

Detecting primordial gravitational waves with circular polarization of the redshifted 21 cm line: II. Forecasts

Abhilash Mishra^{1,*} and Christopher M. Hirata^{2,†}

¹*Theoretical Astrophysics Including Relativity (TAPIR),
Caltech, M/C 350-17, Pasadena, California 91125, USA*

²*Center for Cosmology and Astro Particle Physics (CCAPP),
The Ohio State University, 191 West Woodruff Lane, Columbus, Ohio 43210, USA*

In the first paper of this series, we showed that the CMB quadrupole at high redshifts results in a small circular polarization of the emitted 21 cm radiation. In this paper we forecast the sensitivity of future radio experiments to measure the CMB quadrupole during the era of first cosmic light ($z \sim 20$). The tomographic measurement of 21 cm circular polarization allows us to construct a 3D remote quadrupole field. Measuring the B -mode component of this remote quadrupole field can be used to put bounds on the tensor-to-scalar ratio r . We make Fisher forecasts for a future Fast Fourier Transform Telescope (FFTT), consisting of an array of dipole antennas in a compact grid configuration, as a function of array size and observation time. We find that a FFTT with a side length of 100 km can achieve $\sigma(r) \sim 4 \times 10^{-3}$ after ten years of observation and with a sky coverage $f_{\text{sky}} \sim 0.7$. The forecasts are dependent on the evolution of the Lyman- α flux in the pre-reionization era, that remains observationally unconstrained. Finally, we calculate the typical order of magnitudes for circular polarization foregrounds and comment on their mitigation strategies. We conclude that detection of primordial gravitational waves with 21 cm observations is in principle possible, so long as the primordial magnetic field amplitude is small, but would require a very futuristic experiment with corresponding advances in calibration and foreground suppression techniques.

PACS numbers: 98.70.Vc, 98.80.Bp, 98.80.Es

I. INTRODUCTION AND MOTIVATION

The idea that the early universe underwent a period of inflationary expansion, is one of the cornerstones of modern cosmology. Inflation was originally invoked as a solution to the flatness and horizon problems [1] but proved to be a powerful explanation for the generation of initial perturbations in the early universe, that eventually evolved to the large scale structure we see today [2–6]. Increasingly precise cosmological tests have verified the predictions of the simplest single-field-slow-roll inflationary models; that the primordial density perturbations are adiabatic, nearly Gaussian, and nearly (but not exactly) scale-invariant [7–9].

Beyond the predictions for primordial density (scalar) perturbations, inflation also predicts the existence of a stochastic gravitational wave background, with a nearly scale-invariant power spectrum [10–13]. Detection of these inflationary gravitational waves would be a smoking gun for inflation, and their detection would open up a completely new window into both the physics of the very early universe and physics at otherwise inaccessible energy scales, $V_{\text{inf}}^{1/4} \sim 10^{-3}(r/0.01)^{1/4}M_{\text{Pl}}$, where r is the tensor-to-scalar ratio and M_{Pl} is the Planck mass.

The principal near-term strategy to detect inflationary gravitational waves relies on the fact that waves with wavelengths comparable to the horizon size would induce

a gradient free “B-mode” pattern in the polarization of the CMB via Thomson scattering [14–18]. There are several experimental efforts underway to detect the B-mode pattern in the CMB polarization, including ABS (Atacama B-mode Search) [19], ACTPol [20], BICEP2/Keck Array [21, 22] and POLARBEAR/Simons Array [23]. The search for inflationary gravitational waves remains the top scientific priorities for future CMB experiments (see the CMB S4 Science Book [24]).

The strength of the inflationary gravitational waves is encoded in the tensor-to-scalar ratio r , which is related to the Hubble rate during inflation and in turn depends on the energy scale at which inflation takes place. It is defined as $r = \Delta_h^2/\Delta_\zeta^2$ where,

$$\Delta_\zeta^2(k) \equiv \frac{k^3}{2\pi^2} \langle |\zeta|^2 \rangle \quad (1)$$

is the power spectrum of the curvature perturbations and

$$\Delta_h^2(k) \equiv 2 \frac{k^3}{2\pi^2} \langle |h_k|^2 \rangle = \frac{2}{\pi^2} \frac{H^2}{M_{\text{pl}}^2} \quad (2)$$

is the gravitational-wave power spectrum (summed over two polarizations), where H is the Hubble rate during inflation. The value of r depends on the model of inflation considered. Current constraints on r from the combination of the CMB B -mode and other (more model-dependent) observables are $r < 0.07$ (95% CL) [25].

Galactic foregrounds, primarily due to dust emission, make the detection of tensor modes using the CMB particularly challenging. Gravitational lensing due to scalar

* abhilash@astro.caltech.edu

† hirata.10@osu.edu

perturbations also produce a B-mode pattern and might fundamentally limit the values of r that can be probed using the CMB. In the event that future CMB experiments do detect B-modes due to inflationary GWs, it is important to devise methods, with different systematic errors, that will conclusively prove that the GW signal is indeed primordial. Furthermore, in the event that the value of $r \lesssim 0.001$, planned CMB experiments are unlikely to be able to detect B -modes. It is thus appropriate to investigate alternative methods to detect inflationary gravitational waves.

In Paper I of this series (Hirata et al. 2017) we calculated the effect of the CMB quadrupole during the Dark Ages of the universe on the splitting of the $F = 1$ hyperfine excited level of neutral hydrogen at high redshifts. We showed that unlike the Zeeman effect, where $M_F = \pm 1$ have opposite energy shifts, the remote CMB quadrupole shifts $M_F = \pm 1$ together relative to $M_F = 0$. This leads to a small circular polarization of the emitted 21cm photon, which is in principle observable.

Measurement of the circular polarization of the 21cm signal using future radio interferometers can allow us to construct a 3D *remote CMB quadrupole* field (i.e. the quadrupole component of the CMB skies observed by hydrogen atoms at high redshifts) during the cosmic Dark Ages. Just like the CMB polarization field, this field can be decomposed into E and B modes. The measurement of B modes of this new remote quadrupole field, can then be used to put bounds on r .

In this paper (Paper II) we forecast the ability of future radio experiments to measure the remote quadrupole of the CMB using the circular polarization of the 21 cm line. We show that a very large Fast Fourier Transform Telescope (FFTT) [26] can in principle construct a remote quadrupole field at high redshifts ($z \sim 20$), and we make forecasts for the measurement of r as a function of array size and survey duration.

This paper is organized as follows: we summarize the main results of Paper I and outline our method in Sec. II. In Sec. III we make forecasts for the measurement of the remote quadrupole of the CMB using Fast Fourier Transform Telescopes. In Sec. IV we compute the power spectrum of the remote CMB quadrupole and sensitivity to r . In Sec. V we discuss various foregrounds that are relevant to our measurement, and in Sec. VI we summarize and discuss the implications of our results.

II. OUTLINE OF THE METHOD

Scattering processes between photons and neutral hydrogen atoms in the early universe can affect 21cm observables, and lead to novel probes of physics at high redshifts. An extensive review of the physics of the 21 cm transition can be found in Furlanetto et al. [27]. Recently, Venumadhav et al. [28] and Gluscevic et al. [29] considered the effect of magnetic fields in the early universe on the splitting of the $F = 1$ hyperfine excited level

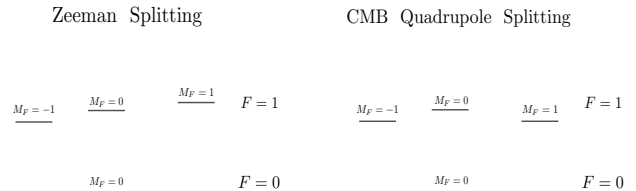


Figure 1. Energy Level Splitting

of hydrogen. At high redshifts, a neutral hydrogen atom is bathed in an anisotropic 21 cm radiation bath due to density fluctuations in the gas. Such an anisotropic radiation field leads to spin polarization of the neutral hydrogen atoms in the $F = 1$ state, and hydrogen atoms in the excited $F = 1$ state align with the quadrupole of the incident 21 cm radiation. The presence of an external magnetic field leads to the precession of atoms in the $F = 1$ state, and the emitted 21 cm radiation is misaligned with the incident 21 cm quadrupole. Gluscevic et al. [29] showed that this effect can in principle be used to probe large scale magnetic fields of the order of 10^{-21} Gauss comoving in the early universe.

Beyond the Zeeman splitting due to an external magnetic field, the CMB anisotropy at high redshifts also leads to a splitting of the $F = 1$ level but the symmetry properties is different from the magnetic field case. In the case of an external magnetic field (Zeeman effect), the energy levels of the $M_F = \pm 1$ levels shift in opposite directions, while the CMB anisotropy leads to a shift in the same direction (see Fig. 1). The emitted 21 cm photon in the latter case has small circular polarization.

In Paper I we showed that the degree of circular polarization emitted by the neutral hydrogen atom as it transitions from $F = 1$ to the $F = 0$ state is related to the CMB quadrupole by

$$V_{\text{obs}}(\mathbf{k}) = -\frac{\sqrt{2\pi}}{25\sqrt{3}} \frac{T_s T_\star K_{\text{mag}} f \tau^2 \delta(\mathbf{k})}{T_{\gamma 0} A (1 + 0.75\tilde{x}_\alpha)(1 + \tilde{x}_c + \tilde{x}_\alpha)} \times \left(1 - \frac{T_\gamma}{T_s}\right) \Im[a_{21} Y_{21}(\hat{\mathbf{k}}) + 2a_{22} Y_{22}(\hat{\mathbf{k}})], \quad (3)$$

where \mathbf{k} is the Fourier wave vector and $\hat{\mathbf{k}}$ is its direction; \tilde{x}_α and \tilde{x}_c parametrize the rates of depolarization of the ground state by optical pumping and atomic collisions respectively; T_s and T_γ are the spin temperature and the CMB temperature at redshift z ; and a_{2m} is the CMB quadrupole at the redshift z . The spin-zero spherical harmonics Y_{2m} are defined in the usual way (see Paper I for details).

Note that the derivation of Eq. (3) treated the CMB quadrupole moments a_{2m} as constant. Equation (3) is thus applicable in the limit of a separation of scales: the scale on which the CMB quadrupole varies (the horizon scale during the pre-reionization epoch) is much larger than the wavelength $2\pi/k$ of the density perturbations probed in 21 cm radiation.

The measurement of the new circular polarization power-spectra can allow us to measure the *remote quadrupole* of the CMB, in a given volume-pixel (“voxel”) in the sky, at a high redshift ($z > 10$). For a wide-angle, tomographic 21 cm survey, we can measure the remote quadrupole of the CMB in many voxels in the sky, allowing us to construct a 3D remote quadrupole field at high redshifts. The 3D remote CMB quadrupole field in turn can be decomposed into E and B modes in analogy with the decomposition of the CMB polarization field [14–18]. We show that the power-spectra of the “B-modes” of the remote quadrupole field can be used to measure the tensor-to-scalar ratio r . A schematic of our method is shown in Fig. 2.

One way of thinking about our method is to imagine neutral hydrogen in all the voxels in Fig. 2 to be independent CMB-quadrupole detectors. The construction of the new remote quadrupole field during the dark ages allows for the statistical measurement of the E and B modes which in turn contains information about primordial tensor modes (i.e. gravitational waves). Our method is similar to the one proposed in Ref. [30], but the authors suggest the use of discrete clusters to reconstruct the CMB quadrupole moments at their locations. Our method, in principle, allows for construction of a continuous field of remote quadrupole moments, and probes higher redshifts than those accessible to the cluster method (see also Refs. [31–36]).

Finally, we note that there are in fact two stages of statistical inference in our proposed method. In the first stage (Sec. III), one uses the 21 cm fluctuations in a given voxel to estimate the CMB quadrupole a_{2m} at the position of that voxel. In this stage, the short-wavelength density perturbations are random variables, and the CMB quadrupole is an unknown constant in each voxel whose value we are trying to determine. In the second stage of statistical inference (Sec. IV), the a_{2m} are themselves random variables, and from their measured values we are trying to infer r . Such two-stage chains of inference are common in cosmology; for example, in a weak lensing experiment, we would have a first stage where we take galaxy images and infer the lensing shear (assumed constant over the size of a galaxy image), and then a second stage where the shear is itself a random variable whose power spectrum carries cosmological information.

The tensor-to-scalar ratio r appears in the power spectrum of the remote quadrupole moments. That is, the tensor power spectrum $\Delta_h^2(k)$ or the tensor-to-scalar ratio r is quadratic in the estimators for a_{2m} (we will see this in Eq. 29), which themselves are constructed from the local TV power spectrum. Thus, one could in principle think of the estimator for r as being constructed from the TVT trispectrum (just as one treats CMB lensing estimators as being constructed from the trispectrum [37]). However, given the separation of scales, the two-stage “power spectrum of a local power spectrum” approach in this paper seems more intuitive and closer

to the physics. We also expect that an eventual analysis of 21 cm data would use the two-stage approach (at least in one branch of the analysis), since the computational techniques and understanding of systematics for power spectra are so much more advanced than for trispectra.

III. MEASURING THE REMOTE QUADRUPOLE OF THE CMB

In this section we compute the sensitivity of future tomographic 21 cm surveys to measure the remote quadrupole of the CMB at high redshifts. We begin by reviewing some basic notation relevant to remote CMB quadrupole measurements. The experimental setup ideal for this measurement is the Fast Fourier Transform Telescope (FFTT) setup, due to its excellent surface brightness sensitivity compared to sparsely sampled arrays [26]. We review the FFTT setup and make Fisher matrix forecasts for the measurement of the remote quadrupole for different FFTT configurations. In this section, the CMB quadrupole a_{2m} is simply assumed to be constant over each voxel; our objective is to determine the uncertainty on a_{2m} for a given FFTT configuration and observing time. In Sec. IV, we will promote a_{2m} to a random variable and use our measurements of a_{2m} to constrain r .

A. Relation of the 21 cm power spectrum to the remote quadrupole of the CMB

The central idea of our technique is that the circular polarization of the emitted 21cm radiation from the high-redshift hydrogen cloud depends on the remote quadrupole of the CMB at that redshift depends on through Eq. (3). Specifically, the existence of a CMB quadrupole at some position results in the creation of new power spectra involving the circular polarization that would otherwise be zero. We focus on the temperature-circular polarization cross-power spectrum TV , since its signal-to-noise ratio scales with the amplitude of the CMB quadrupole effect ($\text{SNR} \propto a_{2m}$) instead of the case of the circular polarization auto-power spectrum VV ($\text{SNR} \propto a_{2m}^2$). In a given voxel, the a_{2m} are treated as constant, and give rise to a local cross-power spectrum $P_{TV}(\mathbf{k})$:

$$P_{TV}(k) = \frac{\partial T_{\text{obs}}}{\partial \delta}(k) \frac{\partial V_{\text{obs}}}{\partial \delta}(k) P_{\delta}(k). \quad (4)$$

Note that this is the *local* power spectrum in this voxel, averaged over the ensemble of short-wavelength density perturbations, but with a_{2m} fixed. The CMB quadrupole moments a_{2m} vary on much larger scales than those directly observed with 21 cm arrays (the scale on which a_{2m} varies is of order the horizon scale at that redshift), and so in Eq. (4) we have *not* averaged over them. If we did average over realizations of a_{2m} , then $\langle a_{2m} \rangle = 0$ and hence we would have no contribution to $P_{TV}(\mathbf{k})$.

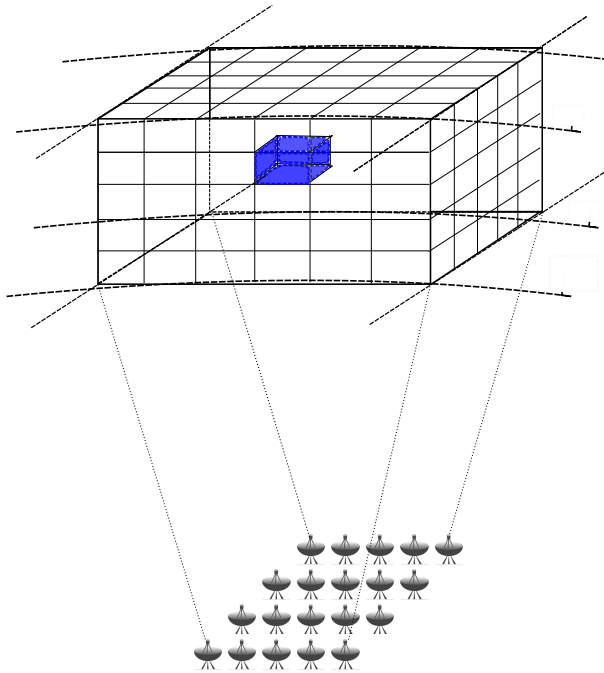


Figure 2. Tomographic measurements by Fast Fourier Transform Telescopes (FFTTs) would allow us to measure the remote quadrupole of the CMB $a_{2m}(z)$ ($m = 1, 2$) in volume pixels (“voxels”) of volume \mathcal{V}_c in narrow slice of redshift space. Creating a map of remote quadrupole moments across many voxels allows us to construct a spin-weight m field, which can be decomposed into E and B modes. Measurement of the B -modes of this field allows us to put bounds on the tensor-to-scalar ratio r .

We now turn to the transfer functions in Eq. (4). The temperature perturbation is given by the usual relation,

$$\frac{\partial T_{\text{obs}}}{\partial \delta} = 37.3 \text{ mK} \left(\frac{1+z}{20} \right)^{1/2} \left(1 - \frac{T_\gamma}{T_s} \right) [1 + (\hat{\mathbf{k}} \cdot \hat{\mathbf{n}})^2]. \quad (5)$$

From Eq. (3) we can see that the circular polarization transfer function $\partial V_{\text{obs}}/\partial \delta$ is given by

$$\begin{aligned} \frac{\partial V_{\text{obs}}}{\partial \delta} &= -8.6 \text{ mK} \left(\frac{1+z}{20} \right)^2 \frac{T_\gamma}{T_s} \left(1 - \frac{T_\gamma}{T_s} \right) \\ &\times \frac{1}{(1 + 0.75\tilde{x}_\alpha)(1 + \tilde{x}_c + \tilde{x}_\alpha)} \\ &\times \Im[a_{21}Y_{21}(\hat{\mathbf{k}}) + 2a_{22}Y_{22}(\hat{\mathbf{k}})]. \end{aligned} \quad (6)$$

The circular polarization transfer function depends on the direction of the wavenumber $\hat{\mathbf{k}}$.

The local power spectrum $P_{TV}(k)$ is thus sensitive to 4 of the 5 types of quadrupole moments of the CMB. Each of these 4 quadrupole moments leads to a quadrupole dependence of the TV spectrum:

- An xz CMB quadrupole ($\Re a_{21} < 0$) leads to a positive TV spectrum for $k_y k_z < 0$ and negative for $k_y k_z > 0$.

- A yz CMB quadrupole ($\Im a_{21} > 0$) leads to a positive TV spectrum for $k_x k_z > 0$ and negative for $k_x k_z < 0$.
- An $x^2 - y^2$ CMB quadrupole ($\Re a_{22} > 0$) leads to a positive TV spectrum for $k_x k_y < 0$ and negative for $k_x k_y > 0$.
- An xy CMB quadrupole ($\Im a_{22} < 0$) leads to a positive TV spectrum for $k_x^2 - k_y^2 > 0$ and negative for $k_x^2 - k_y^2 < 0$.
- The observable $P_{TV}(k)$ is not sensitive to the $m = 0$ CMB quadrupole mode that is symmetric around the line of sight.

B. Local power spectrum and detectability

In this section we evaluate sensitivity of future tomographic 21 cm surveys to the remote quadrupole of the CMB. The ability to measure the remote CMB quadrupole can be determined using the Fisher formalism: in a region of comoving volume \mathcal{V}_c , we have

$$F_{\mu\nu} = \int \frac{d^3 \mathbf{k}}{(2\pi)^3} \frac{\mathcal{V}_c [\partial P_{TV}(\mathbf{k})/\partial p_\mu][\partial P_{TV}(\mathbf{k})/\partial p_\nu]}{[P_{TT}(\mathbf{k}) + N_{TT}(\mathbf{k})][P_{VV}(\mathbf{k}) + N_{VV}(\mathbf{k})]}, \quad (7)$$

where \mathcal{V}_c is the comoving volume and p_μ are the parameters – in this case the 4 measurable quadrupole components: $\Re a_{21}$, $\Im a_{21}$, $\Re a_{22}$, and $\Im a_{22}$. Here $N_{TT}(\mathbf{k})$ is the temperature noise power spectrum, and $N_{VV}(\mathbf{k})$ is the circular polarization noise power spectrum. For a dual-polarization interferometer with the same noise temperature in both polarizations, $N_{VV}(\mathbf{k}) = N_{TT}(\mathbf{k})$. We discuss the noise power spectrum in Sec. III C. Under the further assumption of noise power spectra that are symmetric around the line of sight (which occurs when the distribution of baselines is nearly circularly symmetric), the Fisher matrix reduces to

$$F_{\mu\nu} = \mathcal{V}_c \begin{pmatrix} w_1 & 0 & 0 & 0 \\ 0 & w_1 & 0 & 0 \\ 0 & 0 & w_2 & 0 \\ 0 & 0 & 0 & w_2 \end{pmatrix}. \quad (8)$$

That is, there is an inverse variance per component of w_m (units: Mpc^{-3}) per unit comoving volume, which may be different for the $m = 1$ and $m = 2$ quadrupole components. The Fisher estimate of the variance in $\Re a_{2m}$ or $\Im a_{2m}$ is $1/(w_m \mathcal{V}_c)$. Two diagonal elements of Eq. (7) suffice to determine w_1 and w_2 .

C. Fast Fourier Transform Telescopes

The ideal experimental setup for measuring the remote quadrupole of the CMB using the circular polarization of 21 cm is the proposed Fast Fourier Transform Telescope (FFTT) as described in [26]. The FFTT consists

of a tightly packed array of simple dipole antennas in a regular rectangular grid. The electric field is digitized at the antennae and subsequent correlations and Fourier transforms are done digitally. The FFTT is based on the simple idea that if the antennae are arranged on a rectangular grid, Fast Fourier Transforms can be used to scale the cost as $N \log_2 N$ instead of N^2 (where N is the number of antennae). The FFTT concept allows for mapping of a very wide field of view with very high sensitivity, making it ideal for 21 cm tomography experiments.

A schematic of the FFTT design we consider for the forecasts in this paper is shown in Fig. 2. We consider a square array design with a compact grid of dipole antennas with side length L , effective area L^2 , that observes for a time τ with a bandwidth $\delta\nu$ around some frequency ν . In principle the array can observe the entire visible sky at any given time. The figure shows how we split the 3D volume of the universe at high redshifts observed by the array into smaller volume pixels (“voxels”). Our goal is to estimate the detectability of the remote CMB quadrupole in each of these voxels.

The experiment is characterized by three key parameters: the length of the array L , the time of observation τ and the system temperature T_{sys} . The noise power spectrum per mode \mathbf{k} (in intensity units) is given by

$$N_{TT}(\mathbf{k}) = \frac{\lambda^4 c(1+z)^2 D_M^2(z)}{\Omega_{\text{beam}} \tau H(z) \nu_{21}} \frac{T_{\text{sys}}^2}{A_e^2 n_{\text{base}}(\mathbf{k})}, \quad (9)$$

where $D_M(z)$ is the comoving distance to the redshift z , A_e is the collecting area, and $n_{\text{base}}(\mathbf{k})$ is the number density of baselines that observe a given mode \mathbf{k} at a given time. Here noise is reported in temperature units, T in K and $N_{TT}(\mathbf{k})$ in $\text{K}^2 \text{Mpc}^3$ [29].

A given mode in the sky \mathbf{k} , will be observed by many baselines of the FFTT during an observation campaign. Hence the noise power spectrum needs to be weighed by the number of baselines observing a given mode \mathbf{k} . The number of baselines observing a mode \vec{k} is given by

$$\langle n_{\text{base}}(\mathbf{k}) \rangle = \left(\frac{L}{\lambda} \right)^2 - \frac{4}{\pi} \frac{L}{\lambda} \frac{D_M(z)}{2\pi} k \sin \theta_k + \frac{1}{\pi} \left[\frac{D_M(z)}{2\pi} k \sin \theta_k \right]^2, \quad (10)$$

where θ_k is the polar angle and ϕ_k the longitude in a coordinate system where the line of sight is along the z axis. The number of baselines is averaged over ϕ_k , which is appropriate if at least $\sim 90^\circ$ of Earth rotation occurs over the course of an observing window.

D. Results for reference experiments

We now proceed to evaluate the sensitivity of a tomographic 21 cm survey to measure the remote quadrupole of the CMB during the pre-reionization epoch, at a given redshift z and for a “voxel” of volume \mathcal{V}_c . Specifically,

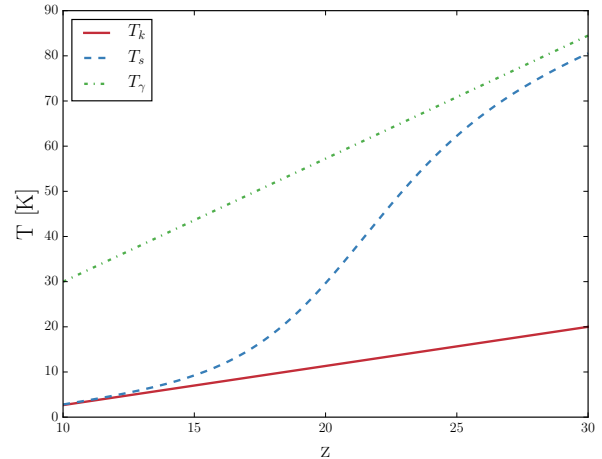


Figure 3. Inputs used for the sensitivity calculation, computed for standard cosmology using the 21CMFAST code. The plot shows the fiducial models for spin, kinetic, and CMB temperatures.

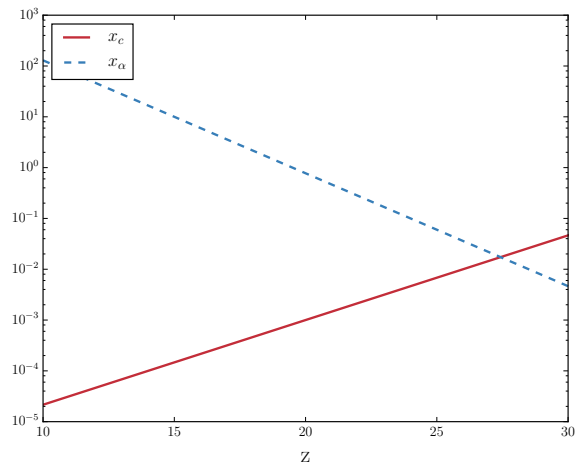


Figure 4. Inputs used for the sensitivity calculation, computed for standard cosmology using the 21CMFAST code. The plot shows the fiducial models for quantities that parametrize the rate of depolarization of the ground state by optical pumping and atomic collisions as discussed in the text and in [29]

we compute the elements of the Fisher matrix (Eq. 7), for different FFTT configurations and observation times.

We consider a square-grid configuration for the FFTT with a length L and collecting area $A_e = L^2$. The time τ for computing the noise spectra in Eq. (9) is the *observing time*, which is smaller than the wall-clock time since a given portion of the sky is visible for only part of the day. We assume a system temperature of $T_{\text{sys}} = 1000\text{K}$.

Other inputs to the Fisher matrix computation includes the spin temperature T_s , the kinetic tempera-

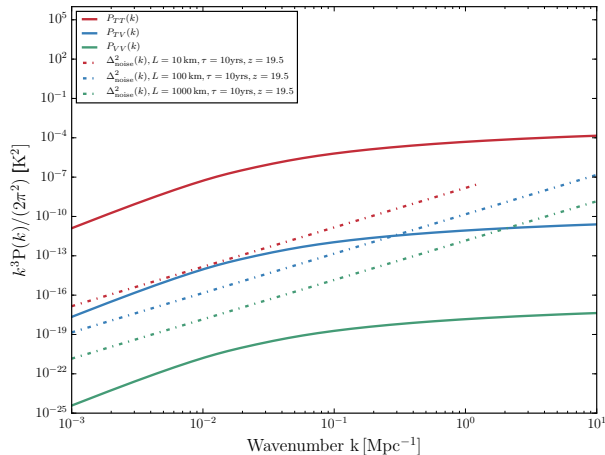


Figure 5. Temperature, circular polarization, and noise power spectra relevant to the Fisher calculation. We compute the power-spectra for observations corresponding to $z = 19.5$. Noise power-spectra for two different configurations of FFTTs are shown.

ture T_k of the IGM, and the CMB temperature T_γ as a function of redshift (Fig. 3). We also compute quantities that parametrize the rate of depolarization of the ground state by optical pumping x_α and atomic collisions x_c (Fig. 4). The quantities are calculated using the 21CMFAST code [38]. For the 21CMFAST runs, we set the sources responsible for early heating to Population III stars and use a star formation efficiency $F_{\text{STAR}}=0.0075$. For more details about the parameters used for the 21CMFAST outputs see Ref. [29]. We use standard cosmological parameters ($H_0 = 67 \text{ km s}^{-1} \text{ Mpc}^{-1}$, $\Omega_m = 0.32$, $\Omega_K = 0$, $n_s = 0.96$, $\sigma_8 = 0.83$, $w = -1$) consistent with Planck measurements [39].

A FFTT can in principle observe the entire sky above the horizon. However, the image degrades rapidly near the horizon and the useful field of view is about half $\Omega \sim \pi$. The angular resolution of a FFTT is $\theta_{\text{res}} \sim \lambda/\sqrt{A}$. The angular scale of the “voxel” in which the CMB quadrupole is measured to be approximately ten times the angular resolution of the telescope. The maximum comoving wavenumber probed by the FFTT (k_{max}) is given by

$$k_{\text{max}} = \frac{2\pi}{d_A(z) \theta_{\text{res}}}. \quad (11)$$

Note that every super-pixel can be observed simultaneously and so τ for a super-pixel is the total time that the FFTT observes a given patch of the sky. The Fisher integral takes place over a super-pixel and we take k_{max} corresponding to the angular resolution of the survey. The minimum wavenumber probed is taken to be several orders of magnitude smaller than k_{max} (the Fisher integral is not sensitive to the choice of k_{min}).

To estimate the Fisher integral we plot the relevant

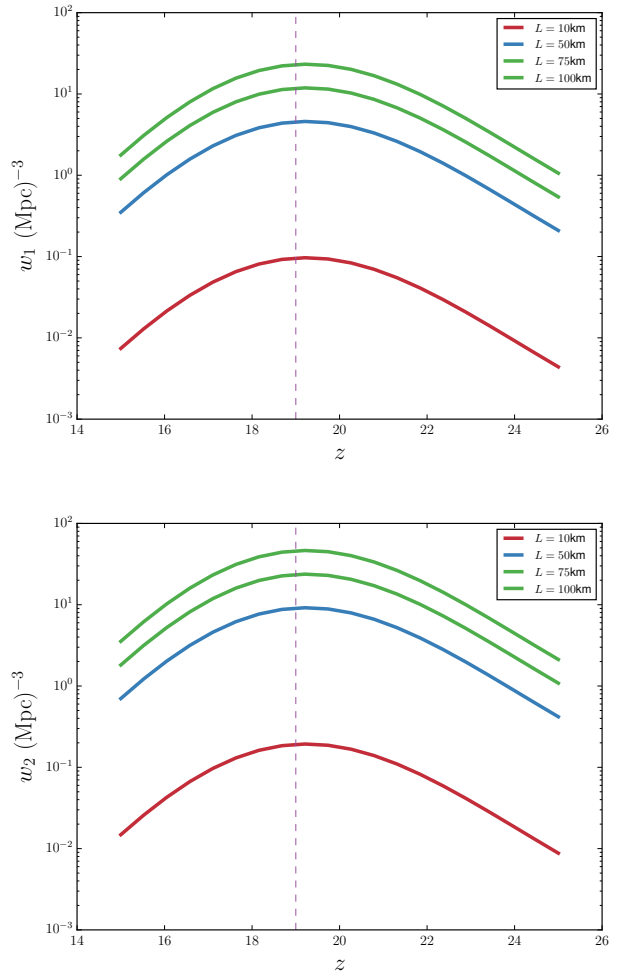


Figure 6. Elements of the Fisher matrix w_1 and w_2 as a function of redshift z , computed for a model of reionization described in the text. For our fiducial model, both w_1 and w_2 peak at $z = 19.5$, i.e. the redshift where the Lyman-alpha coupling becomes efficient ($\tilde{x}_\alpha \sim 1$).

power spectra in Eq. (7), including the noise power spectrum for different configurations of the FFTT in Fig. 5. From the figure we note that $P_{TT}(k) \gg N_{TT}(k)$ and $N_{VV}(k) \gg P_{VV}(k)$. The Fisher integral in Eq. (7) can then be approximated to give

$$w_1 = \frac{1}{(2\pi)^3} \frac{\left(8.6 \text{ mK} \left(\frac{1+z}{20}\right)^2 \left(1 - \frac{T_\gamma}{T_s}\right) \left(\frac{T_\gamma}{T_s}\right)\right)^2}{N_{VV}(1 + 0.75\tilde{x}_\alpha)^2(1 + \tilde{x}_c + \tilde{x}_\alpha)^2} \times \int_{k_{\text{min}}}^{k_{\text{max}}} d^3k (\Im(Y_{21}(\theta, \phi)))^2 P_\delta(k) \quad (12)$$

and

$$w_2 = \frac{2}{(2\pi)^3} \frac{\left(8.6 \text{ mK} \left(\frac{1+z}{20}\right)^2 \left(1 - \frac{T_\gamma}{T_s}\right) \left(\frac{T_\gamma}{T_s}\right)\right)^2}{N_{VV}(1 + 0.75\tilde{x}_\alpha)^2(1 + \tilde{x}_c + \tilde{x}_\alpha)^2} \times \int_{k_{\min}}^{k_{\max}} d^3k (\Im(Y_{22}(\theta, \phi)))^2 P_\delta(k). \quad (13)$$

The value of w_1 and w_2 is a function of redshift and depends on the reionization and spin-excitation history of the universe during the pre-reionization era. In particular it is sensitive to the Lyman- α flux during this epoch which is unconstrained by observations. We use the fiducial model shown in Fig. 4 and described in Ref. [29]. As seen from the figure, for our fiducial model, w_1 and w_2 peak around $z = 19.5$ and our technique is most sensitive in this redshift range. Note that this is likely to change when the Lyman- α flux in the pre-reionization era becomes better constrained.

IV. POWER SPECTRUM OF THE REMOTE CMB QUADRUPOLE AND SENSITIVITY TO THE TENSOR-TO-SCALAR RATIO

We now consider how well we can measure the tensor-to-scalar ratio using remote quadrupole measurements. This requires us to consider the remote quadrupole moments a_{2m} as a statistical field, compute their power spectrum, compare this to the noise computed in Sec. III B, and finally perform the Fisher matrix sum over modes.

A. E - and B -mode decomposition of remote CMB quadrupoles

The ‘‘derived data product’’ from the analysis of §III B is a map of the CMB quadrupole moments a_{2q} ($q \neq 0$: we use q here instead of m to avoid confusion below) in each super-pixel of comoving volume \mathcal{V}_c . These moments are measured with respect to the local coordinate basis vectors $\{\hat{e}_\theta, \hat{e}_\phi, \hat{\mathbf{n}} = \hat{e}_r\}$. This quadrupole is derived from the local power spectrum $P_{TV}(\mathbf{k})$ in each super-pixel. Viewed from the perspective of the observer, a_{2q}^* is a spin-weight q field. In analogy to the decomposition of the CMB polarization field [18], we may perform a spin-weighted spherical harmonic transformation:

$$a_{2q}^*(\chi, \hat{\mathbf{n}}) = \sum_{\ell=|q|}^{\infty} \sum_{m=-\ell}^{\ell} b_{q\ell m}(\chi) {}_q Y_{\ell m}(\hat{\mathbf{n}}). \quad (14)$$

The dependence on comoving distance χ is retained since we do not decompose the radial direction into eigenmodes. The symmetry property $a_{2,-q}(\chi, \hat{\mathbf{n}}) = (-1)^q a_{2q}^*(\chi, \hat{\mathbf{n}})$ implies that

$$b_{q\ell m}^*(\chi) = (-1)^m b_{-q, \ell, -m}(\chi). \quad (15)$$

Furthermore, parity inversion results in the transformation $a_{2q}(\chi, \hat{\mathbf{n}}) \rightarrow a_{2,-q}(\chi, -\hat{\mathbf{n}})$, or equivalently $b_{q\ell m}(\chi) \rightarrow (-1)^\ell b_{-q, \ell m}(\chi)$. We now define the electric and magnetic-parity versions of these quadrupole moments: for $q > 0$,

$$b_{\ell m}^{E,q}(\chi) = \frac{1}{2} [b_{q\ell m}(\chi) + b_{-q, \ell m}(\chi)] \quad \text{and} \\ b_{\ell m}^{B,q}(\chi) = \frac{1}{2i} [b_{q\ell m}(\chi) - b_{-q, \ell m}(\chi)]. \quad (16)$$

These moments obey the same complex conjugation properties as usual electric and magnetic moments, i.e. $b_{\ell m}^{E,q*}(\chi) = (-1)^m b_{\ell, -m}^{E,q}(\chi)$ and $b_{\ell m}^{B,q*}(\chi) = (-1)^m b_{\ell, -m}^{B,q}(\chi)$. Under parity inversion, $b_{\ell m}^{E,q}(\chi)$ picks up a factor of $(-1)^\ell$, whereas $b_{\ell m}^{B,q}(\chi)$ picks up a factor of $-(-1)^\ell$.

The statistics of the CMB quadrupole moment fields can thus be described in terms of the cross-power spectra of these fields at the various comoving distances, e.g.

$$C_\ell^{B1, B2}(\chi, \chi') = \langle b_{\ell m}^{B1*}(\chi) b_{\ell m}^{B2}(\chi') \rangle. \quad (17)$$

Parity considerations imply a vanishing cross-spectrum between the E, q and B, q' moments. Furthermore, there is no primordial scalar contribution to the $B1$ or $B2$ moments.

B. B -mode power spectrum of the remote CMB quadrupole

We compute the power spectrum of the remote CMB quadrupole by the standard method – that is, we consider first a single Fourier mode (a plane primordial gravitational wave) with wave vector along the z -axis, then rotate it to an arbitrary angle, and finally perform a stochastic average using the power spectrum in the initial conditions.

Consider a gravitational wave with wave number K and strain h_R propagating in the z -direction and with right-circular polarization, i.e. with metric

$$g_{\mu\nu} = a^2 \begin{pmatrix} -1 & 0 & 0 & 0 \\ 0 & 1 + \frac{1}{\sqrt{2}} h_R e^{iKx^3} & \frac{1}{\sqrt{2}} i h_R e^{iKx^3} & 0 \\ 0 & \frac{1}{\sqrt{2}} i h_R e^{iKx^3} & 1 - \frac{1}{\sqrt{2}} h_R e^{iKx^3} & 0 \\ 0 & 0 & 0 & 1 \end{pmatrix}. \quad (18)$$

The normalization is chosen to coincide with the common normalization of tensor perturbations (e.g. [40]) with $r = \Delta_h^2(k)/\Delta_\zeta^2(k) = 16\epsilon$ in slow-roll single-field inflation. This plane gravitational wave leads to a tensor $\ell = 2$ CMB multipole moment

$$\frac{\Delta T(\mathbf{r}, \hat{\mathbf{p}}, \eta)}{T} = h_{R0} e^{iKx^3} \sum_{\ell=2}^{\infty} (-i)^\ell \sqrt{\frac{4\pi}{2\ell+1}} \Theta_\ell^\top(\eta) Y_{\ell 2}(\hat{\mathbf{p}}), \quad (19)$$

at position \mathbf{r} , for photons traveling in direction $\hat{\mathbf{p}}$, and at conformal time η defined as,

$$\eta(z) = \int_0^{t(z)} \frac{dt}{a} \quad (20)$$

Θ_ℓ^T are the tensor multipole moments generated by a unit-amplitude gravitational wave and h_{R0} is the initial amplitude. Rotational symmetry guarantees that only $m = 2$ terms exist in the sum over spherical harmonics. The $\ell = 2$ multipole moments measured at some position

on the sky and some comoving distance $\chi(z)$ are then

$$a_{2m}(\chi, \hat{\mathbf{n}}) = -\sqrt{\frac{4\pi}{5}} h_{R0} e^{iK\chi \cos\theta} \Theta_2^T(\eta_0 - \chi) \times [\mathcal{D}_2(\phi, \theta, 0)]_{m,2}, \quad (21)$$

where $\mathcal{D}_2(\phi, \theta, 0)$ is the passive rotation matrix associated with rotating the reference frame for the multipoles from $\{\hat{\mathbf{e}}_1, \hat{\mathbf{e}}_2, \hat{\mathbf{e}}_3\}$ to $\{\hat{\mathbf{e}}_\theta, \hat{\mathbf{e}}_\phi, \hat{\mathbf{n}}\}$.

The $\ell = 2$ multipole moments from Eqn.(21) can be re-written in terms of the spin-weighted spherical harmonics,

$$a_{2q}^*(\chi, \hat{\mathbf{n}}) = -\frac{4\pi}{5} h_{R0} e^{-iK\chi \cos\theta} \Theta_2^{T*}(\eta_0 - \chi) {}_q Y_{2,-2}(\hat{\mathbf{n}}). \quad (22)$$

The solution for $b_{q\ell m}(\chi)$ can then be written as

$$\begin{aligned} b_{q\ell m}(\chi) &= \int a_{2q}^*(\chi, \hat{\mathbf{n}}) {}_q Y_{\ell m}^*(\hat{\mathbf{n}}) d^2 \hat{\mathbf{n}} \\ &= -\frac{4\pi}{5} h_{R0} \Theta_2^{T*}(\eta_0 - \chi) \int e^{-iK\chi \cos\theta} {}_q Y_{2,-2}(\hat{\mathbf{n}}) {}_q Y_{\ell m}^*(\hat{\mathbf{n}}) d^2 \hat{\mathbf{n}} \\ &= -\frac{(4\pi)^{3/2}}{5} h_{R0} \Theta_2^{T*}(\eta_0 - \chi) \delta_{m,-2} \sum_{\ell'=0}^{\infty} \sqrt{2\ell'+1} (-i)^{\ell'} j_{\ell'}(K\chi) \int {}_0 Y_{\ell'0}(\hat{\mathbf{n}}) {}_q Y_{2,-2}(\hat{\mathbf{n}}) {}_q Y_{\ell',-2}^*(\hat{\mathbf{n}}) d^2 \hat{\mathbf{n}} \\ &= -4\pi \sqrt{\frac{2\ell+1}{5}} (-1)^q h_{R0} \Theta_2^{T*}(\eta_0 - \chi) \delta_{m,-2} \sum_{\ell'=0}^{\infty} (2\ell'+1) (-i)^{\ell'} j_{\ell'}(K\chi) \begin{pmatrix} \ell' & 2 & \ell \\ 0 & q & -q \end{pmatrix} \begin{pmatrix} \ell' & 2 & \ell \\ 0 & -2 & 2 \end{pmatrix}. \quad (23) \end{aligned}$$

Under the transformation $q \leftrightarrow -q$, this changes sign if $\ell' - \ell$ is odd and remains the same if $\ell' - \ell$ is even; thus for the B -mode, only the $\ell' - \ell$ odd terms contribute (see Eq. 16). The triangle inequality restricts $|\ell' - \ell| \leq 2$, so the sum then reduces to $\ell' = \ell \pm 1$. Substituting in the Wigner $3j$ symbols yields for $q > 0$:

$$b_{q\ell m}^B(\chi) = -\frac{2\pi (-i)^\ell \delta_{m,-2}}{\sqrt{5(2\ell+1)}} h_{R0} \Theta_2^{T*}(\eta_0 - \chi) \left[(-1)^q \sqrt{(\ell+2)(\ell+\bar{q})} j_{\ell-1}(K\chi) - \sqrt{(\ell-1)(\ell+1-\bar{q})} j_{\ell+1}(K\chi) \right], \quad (24)$$

where we have defined $\bar{q} \equiv (-1)^q q$. Use of the rules for combining spherical Bessel functions [41] allows the further simplifications:

$$b_{q\ell m}^B(\chi) = -2\pi \frac{\delta_{m,-2}}{i^\ell} \sqrt{\frac{2\ell+1}{5}} h_{R0} \Theta_2^{T*}(\eta_0 - \chi) f_{q\ell}(K\chi), \quad (25)$$

where we have defined the functions

$$f_{1\ell}(x) = \sqrt{(\ell-1)(\ell+2)} \frac{j_\ell(x)}{x} \quad (26)$$

and

$$f_{2\ell}(x) = j'_\ell(x) + 2 \frac{j_\ell(x)}{x}. \quad (27)$$

These functions are always real, and we have $f_{11}(x) = 0$.

It remains to express the B -mode power spectrum of the remote quadrupole components. This requires us to obtain the product of two $b_{q\ell m}^B(\chi)$ s and average over the

direction of the plane wave; this is equivalent to summing over m and dividing by $2\ell+1$. Thus for a plane wave in a random direction, we find

$$\begin{aligned} C_\ell^{Bq, Bq'}(\chi, \chi') &= \frac{1}{2\ell+1} \sum_{m=-\ell}^{\ell} \langle b_{q\ell m}^{B*}(\chi) b_{q'\ell m}^B(\chi') \rangle \\ &= \frac{4\pi^2}{5} |h_{R0}|^2 \Theta_2^T(\eta_0 - \chi) \Theta_2^{T*}(\eta_0 - \chi') \\ &\quad \times f_{q\ell}(K\chi) f_{q'\ell}(K\chi'). \quad (28) \end{aligned}$$

If we finally replace the plane wave with a statistical distribution of gravitational waves, we find

$$\begin{aligned} C_\ell^{Bq, Bq'}(\chi, \chi') &= \frac{8\pi^2}{5} \int_0^\infty \Theta_2^T(\eta_0 - \chi) \Theta_2^{T*}(\eta_0 - \chi') \\ &\quad \times f_{q\ell}(K\chi) f_{q'\ell}(K\chi') \Delta_h^2(K) \frac{dK}{K}, \quad (29) \end{aligned}$$

where $\Delta_h^2(K)$ is the contribution to the variance of the strain per logarithmic range of K (i.e. $d\text{Var}h/d\ln K$) per

gravitational wave polarization (right or left). A factor of 2 has been inserted to account for the existence of two gravitational wave polarizations.

Note that although the spherical harmonic decomposition of a spin-1 field admits an $\ell = 1$ component, the $q = 1$ B -mode of the remote quadrupole vanishes – i.e. $C_\ell^{B1, B1}(\chi, \chi') = 0$ – because $f_{11}(x) = 0$. This is mathematically expected because there is no $\ell = 1$ gravitational wave mode.

C. Incorporation of the tensor transfer function

We now also need the tensor transfer function $\Theta_2^T(\eta)$. Fortunately, in the matter-dominated era, well after recombination, there is an analytic solution for this. The strain amplitude has the simple time dependence

$$h_R(\eta) = h_{R0} \frac{3j_1(K\eta)}{K\eta}. \quad (30)$$

The tensor transfer function is then given by evaluating the temperature quadrupole at the origin at time η using the line-of-sight expression for the photon temperature perturbation [42, 43]; in what follows, we assume the temperature perturbation due to the gravitational wave is built up from the time of recombination η_* to the time η in question. We work in terms of the real-space temperature perturbation $\Theta(\mu', \phi')$, where $\mu' = \cos\theta'$ is the direction cosine of the photon's trajectory:

$$\begin{aligned} \Theta_2^T(\eta) &= -\frac{5\sqrt{6}}{16\pi h_{R0}} \int (1 - \mu'^2) e^{-2i\phi'} \Theta(\mu', \phi') d\mu' d\phi' \\ &= -\frac{5\sqrt{6}}{16\pi h_{R0}} \int (1 - \mu'^2) e^{-2i\phi'} \left[\int_{\eta_*}^{\eta} (1 - \mu'^2) e^{2i\phi'} \right. \\ &\quad \left. \times \frac{-\dot{h}_R(\eta')}{2\sqrt{2}} e^{iK\mu'(\eta' - \eta)} d\eta' \right] d\mu' d\phi' \\ &= \frac{5\sqrt{3}}{16h_{R0}} \int_{\eta_*}^{\eta} \left[\int_{-1}^1 (1 - \mu'^2)^2 e^{iK\mu'(\eta' - \eta)} d\mu' \right] \dot{h}_R(\eta') d\eta' \\ &= \frac{5\sqrt{3}}{16h_{R0}} \int_{\eta_*}^{\eta} \frac{16j_2(K(\eta - \eta'))}{[K(\eta - \eta')]^2} \dot{h}_R(\eta') d\eta' \\ &= \frac{5\sqrt{3}}{16h_{R0}} \int_{\eta_*}^{\eta} \frac{16j_2(K(\eta - \eta'))}{[K(\eta - \eta')]^2} h_{R0} \frac{-3j_2(K\eta')}{\eta'} d\eta' \\ &= -15\sqrt{3} \int_{\eta_*}^{\eta} \frac{j_2(K(\eta - \eta')) j_2(K\eta')}{K^2(\eta - \eta')^2 \eta'} d\eta'. \quad (31) \end{aligned}$$

Equation (31) is an integral form for the tensor transfer function; it is straightforward to compute. With the help of Eq. (29), the general remote quadrupole B -mode power spectrum for tensors can be obtained.

D. Sensitivity to tensor-to-scalar ratio

The uncertainty in the tensor-to-scalar ratio can be forecast using Fisher matrix techniques. In general, if there is a Gaussian-distributed data vector \mathbf{d} with covariance \mathbf{C} , then the Fisher approximation for the uncertainty in the tensor-to-scalar ratio r is

$$\sigma_r^{-2} = \frac{1}{2} \text{Tr} \left(\mathbf{C}^{-1} \frac{\partial \mathbf{C}}{\partial r} \mathbf{C}^{-1} \frac{\partial \mathbf{C}}{\partial r} \right). \quad (32)$$

In our case, we will write as the data vector \mathbf{d} the sequence of B -mode moments $b_{\ell m}^{Bq}(\chi)$: up to some ℓ_{\max} , the number of such moments is $N_d = 2N_z(\ell_{\max}^2 - 4)$, where N_z is the number of redshift slices and $\ell_{\max}^2 - 4 = \sum_{\ell=2}^{\ell_{\max}} (2\ell + 1)$ is the number of multipoles. In harmonic space, for uniform full-sky coverage, \mathbf{C} is thus an $N_d \times N_d$ matrix that is block-diagonal with $2N_z \times 2N_z$ blocks; the block corresponding to multipole ℓ will be denoted $\mathbf{C}_{(\ell)}$ and is repeated $2\ell + 1$ times. We may thus write Eq. (32) as

$$\sigma_r^{-2} = \frac{f_{\text{deg}}^2}{2} \sum_{\ell=2}^{\ell_{\max}} (2\ell + 1) \text{Tr} \left[\mathbf{C}_{(\ell)}^{-1} \frac{\partial \mathbf{C}_{(\ell)}}{\partial r} \mathbf{C}_{(\ell)}^{-1} \frac{\partial \mathbf{C}_{(\ell)}}{\partial r} \right]. \quad (33)$$

Here f_{deg} is a degradation factor due to reduced sky coverage. In CMB forecasts, it is often assumed that the information content scales with the sky coverage f_{sky} , in which case $f_{\text{deg}} = f_{\text{sky}}^{1/2}$. This is only an approximation however [44] and is generally valid only for sky coverage $\Delta\theta \geq 2\pi/\Delta\ell$, where $\Delta\ell$ is the width of the features in ℓ -space under consideration. Since the B -mode spectrum peaks at the largest scales, this is only marginally true; forecasts for the reionization B -mode that evaluate the cut-sky matrix inversion have shown a factor $f_{\text{deg}} \sim f_{\text{sky}}^2$ for Galactic Plane cuts with $f_{\text{sky}} > 0.7$ [45]. In this paper, we consider only observations of the full sky minus the Galactic Plane with an assumed $f_{\text{deg}} = 0.5$, and stress that Eq. (33) for σ_r is uncertain at the factor of ~ 2 level even for this case.

The matrix $\mathbf{C}_{(\ell)}$ can be broken up into signal $\mathbf{S}_{(\ell)}$ and noise $\mathbf{N}_{(\ell)}$. The noise power spectrum is diagonal in z -space:

$$N_{(\ell)qz, q'z'} = \frac{1}{w_q[\chi(z)]^2 \Delta\chi} \delta_{qq'} \delta_{zz'}, \quad (34)$$

where $\Delta\chi = c\Delta z/H(z)$ is the width of the redshift slice and $\chi(z)$ is the comoving distance. (The denominator is the conversion from sr on the sky to Mpc^3 of comoving volume). The signal matrix is

$$S_{(\ell)qz, q'z'} = C_\ell^{Bq, Bq'}[\chi(z), \chi(z')], \quad (35)$$

which is proportional to the tensor-to-scalar ratio r . We thus have $\partial \mathbf{C}_{(\ell)} / \partial r = \mathbf{S}_{(\ell)} / r$, which is independent of r .

Finally, we need the relation between $\Delta_h^2(k)$ and r . This is

$$\Delta_h^2(k) = r \Delta_c^2(k) = 2.4 \times 10^{-9} r. \quad (36)$$

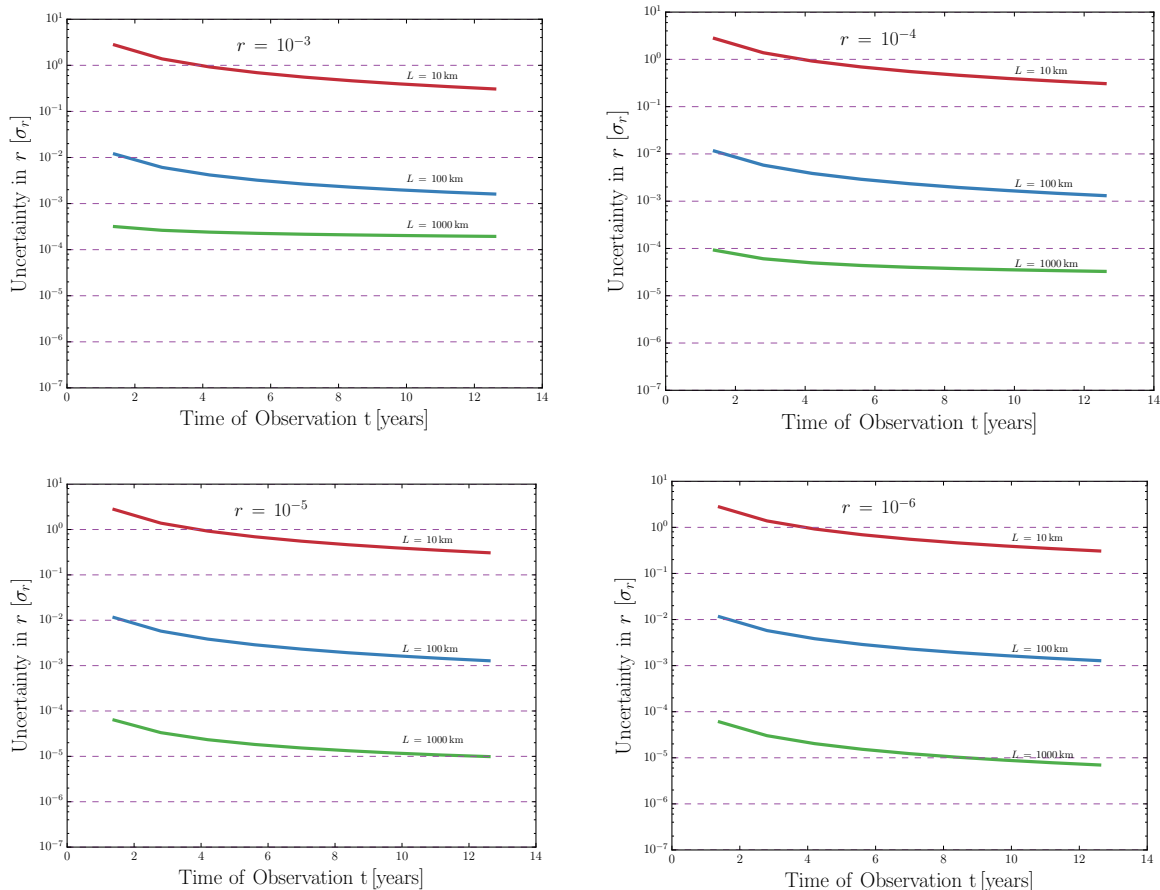


Figure 7. Forecasts for σ_r for different FFTT telescope configurations. The parameters used to make these forecasts are described in Fig. 4 & 3 and in Section III D. For the given Lyman- α flux model the values of weights w_1 and w_2 peak around $z \sim 19.5$ as shown in Fig. 6. For our forecasts we consider a shell with $z_{\min} = 18$ and $z_{\max} = 23$. Note that the live observation time quoted here will be shorter than the wall-clock time of the survey.

In Fig. 7, we plot the forecasts for σ_r for different fiducial values of r , for different FFTT configurations. We choose the pre-reionization Lyman- α flux model described in Sec. III D; for this fiducial model the values of w_1 and w_2 peak around $z \sim 19.5$. The observation time τ entering the expression for noise in Eq. (9) is the time for observing a given portion of the sky that is above the horizon of a given location. We note that this is different from the *total live observation time* t_{obs} which is longer than τ . Here t_{obs} is longer by a factor equal to the fraction of the day that a given survey region is above the horizon and is related to τ via

$$t_{\text{obs}} = \tau \frac{\Omega_{\text{total}}}{\Omega_{\text{instant}}}. \quad (37)$$

A FFTT can in principle observe the entire sky above the horizon at a given instant, corresponding to $\Omega_{\text{instant}} = 2\pi \text{sr}$. However, the image quality degrades near the horizon and the effective $\Omega_{\text{instant}} = \pi \text{sr}$. For $f_{\text{sky}} \sim 0.7$ the corresponding $\Omega_{\text{total}} = 2.8\pi \text{sr}$ (note that achieving this f_{sky} will need two experiments – one in the northern and one in the southern hemisphere). Fig. 7 shows our fore-

casts in terms of the observation time t_{obs} . We note that there is a third time-scale in our experiments which is the wall-clock time. Practically, an experiment is unlikely to be on-line for the entirety of a survey, and wall-clock time will thus be longer than t_{obs} . The wall-clock time determines the total duration of a survey.

V. FOREGROUNDS

Foreground contamination by Galactic and extragalactic sources poses the most serious challenge to detecting the cosmological 21 cm temperature and circular polarization signals. Broadband Galactic and extragalactic foregrounds at low-frequencies are expected to be approximately four orders of magnitude larger than the cosmological temperature signal, and their removal has been the subject of extensive study. Broadly, the approaches for foreground removal involve using both the angular structure of foregrounds, and the spectral smoothness of synchrotron and free-free radiation (as compared to

the highly structured cosmological signal) to distinguish them from the cosmological signal [46–50].

Linear polarization of the redshifted 21cm radiation has been examined by Babich & Loeb [51]. They considered the intrinsic polarization of the 21 cm line due to Thomson scattering during reionization, leading to a 21 cm E -mode signal. This signal is expected to be completely scrambled up by Faraday rotation, although De & Tashiro [52] concluded that extremely accurate Galactic rotation measure maps might allow one to reconstruct the intrinsic linear polarization signal.

Circularly polarized foregrounds at low-frequencies, relevant for our technique, are not as well-understood. King and Lubin [53] created foreground maps of circular polarization induced by Galactic magnetic fields in the GHz frequency range (relevant for CMB observations) and more recently Enßlin et. al. [54] have created predicted Galactic circular polarization maps based on synchrotron templates at 408 MHz (see also [55]). In this section we examine potential foregrounds that could contaminate the measurement of the cosmological 21 cm circular polarization signal relevant to our method.

There are two broad mechanisms that can contaminate the cosmological circular polarization signal: the intrinsic circular polarization of galactic or extragalactic foreground sources, and that generated during propagation through the interstellar/intergalactic medium. The former is expected to be spectrally smooth and could potentially be removed using spectral smoothness arguments described earlier. The circular polarization induced due to propagation effects can lead of confusion with the cosmic signal, since it depends on the spatial structure of the ISM/IGM, and may have a complicated frequency dependence due to Faraday rotation. As such, it is important to estimate the amplitude and approximate angular structure of these foregrounds in order to assess the feasibility of our technique.

Circularly polarized foregrounds could in principle spoil our measurement in one of two ways. One would be if the circularly polarized foregrounds were correlated with the total intensity with a quadrupolar spatial/spectral pattern such as to mimic a cosmological signal. We discuss in each case whether we expect this to be an issue. The other would be if the circularly polarized foregrounds did not have such a pattern, but were so bright as to effectively add noise to the measured TV correlation and prevent the remote CMB quadrupole estimator from reaching the theoretical thermal noise limit. We can understand this “foreground noise” problem if we consider the TV cross spectrum as a function of wavenumber,

$$\Delta_{TV}^2(k) \equiv \frac{k^3}{2\pi^2} P_{TV}(k), \quad (38)$$

and recall its uncertainty:

$$\sigma[\Delta_{TV}^2(k)] = \sqrt{\frac{1}{N_{\text{modes}}} \Delta_{TT,\text{tot}}^2(k) \Delta_{VV,\text{tot}}^2(k)}, \quad (39)$$

where N_{modes} is the number of modes probed, and $\Delta_{VV,\text{tot}}^2(k)$ is the sum of the intrinsic cosmological signal $\Delta_{VV,\text{cosmo}}^2(k)$, the instrument noise $\Delta_{VV,\text{noise}}^2(k)$, and the foregrounds $\Delta_{\text{fore}}^2(k)$. We have assumed here that the foregrounds for 21 cm temperature have been successfully removed using techniques described in the literature. As discussed in Section III B, $\Delta_{VV,\text{noise}}^2(k) \approx \Delta_{TT,\text{noise}}^2(k)$ and from Figure 5 we see that $\Delta_{VV,\text{noise}}^2(k) \gg \Delta_{VV}^2(k)$. Hence the “foreground noise” contribution to $\sigma[\Delta_{TV}^2(k)]$ depends on the relative magnitude of $\Delta_{VV,\text{fore}}^2(k)$ and $\Delta_{VV,\text{noise}}^2(k)$.

In this section we make order-of-magnitude estimates of $\Delta_{VV,\text{fore}}^2(k)$ due to the synchrotron emission from the galaxy and extragalactic point sources. These foregrounds turn out to be the dominant foregrounds but we argue that they can be removed because of their spectral smoothness in frequency space. We also estimate $\Delta_{VV,\text{fore}}^2(k)$ due to propagation effects through the ISM. These foregrounds are expected to have features correlated to structures in the ISM and are not spectrally smooth. However, we show that these foregrounds are not likely to be important for our proposed method.

A. Spectrally Smooth Circular Polarization from Synchrotron

The synchrotron radiation from ultra-relativistic electrons in the interstellar medium is the strongest source of foregrounds at low-frequencies [56]. It is strongly linearly polarized. At low frequencies in *linear* polarization, even a spatially smooth signal is mixed to small angular scales by Faraday rotation, leading to typical fluctuating signals of a few Kelvin. This signal has been constrained or observed with many instruments at frequencies < 200 MHz [57–62]. In both cases the limits on the Stokes I parameter were $\Delta_I \lesssim 10$ K over the range of angular scales probed. (The spatially smooth component can be much brighter.)

Synchrotron radiation is expected to have a small fraction of circularly polarization. The circular polarization in synchrotron radio emission has been observed in quasars [63], AGNs [64, 65], and the galactic center [66]. While the degree of circular polarization in these sources is not completely well-understood, it is believed to arise from a combination of intrinsic circular polarization of synchrotron radiation and propagation effects in a plasma [67, 68].

The degree of circular polarization of Galactic synchrotron has not yet been measured, but we can make rough estimates of the strength of this foreground using measured limits on the Stokes I parameter. For an electron with Lorentz factor γ gyrating around a field line at an angle θ to the line of sight, the degree of circular polarization observed, to the first order in γ [69, 70],

$$\frac{V}{I} \approx \cot \theta \left(\frac{\nu_g}{\nu} \right)^{1/2} \approx \gamma^{-1} \cot \theta \quad (40)$$

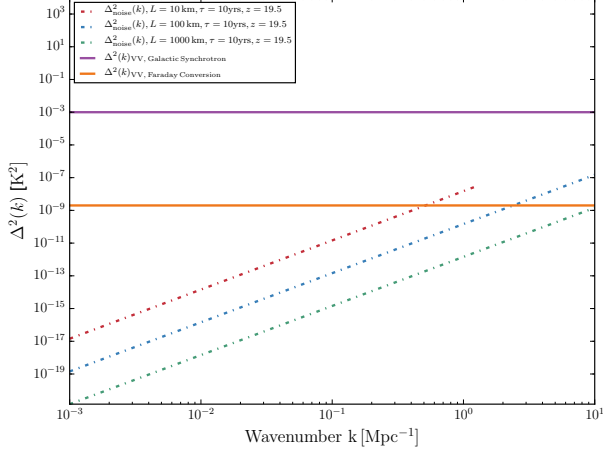


Figure 8. Order of magnitude of expected foregrounds for the circular polarization signal from Galactic synchrotron (purple line) and due to Faraday rotation through the ISM (orange line) compared against the noise power spectra expected for three different configurations of FFTTs.

where $\nu_g = (eB)/(2\pi\gamma m_e c)$ is the gyromagnetic frequency.

The typical Lorentz factor of relativistic electrons that lead to synchrotron radiation in the frequency range $\nu_{\text{radio}} \sim 50 - 150 \text{ MHz}$ is

$$\gamma = \sqrt{\frac{2\pi m_e c \nu_{\text{radio}}}{e B_{\text{gal}}}} \sim 400, \quad (41)$$

where we take the typical magnetic field in the ISM to be $B_{\text{gal}} \sim 6 \mu\text{G}$ [71].

Since $\Delta_I \lesssim 10 \text{ K}$, the typical circular polarization signal from relativistic electrons in the galaxy is expected to be $\Delta_V \approx 0.03 \text{ K}$ in temperature units, and the typical value of $\Delta_{VV, \text{sync}}^2(k) \approx 10^{-3} \text{ K}^2$.

As seen in Fig. 8, $\Delta_{VV, \text{sync}}^2(k)$ is many orders of magnitude larger than $\Delta_{VV, \text{noise}}^2(k)$, and is the most dominant foreground for our method. Moreover, since the sign of the TV correlation depends on the direction of the magnetic field (toward or away from the observer), and the Galactic magnetic field has a large-scale coherent component, we expect significant TV correlations even averaged over a patch of many tens of degrees. However, this synchrotron circular polarization signal is spectrally smooth and hence the same foreground removal techniques applied to total intensity should be applicable [50]. In particular, it is confined to modes with $k_{\parallel} \approx 0$.

B. Circular Polarization Foregrounds from Faraday Rotation

Faraday rotation of linearly polarized light through a closed plasma interconverts Q and U Stokes parameters

but does not lead to generation of Stokes V , to the first order in the galactic magnetic field B_{gal} . However, in the next order in B_{gal} , Faraday rotation can lead to an “leaking” of Stokes Q and U to produce Stokes V [72].

The Galactic synchrotron radiation is expected to have a high degree of linear polarization and the leakage of power from Stokes Q and U to V , due to propagation through the cold plasma in the ISM can result in a CP foreground. Unlike the intrinsic CP signal discussed in Section V A, this signal is not smooth in frequency space. The signal is expected to trace structures in the ISM and, if it has significant amplitude, can potentially mimic the cosmological signal. In this section we estimate the angular power spectrum of the CP signal due to propagation effects in the Galaxy.

Consider the polarization of radiation that is propagating through a cold plasma. The transfer equation for the radiation propagating along the z direction is given by

$$\begin{aligned} \frac{dQ}{dz} &= -2\frac{\omega}{c}[n_U V - n_V U], \\ \frac{dU}{dz} &= -2\frac{\omega}{c}[n_V Q - n_Q V], \quad \text{and} \\ \frac{dV}{dz} &= 2\frac{\omega}{c}[n_U Q - n_Q U], \end{aligned} \quad (42)$$

where n_U , n_Q , and n_V are the real anti-symmetric components of the refractive index tensor n_{ij} and are given by

$$\begin{aligned} n_U &= -\frac{\pi n_e e^2}{m_e \omega^2} \left(\frac{e}{m_e \omega c}\right)^2 2B_x B_y, \\ n_Q &= -\frac{\pi n_e e^2}{m_e \omega^2} \left(\frac{e}{m_e \omega c}\right)^2 (B_y^2 - B_x^2), \quad \text{and} \\ n_V &= \frac{\pi n_e e^2}{m_e \omega^2} \frac{e}{m_e \omega c} B_z. \end{aligned} \quad (43)$$

The circular polarization produced by propagation through a medium is then the integral

$$V = \int \frac{2\omega}{c} (n_Q U - n_U Q) dz. \quad (44)$$

To estimate the order of magnitude of V , we need estimates of the birefringence coefficients (n_Q, n_U); the linear polarization (Q, U); the path length through the ISM; and the coherence length z_{coh} over which the integrand retains the same sign. To estimate the order of magnitude of the integrand in Eq. (44), we consider a magnetic field in the diagonal direction ($B_x = B_y = B_z = B/\sqrt{3}$). Then the birefringence is in the n_U component and

$$\begin{aligned} \frac{dV}{dz} &\sim \frac{2\omega}{c} n_U Q \\ &\sim \frac{2\omega}{c} \frac{2\pi n_e e^2}{3m_e \omega^2} \left(\frac{e}{m_e \omega c}\right)^2 B^2 \sqrt{\Delta_{QQ, \text{sync}}^2} \\ &\sim \frac{4\pi e^4}{3m_e^3 \omega^3 c^3} n_e B^2 \sqrt{\Delta_{QQ, \text{sync}}^2}, \end{aligned} \quad (45)$$

where we have used n_U from Eq. (43) and taken typical linear polarization $\sqrt{\Delta_{QQ,\text{sync}}^2}$. The variance of the integral, Eq. (44), should then be the incoherent sum of $L_{\text{gal}}/z_{\text{coh}}$ individual segments:

$$\Delta_{VV,\text{Faraday}}^2 \sim \frac{L_{\text{gal}}}{z_{\text{coh}}} \left(\frac{dV}{dz} z_{\text{coh}} \right)^2, \quad (46)$$

which – using Eq. (45) – simplifies to

$$\Delta_{VV,\text{Faraday}}^2 \sim \left(\frac{4\pi e^4}{3m_e^3 \omega^3 c^3} \right)^2 n_e^2 L_{\text{gal}} B^4 z_{\text{coh}} \Delta_{QQ,\text{sync}}^2. \quad (47)$$

The coherence length z_{coh} could be set by either decorrelation of (n_Q, n_U) or of (Q, U) ; the latter occurs on a distance scale of order a Faraday rotation cycle. We take as our estimate the distance for a rotation of (Q, U) by $\pi/4$, so that if Q is maximal at position z it crosses zero at $z + z_{\text{coh}}$. Then:

$$z_{\text{coh}} \sim \frac{\pi c}{4\omega |n_V|} \sim \frac{\sqrt{3} m_e^2 c^2 \omega^2}{4n_e e^3 B} \quad (48)$$

(recall that $B_z \sim B/\sqrt{3}$). Plugging this into Eq. (47) gives

$$\Delta_{VV,\text{Faraday}}^2 \sim \frac{4\pi^2 e^5 B^3 n_e}{3\sqrt{3} m_e^4 \omega^4 c^4} L_{\text{gal}} \Delta_{QQ,\text{sync}}^2. \quad (49)$$

For order-of-magnitude purposes, we take $\Delta_{QQ,\text{sync}}^2 \sim 10 \text{ K}^2$ (the order of magnitude of recent detections or upper limits), a path length of 0.95 kpc corresponding to electron scale height of the Milky Way thick disk inferred from the NE2001 model [73], a Galactic magnetic field of $B \sim 6 \mu\text{G}$, and an electron density $n_e \sim 0.035 \text{ cm}^{-3}$ [73]. We then estimate $|n_V| \approx 2 \times 10^{-17}$, $|n_U| \approx 6 \times 10^{-24}$, $z_{\text{coh}} \approx 1 \text{ pc}$, and $\Delta_{VV,\text{Faraday}}^2 \approx 2 \times 10^{-9} \text{ K}^2$ at $\nu = 69 \text{ MHz}$ (corresponding to $z = 19.5$). As seen in Fig. 8 the circular polarization foreground due to Faraday rotation is lower than the noise power spectra of the proposed experimental setups for $\geq 90\%$ of the accessible Fourier modes (recall that \mathbf{k} -space volume is proportional to k_{max}^3). Note that we have not determined the peak angular scale for this foreground; since the Galactic magnetic field and hence (n_Q, n_U) exhibit large-scale coherence, we expect the circular polarization induced by $Q, U \rightarrow V$ conversion to trace the same angular scales as linear polarization.

Since at low frequencies the linear polarization has been rotated through many cycles, we expect a very weak correlation of (Q, U) (and hence V) with the total synchrotron intensity.

C. Extragalactic Point Sources

After Galactic synchrotron, unresolved, extragalactic point sources are expected to be one of the most challenging foregrounds for 21 cm tomography [47, 74]. An interferometer is usually characterized by a classical confusion

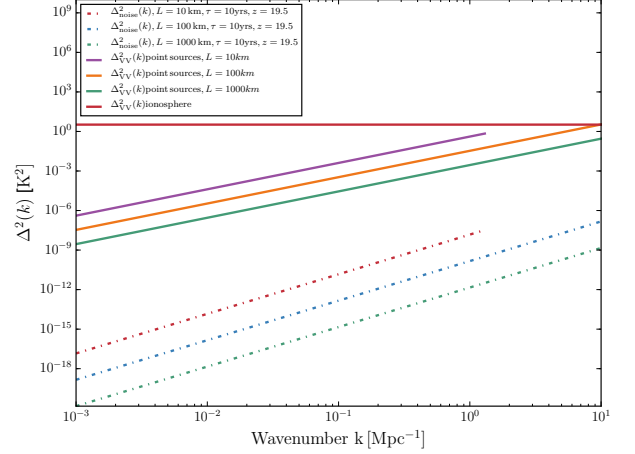


Figure 9. Order of magnitude of expected foregrounds for the circular polarization signal from unresolved point sources (purple, orange, and solid green line) and Faraday rotation due to the ionosphere (solid red line) compared against the noise power spectra expected for three different configurations of FFTTs.

limit, defined as having one source above the threshold flux S_c per m synthesized beams. Then the threshold flux density S_c is defined such that $m \times 1.13 \theta^2 N(S_c) = 1$. Here $N(s)$ is the number density of sources above flux density s and θ is the FWHM of each synthesized beam. Here we assume that $N(s) = As^\beta$ which implies,

$$S_c = (1.13mA)^{-1/\beta} \theta^{-2/\beta} \quad (50)$$

Here we consider the classical confusion limit calculated at 74MHz for the VLSS survey which gives $A = 1.14$, $\beta = -1.3$, and $m = 12.9$ as calculated by Cohen [75], and the units of flux are in Jansky and beam size is in degrees.

We can detect and remove point sources of flux S from a survey if the thermal noise of the survey is much less than S and if the source has a flux density much greater than S_c . Sources with flux density less than S_c will lead to a confusion noise even in the limit of infinite integration time. In this section we assume that the resolved point sources have been removed using standard techniques and estimate the noise contribution to $\Delta_{VV,\text{fore}}^2(k)$ due to unresolved point sources, for different configurations of FFTTs. To estimate the foreground contribution due to unresolved point sources we need the classical confusion for low-frequency radio experiments. Here we consider the confusion limit calculation based on the VLSS sky survey at 75 MHz [75] given by Eq. (50). For a FFTT the beam size is $\theta \sim \lambda/L$ where L is the side length. For observations around 68 MHz and for FFTT side lengths of 10, 100, 1000km the beam size corresponds to $\theta = 0.025, 0.0025$ & 0.00025 degrees respectively. The corresponding confusion limits are $S_c = 3 \times 10^{-2}, 8.6 \times 10^{-4}$ & 2.5×10^{-5} respectively.

The contribution to the temperature power spectrum due to unresolved point sources (flux less than S_c per beam) is

$$\Delta_{\text{TT}}^2 = \frac{l^2}{2\pi} C_l^{\text{TT}} \approx \frac{l^2}{2\pi} \left(\frac{\lambda^2}{2k_B} \right)^2 \int_0^{S_c} S^2 \frac{dN}{dS} dS, \quad (51)$$

where Δ_{TT}^2 is the total power per $\log k$, $N(S)$ is the number density of sources above a flux S and $l = k(1+z)D_A(z)$. We use a power law source count function, $N(S) = AS^\alpha$ where $A = 1.14$ and $\alpha = -1.3$ [75]. The point source foreground at low frequencies is dominated by synchrotron emission from radio-loud galaxies and AGNs [47, 76]; the circular polarization foreground due to the confused background of point sources is given by

$$\Delta_{VV,\text{fore}}^2 \approx \left(\frac{V}{I} \right)^2 \Delta_{TT,\text{fore}}^2. \quad (52)$$

The measured circular polarization fraction for typical radio-loud AGNs is $V/I \sim 10^{-4}$ at 4.9 GHz [77]. Note that these measurements are dominated by the brightest radio-galaxies while the point sources dominating the foregrounds we are interested in are likely to be much fainter. The fractional circular polarization for blazars are expected to be much higher (e.g. [77]) but these blazars are not likely to dominate the unresolved point source background.

Assuming the circular polarization of radio galaxies is dominated by synchrotron, the degree of circular polarization at low frequencies (relevant to our estimates) can be determined by scaling $V/I \propto \gamma^{-1} \propto \nu^{-1/2}$, so at 68 MHz V/I is a factor of 8.5 larger than at 4.9 GHz. We plot $\Delta_{VV,\text{fore}}^2$ for different configurations of the FFTT in Fig. 9. The synchrotron emission from point sources is expected to vary smoothly in frequency space, whereas the redshifted 21 cm signal varies rapidly in frequency space (similar to the galactic synchrotron signal). This is a similar situation to 21 cm temperature, and similar techniques should be applicable [50, 78].

We note that the sign of the circular polarization of a point source is determined by its internal magnetic field structure, so our result for $\Delta_{VV,\text{fore}}^2$ is not affected by source clustering so long as the sign of V is independent for each source. Furthermore, under these circumstances, there is no systematic contribution to TV , only a source of excess noise in VV .

D. Atmospheric Effects

Radio propagation through the Earth’s atmosphere is one of the key calibration challenges in low-frequency radio astronomy. At low frequencies ($\nu \leq 200$ MHz), propagation effects through the ionosphere become dominant. The physics of the propagation of the radio waves through a magnetized ionosphere is well understood. There are two primary effects at play after

the polarization-dependent geometrical refraction by the ionosphere is removed. First, propagation through a turbulent ionosphere leads to stochastic interferometric visibilities, which contribute to an additional “scintillation noise” to the measurement of the power spectrum (e.g. [79]). This scintillation noise can be larger than the thermal noise associated with low-frequency radio experiments.

Second, and most directly relevant here, is the interconversion of the polarization Stokes parameters (Q , U , V) and hence the generation of additional circular polarization signal due to Faraday rotation as discussed in Section V B. This mechanism for generating Stokes V is much more significant in the Earth’s ionosphere than in the ISM since the magnetic field B is much larger (generation of V depends on B^2 times column density, unlike regular Faraday rotation that depends on B times column density). Since again at low frequencies the ionosphere can result in $\gtrsim 1$ cycle of Faraday rotation, we use Eq. (49), with low-frequency linear polarization of order $\Delta_{QQ,\text{gal}} \sim 10$ K (see discussion in Section V A). The typical electron density in the F-layer of the ionosphere is $n_e \sim 10^5 \text{ cm}^{-3}$, the magnetic field is $B \sim 0.5$ G, and the typical path length is $L \sim 500$ km. At $1+z \sim 20$ this leads to an expected circular polarization signal of $\Delta_{VV,\text{atm}}^2 \approx 1$ K. We plot the expected order of magnitude of $\Delta_{VV,\text{atm}}^2$ due to atmospheric Faraday rotation against the noise power spectra in Fig. 9. As evident from the figure, this is likely to be the most challenging foreground for low-frequency circular polarization studies.

Calibration and correction of Faraday rotation distorted low-frequency measurements has been extensively studied in the literature, particularly in the context of ongoing 21 cm experiments. For primordial gravitational wave detection, such techniques would clearly have to be pushed many orders of magnitude beyond the present state of the art. In any case, the ionosphere represents perhaps the greatest foreground challenge to cosmological circular polarization studies.

VI. DISCUSSION

In Paper I of this series, we showed that the remote CMB quadrupole during the pre-reionization epoch leads to a small circular polarization of the emitted 21 cm radiation. In this paper we showed that measurement of the temperature-circular polarization cross-spectrum $P_{TV}(k)$ allows us to measure the remote quadrupole of the CMB. The remote quadrupole field at high redshifts can then be decomposed into E and B modes, and we showed that measurement of the B modes of this field can help us measure the tensor-to-scalar ratio r . We showed that, given the fiducial model for pre-reionization physics, a Fast Fourier Transform Telescope (FFTT) with side length 100 km can achieve $\sigma(r) \sim 4 \times 10^{-3}$ after ten years of observation while a FFTT of side length 1000 km can achieve $\sigma(r) \sim 10^{-5}$ after ten years of observation time.

One of the key results of this paper is that the sensitivity to measuring the remote CMB quadrupole is sensitive to the measurement of the modes with largest wavenumber (corresponding to the longest baselines in an interferometric experiment). For the fiducial model of pre-reionization physics considered in our paper, Fig. 6 implies that the method is most sensitive around $z \approx 19.5$, i.e. the time at which Lyman- α coupling becomes efficient in the fiducial model. Fig. 7 shows the sensitivity to measuring the tensor-to-scalar ratio r as a function of the side length of a FFTT, and for different observation times.

Our forecasts depend on assumptions made about the pre-reionization history of the universe, in particular on the rate of depolarization of the ground state of hydrogen through Lyman- α pumping, which is proportional to the mean Lyman- α flux. The parameters for the fiducial model that we consider for our sensitivity calculation are shown in Fig. 4. We note however that the Lyman- α flux at the redshifts of interest is completely unconstrained observationally; the “optimal” window in redshift, when $x_\alpha \sim \mathcal{O}(1)$, would be earlier (later) if the Lyman- α flux is higher (lower). We note that lower Lyman- α flux would be advantageous for our method, since it places the transition at higher observed frequency where the foregrounds are less severe.

Another assumption in our technique is that the magnetic fields during the Dark Ages are below the “saturation limit” as described in Ref. [29]. A saturated magnetic field has a strength such that the precession of hydrogen atoms in the hyperfine excited state is much faster than the decay (natural or stimulated) of the excited state. If the magnetic field is above the saturation limit, then the circular polarization signal will be suppressed. However most conventional models for magnetic fields during the Dark Ages predict unsaturated magnetic fields. A constraint on magnetic field strength during the Dark Ages as described in Refs. [28, 29] will thus be crucial before embarking on an experiment that uses the technique described in this paper.

To contrast our results to existing bounds on the tensor-to-scalar ratio, we note that the current upper bounds on r from the combination of the CMB B -mode and other observables are $r < 0.07$ (95% CL) [25]. Next generation “Stage-4” CMB experiments have a goal of probing $r \leq 0.002$ [24], although several challenges remain in dealing with systematic effects.

Other authors have proposed techniques to detect inflationary gravitational waves that, while futuristic, have the potential to confirm a CMB detection, probe another range of scales, and/or improve sensitivity to r . Some of these techniques are based on conventional large-scale structure observables [36, 80–83], although the surveys required even to detect $r \sim 0.07$ are very futuristic and

many run up against cosmic variance limitations. Direct detection of the high-wavenumber gravitational waves with a network of space-based laser interferometers has been studied [84, 85].

The techniques most comparable to this work are other proposals using the enormous number of modes in redshifted 21 cm radiation. While the foreground-to-signal ratio is much higher for 21 cm experiments than for the CMB, the 21 cm measurement is a line measurement against a continuum foreground (as opposed to the continuum CMB signal) and so the ultimate factor by which foregrounds can be suppressed in analysis could be much larger. Masui & Pen [86] proposed using the large number of Fourier modes available in a 21 cm survey to measure the intrinsic distortion of large scale structure due to inflationary gravitational waves. For a FFTT with $L = 100$ km their technique can detect $r \sim 10^{-3}$ which is similar to our forecasts. Book et al. [87] proposed using the weak lensing of the 21 cm intensity fluctuations by gravitational waves to put bounds on r . This involves the measurement of the 21 cm power spectrum up to very small angular scales; to reach $r \sim 10^{-3}$, they would need to probe to $l_{\max} \sim 10^5$, requiring an array size of $L \gtrsim 100$ km.

The method proposed in this series is the first to make use of the 21 cm circular polarization signal (in cross-correlation with temperature: TV). It is also very futuristic, in the sense of requiring $L \sim 100$ km radio arrays (or $\sim 5 \times 10^8$ antennas). However, the foregrounds in circular polarization are much fainter than in brightness temperature, so our method for measuring r may turn out to be less problematic than methods based on the local anisotropy of the temperature power spectrum. In any case, the radio arrays that could implement the TT methods [86, 87] are likely similar to what one would need for TV , so the techniques could be used to cross-check each other.

While the experimental setup required for the circular polarization method is very futuristic, it illustrates the rich array of physical processes and diagnostics that are in principle available in 21 cm surveys. Given the long-term interest in detecting inflationary gravitational waves, we hope that this idea will serve both to further motivate the goal of the ultimate 21 cm cosmology experiment, and to inspire additional work on novel applications.

ACKNOWLEDGMENTS

AM and CH are supported by the U.S. Department of Energy. CH is also supported by the David & Lucile Packard Foundation, the Simons Foundation, and NASA. We thank Olivier Doré, Michael Eastwood, Ashish Goel, and Tejaswi Venumadhav for useful discussions during the project.

- [1] A. H. Guth, *Phys. Rev. D* **23**, 347 (1981).
- [2] A. H. Guth and S.-Y. Pi, *Physical Review Letters* **49**, 1110 (1982).
- [3] J. M. Bardeen, P. J. Steinhardt, and M. S. Turner, *Phys. Rev. D* **28**, 679 (1983).
- [4] S. W. Hawking, *Physics Letters B* **115**, 295 (1982).
- [5] A. D. Linde, *Physics Letters B* **108**, 389 (1982).
- [6] V. F. Mukhanov and G. V. Chibisov, *ZhETF Pisma Redaktsiui* **33**, 549 (1981).
- [7] Planck Collaboration, P. A. R. Ade, N. Aghanim, M. Arnaud, F. Arroja, M. Ashdown, J. Aumont, C. Baccigalupi, M. Ballardini, A. J. Banday, and et al., *Astron. Astrophys.* **594**, A20 (2016), arXiv:1502.02114.
- [8] Planck Collaboration, P. A. R. Ade, N. Aghanim, M. Arnaud, F. Arroja, M. Ashdown, J. Aumont, C. Baccigalupi, M. Ballardini, A. J. Banday, and et al., *Astron. Astrophys.* **594**, A17 (2016), arXiv:1502.01592.
- [9] J. Martin, *Astrophysics and Space Science Proceedings* **45**, 41 (2016), arXiv:1502.05733.
- [10] L. F. Abbott and M. B. Wise, *Nuclear Physics B* **244**, 541 (1984).
- [11] V. A. Rubakov, M. V. Sazhin, and A. V. Veryaskin, *Physics Letters B* **115**, 189 (1982).
- [12] R. Fabbri and M. D. Pollock, *Physics Letters B* **125**, 445 (1983).
- [13] A. A. Starobinskiĭ, *Soviet Journal of Experimental and Theoretical Physics Letters* **30**, 682 (1979).
- [14] M. Kamionkowski, A. Kosowsky, and A. Stebbins, *Phys. Rev. D* **55**, 7368 (1997), astro-ph/9611125.
- [15] M. Kamionkowski, A. Kosowsky, and A. Stebbins, *Physical Review Letters* **78**, 2058 (1997), astro-ph/9609132.
- [16] U. Seljak, *Astrophys. J.* **482**, 6 (1997), astro-ph/9608131.
- [17] U. Seljak and M. Zaldarriaga, *Physical Review Letters* **78**, 2054 (1997), astro-ph/9609169.
- [18] M. Zaldarriaga and U. Seljak, *Phys. Rev. D* **55**, 1830 (1997), astro-ph/9609170.
- [19] T. Essinger-Hileman, J. W. Appel, J. A. Beall, H. M. Cho, J. Fowler, M. Halpern, M. Hasselfield, K. D. Irwin, T. A. Marriage, M. D. Niemack, L. Page, L. P. Parker, S. Pufu, S. T. Staggs, O. Stryzak, C. Visnjic, K. W. Yoon, and Y. Zhao, *ArXiv e-prints* (2010), arXiv:1008.3915 [astro-ph.IM].
- [20] S. Naess, M. Hasselfield, J. McMahon, M. D. Niemack, G. E. Addison, P. A. R. Ade, R. Allison, M. Amiri, N. Battaglia, J. A. Beall, F. de Bernardis, J. R. Bond, J. Britton, E. Calabrese, H.-m. Cho, K. Coughlin, D. Crichton, S. Das, R. Datta, M. J. Devlin, S. R. Dicker, J. Dunkley, R. Dünner, J. W. Fowler, A. E. Fox, P. Gallardo, E. Grace, M. Gralla, A. Hajian, M. Halpern, S. Henderson, J. C. Hill, G. C. Hilton, M. Hilton, A. D. Hincks, R. Hlozek, P. Ho, J. Hubmayr, K. M. Huffenberger, J. P. Hughes, L. Infante, K. Irwin, R. Jackson, S. Muya Kasanda, J. Klein, B. Koopman, A. Kosowsky, D. Li, T. Louis, M. Lungu, M. Madhavacheril, T. A. Marriage, L. Maurin, F. Menanteau, K. Moodley, C. Munson, L. Newburgh, J. Nibarger, M. R. Nolta, L. A. Page, C. Pappas, B. Partridge, F. Rojas, B. L. Schmitt, N. Sehgal, B. D. Sherwin, J. Sievers, S. Simon, D. N. Spergel, S. T. Staggs, E. R. Switzer, R. Thornton, H. Trac, C. Tucker, M. Uehara, A. Van Engelen, J. T. Ward, and E. J. Wollack, *Journal of Cosmology and Astroparticle Physics* **10**, 007 (2014), arXiv:1405.5524.
- [21] BICEP2 Collaboration, P. A. R. Ade, R. W. Aikin, M. Amiri, D. Barkats, S. J. Benton, C. A. Bischoff, J. J. Bock, J. A. Brevik, I. Buder, E. Bullock, G. Davis, P. K. Day, C. D. Dowell, L. Duband, J. P. Filippini, S. Fliescher, S. R. Golwala, M. Halpern, M. Hasselfield, S. R. Hildebrandt, G. C. Hilton, K. D. Irwin, K. S. Karkare, J. P. Kaufman, B. G. Keating, S. A. Kernasovskiy, J. M. Kovac, C. L. Kuo, E. M. Leitch, N. Llombart, M. Lueker, C. B. Netterfield, H. T. Nguyen, R. O’Brien, R. W. Ogburn, IV, A. Orlando, C. Pryke, C. D. Reintsema, S. Richter, R. Schwarz, C. D. Sheehy, Z. K. Staniszewski, K. T. Story, R. V. Sudiwala, G. P. Teply, J. E. Tolan, A. D. Turner, A. G. Vieregg, P. Wilson, C. L. Wong, and K. W. Yoon, *Astrophys. J.* **792**, 62 (2014), arXiv:1403.4302.
- [22] BICEP2 and Keck Array Collaborations, P. A. R. Ade, Z. Ahmed, R. W. Aikin, K. D. Alexander, D. Barkats, S. J. Benton, C. A. Bischoff, J. J. Bock, J. A. Brevik, I. Buder, E. Bullock, V. Buza, J. Connors, B. P. Crill, C. D. Dowell, C. Dvorkin, L. Duband, J. P. Filippini, S. Fliescher, S. R. Golwala, M. Halpern, S. Harrison, M. Hasselfield, S. R. Hildebrandt, G. C. Hilton, V. V. Hristov, H. Hui, K. D. Irwin, K. S. Karkare, J. P. Kaufman, B. G. Keating, S. Kefeli, S. A. Kernasovskiy, J. M. Kovac, C. L. Kuo, E. M. Leitch, M. Lueker, P. Mason, K. G. Megerian, C. B. Netterfield, H. T. Nguyen, R. O’Brien, R. W. Ogburn, IV, A. Orlando, C. Pryke, C. D. Reintsema, S. Richter, R. Schwarz, C. D. Sheehy, Z. K. Staniszewski, R. V. Sudiwala, G. P. Teply, K. L. Thompson, J. E. Tolan, A. D. Turner, A. G. Vieregg, A. C. Weber, J. Willmert, C. L. Wong, and K. W. Yoon, *Astrophys. J.* **811**, 126 (2015), arXiv:1502.00643.
- [23] K. Arnold, N. Stebor, P. A. R. Ade, Y. Akiba, A. E. Anthony, M. Atlas, D. Barron, A. Bender, D. Boettger, J. Borrill, S. Chapman, Y. Chinone, A. Cukierman, M. Dobbs, T. Elleflot, J. Errard, G. Fabbian, C. Feng, A. Gilbert, N. Goeckner-Wald, N. W. Halverson, M. Hasegawa, K. Hattori, M. Hazumi, W. L. Holzapfel, Y. Hori, Y. Inoue, G. C. Jaehnig, A. H. Jaffe, N. Katayama, B. Keating, Z. Kermish, R. Kesitalo, T. Kisner, M. Le Jeune, A. T. Lee, E. M. Leitch, E. Linder, F. Matsuda, T. Matsumura, X. Meng, N. J. Miller, H. Morii, M. J. Myers, M. Navaroli, H. Nishino, T. Okamura, H. Paar, J. Peloton, D. Poletti, C. Raun, G. Rebeiz, C. L. Reichardt, P. L. Richards, C. Ross, K. M. Rotermund, D. E. Schenck, B. D. Sherwin, I. Shirley, M. Sholl, P. Siritanasak, G. Smecher, B. Steinbach, R. Stompor, A. Suzuki, J. Suzuki, S. Takada, S. Takakura, T. Tomaru, B. Wilson, A. Yadav, and O. Zahn, in *Millimeter, Submillimeter, and Far-Infrared Detectors and Instrumentation for Astronomy VII*, Proc. SPIE, Vol. 9153 (2014) p. 91531F.
- [24] K. N. Abazajian, P. Adshead, Z. Ahmed, S. W. Allen, D. Alonso, K. S. Arnold, C. Baccigalupi, J. G. Bartlett, N. Battaglia, B. A. Benson, C. A. Bischoff, J. Borrill, V. Buza, E. Calabrese, R. Caldwell, J. E. Carlstrom, C. L. Chang, T. M. Crawford, F.-Y. Cyr-Racine, F. De Bernardis, T. de Haan, S. di Serego Alighieri, J. Dunkley, C. Dvorkin, J. Errard, G. Fabbian, S. Feeney, S. Ferraro, J. P. Filippini, R. Flauger, G. M. Fuller, V. Gluscevic,

- D. Green, D. Grin, E. Grohs, J. W. Henning, J. C. Hill, R. Hlozek, G. Holder, W. Holzappel, W. Hu, K. M. Huffmanberger, R. Keskitalo, L. Knox, A. Kosowsky, J. Kovac, E. D. Kovetz, C.-L. Kuo, A. Kusaka, M. Le Jeune, A. T. Lee, M. Lilley, M. Loverde, M. S. Madhavacheril, A. Mantz, D. J. E. Marsh, J. McMahon, P. D. Meerburg, J. Meyers, A. D. Miller, J. B. Munoz, H. N. Nguyen, M. D. Niemack, M. Peloso, J. Peloton, L. Pogosian, C. Pryke, M. Raveri, C. L. Reichardt, G. Rocha, A. Rotti, E. Schaun, M. M. Schmittfull, D. Scott, N. Sehgal, S. Shandera, B. D. Sherwin, T. L. Smith, L. Sorbo, G. D. Starkman, K. T. Story, A. van Engelen, J. D. Vieira, S. Watson, N. Whitehorn, and W. L. Kimmy Wu, *ArXiv e-prints* (2016), arXiv:1610.02743.
- [25] BICEP2 Collaboration, Keck Array Collaboration, P. A. R. Ade, Z. Ahmed, R. W. Aikin, K. D. Alexander, D. Barkats, S. J. Benton, C. A. Bischoff, J. J. Bock, R. Bowens-Rubin, J. A. Brevik, I. Buder, E. Bullock, V. Buza, J. Connors, B. P. Crill, L. Duband, C. Dvorkin, J. P. Filippini, S. Fliescher, J. Grayson, M. Halpern, S. Harrison, G. C. Hilton, H. Hui, K. D. Irwin, K. S. Karkare, E. Karpel, J. P. Kaufman, B. G. Keating, S. Kefeli, S. A. Kernasovskiy, J. M. Kovac, C. L. Kuo, E. M. Leitch, M. Lueker, K. G. Megerian, C. B. Netterfield, H. T. Nguyen, R. O’Brien, R. W. Ogburn, A. Orlando, C. Pryke, S. Richter, R. Schwarz, C. D. Sheehy, Z. K. Staniszewski, B. Steinbach, R. V. Sudiwala, G. P. Teply, K. L. Thompson, J. E. Tolan, C. Tucker, A. D. Turner, A. G. Vieregg, A. C. Weber, D. V. Wiebe, J. Willmert, C. L. Wong, W. L. K. Wu, and K. W. Yoon, *Physical Review Letters* **116**, 031302 (2016), arXiv:1510.09217.
- [26] M. Tegmark and M. Zaldarriaga, *Phys. Rev. D* **79**, 083530 (2009), arXiv:0805.4414.
- [27] S. R. Furlanetto, S. P. Oh, and F. H. Briggs, *Phys. Rep.* **433**, 181 (2006), astro-ph/0608032.
- [28] T. Venumadhav, A. Oklopčić, V. Gluscevic, A. Mishra, and C. M. Hirata, *ArXiv e-prints* (2014), arXiv:1410.2250.
- [29] V. Gluscevic, T. Venumadhav, X. Fang, C. Hirata, A. Oklopčić, and A. Mishra, *Phys. Rev. D* **95**, 083011 (2017), arXiv:1604.06327.
- [30] M. Kamionkowski and A. Loeb, *Phys. Rev. D* **56**, 4511 (1997), astro-ph/9703118.
- [31] A. Cooray and D. Baumann, *Phys. Rev. D* **67**, 063505 (2003), astro-ph/0211095.
- [32] O. Doré, G. P. Holder, and A. Loeb, *Astrophys. J.* **612**, 81 (2004), astro-ph/0309281.
- [33] C. Skordis and J. Silk, *ArXiv Astrophysics e-prints* (2004), astro-ph/0402474.
- [34] J. Portsmouth, *Phys. Rev. D* **70**, 063504 (2004), astro-ph/0402173.
- [35] E. F. Bunn, *Phys. Rev. D* **73**, 123517 (2006), astro-ph/0603271.
- [36] E. Alizadeh and C. M. Hirata, *Phys. Rev. D* **85**, 123540 (2012), arXiv:1201.5374 [astro-ph.CO].
- [37] W. Hu, *Phys. Rev. D* **64**, 083005 (2001), astro-ph/0105117.
- [38] A. Mesinger, S. Furlanetto, and R. Cen, *Mon. Not. R. Astron. Soc.* **411**, 955 (2011), arXiv:1003.3878.
- [39] Planck Collaboration, P. A. R. Ade, N. Aghanim, M. Arnaud, M. Ashdown, J. Aumont, C. Baccigalupi, A. J. Banday, R. B. Barreiro, J. G. Bartlett, and et al., *Astron. Astrophys.* **594**, A13 (2016), arXiv:1502.01589.
- [40] D. Baumann, *ArXiv e-prints* (2009), arXiv:0907.5424 [hep-th].
- [41] M. Abramowitz and I. A. Stegun, *Handbook of Mathematical Functions, New York: Dover, 1972* (1972).
- [42] U. Seljak and M. Zaldarriaga, *Astrophys. J.* **469**, 437 (1996), astro-ph/9603033.
- [43] W. Hu and M. White, *Phys. Rev. D* **56**, 596 (1997), astro-ph/9702170.
- [44] L. Knox, *Astrophys. J.* **480**, 72 (1997), astro-ph/9606066.
- [45] M. Amarie, C. Hirata, and U. Seljak, *Phys. Rev. D* **72**, 123006 (2005), astro-ph/0508293.
- [46] T. Di Matteo, R. Perna, T. Abel, and M. J. Rees, *Astrophys. J.* **564**, 576 (2002), astro-ph/0109241.
- [47] T. Di Matteo, B. Ciardi, and F. Miniati, *Mon. Not. R. Astron. Soc.* **355**, 1053 (2004), astro-ph/0402322.
- [48] M. Zaldarriaga, S. R. Furlanetto, and L. Hernquist, *Astrophys. J.* **608**, 622 (2004), astro-ph/0311514.
- [49] S. P. Oh and K. J. Mack, *Mon. Not. R. Astron. Soc.* **346**, 871 (2003), astro-ph/0302099.
- [50] A. Liu and M. Tegmark, *Mon. Not. R. Astron. Soc.* **419**, 3491 (2012), arXiv:1106.0007 [astro-ph.CO].
- [51] D. Babich and A. Loeb, *Astrophys. J.* **635**, 1 (2005), astro-ph/0505358.
- [52] S. De and H. Tashiro, *Phys. Rev. D* **89**, 123002 (2014), arXiv:1307.3584.
- [53] S. King and P. Lubin, *Phys. Rev. D* **94**, 023501 (2016), arXiv:1606.04112.
- [54] T. A. Enßlin, S. Hutschenreuter, V. Vacca, and N. Oppermann, *ArXiv e-prints* (2017), arXiv:1706.08539 [astro-ph.HE].
- [55] N. Oppermann, H. Junklewitz, G. Robbers, M. R. Bell, T. A. Enßlin, A. Bonafede, R. Braun, J. C. Brown, T. E. Clarke, I. J. Feain, B. M. Gaensler, A. Hammond, L. Harvey-Smith, G. Heald, M. Johnston-Hollitt, U. Klein, P. P. Kronberg, S. A. Mao, N. M. McClure-Griffiths, S. P. O’Sullivan, L. Pratley, T. Robishaw, S. Roy, D. H. F. M. Schnitzeler, C. Sotomayor-Beltran, J. Stevens, J. M. Stil, C. Sunstrum, A. Tanna, A. R. Taylor, and C. L. Van Eck, *Astron. Astrophys.* **542**, A93 (2012), arXiv:1111.6186 [astro-ph.GA].
- [56] C. G. T. Haslam, C. J. Salter, H. Stoffel, and W. E. Wilson, *Astron. Astrophys. Supp. Ser.* **47**, 1 (1982).
- [57] G. Bernardi, A. G. de Bruyn, M. A. Brentjens, B. Ciardi, G. Harker, V. Jelić, L. V. E. Koopmans, P. Labropoulos, A. Offringa, V. N. Pandey, J. Schaye, R. M. Thomas, S. Yatawatta, and S. Zaroubi, *Astron. Astrophys.* **500**, 965 (2009), arXiv:0904.0404.
- [58] U.-L. Pen, T.-C. Chang, C. M. Hirata, J. B. Peterson, J. Roy, Y. Gupta, J. Odegova, and K. Sigurdson, *Mon. Not. R. Astron. Soc.* **399**, 181 (2009), arXiv:0807.1056.
- [59] G. Bernardi, L. J. Greenhill, D. A. Mitchell, S. M. Ord, B. J. Hazelton, B. M. Gaensler, A. de Oliveira-Costa, M. F. Morales, N. Udaya Shankar, R. Subrahmanyam, R. B. Wayth, E. Lenc, C. L. Williams, W. Arcus, B. S. Arora, D. G. Barnes, J. D. Bowman, F. H. Briggs, J. D. Bunton, R. J. Cappallo, B. E. Corey, A. Deshpande, L. deSouza, D. Emrich, R. Goeke, D. Herne, J. N. Hewitt, M. Johnston-Hollitt, D. Kaplan, J. C. Kasper, B. B. Kincaid, R. Koenig, E. Kratzenberg, C. J. Lonsdale, M. J. Lynch, S. R. McWhirter, E. Morgan, D. Oberoi, J. Pathikulangara, T. Prabu, R. A. Remillard, A. E. E. Rogers, A. Rosh, J. E. Salah, R. J. Sault, K. S. Srivani, J. Stevens, S. J. Tingay, M. Waterson, R. L. Webster, A. R. Whitney, A. Williams, and J. S. B. Wyithe, *Astrophys. J.* **771**, 105 (2013), arXiv:1305.6047.

- [60] V. Jelić, A. G. de Bruyn, M. Mevius, F. B. Abdalla, K. M. B. Asad, G. Bernardi, M. A. Brentjens, S. Bus, E. Chapman, B. Ciardi, S. Daiboo, E. R. Fernandez, A. Ghosh, G. Harker, H. Jensen, S. Kazemi, L. V. E. Koopmans, P. Labropoulos, O. Martinez-Rubi, G. Mellema, A. R. Offringa, V. N. Pandey, A. H. Patil, R. M. Thomas, H. K. Vedantham, V. Veligatla, S. Yatawatta, S. Zaroubi, A. Alexov, J. Anderson, I. M. Avruch, R. Beck, M. E. Bell, M. J. Bentum, P. Best, A. Bonafede, J. Bregman, F. Breitling, J. Broderick, W. N. Brouw, M. Brüggen, H. R. Butcher, J. E. Conway, F. de Gasperin, E. de Geus, A. Deller, R.-J. Dettmar, S. Duscha, J. Eislöffel, D. Engels, H. Falcke, R. A. Fallows, R. Fender, C. Ferrari, W. Frieswijk, M. A. Garrett, J. Grießmeier, A. W. Gunst, J. P. Hamaker, T. E. Hassall, M. Haverkorn, G. Heald, J. W. T. Hessels, M. Hoefl, J. Hörandel, A. Horneffer, A. van der Horst, M. Iacobelli, E. Juette, A. Karastergiou, V. I. Kondratiev, M. Kramer, M. Kuniyoshi, G. Kuper, J. van Leeuwen, P. Maat, G. Mann, D. McKay-Bukowski, J. P. McKean, H. Munk, A. Nelles, M. J. Norden, H. Paas, M. Pandey-Pommier, G. Pietka, R. Pizzo, A. G. Polatidis, W. Reich, H. Röttgering, A. Rowlinson, A. M. M. Scaife, D. Schwarz, M. Serylak, O. Smirnov, M. Steinmetz, A. Stewart, M. Tagger, Y. Tang, C. Tasse, S. ter Veen, S. Thoudam, C. Toribio, R. Vermeulen, C. Vocks, R. J. van Weeren, R. A. M. J. Wijers, S. J. Wijnholds, O. Wucknitz, and P. Zarka, *Astron. Astrophys.* **568**, A101 (2014), arXiv:1407.2093.
- [61] D. Moore, J. E. Aguirre, S. Kohn, A. Parsons, Z. Ali, R. Bradley, C. Carilli, D. DeBoer, M. Dexter, N. Gugliucci, D. Jacobs, P. Klima, A. Liu, D. MacMahon, J. Manley, J. Pober, I. Stefan, and W. Walbrugh, *ArXiv e-prints* (2015), arXiv:1502.05072.
- [62] V. Jelić, A. G. de Bruyn, V. N. Pandey, M. Mevius, M. Haverkorn, M. A. Brentjens, L. V. E. Koopmans, S. Zaroubi, F. B. Abdalla, K. M. B. Asad, S. Bus, E. Chapman, B. Ciardi, E. R. Fernandez, A. Ghosh, G. Harker, I. T. Iliev, H. Jensen, S. Kazemi, G. Mellema, A. R. Offringa, A. H. Patil, H. K. Vedantham, and S. Yatawatta, *Astron. Astrophys.* **583**, A137 (2015), arXiv:1508.06650.
- [63] J. A. Roberts, D. J. Cooke, J. D. Murray, B. F. C. Cooper, R. S. Roger, J.-C. Ribes, and F. Biraud, *Australian Journal of Physics* **28**, 325 (1975).
- [64] J. F. C. Wardle, D. C. Homan, R. Ojha, and D. H. Roberts, *Nature (London)* **395**, 457 (1998).
- [65] D. C. Homan and J. F. C. Wardle, *Astron. J.* **118**, 1942 (1999), astro-ph/0007396.
- [66] R. J. Sault and J.-P. Macquart, *Astrophys. J. Lett.* **526**, L85 (1999), astro-ph/9910052.
- [67] J.-P. Macquart and D. B. Melrose, *Phys. Rev. E* **62**, 4177 (2000), astro-ph/0006437.
- [68] J.-P. Macquart and D. B. Melrose, *Astrophys. J.* **545**, 798 (2000), astro-ph/0007429.
- [69] M. P. C. Legg and K. C. Westfold, *Astrophys. J.* **154**, 499 (1968).
- [70] D. de Búrca and A. Shearer, *Mon. Not. R. Astron. Soc.* **450**, 533 (2015), arXiv:1503.04722 [astro-ph.HE].
- [71] M. Haverkorn, in *Magnetic Fields in Diffuse Media*, Astrophysics and Space Science Library, Vol. 407, edited by A. Lazarian, E. M. de Gouveia Dal Pino, and C. Melioli (2015) p. 483, arXiv:1406.0283.
- [72] V. N. Sazonov, *Sov. Astron.* **13**, 396 (1969).
- [73] J. M. Cordes and T. J. W. Lazio, *ArXiv Astrophysics e-prints* (2002), astro-ph/0207156.
- [74] A. Liu, M. Tegmark, and M. Zaldarriaga, *Mon. Not. R. Astron. Soc.* **394**, 1575 (2009), arXiv:0807.3952.
- [75] A. Cohen, *Estimates of the Classical Confusion Limit for the LWA* (2004), <http://www.faculty.ece.vt.edu/swe/lwa/memo/lwa0017.pdf>.
- [76] A. Ghosh, J. Prasad, S. Bharadwaj, S. S. Ali, and J. N. Chengalur, *Mon. Not. R. Astron. Soc.* **426**, 3295 (2012), arXiv:1208.1617 [astro-ph.CO].
- [77] D. P. Rayner, R. P. Norris, and R. J. Sault, *Mon. Not. R. Astron. Soc.* **319**, 484 (2000).
- [78] X. Wang, M. Tegmark, M. G. Santos, and L. Knox, *Astrophys. J.* **650**, 529 (2006), astro-ph/0501081.
- [79] H. K. Vedantham and L. V. E. Koopmans, *Mon. Not. R. Astron. Soc.* **458**, 3099 (2016), arXiv:1512.00159 [astro-ph.IM].
- [80] S. Dodelson, E. Rozo, and A. Stebbins, *Physical Review Letters* **91**, 021301 (2003), astro-ph/0301177.
- [81] F. Schmidt and D. Jeong, *Phys. Rev. D* **86**, 083513 (2012), arXiv:1205.1514 [astro-ph.CO].
- [82] F. Schmidt, E. Pajer, and M. Zaldarriaga, *Phys. Rev. D* **89**, 083507 (2014), arXiv:1312.5616.
- [83] N. E. Chisari, C. Dvorkin, and F. Schmidt, *Phys. Rev. D* **90**, 043527 (2014), arXiv:1406.4871.
- [84] V. Corbin and N. J. Cornish, *Classical and Quantum Gravity* **23**, 2435 (2006), gr-qc/0512039.
- [85] S. Kawamura, M. Ando, N. Seto, S. Sato, T. Nakamura, K. Tsubono, N. Kanda, T. Tanaka, J. Yokoyama, I. Funaki, K. Numata, K. Ioka, T. Takashima, K. Agatsuma, T. Akutsu, K.-s. Aoyanagi, K. Arai, A. Araya, H. Asada, Y. Aso, D. Chen, T. Chiba, T. Ebisuzaki, Y. Ejiri, M. Enoki, Y. Eriguchi, M.-K. Fujimoto, R. Fujita, M. Fukushima, T. Futamase, T. Harada, T. Hashimoto, K. Hayama, W. Hikida, Y. Himemoto, H. Hirabayashi, T. Hiramatsu, F.-L. Hong, H. Horisawa, M. Hosokawa, K. Ichiki, T. Ikegami, K. T. Inoue, K. Ishidoshiro, H. Ishihara, T. Ishikawa, H. Ishizaki, H. Ito, Y. Itoh, K. Izumi, I. Kawano, N. Kawashima, F. Kawazoe, N. Kishimoto, K. Kiuchi, S. Kobayashi, K. Kohri, H. Koizumi, Y. Kojima, K. Kokeyama, W. Kokuyama, K. Kotake, Y. Kozai, H. Kunimori, H. Kuninaka, K. Kuroda, S. Kuroyanagi, K.-i. Maeda, H. Matsuhara, N. Matsumoto, Y. Michimura, O. Miyakawa, U. Miyamoto, S. Miyoki, M. Y. Morimoto, T. Morisawa, S. Moriwaki, S. Mukohyama, M. Musha, S. Nagano, I. Naito, K. Nakamura, H. Nakano, K. Nakao, S. Nakasuka, Y. Nakayama, K. Nakazawa, E. Nishida, K. Nishiyama, A. Nishizawa, Y. Niwa, T. Noumi, Y. Obuchi, M. Ohashi, N. Ohishi, M. Ohkawa, K. Okada, N. Okada, K. Oohara, N. Sago, M. Saijo, R. Saito, M. Sakagami, S.-i. Sakai, S. Sakata, M. Sasaki, T. Sato, M. Shibata, H. Shinkai, A. Shoda, K. Somiya, H. Sotani, N. Sugiyama, Y. Suwa, R. Suzuki, H. Tagoshi, F. Takahashi, K. Takahashi, K. Takahashi, R. Takahashi, R. Takahashi, T. Takahashi, H. Takahashi, T. Akiteru, T. Takano, N. Tanaka, K. Taniguchi, A. Taruya, H. Tashiro, Y. Torii, M. Toyoshima, S. Tsujikawa, Y. Tsunesada, A. Ueda, K.-i. Ueda, M. Utashima, Y. Wakabayashi, K. Yagi, H. Yamakawa, K. Yamamoto, T. Yamazaki, C.-M. Yoo, S. Yoshida, T. Yoshino, and K.-X. Sun, *Classical and Quantum Gravity* **28**, 094011 (2011).
- [86] K. W. Masui and U.-L. Pen, *Physical Review Letters* **105**, 161302 (2010), arXiv:1006.4181 [astro-ph.CO].

- [87] L. Book, M. Kamionkowski, and F. Schmidt, *Physical Review Letters* **108**, 211301 (2012), arXiv:1112.0567 [astro-ph.CO].