

Prospects for determining the particle/antiparticle nature of WIMP dark matter with direct detection experiments

Bradley J. Kavanagh*

*Laboratoire de Physique Théorique et Hautes Energies,
CNRS, UMR 7589, 4 Place Jussieu, F-75252, Paris, France*

Farinaldo S. Queiroz[†] and Werner Rodejohann[‡]

Max-Planck-Institut für Kernphysik, Postfach 103980, 69029 Heidelberg, Germany

Carlos E. Yaguna[§]

*Escuela de Física, Universidad Pedagógica y Tecnológica de Colombia
Avenida Central del Norte, Tunja, Colombia*

It was recently pointed out that direct detection signals from at least three different targets may be used to determine whether the Dark Matter (DM) particle is different from its antiparticle. In this work, we examine in detail the feasibility of this test under different conditions, motivated by proposals for future detectors. Specifically, we perform likelihood fits to mock data under the hypotheses that the DM particle is identical to or different from its antiparticle, and determine the significance with which the former can be rejected in favor of the latter. In our analysis, we consider 3 different values of the DM mass (50 GeV, 300 GeV, 1 TeV) and 4 different experimental ensembles, each consisting of at least 3 different targets – Xe and Ar plus one among the following: Si, Ge, CaWO₄, or Ge/CaWO₄. For each of these experimental ensembles and each DM mass, the expected discrimination significance is calculated as a function of the DM-nucleon couplings. In the best case scenario, the discrimination significance can reach $\mathcal{O}(3\sigma)$ for three of the four ensembles considered, and $\mathcal{O}(5\sigma)$ for the ensemble including Si, highlighting the need for a variety of experimental targets in order to determine the DM properties. These results show that future direct detection signals could be used to exclude, at a statistically significant level, a Majorana or a real DM particle, giving a critical clue about the identity of the Dark Matter.

I. INTRODUCTION

The identification of Dark Matter (DM) poses one of the most challenging problems in cosmology, particle and astroparticle physics [1]. Robust and generally accepted solutions to the DM problem imply that a new particle provides the necessary energy density. The goal is then to determine the fundamental properties of this new particle, and to do so it must first be detected by non-gravitational means. A promising way to detect the dark matter particle is to observe its scattering with a target material in terrestrial detectors – dubbed direct detection [2, 3].

In recent years, direct detection experiments have significantly improved the constraints on the DM-nucleon scattering cross section [4–11], but no definitive signal has yet been observed. This year a new generation of direct detection experiments, with a target mass of order 1 ton, has entered into play and has already started probing new regions of the parameter space [12], opening the possibility of observing a DM signal in the near future. Once such signals are detected, it remains the task of extracting from them, and possibly in combination with

signals from other experiments, the fundamental properties of the DM particle [13–17]. One of these properties, which has not received much attention, is the nature of the DM antiparticle. Is the DM its own antiparticle, as is the case for a Majorana fermion and for a real scalar or vector? Or is it a different particle, as is the case for a Dirac fermion and for a complex scalar or vector?

In a recent paper, a test that addresses precisely these questions was proposed [18] (hereafter QRY17). This test, which is based on direct detection data only, requires the observation of spin-independent signals in three different targets and allows one to exclude a DM particle that is self-conjugate (i.e. which is its own antiparticle). The crucial observation is that, for self-conjugate DM, the spin-independent scattering cross sections off nuclei depend on just two couplings, which determine the DM interaction with the proton and with the neutron. For DM that is not self-conjugate, there are instead four fundamental couplings (or more precisely three measurable parameters, as we will show), which determine the interactions of the dark matter particle and of its antiparticle with the proton and with the neutron. Thus, if signals are observed in more than two experiments with different targets, one may find that the interpretation with just two coupling parameters is inconsistent, and consequently that the DM particle can not be its own antiparticle.

In this paper we will perform a much more sophisticated analysis than that presented in QRY17, where only

* bradley.kavanagh@lpthe.jussieu.fr

† farinaldo.queiroz@mpi-hd.mpg.de

‡ werner.rodejohann@mpi-hd.mpg.de

§ carlos.yaguna@uptc.edu.co

rough estimates were made of the experimental precision required to show the Dirac nature of DM. Here we instead simulate direct detection data from different targets based on projections for several experiments which may enter into operation in the near future. In addition, we implement a likelihood analysis, which allows us to properly combine the data from different experiments and to determine the precise statistical significance with which a DM particle which is self-conjugate can be discriminated from one which is not. We compute this *discrimination significance* for different sets of possible experiments, for several values of the DM mass and for different underlying DM-nucleon couplings. This allows us to highlight which experimental ensembles will be most effective at excluding self-conjugate DM and for which couplings this is feasible.

In the next section, we review the test proposed in QRY17, as it applies to a fermion DM particle, and introduce the basic notation to be used throughout the paper. The standard direct detection formalism is introduced in Sec. III while the four different sets (ensembles) of experiments that are part of our analysis are presented in Sec. IV. Section V explains in detail the statistical procedure that we use to study the feasibility of the test, with the more technical details relegated to the appendices. Our main results are described in Sec. VI, in which we present the discrimination significance obtained with four different experimental ensembles, for several values of the DM mass. Finally, we discuss and summarize our key findings in Sec. VII and Sec. VIII.

II. DIRAC AND MAJORANA DARK MATTER

Here we review the test proposed in QRY17 for determining whether DM is its own antiparticle. This test works in exactly the same way for scalar, fermion or vector DM. For definiteness, then, we will consider fermion DM throughout our analysis but it should be kept in mind that our results do not rely on such an assumption.

Our starting point is then the most general Lagrangian [19] for a fermion DM particle χ coupling to nucleons $N = n, p$ in a spin-independent way:

$$\mathcal{L}_{\text{SI}}^F = \lambda_{N,e} \bar{\psi}_\chi \psi_\chi \bar{\psi}_N \psi_N + \lambda_{N,o} \bar{\psi}_\chi \gamma_\mu \psi_\chi \bar{\psi}_N \gamma^\mu \psi_N. \quad (1)$$

Here $\lambda_{N,e}$ and $\lambda_{N,o}$ are couplings (taken real for simplicity) of dimension E^{-2} which depend on the explicit particle physics model underlying the interaction, and also take into account the translation of the fundamental quark-level Lagrangian to the hadronic level [20–22]. The subscript e (o) implies that the operator is even (odd) under the interchange of χ and $\bar{\chi}$. For Majorana particles, the odd terms are absent, and the cross section¹ for DM

scattering off a nucleus A is given by [23]

$$\begin{aligned} \sigma_{\text{SI}}^M &= \frac{4\mu_{\chi A}^2}{\pi} [\lambda_{p,e} N_p + \lambda_{n,e} N_n]^2 \\ &\equiv \frac{4\mu_{\chi A}^2}{\pi} [\lambda_p^M N_p + \lambda_n^M N_n]^2. \end{aligned} \quad (2)$$

Here $\mu_{\chi A} = M_\chi M_A / (M_\chi + M_A)$ is the reduced mass of the DM-nucleus system, N_p is the number of protons and N_n is the number of neutrons. A Dirac particle would have the same cross section, with $\lambda_{N,e}$ replaced by $\lambda_{N,e} + \lambda_{N,o} \equiv 2\lambda_N^D$. A Dirac *antiparticle* would again have the same cross section, but with $\lambda_{N,e}$ replaced by $\lambda_{N,e} - \lambda_{N,o} \equiv 2\lambda_N^{\bar{D}}$. If Dirac particles and antiparticles contribute equally to the observed DM density, as expected in the standard freeze-out scenario [24], the total cross section with nucleons is the average of the particle and antiparticle cross sections:

$$\begin{aligned} \sigma_{\text{SI}}^D &= \frac{4\mu_{\chi A}^2}{\pi} \frac{1}{2} \left([\lambda_p^D N_p + \lambda_n^D N_n]^2 + [\lambda_p^{\bar{D}} N_p + \lambda_n^{\bar{D}} N_n]^2 \right) \\ &= \frac{2\mu_{\chi A}^2}{\pi} \left((\lambda_p^{D^2} + \lambda_p^{\bar{D}^2}) N_p^2 + (\lambda_n^{D^2} + \lambda_n^{\bar{D}^2}) N_n^2 \right. \\ &\quad \left. + 2(\lambda_p^D \lambda_n^D + \lambda_p^{\bar{D}} \lambda_n^{\bar{D}}) N_p N_n \right) \\ &= \frac{4\mu_{\chi A}^2}{\pi} (\lambda_p^2 N_p^2 + \lambda_n^2 N_n^2 + 2\lambda_p \lambda_n f N_p N_n). \end{aligned} \quad (3)$$

Here we have defined

$$\lambda_p = \sqrt{\frac{1}{2}(\lambda_p^{D^2} + \lambda_p^{\bar{D}^2})} \quad (4)$$

$$\lambda_n = \sqrt{\frac{1}{2}(\lambda_n^{D^2} + \lambda_n^{\bar{D}^2})} \quad (5)$$

$$f = (\lambda_p^D \lambda_n^D + \lambda_p^{\bar{D}} \lambda_n^{\bar{D}}) / (2\lambda_p \lambda_n). \quad (6)$$

Thus, we can write:

$$\sigma_{\text{SI}}^D = \frac{4\mu_{\chi A}^2}{\pi} \left([\lambda_p N_p + \lambda_n N_n]^2 + 2\lambda_p \lambda_n (f - 1) N_p N_n \right). \quad (7)$$

The three parameters $(\lambda_p, \lambda_n, f)$, with $f \in [-1, 1]$ are all that are needed to describe the Dirac DM-nucleus cross section given in Eq. (3). There is therefore a degeneracy between the DM-nucleon couplings $(\lambda_p^D, \lambda_p^{\bar{D}}, \lambda_n^D, \lambda_n^{\bar{D}})$, which cannot be broken by direct detection experiments. Without loss of generality, we set $\lambda_p^{\bar{D}} = 0$ throughout this work.

A comparison of Eq. (2) and Eq. (7) makes manifestly clear that the scattering cross sections for Dirac and Majorana DM can have different dependences on the number of protons and neutrons in the target nucleus. This is the basis of the test proposed in QRY17; with positive signals

¹ in the zero-momentum transfer limit

in at least three different experimental targets, one can determine whether this dependence is consistent with a Majorana particle (as in Eq. (2)) or a Dirac particle (as in Eq. (7)).

Notice that for $f = \pm 1$ the Dirac cross section in Eq. (7) takes the form $\sigma_{\text{SI}}^D \propto [\lambda_p N_p \pm \lambda_n N_n]^2$, which is equivalent to the Majorana cross section (Eq. (2)) through the identification $\lambda_p^M = \lambda_p$ and $\lambda_n^M = \pm \lambda_n$. The Majorana cross section can thus be recovered as a special case of the Dirac one with the implication that in this case direct detection experiments could never determine, even in principle, that the dark matter is a Majorana particle. For $f \neq \pm 1$, however, experiments could exclude this possibility, establishing the DM as a Dirac particle.

Let us briefly describe some special cases where f happens to be equal to ± 1 and Dirac and Majorana DM cannot be distinguished. The first case occurs when the DM fermion has only scalar or vector interactions, i.e. $\lambda_{p,e} = \lambda_{n,e} = 0$ or $\lambda_{p,o} = \lambda_{n,o} = 0$; both types of interactions should consequently be present to allow any discrimination. The second case occurs when the cross section of the particle or the antiparticle vanishes ($\lambda_{p,e} + \lambda_{p,o} = \lambda_{n,e} + \lambda_{n,o} = 0$ or $\lambda_{p,e} - \lambda_{p,o} = \lambda_{n,e} - \lambda_{n,o} = 0$). The value $f = \pm 1$ is also obtained when the ratio between the coupling to the proton and to the neutron is the same for the DM particle and the antiparticle: $\lambda_n^D/\lambda_p^D = \lambda_n^{\bar{D}}/\lambda_p^{\bar{D}}$. A final example is a DM particle that couples only to protons or only to neutrons, $\lambda_{n,e} = \lambda_{n,o} = 0$ or $\lambda_{p,e} = \lambda_{p,o} = 0$, which leads to $\lambda_n = 0$ or $\lambda_p = 0$, respectively. Thus, over the multi-dimensional parameter space of the DM couplings, which consists of $(\lambda_p^D, \lambda_p^{\bar{D}}, \lambda_n^D, \lambda_n^{\bar{D}})$, there exists a number of *special* regions where the test proposed in QRY17 is inconclusive from a theoretical point of view and that independent of the available experimental data. Outside those regions – that is, over most of the parameter space – the test is in principle feasible, but it may be limited by the targets that can realistically be used in direct detection experiments and by the precision that can be reached in such experiments. These issues will be analyzed in detail in this work.

A difficulty already observed in QRY17 is that the three targets required to exclude a Majorana DM particle must differ in their ratios N_p/N_n (number of protons/number of neutrons). However, this quantity does not vary much for stable nuclei. As a result, the discrepancy between σ_{SI}^M and σ_{SI}^D tends to be small and can often be accounted for by the uncertainties on the measured cross sections. As discussed in Appendix B, this is not necessarily the case in regions of the parameter space where there is a partial cancellation between the proton and neutron contributions to the DM cross section off a given target. It is in such regions where the discrimination sensitivity will be maximized. This partial cancellation occurs, according to Eq. (7), when f is close to -1 and when $\lambda_n/\lambda_p \approx N_p/N_n$ for one of the experimental targets. In this work, we map out this parameter space more precisely, by quantifying the statistical significance

with which Dirac and Majorana DM can be discriminated as a function of λ_p , λ_n and f .

III. DIRECT DETECTION EVENT RATE

In order to put the method of the previous section into practice, we must first set out the formalism for calculating the event rate in direct detection experiments, from which the DM-nucleon couplings are to be estimated. The expected rate of nuclear recoils R per unit nuclear recoil energy E_R is obtained by convolving the DM flux with the DM-nucleus differential cross section $d\sigma_{\chi A}/dE_R$ [25]

$$\frac{dR}{dE_R} = \sum_A^{\text{nuclei}} X_A \frac{\rho_\chi}{m_\chi m_A} \int_{v_{\min}}^{v_{\text{esc}}} v f(v) \frac{d\sigma_{\chi A}}{dE_R} dv, \quad (8)$$

Here, we have allowed for the possibility that the detector is composed of several different nuclei with mass fractions X_A .

We fix the local DM density to the canonical value of $\rho_\chi = 0.3 \text{ GeV cm}^{-3}$, though we note that observational estimates are typically in the range $0.2\text{--}0.8 \text{ GeV cm}^{-3}$ (for a review, see Ref. [26]). We assume that the local DM population is well described by the Standard Halo Model (SHM), leading to an isotropic Maxwell-Boltzmann speed distribution $f(v)$ (see for instance Eq. (18) of Ref. [27]). We assume a speed dispersion $\sigma_v = 156 \text{ km s}^{-1}$ and take the relative speed of the Earth with respect to the halo as $v_{\text{Earth}} = 232 \text{ km s}^{-1}$ [28–30], which we assume constant. The speed distribution (in the Galactic frame) is truncated at the local escape speed of the Milky Way $v_{\text{esc}} \approx 544 \text{ km s}^{-1}$ [31, 32]. We integrate over all speeds $v > v_{\min}$, the minimum DM speed required to produce a nuclear recoil with energy E_R :

$$v_{\min}(E_R) = \sqrt{\frac{m_A E_R}{2\mu_{\chi A}^2}}. \quad (9)$$

For spin-independent (SI) interactions, the differential DM-nucleus cross section can be written [23]:

$$\frac{d\sigma_{\chi A}}{dE_R} = \frac{m_A}{2\mu_{\chi A}^2 v^2} \sigma_A F^2(E_R), \quad (10)$$

where $F^2(E_R)$ is the standard Helm form factor [33, 34] and σ_A is the DM-nucleus cross section at zero momentum transfer. The exact form of σ_A is given in Eq. (2) for Majorana DM and in Eq. (3) for Dirac DM (taking into account the averaging over particles and antiparticles).

The total number of expected signal events in a given detector is then obtained by integrating over all recoil energies in the analysis window of the experiment,

$$N_e = MT \int_{E_{\min}}^{E_{\max}} \epsilon(E_R) \frac{dR}{dE_R} dE_R. \quad (11)$$

Target	E_{\min} [keV]	E_{\max} [keV]	Exposure [ton yr]	Refs.
Xe	5	40	20	[9, 35–37]
Ar	30	200	150	[6, 38, 39]
Ge	5	100	3	[40]
CaWO ₄	10	100	3	[40]
Si	7	100	3	[40, 41]

TABLE I. **Mock experiments considered.** In all cases, we assume a nominal efficiency of 70%, which should be considered as the product of the signal detection efficiency and the duty cycle of the detectors.

where MT is the total exposure (mass \times exposure time) and $\epsilon(E_R)$ is the detector efficiency at energy E_R . Details of the detector properties assumed in this work are given in the next section.

IV. MOCK EXPERIMENTS

In order to study the power of future experiments to discriminate between Dirac and Majorana Dark Matter we consider the five mock experiments detailed in Table I. They are largely based on proposed experiments which can be expected to be taking data and releasing results during the period 2020-2025. Each mock experiment is described by the range of recoil energies used for the analysis $E_R \in [E_{\min}, E_{\max}]$ and the total exposure in ton-years. We assume a constant (energy-independent) signal efficiency of 70% for all experiments and zero backgrounds. In some cases, this assumption is reasonable; the Argon-based DarkSide-50 detector [6], for example, has demonstrated background-free capabilities. In other cases, this assumption will be overly optimistic, but allows us to explore a ‘best-case’ scenario, without reference to the final background properties of a given detector.

For the Xe detector, we take the exposure from the XENONnT proposals [37] ($\sim 6 \text{ ton} \times 3 \text{ yr}$). For the threshold, we choose a value intermediate between the LZ conceptual design report [35] and the LUX 2015 analysis [9]. Because we are not considering the precise energy-dependence of the efficiency, we consider a threshold where the detection efficiency has risen close to 100% in Ref. [9]. The DARWIN proposal [42] for an ‘ultimate DM detector’ will provide an even larger exposure than XENONnT. However, as we will show, the discrimination power is driven mostly by the variety of targets in use, so we will not consider this larger Xenon exposure here.

For the Ar detector, we take the exposure from DEAP-50T [39] ($50 \text{ ton} \times 3 \text{ yr}$) and the approximate threshold from DarkSide-50 [6].

For Ge and CaWO₄, we take the EURECA phase 2 [40] proposals. In Tab. I, we assume that the full EURECA target mass is accounted for by one or the other target. In reality, the plan is for a 50:50 mass split, which is

Nucleus	A	Z	N_p/N_n
Silicon (Si)	28	14	1.0
Oxygen (O)	16	8	1.0
Calcium (Ca)	40	20	1.0
Argon (Ar)	40	18	0.82
Germanium (Ge)	73	32	0.78
Xenon (Xe)	131	54	0.70
Tungsten (W)	184	74	0.67

TABLE II. **Composition of target nuclei.** Summary of the (approximate) atomic mass A , atomic number Z and proton-to-neutron ratio N_p/N_n for the target nuclei considered in this work.

accounted for in one of the experimental ensembles listed below (ensemble D).

For the case of a Si experiment, we take the energy thresholds from the CDMS-II Silicon detectors [41]. We consider an exposure similar to that of EURECA phase 2 ($1 \text{ ton} \times 3 \text{ yr}$), despite the fact that the EURECA project *does not* include plans for a Si detector. The reason we include in our analysis an experiment which is not currently planned is that, as observed in QRY17, Si seems to be ideal for our purposes given that its ratio $N_p/N_n = 1$ is significantly different from the other targets, which are summarized in Tab. II. Note that for numerical reasons (see Appendix A), we assume each target nucleus is composed of a single isotope. As we show later, experiments with a relatively wide range of N_p/N_n are required to allow good discrimination. We therefore do not expect small variations in A between different isotopes to have a large impact on our results.

Let us also note here that there are proposals for direct detection experiments based on nuclear emulsions (see e.g. Ref. [43]). Among the target elements in that case are C, O and H, which (to good precision) have $N_p/N_n = 1$ in their natural abundance, and would thus also be good candidates to contribute to the test of DM self-conjugacy studied here.

To discriminate Dirac from Majorana DM, data from at least three different targets is required. In our analysis, we will examine 4 different ensembles of mock experiments:

Ensemble A: Xe + Ar + Si,

Ensemble B: Xe + Ar + Ge,

Ensemble C: Xe + Ar + CaWO₄,

Ensemble D: Xe + Ar + 50% Ge + 50% CaWO₄.

All ensembles include Xe and Ar because currently they are the most promising large scale targets for the detection of a DM signal. Let us emphasize that ensemble D corresponds to the combination of the XENONnT,

DEAP-50T and EURECA phase 2 experiments² and is therefore closest to the current plans for future detectors.

V. STATISTICAL PROCEDURE

For a given experimental ensemble, we want to evaluate the *median* (Dirac vs. Majorana) discrimination significance which can be achieved for a range of underlying DM parameters, specified by $(m_\chi, \lambda_p^D, \lambda_p^{\bar{D}}, \lambda_n^D, \lambda_n^{\bar{D}})$. In fact, as discussed in Sec. II, we are free to set $\lambda_p^{\bar{D}} = 0$ without loss of generality. We also fix the overall normalization of the couplings to lie just below the final LUX bounds [9]. In practice, we choose the couplings to give a total DM-Xenon cross section which is equivalent to a standard isospin conserving DM-proton cross section of 10^{-46} cm² at a DM mass of 50 GeV. This fixes the number of expected DM signal events in our mock Xenon experiment (~ 315 events, which we keep the same for all DM masses) and thus ensures that the LUX bounds are always respected³. We also verify that bounds from Ar- and Ge-based experiments are not exceeded [6, 44].

At a given mass, each input parameter point can then be specified by just two parameters: λ_n/λ_p and f . At each parameter point, we generate a set of mock data for the experimental ensemble under consideration. We then calculate the maximum likelihood of obtaining the data under two hypotheses:

H_M: Majorana-like DM, with free parameters:
 $\Theta = (m_\chi, \lambda_p, \lambda_n, f = \pm 1),$

H_D: Dirac-like DM, with free parameters:
 $\Theta = (m_\chi, \lambda_p, \lambda_n, f \in [-1, 1]).$

We use a background-free extended likelihood which for experiment k is given by:

$$\mathcal{L}_k(\Theta) = \frac{e^{-N_e(\Theta)}}{N_o!} N_e(\Theta)^{N_o} \prod_{i=1}^{N_o} P(E_R^{(i)} | \Theta), \quad (12)$$

where N_o is the number of observed events in experiment k , with recoil energies $\{E_R^{(1)}, \dots, E_R^{(N_o)}\}$. Given the parameters Θ , N_e is the total number of expected events in experiment k and $P(E_R, \Theta)$ is the probability of measuring an event of energy E_R . The full likelihood is then the product over all of the experiments considered:

$$\mathcal{L}(\Theta) = \prod_k^{N_{\text{expt}}} \mathcal{L}_k(\Theta). \quad (13)$$

The maximum likelihood under each hypothesis was determined by sampling the parameters $(\lambda_p, \lambda_n, f)$ on a grid. The procedure is described in detail in Appendix A. We note that the likelihood can be highly multimodal with pronounced degeneracies, so calculation of the maximum likelihood is non-trivial. We have made the code for calculating the maximum likelihood (and analysing the results) available online [45].

Once obtained, we compare the maximum likelihood under the two hypotheses, $\hat{\mathcal{L}}_M$ and $\hat{\mathcal{L}}_D$, by constructing the test statistic:

$$q = -2(\log \hat{\mathcal{L}}_M - \log \hat{\mathcal{L}}_D). \quad (14)$$

Under the hypothesis **H_M**, the test statistic q should be asymptotically *half chi-square* distributed [46] with one degree of freedom⁴. This allows us to calculate a p -value for the observed value of q and hence determine the significance with which **H_M** can be rejected in favour of **H_D**.

For each parameter point, we generate 100 mock data sets and calculate the discrimination significance for each one. This accounts for the effects of Poisson noise and allows us to determine the *median* discrimination significance expected in future experiments (i.e. the significance we would expect to achieve in at least 50% of realisations).

As already discussed in Sec. II, discrimination between Dirac and Majorana particles is expected to be maximised when there is some partial cancellation in the cross section for DM scattering of one of the target nuclei. In Appendix B, we estimate analytically which values of the DM couplings will allow for significant discrimination. With this in mind, we restrict ourselves to the following range of input parameter values: $\lambda_n/\lambda_p \in [0.5, 1.0]$ and $f \in [-1.00, -0.94]$. For a given mass and experimental ensemble, we calculate the median discrimination significance over a grid in these input couplings.

VI. RESULTS

Let us now display our main results. Figures 1-4 show, in the plane $(f, \lambda_n/\lambda_p)$, the median expected discrimination significance for each of the four experimental ensembles we consider and for dark matter masses of 50 GeV (left panel), 300 GeV (middle panel) and 1 TeV (right panel). In each panel, the value of the discrimination significance is color-coded: white regions have a discrimination significance of $< 1\sigma$, with darker colors corresponding to larger significance. The point with the highest significance is marked with a star. Labeled on the upper x-axis are the values of $|\lambda_n^D/\lambda_n^{\bar{D}}|$ corresponding to a

² The ‘50%’ indicates that for Ge and CaWO₄ we take 50% of the nominal exposure given in Tab. I.

³ During the preparation of this work, the first results of the XENON1T experiment were released [12]. The benchmark cross sections used in this work are still compatible with the XENON1T bounds at approximately the 95% confidence level.

⁴ This one degree of freedom corresponds to the one extra free parameter under **H_D**, namely f .

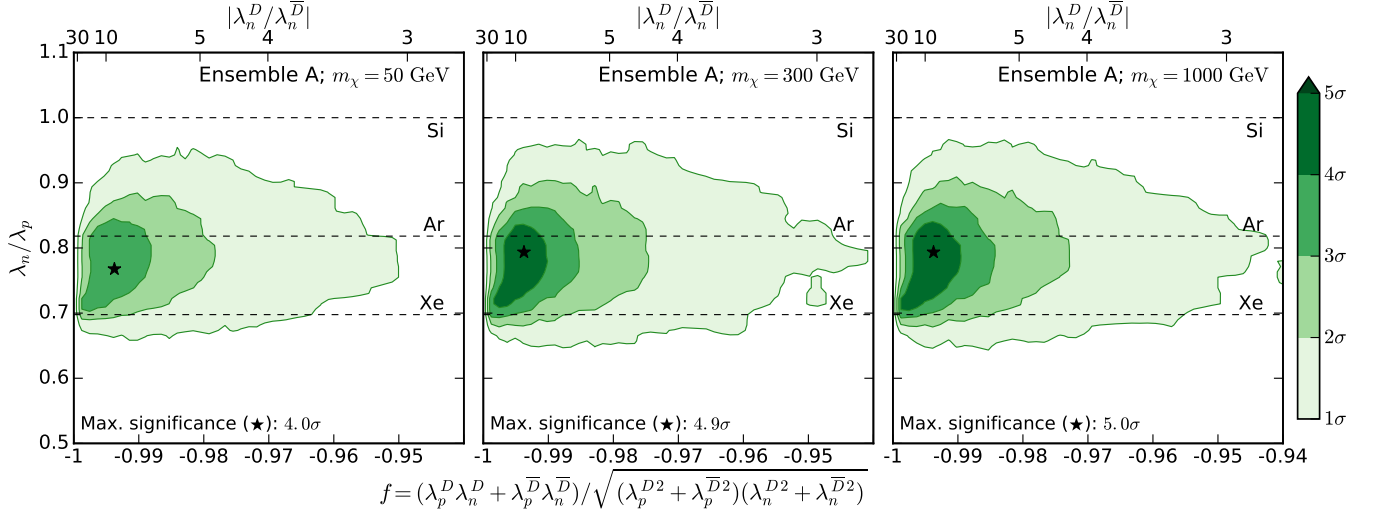


FIG. 1. **Median significance for discriminating Dirac from Majorana DM using ensemble A (Xe + Ar + Si).** Significance with which Dirac DM can be distinguished from Majorana DM using experimental ensemble A. Each panel shows the results for a different DM mass: 50 GeV, 300 GeV and 1000 GeV (from left to right). Dashed horizontal lines show where $\lambda_n/\lambda_p = N_p/N_n$ for the different targets in the ensemble. Along these lines (and close to $f = -1$), we expect maximal cancellation of the DM-nucleus cross section for each nucleus respectively. The parameter point with maximum discrimination significance is marked with a star. The parameters λ_p and λ_n are defined in Eq. (4) and Eq. (5).

given value of f , assuming $\lambda_p^{\overline{D}} = 0$. The dashed horizontal lines correspond to the region where $\lambda_n/\lambda_p = N_p/N_n$ for each nucleus (see Tab. II). At the point where those lines intersect the line $f = -1$ (the left axis) the expected signal is zero for that nucleus. As we will see, the regions with high discrimination significance are always close to one of those points.

In Fig. 1 we show results for ensemble A, which consists of (Xe+Ar+Si). From the figures we can see that the 1σ regions span a limited region of the parameter space, $-1 < f < 0.94$ and $0.65 < \lambda_n/\lambda_p < 0.95$, with a very mild dependence on the dark matter mass. Only within such regions it is possible to exclude a Majorana (or self-conjugate) DM particle. These results are in agreement with the analytic estimates of Appendix B (see Fig. 6) and we find no other regions of the parameter space where a significant discrimination is possible.

For a dark matter mass of 50 GeV (left panel), the maximum discrimination significance is 4σ , which is reached for $f \approx -0.995$ and $f_n/f_p \approx -0.75$. For $m_\chi = 300$ GeV and $m_\chi = 1$ TeV, the maximum discrimination significance increases to 4.9σ and 5σ (most likely due to the increasing number of Argon events relative to Xenon at higher masses) and the point where it is reached moves a little upward, getting close to $f_n/f_p \approx 0.8$.

Figure 2 displays the discrimination significance for ensemble B, which consists of (Xe+Ar+Ge). In this case, the 1σ regions are significantly smaller, hardly extending to $f > -0.99$. The maximum discrimination significance is found to be 2.8σ , achieved for a dark matter mass of 1 TeV. At 300 GeV the result is similar (2.7σ) whereas it is smaller for 50 GeV (2.2σ). For all three masses,

the maximum discrimination significance is reached for f very close to -1 and for f_n/f_p between 0.7 and 0.8 . The lower discrimination significance for ensemble B (compared to ensemble A) is as expected. From Tab. II, we can see that the proton-to-neutron ratios in Germanium and Argon are relatively similar, making discrimination more difficult.

In Fig. 3 the results for ensemble C (Xe + Ar + CaWO₄) are displayed. In this case, the 1σ regions are a bit wider, extending up to $f \approx -0.98$. The maximum discrimination significance is 3σ and it is reached for a dark matter mass of 300 GeV. For 1 TeV, the maximum discrimination significance is similar (2.9σ), whereas it is smaller for 50 GeV (2.2σ). Notice from the figure that for all three masses the maximum discrimination significance is reached very close to the xenon-phobic point: $f_n/f_p = 0.7$ and $\lambda = -1$. Because we fix the normalisation of the couplings to give a fixed number of events (~ 315) in our Xenon mock detector, the xenon-phobic point corresponds to large couplings and large numbers of events in the other detectors of the ensemble. Close to this point, the DM-nucleon couplings can therefore be constrained with greater precision, allowing some discrimination between Dirac and Majorana DM.

Figure 4 shows our results for the last ensemble in our analysis (D), which consists of (Xe + Ar + Ge/CaWO₄) and is perhaps the closest to current plans for future experiments. The 1σ regions are similar to those in the previous ensemble but the 2σ regions are a bit larger. The maximum discrimination significance reaches 3.2σ for a dark matter mass of 1 TeV, and decreases to 2.9σ

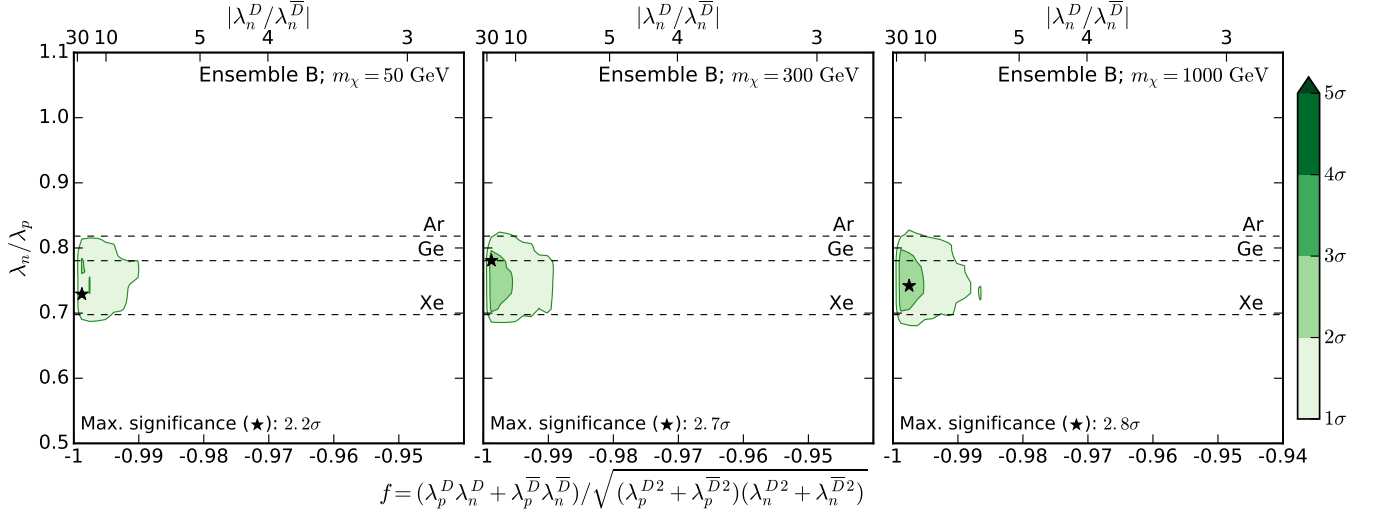


FIG. 2. **Median significance for discriminating Dirac from Majorana DM using ensemble B (Xe + Ar + Ge).** As Fig. 1, but for ensemble B.

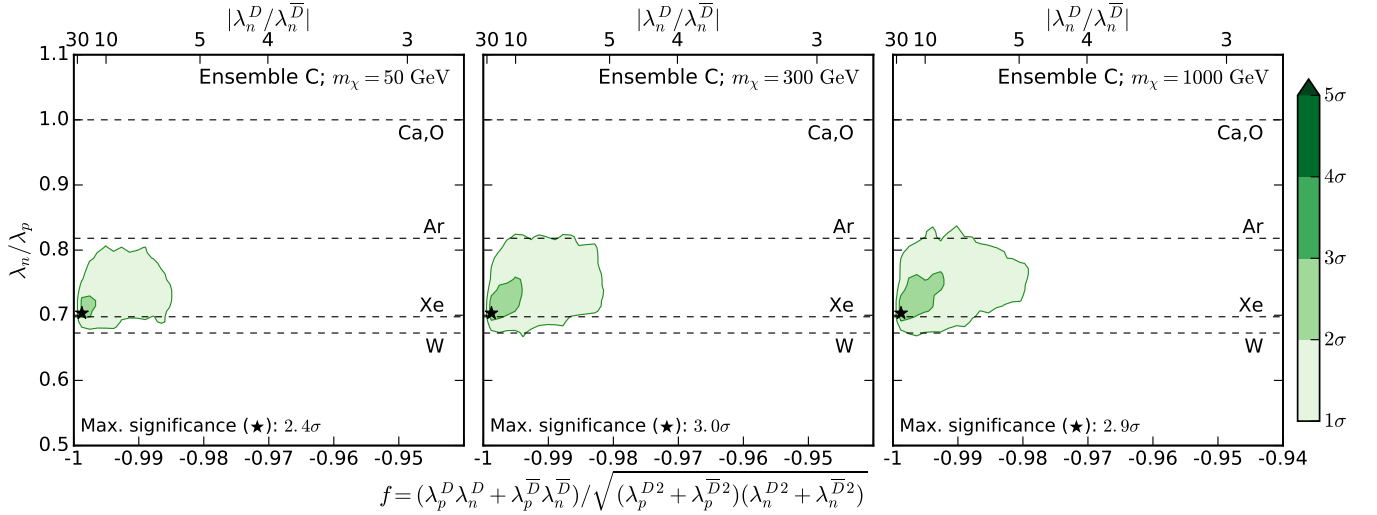


FIG. 3. **Median significance for discriminating Dirac from Majorana DM using ensemble C (Xe + Ar + CaWO₄).** As Fig. 1, but for ensemble C.

and 2.6σ for 300 GeV and 50 GeV respectively. The red squares in the left panel of this figure correspond to the parameter space points which we will examine further in Fig. 5.

A summary of our results for the maximum discrimination significance is presented in Tab. III. In it, one can read, for each of the four ensembles we considered, the value of the maximum discrimination significance at a given DM mass. For completeness, we have included in this table also a DM mass of 25 GeV, which was not shown in the previous figures. Note that in each case we have ‘maximised’ over the values of λ_n/λ_p and f . As can be seen in that table, the discrimination significance tends to be higher for heavier dark matter particles. Interestingly, we find that, for ensembles B, C and D, the

maximum significance is of order 3σ if the dark matter mass is greater than or equal to 300 GeV. For ensemble A, the results are more encouraging, as a maximum significance of order 5σ can be reached for dark matter masses above 300 GeV. At lower masses, the maximum significance for this ensemble is still high, reaching almost 3σ at 25 GeV and 4σ at 50 GeV. As had been anticipated in QRY17, where a much simpler analysis was used, the observation of signals in Xe+Ar+Si offers the best prospects for the exclusion of a Majorana (or real) dark matter particle.

So far, we have considered the exposure of the different experiments to be fixed according to Table I. It is also interesting, however, to analyze how the discrimination significance changes with the exposure at a spe-

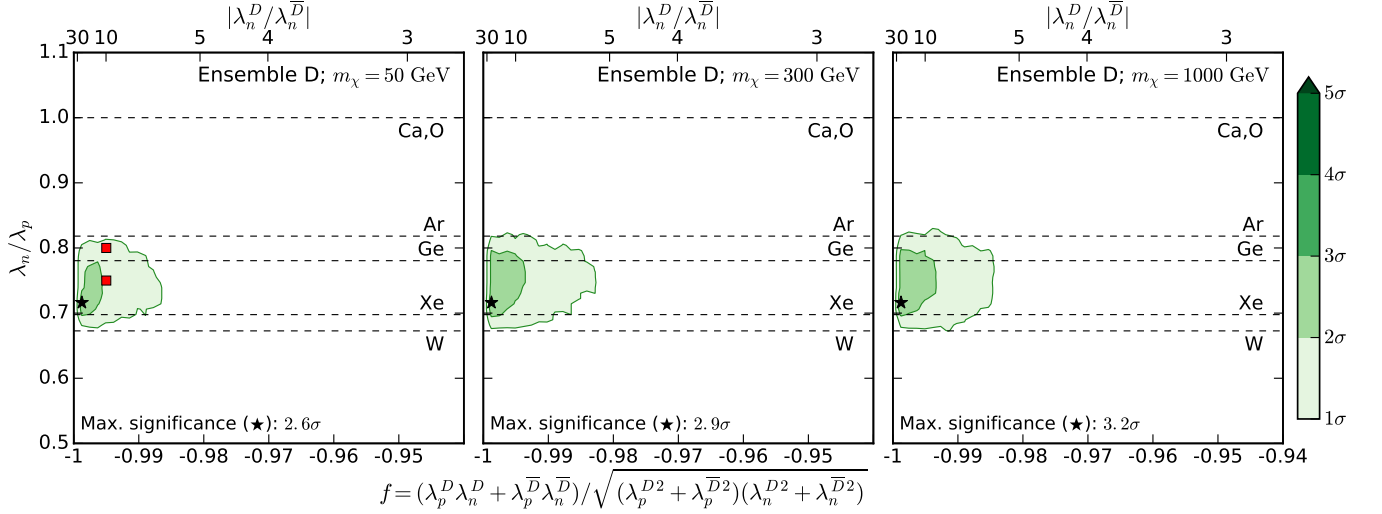


FIG. 4. **Median significance for discriminating Dirac from Majorana DM using ensemble D (Xe + Ar + 50% Ge + 50% CaWO₄).** As Fig. 1, but for ensemble D. The red squares in the left panel denote the parameter points which are examined further in Fig. 5.

DM Mass [GeV]	25	50	300	1000
A (Xe+Ar+Si)	2.8 σ	4.0 σ	4.9 σ	5.0 σ
B (Xe+Ar+Ge)	1.7 σ	2.2 σ	2.7 σ	2.8 σ
C (Xe+Ar+CaWO ₄)	2.0 σ	2.4 σ	3.0 σ	2.9 σ
D (Xe+Ar+Ge/CaWO ₄)	3.2 σ	2.6 σ	2.9 σ	3.2 σ

TABLE III. **Maximum significance for discriminating Dirac and Majorana DM.** Maximum value of the median discrimination significance achievable for a range of experimental ensembles and DM masses. These values correspond to the starred points in Figs. 1-4.

cific parameter space point. In Fig. 5, we show results for ensemble A (Xe+Ar+Si, Green) as a function of the Si exposure and for ensemble D (Xe + Ar + 50% Ge + 50% CaWO₄, Blue) as a function of the combined Ge + CaWO₄ exposure. In both cases, we fix the Xe and Ar exposures to those given in Tab. I but leave the other exposure free. We select parameter points where both ensembles are expected to achieve some discrimination: $\lambda_n/\lambda_p = 0.75, 0.80$; $f = -0.995$, and $m_\chi = 50$ GeV (the red squares in Fig. 4). The vertical dashed lines correspond to an exposure of 3 ton-years, which is the benchmark from Tab. I.

As expected, the discrimination significance increases with the exposure. At low exposures, discrimination is much easier with the Si experiment but the gap tends to decrease at higher exposures. This behaviour can be understood in the language of QRY17 [18], in which each experiment can be seen as providing a measurement of the Majorana DM-nucleus cross section (Eq. (2)). Each such measurement (with associated uncertainties) can then be translated into a region of parameter space in $(\lambda_p^M, \lambda_n^M)$. The data is compatible with a Majorana-like DM particle

if the regions obtained from multiple experiments overlap in $(\lambda_p^M, \lambda_n^M)$. By increasing the exposure of a given experiment, we reduce the size of the region in $(\lambda_p^M, \lambda_n^M)$ which is compatible with that experiment. At some point, the size of this region becomes much smaller than the region compatible with the remaining experiments. Further increasing the exposure will not improve the discrimination substantially, as the uncertainties are driven instead by the remaining 2 experiments (Xe, Ar). This is the case for the Si experiment.

In the case of ensemble D, with a mixture of Ge and CaWO₄, discrimination is poor at low exposures, because several of the targets have similar proton-to-neutron ratios. However, at very large exposures the statistical uncertainties in the Ge and CaWO₄ detectors become small enough that discrimination becomes competitive with Si alone. In fact, increasing the exposure further, ensemble D benefits from having more than three target nuclei in the ensemble which allows the DM-nucleon couplings to be strongly constrained and leads to a discrimination significance much larger than 5 σ in some cases. However, we emphasize that this behavior appears only at very large exposures (several tens of ton-years).

More quantitatively, from Fig. 5 it can be seen that, for Si, achieving a 5 σ discrimination significance would require exposures of about 9 and 7 ton-years respectively for the parameter space points in the left and right panels. For the combined Ge + CaWO₄, a 3 σ discrimination significance is reached after about 6 and 13 ton-years respectively. These figures suggest that, once signals are observed in direct detection experiments, there is a scientific case to keep them running beyond the 2 or 3 years that is currently the standard.

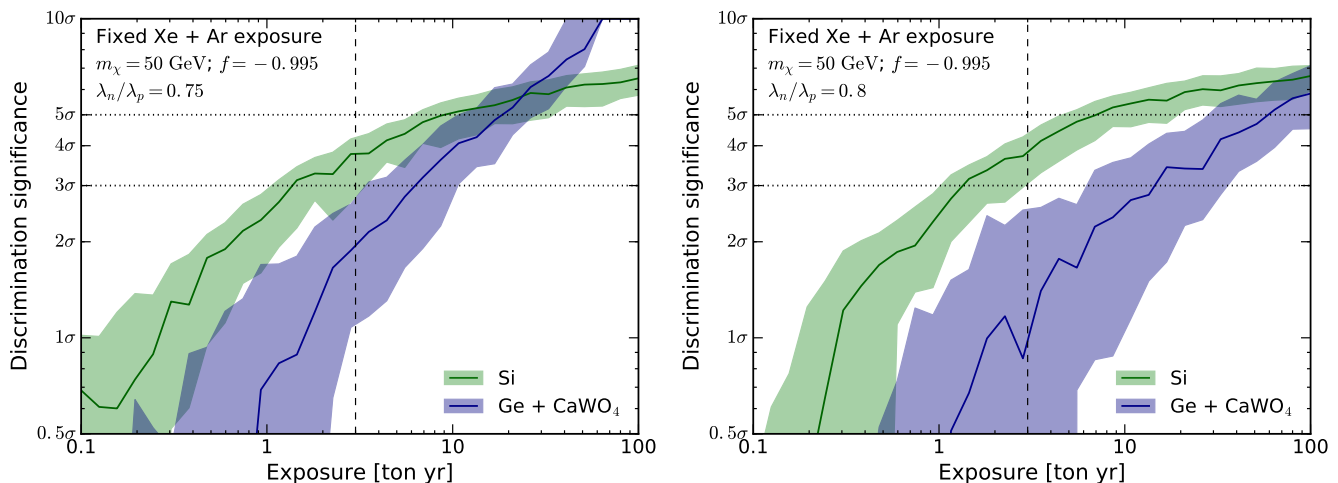


FIG. 5. **Discrimination significance as a function of exposure.** Median and 68% band for the expected discrimination significance as a function of the exposure of either an Si (green) or combined Ge + CaWO₄ (blue) experiment. The exposures of the Xenon and Argon detectors are fixed and given in Tab. I. For the Ge + CaWO₄ experiment, the total exposure is divided equally between Ge and CaWO₄. Results are for a DM mass of 50 GeV and couplings of $f = -0.995$ and $\lambda_n/\lambda_p = 0.75$ (0.80) in the left (right) panel. These two parameter points are marked as red squares in the left panel of Fig. 4. The vertical dashed line corresponds to an exposure of 3 ton-years, which is the benchmark from Tab. I.

VII. DISCUSSION

As we have seen, discriminating between Dirac and Majorana dark matter is only feasible when the DM couplings lead to partial cancellations between the neutron and the proton contributions to the cross section off a nucleus—that is, for isospin-violating dark matter. Isospin-violating dark matter generically denotes a scenario where the dark matter couples differently to protons and neutrons, but it is the possibility of cancellations between their contributions that makes it particularly interesting [47–49]. These cancellations have, in fact, received a lot of attention over the past several years [49–52]. Some explicit models for isospin-violating dark matter were studied in Refs. [53–56] while experimental constraints on these scenarios were reported (among others) in Refs. [57–61]. Thus, the cancellations that are required for the test to be practical have been studied before in other contexts and explicit models have been constructed where they take place.

The results derived in the previous section are, to a large extent, model-independent and can, therefore, be directly applied to any specific particle physics model of dark matter. In such a model, the parameters λ_p , λ_n and f will not be fundamental but would be written in terms of some characteristic couplings and mass scales. To assess the prospects for excluding a Majorana dark matter particle in a given model, the first step would then be to determine the allowed regions for λ_p , λ_n , and f , and then to compare them with the favorable regions we found in figures 1-4. The larger the overlap between them, the better the prospects for exclusion.

Let us now briefly discuss some caveats to our conclu-

sions. On the theoretical side, our results rely on the assumption that the density of dark matter particles and antiparticles is the same. That is certainly what is expected in the standard freeze-out scenario, but it is not difficult to imagine alternatives, such as asymmetric dark matter, where it does not hold. In the more general case, one would need an additional parameter that determines the fraction of the dark matter density that is accounted for by DM antiparticles. We have also assumed that the dark matter consists of a single field with predominantly spin-independent interactions. In scenarios with multi-component dark matter (see for example Ref. [62] and references therein) or non-standard interactions (see for example Ref. [63] and references therein), a more complicated analysis would be required. In such cases, we emphasise that an even greater variety of direct detection targets would likely be required to disentangle particle from antiparticle.

On the astrophysical side, we have not taken into account the uncertainties that affect the number of expected events in a given detector. For simplicity, we considered a single fixed DM speed distribution $f(v)$, the SHM, but in reality not only are the parameters of the SHM subject to uncertainties [64] but there are also indications that the true distribution may deviate from a smooth Maxwell-Boltzmann distribution. The evidence for such deviations from hydrodynamical simulations is reviewed in Ref. [65]. A number of techniques for simultaneously fitting particle physics parameters and the local speed distribution have been developed (see, for example, Refs. [66–69]). Incorporating such astrophysical uncertainties into the present study, we would expect the discrimination significance to be reduced, owing to a greater freedom to tune the number of events observed

in each detector. The present results should therefore be taken as an optimistic case. However, we note that for relatively light DM ($m_\chi \lesssim 100$ GeV), using an ensemble of experiments with a range of nuclear masses should allow the speed distribution (as well as the DM mass and cross sections) to be well constrained [27]. In that case, we expect our results to be rather realistic.

VIII. SUMMARY

In this work we investigated in detail the feasibility of distinguishing dark matter particles that are self-conjugate (Majorana fermion and real scalar or vector) from those that are not (Dirac fermion and complex scalar or vector) using future signals from direct detection experiments. To that end, we first simulated data from different direct detection experiments that may enter into operation in the near future. Then, we performed fits to such data under the hypotheses that the DM is identical to or different from its antiparticle, and determine the significance with which the former can be rejected in favor of the latter. This discrimination significance was calculated, as a function of the DM couplings, for different experimental ensembles and several values of the DM mass. Our results are illustrated in Figs. 1-5 and summarized in Table III. The key conclusions of this study are as follows:

- It is feasible to use signals from future direct detection experiments to exclude, at a statistically significant level, a Majorana or a real DM particle.
- Discrimination between Dirac and Majorana DM (or between real and complex DM) can be achieved only in specific regions of the parameter space. Specifically, we identified as the most promising region that one where the DM couplings lead to a partial cancellation in the DM-nucleus cross section for one of the experimental targets. That is, for $f \approx -1$ and $\lambda_n/\lambda_p \in (0.7, 0.8)$ (see Eq. 4-6 for definitions). In Figs. 1-4 we focused precisely on such regions.
- According to current plans for future detectors (our ensemble D), the maximum discrimination significance that could be achieved is around 3σ , and depends only slightly on the dark matter mass.
- A Silicon target, which does not currently figure among future detectors, could help achieve up to 5σ discrimination significance for an exposure similar to that of EURECA phase 2. We therefore propose that large-scale Silicon detectors should be considered as part of plans for future detectors such as EURECA.
- The discrimination significance does not flatten quickly as a function of the exposure. Consequently, once direct detection signals are observed,

it may be worthwhile to keep the experiments running beyond the 2 or 3 years that are currently planned.

ACKNOWLEDGMENTS

BJK is supported by the European Research Council (ERC) under the EU Seventh Framework Programme (FP7/2007-2013)/ERC Starting Grant (agreement n. 278234 — ‘NEWDARK’ project). WR is supported by the DFG with grant RO 2516/6-1 in the Heisenberg Programme. Access to the High Performance Computing facilities provided by the Institut des Sciences du Calcul et des Données (Sorbonne Universités) is gratefully acknowledged.

Appendix A: Parameters scans

Here, we describe the procedure used to determine the maximum likelihood for each of the two hypotheses (Majorana-like or Dirac-like couplings) described in Sec. V. In order to perform a large number of fits (100 scans per parameter point, over a grid of 1024 input parameter values, for several experimental ensembles), it is necessary to determine the maximum likelihood quickly and with high accuracy. We have found that Markov Chain Monte Carlo and Nested Sampling methods (with a relatively small number of samples, as required for a fast exploration of the parameter space) often fail to find the global maximum in the multi-modal likelihoods considered here. We instead sample the likelihood on a grid.

As demonstrated in Eq. (7), the spin-independent DM-nucleus cross section for Dirac DM can be described with 3 parameters: λ_p , λ_n and f . The parameters $\lambda_{p,n}$ may take any positive values, but (from its definition in Eq. (6)) we require $f \in [-1, 1]$. Note that a Majorana-like cross section is a special case of this with $f = \pm 1$.

For a given DM mass, the recoil energy spectrum for scattering off a given nucleus is fixed. In this case, the log-likelihood is given by:

$$\log \mathcal{L} = -N_e + N_o \log(N_e) + \sum_{i=1}^{N_o} \log(P(E_R^{(i)})), \quad (\text{A1})$$

where $P(E_R)$ does not depend on the couplings. In this case, the log-likelihood can be calculated very quickly on a dense grid over the couplings, which only affect the value of N_e .⁵ If an experiment consists of multiple tar-

⁵ In order to be able to use Eq. (A1) to calculate the Xenon likelihood, we approximate the detector as containing a single isotope with $(A, Z) = (131, 54)$. This has a negligible effect on the direct detection rate, but allows us to calculate the likelihood much more quickly.

gets, the likelihood is

$$\log \mathcal{L} = - \sum_k N_e^k + \sum_{i=1}^{N_o} \log \left(\sum_k N_e^k P_k(E_R^{(i)}) \right), \quad (\text{A2})$$

where N_e^k is the number of expected recoils off nucleus k and the sum is over all the nuclear targets in a given experiment. This is slightly more complicated but still permits a rapid calculation of the log-likelihood for a given DM mass. The full log-likelihood is then obtained by summing over experiments.

For a given mock data sample, we scan over 25 values of the DM mass, to calculate the maximum likelihood in each case (and therefore the overall maximum likelihood). For each DM mass, we calculate the log-likelihood on a grid of couplings, linearly spaced over the ranges:

$$\begin{aligned} \log_{10}(\lambda_p/\text{GeV}^{-2}) &\in [-10, -6], \\ \log_{10}(\lambda_n/\text{GeV}^{-2}) &\in [-10, -6], \\ f &\in [-1, 1]. \end{aligned} \quad (\text{A3})$$

In the case of Majorana-like DM, we use a grid of (200×200) values of (λ_p, λ_n) , each for $f = 1$ and $f = -1$. For Dirac-like DM, we use a grid of $(50 \times 50 \times 50)$ points in $(\lambda_p, \lambda_n, f)$.

From this initial grid scan, we obtain an estimate of the maximum likelihood points under the Dirac-like hypothesis and the Majorana-like hypothesis. For each hypothesis, we then perform 10 refinement steps, recalculating the likelihood on another grid, using the same number of grid points, but each time over a smaller range of parameter values. The range of parameters for each refinement step is centred on the maximum-likelihood parameter value from the previous step.

We repeat this procedure (scanning and refining over couplings and masses to obtain the maximum likelihoods for the Dirac-like and Majorana-like hypotheses) for each mock dataset. By generating and fitting 100 mock datasets, we estimate the median significance which can be obtained with a given ensemble of experiments.

We have verified that the method gives good convergence, i.e. that increasing the number of grid points does not significantly affect the results. The code used to perform the scans, along with code to analyse and plot the resulting data is publicly available and can be downloaded at <https://github.com/bradkav/AntiparticleDM> [45].

Appendix B: Analytic Estimates

The likelihood-based calculations described in App. A are computationally expensive, so it is important to obtain an initial estimate of which parts of parameter space will maximise the discrimination significance. We can then focus on these regions for the full likelihood-based calculations, rather than wasting computational time on

parameter points where the significance is expected to be low.

In order to obtain this estimate, we consider having three experimental targets: X , Y and Z . If DM is a Dirac particle, the DM-nucleus cross section for each target is given by Eq. (3). We write these cross sections as σ_X^D , σ_Y^D and σ_Z^D .

We imagine that experiments X and Y measure their respective DM-nucleus cross sections to be $\tilde{\sigma}_X$ and $\tilde{\sigma}_Y$ respectively. As described in detail in QRY17 [18], we can use these two measurements to estimate the DM-nucleon couplings $(\lambda_p^M, \lambda_n^M)$, assuming that the DM is a *Majorana* particle. That is, we solve:

$$[\lambda_p^M N_p^X + \lambda_n^M N_n^X]^2 = \frac{\pi \tilde{\sigma}_X}{4\mu_{\chi X}^2} \quad (\text{B1})$$

$$[\lambda_p^M N_p^Y + \lambda_n^M N_n^Y]^2 = \frac{\pi \tilde{\sigma}_Y}{4\mu_{\chi Y}^2}. \quad (\text{B2})$$

There are two possible solutions for $(\lambda_p^M, \lambda_n^M)$, up to an overall sign degeneracy. With these, we can calculate the DM-nucleus cross section σ_Z^M which we would expect in a third target Z , assuming again a Majorana DM particle.

We then compare σ_Z^M , the cross section expected in a Z target under the assumption of a Majorana particle, and σ_Z^D , the true DM-nucleus cross section we would measure, given the Dirac nature of the particle. To do this, we evaluate the fractional difference Δ between the two cross sections,

$$\Delta = \frac{(\sigma_Z^D - \sigma_Z^M)^2}{(\sigma_Z^D)^2}, \quad (\text{B3})$$

as a function of the input parameters f and λ_n/λ_p . Small values of Δ indicate that the data should be well described by both Majorana and Dirac DM, while large values imply that the cross sections in the Majorana and Dirac scenarios should differ substantially, suggesting that significance discrimination should be possible.

In Fig. 6, we plot the cross section discrepancy Δ for ensemble A. Here, we have used the Ar and Si experiments to estimate the Majorana couplings and plot the value of Δ calculated for the Xe experiment. Due to the large target mass and A^2 coherent enhancement of Xenon-based detectors, we expect the Xe experiment to observe the largest number of events and therefore to obtain the most precise estimate of the DM-nucleus cross section. It is the discrepancy in Xenon which we therefore expect to drive the discrimination significance.

From Fig. 6, we see that the largest discrepancies between the Majorana and Dirac cross sections are obtained when there is a partial cancellation of the DM-Xe or DM-Ar cross sections, in agreement with the discussion of Sec. II. Instead, where there is no substantial cancellation (far from $f = -1$ or where λ_n/λ_p does not match N_p/N_n for any of the target nuclei) the discrepancy is smaller ($< \mathcal{O}(10\%)$). Such a difference is likely to fall within the statistical errors of a cross section measurement and so discrimination will be difficult.

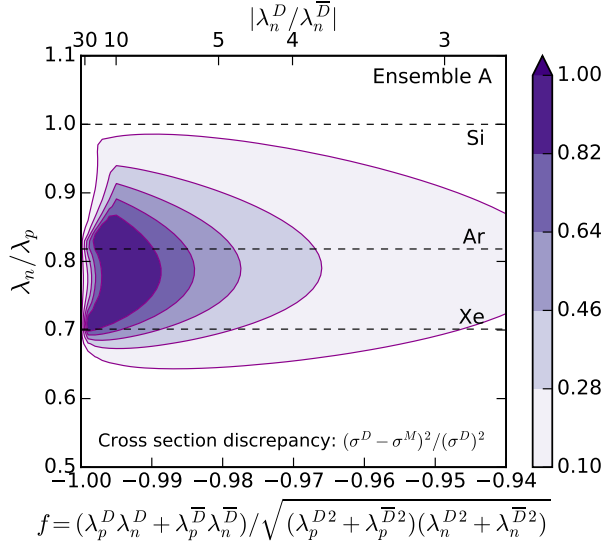


FIG. 6. **Analytic cross section discrepancy between Dirac and Majorana DM.** Discrepancy Δ (Eq. (B3)) between the DM-Xe cross section expected for a Majorana particle σ^M (estimated from the ‘measured’ DM-Si and DM-Ar cross sections) and for a Dirac particle σ^D (using the ‘true’ coupling values).

We have checked these analytic estimates for different ensembles and over much wider range of parameter values. We find in all cases that the cross section discrepancy decreases rapidly away from the parameter region depicted in Fig. 6. We therefore focus in this work on the parameter ranges $\lambda_n/\lambda_p \in [0.5, 1.0]$ and $f \in [-1.00, -0.94]$.

-
- [1] J. Silk *et al.*, *Particle Dark Matter: Observations, Models and Searches*, edited by G. Bertone (Cambridge Univ. Press, Cambridge, 2010).
 - [2] M. W. Goodman and E. Witten, *Phys. Rev. D* **31**, 3059 (1985).
 - [3] A. K. Drukier, K. Freese, and D. N. Spergel, *Phys. Rev. D* **33**, 3495 (1986).
 - [4] G. Angloher *et al.* (CRESST), *Eur. Phys. J. C* **76**, 25 (2016), arXiv:1509.01515 [astro-ph.CO].
 - [5] R. Agnese *et al.* (SuperCDMS), *Phys. Rev. Lett.* **116**, 071301 (2016), arXiv:1509.02448 [astro-ph.CO].
 - [6] P. Agnes *et al.* (DarkSide), *Phys. Rev. D* **93**, 081101 (2016), arXiv:1510.00702 [astro-ph.CO].
 - [7] A. Tan *et al.* (PandaX-II), *Phys. Rev. Lett.* **117**, 121303 (2016), arXiv:1607.07400 [hep-ex].
 - [8] L. Hehn *et al.* (EDELWEISS), *Eur. Phys. J. C* **76**, 548 (2016), arXiv:1607.03367 [astro-ph.CO].
 - [9] D. S. Akerib *et al.* (LUX), *Phys. Rev. Lett.* **118**, 021303 (2017), arXiv:1608.07648 [astro-ph.CO].
 - [10] E. Aprile *et al.* (XENON100), *Phys. Rev. D* **94**, 122001 (2016), arXiv:1609.06154 [astro-ph.CO].
 - [11] C. Amole *et al.* (PICO), (2017), arXiv:1702.07666 [astro-ph.CO].
 - [12] E. Aprile *et al.*, (2017), arXiv:1705.06655 [astro-ph.CO].
 - [13] P. J. Fox, J. Liu, and N. Weiner, *Phys. Rev. D* **83**, 103514 (2011), arXiv:1011.1915 [hep-ph].
 - [14] M. Pato, L. Baudis, G. Bertone, R. Ruiz de Austri, L. E. Strigari, and R. Trotta, *Phys. Rev. D* **83**, 083505 (2011), arXiv:1012.3458 [astro-ph.CO].
 - [15] R. Catena and P. Gondolo, *JCAP* **1409**, 045 (2014), arXiv:1405.2637 [hep-ph].
 - [16] A. J. Anderson, P. J. Fox, Y. Kahn, and M. McCullough, *JCAP* **1510**, 012 (2015), arXiv:1504.03333 [hep-ph].
 - [17] L. Roszkowski, E. M. Sessolo, S. Trojanowski, and A. J. Williams, *JCAP* **1608**, 033 (2016), arXiv:1603.06519 [astro-ph.CO].
 - [18] F. S. Queiroz, W. Rodejohann, and C. E. Yaguna, *Phys. Rev. D* **95**, 095010 (2017), arXiv:1610.06581 [hep-ph].
 - [19] G. Belanger, F. Boudjema, A. Pukhov, and A. Semenov, *Comput. Phys. Commun.* **180**, 747 (2009), arXiv:0803.2360 [hep-ph].
 - [20] M. Cirelli, E. Del Nobile, and P. Panci, *JCAP* **1310**, 019 (2013), arXiv:1307.5955 [hep-ph].
 - [21] R. J. Hill and M. P. Solon, *Phys. Rev. D* **91**, 043505 (2015), arXiv:1409.8290 [hep-ph].
 - [22] M. Hoferichter, P. Klos, J. Menendez, and A. Schwenk, *Phys. Rev. D* **94**, 063505 (2016), arXiv:1605.08043 [hep-ph].
 - [23] D. G. Cerdeno and A. M. Green, (2010), arXiv:1002.1912 [astro-ph.CO].
 - [24] E. W. Kolb and M. S. Turner, *Front. Phys.* **69**, 1 (1990).
 - [25] G. Jungman, M. Kamionkowski, and K. Griest, *Phys. Rept.* **267**, 195 (1996), arXiv:hep-ph/9506380 [hep-ph].
 - [26] J. I. Read, *J. Phys. G* **41**, 063101 (2014), arXiv:1404.1938 [astro-ph.GA].
 - [27] A. H. G. Peter, V. Gluscevic, A. M. Green, B. J. Kavanagh, and S. K. Lee, *Phys. Dark Univ.* **5-6**, 45 (2014), arXiv:1310.7039 [astro-ph.CO].
 - [28] M. Feast and P. Whitelock, *Mon. Not. Roy. Astron. Soc.* **291**, 683 (1997), arXiv:astro-ph/9706293 [astro-ph].
 - [29] J. Bovy *et al.*, *Astrophys. J.* **759**, 131 (2012), arXiv:1209.0759 [astro-ph.GA].
 - [30] C. McCabe, *JCAP* **1402**, 027 (2014), arXiv:1312.1355 [astro-ph.CO].

- [31] M. C. Smith *et al.*, Mon. Not. Roy. Astron. Soc. **379**, 755 (2007), arXiv:astro-ph/0611671 [astro-ph].
- [32] T. Piffi *et al.*, Astron. Astrophys. **562**, A91 (2014), arXiv:1309.4293 [astro-ph.GA].
- [33] R. H. Helm, Phys. Rev. **104**, 1466 (1956).
- [34] J. D. Lewin and P. F. Smith, Astropart. Phys. **6**, 87 (1996).
- [35] D. S. Akerib *et al.* (LZ), (2015), arXiv:1509.02910 [physics.ins-det].
- [36] D. S. Akerib *et al.* (LUX), Phys. Rev. Lett. **116**, 161301 (2016), arXiv:1512.03506 [astro-ph.CO].
- [37] G. Plante (XENON), <https://conferences.pa.ucla.edu/dm16/talks/plante.pdf> (2016).
- [38] P. A. Amaudruz *et al.* (DEAP), in *Proceedings, 37th International Conference on High Energy Physics (ICHEP 2014): Valencia, Spain, July 2-9, 2014*, Vol. 273-275 (2016) pp. 340–346, arXiv:1410.7673 [physics.ins-det].
- [39] M. Boulay (DEAP), https://www.snolab.ca/sites/default/files/Boulay_50T.pdf (2013).
- [40] G. Angloher *et al.*, Physics of the Dark Universe **3**, 41 (2014).
- [41] R. Agnese *et al.* (CDMS), Phys. Rev. Lett. **111**, 251301 (2013), arXiv:1304.4279 [hep-ex].
- [42] J. Aalbers *et al.* (DARWIN), JCAP **1611**, 017 (2016), arXiv:1606.07001 [astro-ph.IM].
- [43] A. Aleksandrov *et al.* (NEWS), (2016), arXiv:1604.04199 [astro-ph.IM].
- [44] R. Agnese *et al.* (SuperCDMS), Phys. Rev. **D92**, 072003 (2015), arXiv:1504.05871 [hep-ex].
- [45] B. J. Kavanagh, F. S. Queiroz, W. Rodejohann, and C. E. Yaguna, “AntiparticleDM [Computer Software],” <https://github.com/bradkav/AntiparticleDM> (2017).
- [46] G. Cowan, K. Cranmer, E. Gross, and O. Vitells, Eur. Phys. J. **C71**, 1554 (2011), [Erratum: Eur. Phys. J. **C73**, 2501 (2013)], arXiv:1007.1727 [physics.data-an].
- [47] A. Kurylov and M. Kamionkowski, Phys. Rev. **D69**, 063503 (2004), arXiv:hep-ph/0307185 [hep-ph].
- [48] F. Giuliani, Phys. Rev. Lett. **95**, 101301 (2005), arXiv:hep-ph/0504157 [hep-ph].
- [49] J. L. Feng, J. Kumar, D. Marfatia, and D. Sanford, Phys. Lett. **B703**, 124 (2011), arXiv:1102.4331 [hep-ph].
- [50] M. T. Frandsen, F. Kahlhoefer, S. Sarkar, and K. Schmidt-Hoberg, JHEP **09**, 128 (2011), arXiv:1107.2118 [hep-ph].
- [51] J. L. Feng, J. Kumar, D. Marfatia, and D. Sanford, in *Proceedings, 2013 Community Summer Study on the Future of U.S. Particle Physics: Snowmass on the Mississippi (CSS2013): Minneapolis, MN, USA, July 29–August 6, 2013* (2013) arXiv:1307.1758 [hep-ph].
- [52] J. L. Feng, J. Kumar, and D. Sanford, Phys. Rev. **D88**, 015021 (2013), arXiv:1306.2315 [hep-ph].
- [53] G. Blanger, A. Goudelis, J.-C. Park, and A. Pukhov, JCAP **1402**, 020 (2014), arXiv:1311.0022 [hep-ph].
- [54] K. Hamaguchi, S. P. Liew, T. Moroi, and Y. Yamamoto, JHEP **05**, 086 (2014), arXiv:1403.0324 [hep-ph].
- [55] V. M. Lozano, M. Peir, and P. Soler, JHEP **04**, 175 (2015), arXiv:1503.01780 [hep-ph].
- [56] A. Drozd, B. Grzadkowski, J. F. Gunion, and Y. Jiang, JCAP **1610**, 040 (2016), arXiv:1510.07053 [hep-ph].
- [57] Y. Gao, J. Kumar, and D. Marfatia, Phys. Lett. **B704**, 534 (2011), arXiv:1108.0518 [hep-ph].
- [58] J. Kumar, D. Sanford, and L. E. Strigari, Phys. Rev. **D85**, 081301 (2012), arXiv:1112.4849 [astro-ph.CO].
- [59] H.-B. Jin, S. Miao, and Y.-F. Zhou, Phys. Rev. **D87**, 016012 (2013), arXiv:1207.4408 [hep-ph].
- [60] K. Hagiwara, D. Marfatia, and T. Yamada, Phys. Rev. **D89**, 094017 (2014), arXiv:1207.6857 [hep-ph].
- [61] C. E. Yaguna, Phys. Rev. **D95**, 055015 (2017), arXiv:1610.08683 [hep-ph].
- [62] M. Aoki, M. Duerr, J. Kubo, and H. Takano, Phys. Rev. **D86**, 076015 (2012), arXiv:1207.3318 [hep-ph].
- [63] R. Catena, *Proceedings, 14th International Conference on Topics in Astroparticle and Underground Physics (TAUP 2015): Torino, Italy, September 7-11, 2015*, J. Phys. Conf. Ser. **718**, 042012 (2016), arXiv:1512.06254 [hep-ph].
- [64] A. M. Green, (2017), arXiv:1703.10102 [astro-ph.CO].
- [65] N. Bozorgnia and G. Bertone, (2017), arXiv:1705.05853 [astro-ph.CO].
- [66] S. K. Lee and A. H. G. Peter, JCAP **1204**, 029 (2012), arXiv:1202.5035 [astro-ph.CO].
- [67] B. J. Kavanagh and A. M. Green, Phys. Rev. Lett. **111**, 031302 (2013), arXiv:1303.6868 [astro-ph.CO].
- [68] B. Feldstein and F. Kahlhoefer, JCAP **1408**, 065 (2014), arXiv:1403.4606 [hep-ph].
- [69] A. Ibarra and A. Rappelt, (2017), arXiv:1703.09168 [hep-ph].