

Post-Kerr black hole spectroscopy

Kostas Glampedakis,^{1,2,*} George Pappas,^{3,4,†} Hector O. Silva,^{3,‡} and Emanuele Berti^{3,4,§}

¹*Departamento de Física, Universidad de Murcia, Murcia, E-30100, Spain*

²*Theoretical Astrophysics, University of Tübingen,*

Auf der Morgenstelle 10, Tübingen, D-72076, Germany

³*Department of Physics and Astronomy, The University of Mississippi, University, MS 38677, USA*

⁴*Departamento de Física, CENTRA, Instituto Superior Técnico,*

Universidade de Lisboa, Avenida Rovisco Pais 1, 1049 Lisboa, Portugal

(Dated: June 26, 2017)

One of the central goals of the newborn field of gravitational wave astronomy is to test gravity in the highly nonlinear, strong field regime characterizing the spacetime of black holes. In particular, “black hole spectroscopy” (the observation and identification of black hole quasinormal mode frequencies in the gravitational wave signal) is expected to become one of the main tools for probing the structure and dynamics of Kerr black holes. In this paper we take a significant step towards that goal by constructing a “post-Kerr” quasinormal mode formalism. The formalism incorporates a parametrized but general perturbative deviation from the Kerr metric and exploits the well-established connection between the properties of the spacetime’s circular null geodesics and the fundamental quasinormal mode to provide approximate, eikonal limit formulae for the modes’ complex frequencies. The resulting algebraic toolkit can be used in waveform templates for ringing black holes with the purpose of measuring deviations from the Kerr metric. As a first illustrative application of our framework, we consider the Johannsen-Psaltis deformed Kerr metric and compute the resulting deviation in the quasinormal mode frequency relative to the known Kerr result.

I. INTRODUCTION

The direct observation of merging black hole binaries during the first observation run (O1) of Advanced LIGO marked a milestone in the history of astronomy and fundamental physics. The three detections (GW150914 [1], GW151226 [2] and GW170104 [3]), plus a fourth candidate LVT151012 that is likely of astrophysical origin [4], provide a formidable laboratory to test general relativity (GR) in the strong-gravity regime [5–7]. More detections are expected in the near future.

The first event, GW150914, was particularly striking for its high signal-to-noise ratio (SNR), and because it allowed a direct observation of the strong-field merger and ringdown of the binary. Similar observations in the future may allow us to do “black hole spectroscopy”: as first proposed by Detweiler [8], the measurement of multiple oscillation frequencies and damping times of the merger remnant may identify Kerr black holes, just like atomic lines allow us to identify atomic elements [9, 10]. However, given our current understanding of astrophysical black hole formation, the detection of several modes will require either more advanced detectors on Earth and in space [11–13] or better data analysis techniques [14].

Vishveshwara discovered quasinormal modes (QNMs) via time evolutions in the Schwarzschild spacetime [15]. Soon afterwards, Press computed QNM frequencies in a short-wavelength (eikonal) approximation [16], and

Goebel (inspired by Ames and Thorne’s study of collapsing stars [17]) understood that there is an intimate relation between QNM frequencies and unstable null geodesics [18] (see e.g. [19, 20] for reviews). The imaginary part of the modes is similarly related to the Lyapunov exponent, (the inverse of) the instability timescale associated with null geodesic motion [21].

This connection between null geodesics and QNMs has been explored in depth for Kerr black holes [22–26]. Our goal here is to extend this connection beyond the Kerr spacetime, and to turn it into a practical scheme to test experimentally whether a set of QNM frequencies (such as those potentially observable by LIGO) is consistent with the dynamics of the Kerr spacetime.

The remainder of the paper is structured as follows. In Section IA we briefly discuss the inherent difficulty in computing QNMs in non-GR theories of gravity and motivate the use of the eikonal limit approximation. Section IB provides a practical summary of the post-Kerr toolkit and the main result of the paper, namely, the eikonal QNM formulae. In Section II we study circular null geodesics (“light rings”) in a general stationary axisymmetric spacetime. In Sec. III we specialize these results to the case of a general post-Kerr metric and calculate the associated light ring frequency and Lyapunov exponent. In Section IV we consider the Johannsen-Psaltis (JP) deformed Kerr metric and compute eikonal QNM frequencies for both small and generic deviations from Kerr. Our concluding remarks can be found in Section V. Some technical material and lengthy equations are collected in the Appendices.

* kostas@um.es

† georgios.pappas@tecnico.ulisboa.pt

‡ hosilva@phy.olemiss.edu

§ eberti@olemiss.edu

A. The eikonal post-Kerr parametrization scheme

The post-Kerr scheme of this paper is based on the use of eikonal limit formulae for a QNM’s real and imaginary parts. This approach is dictated more by necessity than by choice. Computing QNMs in generic non-GR theories is unrealistic, because black hole perturbation theory should be developed (in principle) for any given choice of the field equations. There have been attempts to build such a formalism for specific classes of theories, such as Horndeski gravity. However these attempts are usually limited to spherical symmetry, and they often lead to the conclusion that large classes of black hole solutions are unstable [27, 28]. As far as we know, QNM frequencies in modified gravity were computed only in a handful of cases, specifically in Einstein-dilaton-Gauss-Bonnet [29–31] and dynamical Chern-Simons [32, 33] theories, and even then only for spherically symmetric black hole solutions. These calculations are therefore of limited utility in data analysis applications, both because they must be developed on a case-by-case basis, and because the remnant of a binary black hole merger is almost inevitably a rotating black hole¹.

Relying on the eikonal limit/QNM link is a reasonable alternative strategy, reinforced by the fact that it is known to perform surprisingly well in the case of the Kerr spacetime as long as one is interested in approximating the *fundamental* QNM for a given (ℓ, m) multipole [23–26]. This is the mode associated with the spacetime’s circular null geodesics and with the peak of the radial potential that determines the properties of wave scattering after separating angular variables in the perturbation equations (see e.g. [36]).

The light ring/QNM correspondence should be broadly valid in modified theories of gravity that can be used as tests of GR provided that (i) gravitational waves propagate with the speed of light (e.g. Lorentz-violating theories likely fall short of this requirement [6]) and (ii) deviations from the Einstein field equations (and deviations of the corresponding black hole solutions from Kerr) can be parametrized by some small perturbative parameter [37].

Our post-Kerr formalism implicitly assumes a “Kerr-like” situation, in the sense that the non-Kerr spacetime should admit a single geodesic light ring structure that can be physically connected to the observed QNM signal. In fact, these fundamental QNMs are known to dominate the spacetime’s perturbative dynamics as it happens, for example, in the case of general relativistic Kerr black holes and ultracompact stars [19, 20].

This restriction aside, the post-Kerr scheme can handle equally well “bumpy Kerr metrics” (i.e. makeshift deformed Kerr metrics that are not consistent solutions

of any gravitational field equations, see e.g. [37, 38] for reviews) and known black hole spacetime solutions produced by modified theories of gravity (but for which the QNM perturbation calculation is often very complicated or impractical) [6, 37].

As an illustrative application, in this paper we study the JP “bumpy Kerr” metric [39] (see Section IV below). There is an abundance of “bumpy” black hole metrics that could be considered for data analysis applications, such as those proposed in Refs. [40–42].

Besides focusing on the fundamental QNMs, in this paper we exclusively study the $\ell = |m|$ angular multipoles. There is good reason for this choice, since these modes are considered to be the most powerful emitters of gravitational waves, and as a consequence the most easily detectable by gravitational wave observatories [10–12, 14, 43–51]. At the same time they are the easiest to model with the eikonal approximation, since they are associated with equatorial photon orbits (more specifically, a positive/negative m corresponds to prograde/retrograde orbital motion).

In order to facilitate the comparison between Kerr and non-Kerr QNMs we need to express the former in an eikonal form. To this end we introduce the “offset” function $\beta_K(a)$ defined by

$$\omega_K = \sigma_K + \beta_K, \quad (1)$$

where ω_K is the exact Kerr QNM frequency and σ_K is the analytically known, eikonal-limit formula [22, 52]. The offset function $\beta_K(a)$ can be obtained via numerical fits to tabulated Kerr QNM data [10, 20]. These fits and their accuracy are discussed in Appendix A.

An eikonal QNM frequency σ can be obtained from the properties of the equatorial light ring of a given non-Kerr spacetime. Then, an *observed* QNM frequency ω_{obs} , gleaned from gravitational wave data, is match-filtered by the complex-valued “template”,

$$\omega_{\text{obs}} = \sigma + \beta_K. \quad (2)$$

A genuine Kerr QNM signal obviously implies $\sigma = \sigma_K$. On the other hand, the combination of a non-Kerr spacetime *and* a non-Kerr light ring structure is bound to lead to a mismatch

$$\omega_{\text{obs}} - \omega_K = \sigma - \sigma_K \neq 0. \quad (3)$$

In practice (and taking into account the recent gravitational wave observations of merging black holes) we would expect to face situations where the deviation from Kerr is small. This means that it makes sense to employ a simpler post-Kerr form $\sigma = \sigma_K + \delta\sigma$ and get

$$\delta\sigma = \omega_{\text{obs}} - \omega_K, \quad (4)$$

with $\delta\sigma$ encoding the deviation from the Kerr metric. A large portion of this paper is devoted to the explicit calculation of this parameter; the final outcome will be a

¹ Producing a Schwarzschild remnant requires an astrophysically unrealistic fine-tuning of the parameters of the merging binary, such that the individual black hole spins exactly cancel the orbital angular momentum at merger [34, 35].

fully *algebraic* expression in terms of M , a and leading-order metric deviations from Kerr evaluated at the Kerr light ring. The derivation of a similar algebraic result for a general non-Kerr spacetime is *not* possible, for the simple reason that the radial location of the light ring comes as a solution of a transcendental equation.

The proposed parametrization is a simple *null test*: $\delta\sigma = 0$ if and only if the spacetime is exactly described by the Kerr metric. This scheme fails in the special (and presumably highly unlikely!) case of a non-Kerr metric with a Kerr light ring. It is also obvious that, if present, the measured deviation from Kerr will carry some amount of inaccuracy due to the use of the Kerr offset β_K .

B. The post-Kerr QNM toolkit summarized

This section collects the key elements of the post-Kerr formalism in the form of a “toolkit” that can be used in the construction of parametrized QNM templates. The detailed calculations leading to these results are presented in subsequent sections. A remark about notation: the label “ph” identifies Kerr parameters evaluated at the Kerr circular photon orbit r_{ph} while Kerr functions at an arbitrary radius are labelled by a “K”. Non-Kerr parameters are identified by a subscript “0”.

The main idea is to work with a simple, perturbative post-Kerr metric correction $h_{\mu\nu}$, such that a general axisymmetric-stationary metric is expressed in the form

$$g_{\mu\nu} = g_{\mu\nu}^{\text{K}}(r) + \epsilon h_{\mu\nu}(r) + \mathcal{O}(\epsilon^2), \quad (5)$$

where $g_{\mu\nu}^{\text{K}}$ is the Kerr metric and we only keep leading-order terms in the perturbative parameter ϵ . Also, the θ -dependence has been suppressed, as we are considering equatorial orbits.

This expansion can be used to find modifications to the Kerr light ring radius (the upper/lower sign corresponds to prograde/retrograde motion)

$$r_{\text{ph}} = 2M \left\{ 1 + \cos \left[\frac{2}{3} \cos^{-1} \left(\mp \frac{a}{M} \right) \right] \right\}, \quad (6)$$

and to the Kerr light ring angular frequency

$$\Omega_{\text{ph}} = \pm \frac{M^{1/2}}{r_{\text{ph}}^{3/2} \pm aM^{1/2}}. \quad (7)$$

The result is

$$r = r_{\text{ph}} + \epsilon\delta r + \mathcal{O}(\epsilon^2), \quad (8)$$

$$\Omega = \Omega_{\text{ph}} + \epsilon\delta\Omega + \mathcal{O}(\epsilon^2), \quad (9)$$

where the shifts δr and $\delta\Omega$ can be computed by expanding the light ring equation. The explicit forms of these post-Kerr modifications are

$$\delta r = -\frac{1}{6}h'_{\varphi\varphi} + \frac{(r_{\text{ph}} - M)^{-1}}{6r_{\text{ph}}} \left\{ C_{tt}h'_{tt} \pm 4(C_{t\varphi}h'_{t\varphi} + D_{t\varphi}h_{t\varphi}) + 4M[(3r_{\text{ph}}^2 + a^2)h_{tt} + h_{\varphi\varphi}] \right\} \quad (10)$$

and

$$\delta\Omega_0 = \mp \left(\frac{M}{r_{\text{ph}}} \right)^{1/2} \left[h_{\varphi\varphi} \pm \left(\frac{r_{\text{ph}}}{M} \right)^{1/2} (r_{\text{ph}} + 3M)h_{t\varphi} + (3r_{\text{ph}}^2 + a^2)h_{tt} \right] / [(r_{\text{ph}} - M)(3r_{\text{ph}}^2 + a^2)], \quad (11)$$

where

$$D_{t\varphi} = (Mr_{\text{ph}})^{1/2}(r_{\text{ph}} + 3M), \quad (12)$$

$$C_{tt} = -(a^2 + 63M^2)r_{\text{ph}}^2 + (135M^2 - 11a^2)Mr_{\text{ph}} - 60M^2a^2, \quad (13)$$

$$C_{t\varphi} = (Mr_{\text{ph}})^{1/2}(3Mr_{\text{ph}} - 2r_{\text{ph}}^2 - a^2). \quad (14)$$

In these expressions a prime stands for d/dr and $h_{\mu\nu}$ and its derivatives are to be evaluated at r_{ph} .

Apart from the light ring frequency shift, the formalism makes contact with the local divergence rate of photon orbits grazing the light ring. These orbits can be approximated near the light ring as,

$$r(t) \approx r_0 (1 + \mathcal{C}e^{\pm\gamma_0 t}), \quad (15)$$

where \mathcal{C} is a constant. The divergence rate of photon orbits grazing the light ring γ_0 (which is essentially the Lyapunov exponent for these orbits) is also modified with respect to its Kerr value:

$$\gamma_0 = \gamma_{\text{ph}} + \epsilon\delta\gamma_0 + \mathcal{O}(\epsilon^2). \quad (16)$$

The Kerr expression for this parameter is [22, 52]

$$\gamma_{\text{ph}} = 2\sqrt{3M} \frac{\Delta_{\text{ph}}\Omega_{\text{ph}}}{r_{\text{ph}}^{3/2}(r_{\text{ph}} - M)}, \quad (17)$$

where $\Delta_{\text{ph}} = r_{\text{ph}}^2 - 2Mr_{\text{ph}} + a^2$.

For the post-Kerr shift we find the rather complicated result

$$\delta\gamma_0 = \mp \frac{4M^2}{\sqrt{3}} \left\{ (r_{\text{ph}} + 3M) [G_{tt}h''_{tt} + G_{\varphi\varphi}h''_{\varphi\varphi} + 2Z_{tt}h'_{tt} + 2Z_{\varphi\varphi}h'_{\varphi\varphi} \pm (M/r_{\text{ph}})^{1/2} (G_{t\varphi}h'_{t\varphi} + 4Z_{t\varphi}h'_{t\varphi}) + 6E_{rr}h_{rr}] + 2M(S_{tt}h_{tt} + S_{\varphi\varphi}h_{\varphi\varphi} \pm S_{t\varphi}h_{t\varphi}) \right\} / [\Delta_{\text{ph}}r_{\text{ph}}^5(r_{\text{ph}} + 3M)^2(r_{\text{ph}} - M)^3], \quad (18)$$

where the various coefficients are listed in Appendix C.

The eikonal-limit formulae for the QNM frequency $\sigma = \sigma_{\text{R}} + i\sigma_{\text{I}}$ associated with the light ring are

$$\sigma_{\text{R}} = m\Omega_0, \quad \sigma_{\text{I}} = -\frac{1}{2}|\gamma_0|. \quad (19)$$

Their post-Kerr approximation is the principal result of this paper:

$$\sigma_{\text{R}} = m(\Omega_{\text{ph}} + \epsilon\delta\Omega_0), \quad (20)$$

$$\sigma_{\text{I}} = -\frac{1}{2}|\gamma_{\text{ph}} + \epsilon\delta\gamma_0|. \quad (21)$$

Both quantities are functions of the Kerr parameters M , a and of the post-Kerr metric correction $h_{\mu\nu}$ evaluated at the Kerr light ring r_{ph} . The imaginary part σ_{I} in addition depends on the first and second derivatives of $h_{\mu\nu}$.

II. LIGHT RING IN A GENERAL STATIONARY AXISYMMETRIC SPACETIME

In this section we consider circular photon orbits in a spacetime that is stationary and axisymmetric, but otherwise arbitrary. The special case of the Kerr metric is textbook material that we review (mostly to establish notation) in Appendix B.

A. Equatorial photon orbits

As pointed out earlier, we are interested in equatorial null geodesics. The four-velocity normalization gives,

$$g_{tt}(u^t)^2 + 2g_{t\varphi}u^t u^\varphi + g_{rr}(u^r)^2 + g_{\varphi\varphi}(u^\varphi)^2 = 0. \quad (22)$$

Given the imposed symmetries, any geodesic has a conserved energy $E = -u_t$ and angular momentum $L = u_\varphi$ (both per unit mass). These relations can be inverted:

$$u^t = \frac{1}{\mathcal{D}} (g_{\varphi\varphi}E + g_{t\varphi}L), \quad (23)$$

$$u^\varphi = -\frac{1}{\mathcal{D}} (g_{tt}L + g_{t\varphi}E), \quad (24)$$

where $\mathcal{D} \equiv g_{t\varphi}^2 - g_{tt}g_{\varphi\varphi}$. From these we can immediately obtain the (coordinate) azimuthal angular frequency,

$$\Omega = \frac{d\varphi}{dt} = \frac{u^\varphi}{u^t} = -\frac{g_{tt}L + g_{t\varphi}E}{g_{t\varphi}L + g_{\varphi\varphi}E}. \quad (25)$$

After eliminating the two velocities in (22) we obtain an effective potential equation for the radial motion:

$$\mathcal{D}g_{rr}(u^r)^2 = g_{\varphi\varphi}E^2 + 2g_{t\varphi}EL + g_{tt}L^2 \equiv V_{\text{eff}}. \quad (26)$$

If the orbit has a turning point ($u^r = 0$) at r_p , then

$$g_{\varphi\varphi}(r_p) + 2g_{t\varphi}(r_p)b + g_{tt}(r_p)b^2 = 0, \quad (27)$$

where we introduced the impact parameter:

$$b \equiv \frac{L}{E}. \quad (28)$$

At the same time, Eq. (22) can be written as

$$g_{tt}(r_p) + 2g_{t\varphi}(r_p)\Omega_p + g_{\varphi\varphi}(r_p)\Omega_p^2 = 0, \quad (29)$$

where $\Omega_p \equiv \Omega(r_p)$. Thus, at any turning point

$$\Omega_p = \frac{1}{b} \Leftrightarrow E = \Omega_p L. \quad (30)$$

Obviously, this simple relation will hold for a circular photon orbit as well.

B. Light ring

Circular motion at a radius $r = r_0$ must meet the following two conditions:

$$V_{\text{eff}}(r_0) = 0, \quad V'_{\text{eff}}(r_0) = 0. \quad (31)$$

Both equations lead to quadratics of b :

$$g_{tt}b^2 + 2g_{t\varphi}b + g_{\varphi\varphi} = 0, \quad (32)$$

$$g'_{tt}b^2 + 2g'_{t\varphi}b + g'_{\varphi\varphi} = 0. \quad (33)$$

In solving these we follow the same steps as in the corresponding analysis of Kerr orbits (see Appendix B). From Eq. (33) we get

$$b = \frac{1}{g'_{tt}} \left(-g'_{t\varphi} \mp W^{1/2} \right), \quad W = (g'_{t\varphi})^2 - g'_{tt}g'_{\varphi\varphi}, \quad (34)$$

where the upper (lower) sign corresponds to prograde (retrograde) motion. Inserting this in Eq. (32) we obtain the light ring equation:

$$g_{\varphi\varphi}(g'_{tt})^2 + 2g_{tt}(g'_{t\varphi})^2 - g'_{tt} (g_{tt}g'_{\varphi\varphi} + 2g_{t\varphi}g'_{t\varphi}) \mp 2W^{1/2} (g_{t\varphi}g'_{tt} - g_{tt}g'_{t\varphi}) = 0. \quad (35)$$

The angular frequency Ω_0 at the light ring² is obtained with the help of Eq. (30),

$$\Omega_0 = \frac{g'_{tt}}{-g'_{t\varphi} \mp W^{1/2}}. \quad (36)$$

In the Kerr metric limit, $g_{\mu\nu} \rightarrow g_{\mu\nu}^K$, Eqs. (34)-(36) reduce to well known expressions [cf. Eqs. (B7), (B8) and (B11) in Appendix B].

C. Orbiting near the light ring

The association between the light ring structure and the spacetime's fundamental QNM frequency requires, apart from the properties of the circular photon orbits themselves, the study of orbits that approach the light ring from far away and asymptotically tend to become circular. In other words these are parabolic-like orbits with their periapsis located at r_0 . The rate with which these orbits “zoom-whirl” towards the light ring is the key parameter connected to the imaginary part of the

² It should be pointed out that the two angular frequency expressions (30) and (36) hold for orbits of massive particles as well. Interestingly, the latter expression has a hidden “symmetry” that allows it to take the equivalent “inverted” form $\Omega_0 = (-g'_{t\varphi} \pm W^{1/2})/g'_{\varphi\varphi}$. This is of course a consequence of the high symmetry of the underlying spacetime.

eikonal QNM (in the Kerr spacetime there is also a direct link between this parameter and the curvature of the wave potential at the location of its maximum).

Considering non-circular equatorial photon orbits, we follow the textbook approach and use the auxiliary radial variable $\mathcal{U} = 1/r$. Then,

$$\frac{d\mathcal{U}}{d\varphi} = -\mathcal{U}^2 \frac{u^r}{u^\varphi}. \quad (37)$$

After eliminating u^φ and u^r with the help of (24) and (26), we arrive at a Binet-type equation describing the shape $r(\varphi)$ of the orbit:

$$\left(\frac{d\mathcal{U}}{d\varphi}\right)^2 = \frac{\mathcal{U}^4 \mathcal{D} (g_{tt}b^2 + 2g_{t\varphi}b + g_{\varphi\varphi})}{g_{rr} (g_{tt}b + g_{t\varphi})^2} \equiv f(\mathcal{U}). \quad (38)$$

Given that $\mathcal{U}_0 = 1/r_0$ is a turning point, we should have

$$f(\mathcal{U}_0) = f'(\mathcal{U}_0) = 0 = \frac{df}{d\mathcal{U}}(\mathcal{U}_0). \quad (39)$$

The portion of the orbit near the light ring can be studied via an expansion

$$\mathcal{U} = \mathcal{U}_0 + \varepsilon \mathcal{U}_1 + \mathcal{O}(\varepsilon^2), \quad \varepsilon \ll 1. \quad (40)$$

The leading order perturbative term solves

$$\frac{d\mathcal{U}_1}{d\varphi} = \pm \kappa_0 \mathcal{U}_1, \quad (41)$$

where we have defined

$$\kappa_0^2 = \frac{1}{2} \frac{d^2 f}{d\mathcal{U}^2}(\mathcal{U}_0) = \frac{f''(\mathcal{U}_0)}{2\mathcal{U}_0^4}. \quad (42)$$

For the second r -derivative of f at \mathcal{U}_0 we find

$$f''(\mathcal{U}_0) = \mathcal{U}_0^4 \frac{\mathcal{D} (g''_{tt}b^2 + 2g''_{t\varphi}b + g''_{\varphi\varphi})}{g_{rr} (g_{tt}b + g_{t\varphi})^2}, \quad (43)$$

and this leads to

$$\kappa_0^2 = \frac{\mathcal{D} (g''_{tt}b^2 + 2g''_{t\varphi}b + g''_{\varphi\varphi})}{2g_{rr}(g_{tt}b + g_{t\varphi})^2}. \quad (44)$$

Eq. (41) admits the exponential solutions

$$\mathcal{U}_1 = C e^{\pm \kappa_0 \varphi} \quad (C = \text{const}). \quad (45)$$

This can be written as a time domain expression with the simple substitution $\varphi = \Omega_0 t + \text{const}$. The resulting equation describes the convergence/divergence of our light ring-grazing orbits as a function of time:

$$\mathcal{U}(t) \approx \mathcal{U}_0 + \varepsilon C e^{\pm \gamma_0 t}, \quad (46)$$

where C has been rescaled and

$$\gamma_0 \equiv |\kappa_0 \Omega_0|. \quad (47)$$

This $\mathcal{U}(t)$ expression illustrates the role of the parameter γ_0 as a measure of the local divergence rate of null geodesics at r_0 . In other words, γ_0 is the Lyapunov exponent of these orbits.

III. POST-KERR LIGHT RING FORMALISM AND EIKONAL QNM

So far our analysis has been based on the use of a general stationary-axisymmetric metric. As we have seen in the preceding sections, we can derive the light ring's angular frequency Ω_0 [Eq. (36)] and Lyapunov exponent γ_0 [Eq. (47)] as functions of the metric $g_{\mu\nu}$ and its derivatives evaluated at the light ring's radius r_0 . Once these parameters have been calculated, the eikonal QNM frequency can be obtained immediately via Eqs. (19). The main drawback of this general approach is that r_0 is not known beforehand, but must be computed by solving Eq. (35) which, in general, is a transcendental expression.

A. Post-Kerr light ring

A more practical approach, closer to the spirit of producing QNM templates that could be used as a measuring device of the ‘‘Kerness’’ of black holes seen by gravitational wave detectors, is that of adopting a simpler post-Kerr metric of the form

$$g_{\mu\nu} = g_{\mu\nu}^{\text{K}}(r) + \varepsilon h_{\mu\nu}(r) + \mathcal{O}(\varepsilon^2), \quad (48)$$

and working to first order with respect to the metric deviation $h_{\mu\nu}$. Note that we use an index K to label Kerr spacetime parameters and we only consider the equatorial hypersurface.

According to this recipe, the orbital frequency (36) can be approximated as

$$\Omega(r) = \Omega_{\text{K}}(r) + \varepsilon \delta\Omega(r) + \mathcal{O}(\varepsilon^2), \quad (49)$$

where

$$\Omega_{\text{K}}(r) = \pm \frac{M^{1/2}}{r^{3/2} \pm aM^{1/2}}, \quad (50)$$

$$\delta\Omega(r) = \mp \frac{1}{4} \Omega_{\text{K}} \left(\frac{r}{M}\right)^{1/2} \left[2h'_{t\varphi} + \Omega_{\text{K}} h'_{\varphi\varphi} + \frac{\Omega_{\text{K}}}{M} \left(r^3 \pm 2aM^{1/2}r^{3/2} + Ma^2 \right) h'_{tt} \right]. \quad (51)$$

These expressions need to be combined with the modified light ring radius

$$r_0 = r_{\text{ph}} + \varepsilon \delta r + \mathcal{O}(\varepsilon^2), \quad (52)$$

where r_{ph} is the Kerr light ring [see Eq. (6)]. The shift δr can be computed by expanding the light ring equation (35). After some algebra and repeated use of the Kerr light ring equation (B8) we find:

$$\delta r = -\frac{1}{6} h'_{\varphi\varphi} + \frac{(r_{\text{ph}} - M)^{-1}}{6r_{\text{ph}}} \left\{ C_{tt} h'_{tt} \pm 4 (C_{t\varphi} h'_{t\varphi} + 4D_{t\varphi} h_{t\varphi}) + 4M [(3r_{\text{ph}}^2 + a^2) h_{tt} + h_{\varphi\varphi}] \right\}, \quad (53)$$

where from now on it is understood that $h_{\mu\nu}$ and its derivatives are to be evaluated at r_{ph} . The coefficients $C_{tt}, D_{t\varphi}, C_{t\varphi}$ have already been given in Section IB.

The angular frequency at the light ring is given by the expansion,

$$\begin{aligned}\Omega_0 &= \Omega_{\text{ph}} + \epsilon [\delta\Omega_{\text{ph}} + B_{\text{ph}}\delta r] + \mathcal{O}(\epsilon^2) \\ &\equiv \Omega_{\text{ph}} + \epsilon\delta\Omega_0,\end{aligned}\quad (54)$$

where $\Omega_{\text{ph}} = \Omega_{\text{K}}(r_{\text{ph}})$ is the Kerr light ring frequency, and $\delta\Omega_{\text{ph}} = \delta\Omega(r_{\text{ph}})$. The net frequency shift $\delta\Omega_0$ receives contributions from both $\delta\Omega$ and δr . For these partial contributions we find

$$\begin{aligned}\delta\Omega_{\text{ph}} &= \mp \frac{(M/r_{\text{ph}})^{1/2}}{(r_{\text{ph}} + 3M)^2} \left[h'_{\varphi\varphi} + (3r_{\text{ph}}^2 + a^2)h'_{tt} \right. \\ &\quad \left. \pm \left(\frac{r_{\text{ph}}}{M}\right)^{1/2} (r_{\text{ph}} + 3M)h'_{t\varphi} \right],\end{aligned}\quad (55)$$

$$B_{\text{ph}} = \mp 6 \frac{(M/r_{\text{ph}})^{1/2}}{(r_{\text{ph}} + 3M)^2}.\quad (56)$$

After assembling the two pieces we obtain the total post-Kerr frequency shift,

$$\begin{aligned}\delta\Omega_0 &= \mp \left(\frac{M}{r_{\text{ph}}}\right)^{1/2} \left[h_{\varphi\varphi} \pm \left(\frac{r_{\text{ph}}}{M}\right)^{1/2} (r_{\text{ph}} + 3M)h_{t\varphi} \right. \\ &\quad \left. + (3r_{\text{ph}}^2 + a^2)h_{tt} \right] / [(r_{\text{ph}} - M)(3r_{\text{ph}}^2 + a^2)].\end{aligned}\quad (57)$$

Interestingly, this expression turns out to be independent of the metric derivatives $h'_{tt}, h'_{t\varphi}, h'_{\varphi\varphi}$.

Having obtained the post-Kerr light ring radius and frequency, we next turn our attention to photon ring-grazing orbits and the associated Lyapunov exponent.

B. Post-Kerr Lyapunov exponent

In this section we derive a post-Kerr formula for the Lyapunov exponent $\gamma_0 = |\kappa_0\Omega_0|$, see Eq. (47). To this end, and given that we already have a post-Kerr expression for Ω_0 , we only need to expand the κ_0 parameter. From (44) we find

$$\kappa_0^2 = \kappa_{\text{ph}}^2 + \epsilon (\kappa_{\delta r}^2 + \kappa_h^2) + \mathcal{O}(\epsilon^2).\quad (58)$$

The first term is the Kerr $\kappa_{\text{K}}^2(r)$ evaluated at $r = r_{\text{ph}}$:

$$\kappa_{\text{ph}}^2 = \frac{12M\Delta_{\text{ph}}^2}{r_{\text{ph}}^3(r_{\text{ph}} - M)^2}.\quad (59)$$

The term $\kappa_{\delta r}$ originates from $\kappa_{\text{K}}(r)$ when evaluated at the post-Kerr light ring $r_0 = r_{\text{ph}} + \epsilon\delta r$. We find,

$$\kappa_{\delta r}^2 = -\frac{24MR_{\text{ph}}\delta r}{r_{\text{ph}}^4(r_{\text{ph}} - M)^3} \left(\frac{M}{r_{\text{ph}}}\right)^{3/2},\quad (60)$$

where

$$\begin{aligned}R_{\text{ph}} &= (19M^2 + 26a^2)Mr_{\text{ph}}^2 + 3Ma^2(8M^2 + 7a^2) \\ &\quad - (54M^4 + 40M^2a^2 - 4a^4)r_{\text{ph}}.\end{aligned}\quad (61)$$

Finally, the term κ_h^2 is produced by the $h_{\mu\nu}$ perturbation:

$$\kappa_h^2 = -\frac{4\Delta_{\text{ph}}H_{\text{ph}}}{r_{\text{ph}}^4(r_{\text{ph}} - M)^3} \left(\frac{M}{r_{\text{ph}}}\right)^{3/2}.\quad (62)$$

The quantity H_{ph} is an algebraic function of $h_{\mu\nu}$ and its first and second order derivatives:

$$\begin{aligned}H_{\text{ph}} &= \frac{1}{2} \left(\frac{r_{\text{ph}}}{M}\right)^{1/2} (r_{\text{ph}} - M) [6\Delta_{\text{ph}}^2 h_{rr} - r_{\text{ph}}^2 \Delta_{\text{ph}} h''_{\varphi\varphi} \\ &\quad - 6r_{\text{ph}}(r_{\text{ph}} - 2M)h_{\varphi\varphi}] \pm r_{\text{ph}}\Delta_{\text{ph}}W_{t\varphi}h'_{t\varphi} \\ &\quad \mp 2r_{\text{ph}}M_{t\varphi} [r_{\text{ph}}\Delta_{\text{ph}}h''_{t\varphi} + 6(r_{\text{ph}} - 2M)h_{t\varphi}] \\ &\quad + \left(\frac{r_{\text{ph}}}{M}\right)^{1/2} r_{\text{ph}} [3K_{tt}h_{tt} - \Delta_{\text{ph}}(Q_{tt}h'_{tt} + r_{\text{ph}}J_{tt}h''_{tt})] \\ &\quad + r_{\text{ph}}\Delta_{\text{ph}} \left(\frac{r_{\text{ph}}}{M}\right)^{1/2} (2r_{\text{ph}} - 5M)h'_{\varphi\varphi},\end{aligned}\quad (63)$$

where the coefficients $Q_{tt}, J_{tt}, K_{tt}, W_{t\varphi}, M_{t\varphi}$ are binomials in r_{ph} , see Appendix C. The total post-Kerr κ_0 is:

$$\kappa_0 = \kappa_{\text{ph}} + \epsilon \frac{\kappa_{\delta r}^2 + \kappa_h^2}{2\kappa_{\text{ph}}} \equiv \kappa_{\text{ph}} + \epsilon\delta\kappa_0.\quad (64)$$

With the help of our previous results this leads to

$$\delta\kappa_0 = -\frac{2M}{\sqrt{3}} \frac{N_{\text{ph}}}{r_{\text{ph}}^5 \Delta_{\text{ph}}} (r_{\text{ph}} - M)^{-3},\quad (65)$$

where N_{ph} takes the symbolic form

$$\begin{aligned}N_{\text{ph}} &= (Mr_{\text{ph}})^{1/2} (G_{\varphi\varphi}h''_{\varphi\varphi} + G_{tt}h''_{tt} + 2Z_{tt}h'_{tt} + 2Z_{\varphi\varphi}h'_{\varphi\varphi} \\ &\quad + 2E_{tt}h_{tt} + 2E_{\varphi\varphi}h_{\varphi\varphi} + 6E_{rr}h_{rr}) \\ &\quad \pm M (G_{t\varphi}h''_{t\varphi} + 4Z_{t\varphi}h'_{t\varphi} + 8E_{t\varphi}h_{t\varphi}).\end{aligned}\quad (66)$$

All of the coefficients appearing in this expression are binomials with respect to r_{ph} and are listed in Appendix C.

The post-Kerr expanded γ_0 takes the form,

$$\gamma_0 = \kappa_{\text{ph}}\Omega_{\text{ph}} + \epsilon (\Omega_{\text{ph}}\delta\kappa_0 + \kappa_{\text{ph}}\delta\Omega_0) \equiv \gamma_{\text{ph}} + \epsilon\delta\gamma_0.\quad (67)$$

After assembling the previous results we obtain

$$\begin{aligned} \delta\gamma_0 = & \mp \frac{4M^2}{\sqrt{3}\Delta_{\text{ph}}r_{\text{ph}}^5} (r_{\text{ph}} + 3M)^{-2} (r_{\text{ph}} - M)^{-3} \left[(r_{\text{ph}} + 3M) (G_{tt}h''_{tt} + G_{\varphi\varphi}h''_{\varphi\varphi} + 2Z_{tt}h'_{tt} + 2Z_{\varphi\varphi}h'_{\varphi\varphi} + 6E_{rr}h_{rr}) \right. \\ & \left. \pm (r_{\text{ph}} + 3M) \left(\frac{M}{r_{\text{ph}}}\right)^{1/2} (G_{t\varphi}h''_{t\varphi} + 4Z_{t\varphi}h'_{t\varphi}) + 2M (S_{tt}h_{tt} + S_{\varphi\varphi}h_{\varphi\varphi} \pm S_{t\varphi}h_{t\varphi}) \right], \end{aligned} \quad (68)$$

where $S_{tt}, S_{t\varphi}, S_{\varphi\varphi}$ can also be found in Appendix C.

Having at hand the post-Kerr deviations $\delta\Omega_0$ [Eq. (57)] and $\delta\gamma_0$ [Eq. (68)] for the light ring orbital frequency and Lyapunov exponent, it is straightforward to proceed to our ultimate goal: the construction of the post-Kerr QNM eikonal formulae. These final results have already been presented in Section IB [Eqs. (20) and (21)].

IV. A POST-KERR APPLICATION: THE JOHANNSEN-PSALTIS METRIC

As an example of a non-Kerr spacetime we now consider the JP “bumpy Kerr” metric. In the JP model [39], the “bumps” are introduced by the function:

$$h(r, \theta) = \sum_{k=0}^{\infty} \left(\varepsilon_{2k} + \varepsilon_{2k+1} \frac{Mr}{\Sigma} \right) \left(\frac{M^2}{\Sigma} \right)^k, \quad (69)$$

where $\Sigma = r^2 + a^2 \cos^2 \theta$ and ε_k are freely adjustable parameters. Johannsen and Psaltis showed that the first two parameters ε_0 and ε_1 must be zero if we require asymptotic flatness, and that experimental constraints imply that ε_2 must be small: $|\varepsilon_2| < 4.6 \times 10^{-4}$ [39]. For these reasons we can parametrize perturbations of the Kerr metric using a single function

$$h(r, \theta) = \varepsilon_3 \frac{M^3 r}{\Sigma^2} \quad (70)$$

that is proportional to the first unconstrained parameter, ε_3 . The modified metric components read

$$g_{tt}^{\text{JP}} = (1 + h)g_{tt}^{\text{K}}, \quad g_{t\varphi}^{\text{JP}} = (1 + h)g_{t\varphi}^{\text{K}}, \quad (71)$$

$$g_{rr}^{\text{JP}} = g_{rr}^{\text{K}}(1 + h) \left(1 + h \frac{a^2 \sin^2 \theta}{\Delta} \right)^{-1}, \quad (72)$$

$$g_{\varphi\varphi}^{\text{JP}} = g_{\varphi\varphi}^{\text{K}} + ha^2 \left(1 + \frac{2Mr}{\Sigma} \right) \sin^4 \theta, \quad g_{\theta\theta}^{\text{JP}} = g_{\theta\theta}^{\text{K}}, \quad (73)$$

where $\Delta = r^2 - 2Mr + a^2$. When viewed as a truncated equatorial post-Kerr metric, $g_{\mu\nu}^{\text{JP}} = g_{\mu\nu}^{\text{K}} + \varepsilon h_{\mu\nu}^{\text{JP}} + \mathcal{O}(\varepsilon^2)$,

the relevant JP metric components are

$$h_{tt}^{\text{JP}} = - \left(1 - \frac{2M}{r} \right) \left(\frac{M}{r} \right)^3, \quad (74)$$

$$h_{t\varphi}^{\text{JP}} = - \frac{2Ma}{r} \left(\frac{M}{r} \right)^3, \quad (75)$$

$$h_{rr}^{\text{JP}} = \frac{r^4}{\Delta^2} \left(1 - \frac{2M}{r} \right) \left(\frac{M}{r} \right)^3, \quad (76)$$

$$h_{\varphi\varphi}^{\text{JP}} = a^2 \left(\frac{M}{r} \right)^3 \left(1 + \frac{2M}{r} \right), \quad (77)$$

$$h_{\theta\theta}^{\text{JP}} = 0. \quad (78)$$

The deformation parameter ε_3 is generally assumed to take values up to $\mathcal{O}(10)$ [53], and from the asymptotic structure of the metric it would correspond to a GR quadrupole deformation of the form

$$Q_{\text{JP}} = [-(a/M)^2 + \varepsilon_3] M^3 = Q_{\text{Kerr}} + \varepsilon_3 M^3. \quad (79)$$

Strictly speaking, the JP metric is not a vacuum spacetime, therefore the moments do not enter as simple coefficients in the metric, as one would have in the vacuum exterior of an object in GR. Therefore the statement above should be taken with a grain of salt.

A. Numerical calculation of the light ring

To determine the circular photon orbit we need to solve Eqs. (31). For the JP metric, these reduce to the system

$$0 = (\varepsilon_3 M^3 + 4r^3)(a^2 - b^2) + 6Mr^2(a - b)^2 + 6r^5, \quad (80)$$

$$0 = (\varepsilon_3 M^3 + r^3) [2M(a - b)^2 + r(a^2 - b^2)] + r^6. \quad (81)$$

Unfortunately this system does not admit a simple analytic solution, but we can find the radius r_0 and impact parameter b_0 of the circular photon orbit numerically. In Fig. 1 we compare the radius of the Kerr light ring against the corresponding radius r_0 for the JP metric with selected values of the parameter ε_3 that correspond to either oblate ($\varepsilon_3 < 0$) or prolate ($\varepsilon_3 > 0$) deformations. For concreteness we set $|\varepsilon_3| = 0.1$ (curves that barely deviate from the Kerr curve), $|\varepsilon_3| = 1$ and $|\varepsilon_3| = 10$ (curves for which the deviation from Kerr is the largest).

In the left panel of Fig. 2 we plot the QNM frequency $2M\Omega_0$ obtained using the JP light ring frequency $\Omega_0 = 1/b_0$ for selected values of the parameter ε_3 , and

we compare it to the corresponding frequency computed using the Kerr light ring frequency Ω_{ph} .

The Lyapunov exponent (47) for the JP non-Kerr spacetime, after some algebra, takes the form

$$\gamma_0 = \gamma_{\text{K}}(r_0, b_0) \left[1 + \varepsilon_3 \left(\frac{M}{r_0} \right)^3 f_1 + \varepsilon_3^2 \left(\frac{M}{r_0} \right)^6 f_2 \right]^{1/2}, \quad (82)$$

where

$$f_1 = \frac{r_0 (b_0^2 - a^2) + 2M(a - b_0)^2 - 4r_0^3}{4M(a - b_0)^2 + r_0(a^2 - b_0^2)}, \quad (83)$$

$$f_2 = \frac{4ab_0M - 2a^2(M + r_0) + 2b_0^2(r_0 - M) + 5r_0^3}{4M(a - b_0)^2 + r_0(a^2 - b_0^2)}, \quad (84)$$

and

$$\gamma_{\text{K}}(r, b) = -\frac{\sqrt{3}}{b} r^{-13/2} [4M(a - b)^2 + r(a^2 - b^2)]^{1/2} \times [2M(a - b)^2 + r(a^2 - b^2)] [2aM + b(r - 2M)] \quad (85)$$

is a function that formally gives the Kerr Lyapunov exponent as $\gamma_{\text{ph}} = \gamma_{\text{K}}(r_{\text{ph}}, b_{\text{ph}})$, where $(r_{\text{ph}}, b_{\text{ph}} = 1/\Omega_{\text{ph}})$ are given by Eqs. (6) and (7). In the right panel of Fig. 2 we show the imaginary part of the fundamental $\ell = m = 2$ QNM obtained from the Lyapunov exponent of the JP metric with different values of the parameter ε_3 .

B. Approximate solution for the light ring

Instead of solving the system of Eqs. (80) and (81) numerically, we can look for approximate solutions assuming small perturbations around the Kerr metric, and

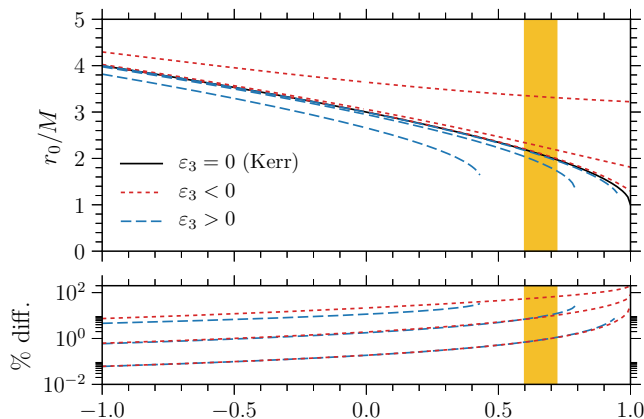


FIG. 1. Radius r_0 of the JP light ring. The solid black line corresponds to the Kerr light ring. Dashed (dotted) curves show the deviation from the Kerr spacetime (solid line) for $\varepsilon_3 > 0$ ($\varepsilon_3 < 0$) when we set $|\varepsilon_3| = 0.1, 1, 10$ in Eq. (70) (10 being when the deviations are the largest). The lower panel shows the relative difference ($\equiv 100 \times |(y_{\text{K}} - y_{\text{JP}})/y_{\text{K}}|$) between the radius of the JP and Kerr light rings.

considering ε_3 as the expansion parameter. Then we can write a series expansion for the light ring radius and for the impact parameter:

$$r_0 = r_{\text{ph}} + \delta r_1 \varepsilon_3 + \delta r_2 \varepsilon_3^2 + \delta r_3 \varepsilon_3^3 + \dots, \quad (86)$$

$$b_0 = b_{\text{ph}} + \delta b_1 \varepsilon_3 + \delta b_2 \varepsilon_3^2 + \delta b_3 \varepsilon_3^3 + \dots. \quad (87)$$

Assuming this ansatz, the system can be solved order by order in ε_3 . The first few coefficients obtained in this way (δr_i and δb_i with $i = 1, 2, 3$) are listed in Appendix D.

The photon ring frequency and Lyapunov exponent can be expanded in a similar way with respect to ε_3 :

$$\Omega_0 = \frac{1}{b_{\text{ph}}} - \frac{2\delta b_1}{b_{\text{ph}}^2} \varepsilon_3 - \frac{2}{b_{\text{ph}}^3} (b_{\text{ph}} \delta b_2 - \delta b_1^2) \varepsilon_3^2 + \mathcal{O}(\varepsilon_3^3), \quad (88)$$

$$\gamma_0 = \gamma_{\text{ph}} + \delta \gamma_1 \varepsilon_3 + \delta \gamma_2 \varepsilon_3^2 + \mathcal{O}(\varepsilon_3^3). \quad (89)$$

The leading-order coefficient $\delta \gamma_1$ is listed in Appendix D. We omit higher-order coefficients because they are lengthy and unenlightening. As a sanity check, we have verified that for $h_{\mu\nu} = h_{\mu\nu}^{\text{JP}}$ the general post-Kerr results, Eqs. (11) and (18), exactly match the $\mathcal{O}(\varepsilon_3)$ precision JP expressions (88) and (89).

In Figs. 3 and 4, we show the accuracy of this perturbative scheme when used to calculate the real (associated with b_0) and the imaginary (associated with γ_0) parts of the $\ell = |m| = 2$ QNM frequency for $\varepsilon_3 = \pm 1$. We see that the convergence is rather slow for $a/M \gtrsim 0.8$, although the errors with respect to the exact calculation are typically small otherwise.

V. CONCLUDING REMARKS

As described in the preceding sections, the construction of eikonal limit formulae for the fundamental $\ell = |m|$ QNMs of a general post-Kerr spacetime is a straightforward procedure, although the final expressions unavoidably involve some algebraic complexity. The main results of the paper, Eqs. (20) and (21), can be used to produce QNM spectra for any stationary axisymmetric metric that can be written as a perturbation of Kerr. Our illustrative case study of the JP spacetime and the comparison against the “exact” results one can obtain with that metric has helped us to gauge the accuracy of the linear approximation (on top of that related to the use of the eikonal/geodesic approximation).

The validity of our strategy to establish a null test according to the recipe laid out in Section IA is also confirmed by numerical simulations, which show that fundamental QNMs with $\ell = m = 2, 3, 4$ should dominate the ringdown signal in comparable mass black hole mergers [43, 44, 49, 54]. However, in its complete form, the black hole spectroscopy program will require the inclusion of nonequatorial modes (i.e. $|m| < \ell$), enabling it to handle spinning mergers, where at least the

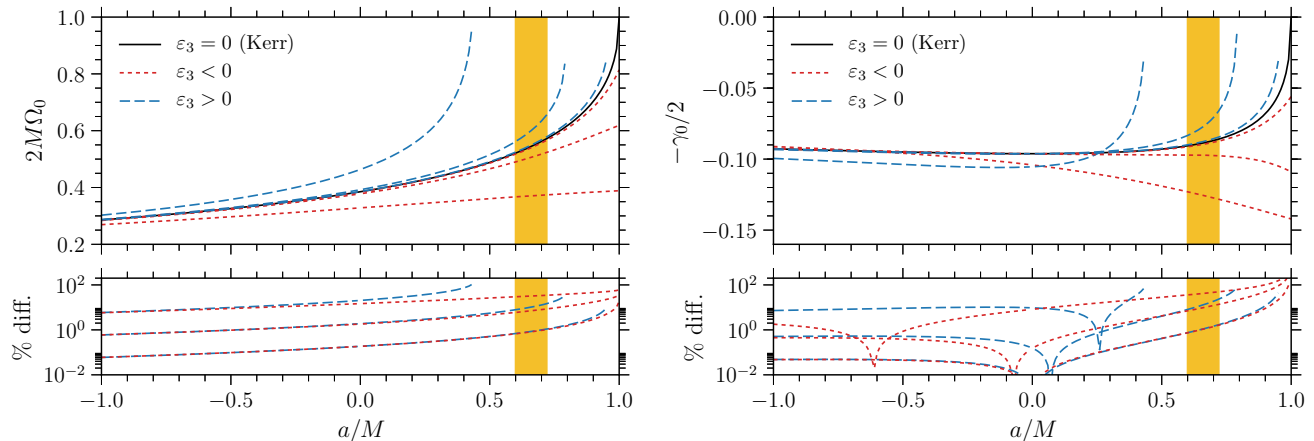


FIG. 2. Top-left: real part of the fundamental JP QNM frequency for $\ell = |m| = 2$. Top-right: imaginary part of the fundamental JP QNM frequency $\ell = |m| = 2$. The solid curve corresponds to the Kerr QNM frequency while the deviations induced by $\varepsilon_3 \neq 0$ are shown for $\varepsilon_3 = \pm 0.1$ (curves closest to the Kerr result), ± 1 and ± 10 (curves that deviate the most from the Kerr result). QNM frequencies corresponding to positive (negative) values of ε_3 are shown in dashed (dotted) lines. Lower-left and lower-right: the relative difference ($\equiv 100 \times |(y_K - y_{JP})/y_K|$) on $2M\Omega_0$ and $-\gamma_0/2$ for the JP metric with respect to the Kerr metric. The (yellow) shaded band marks GW150914's measured spin value $a = 0.67_{-0.07}^{+0.05} M$ [1].

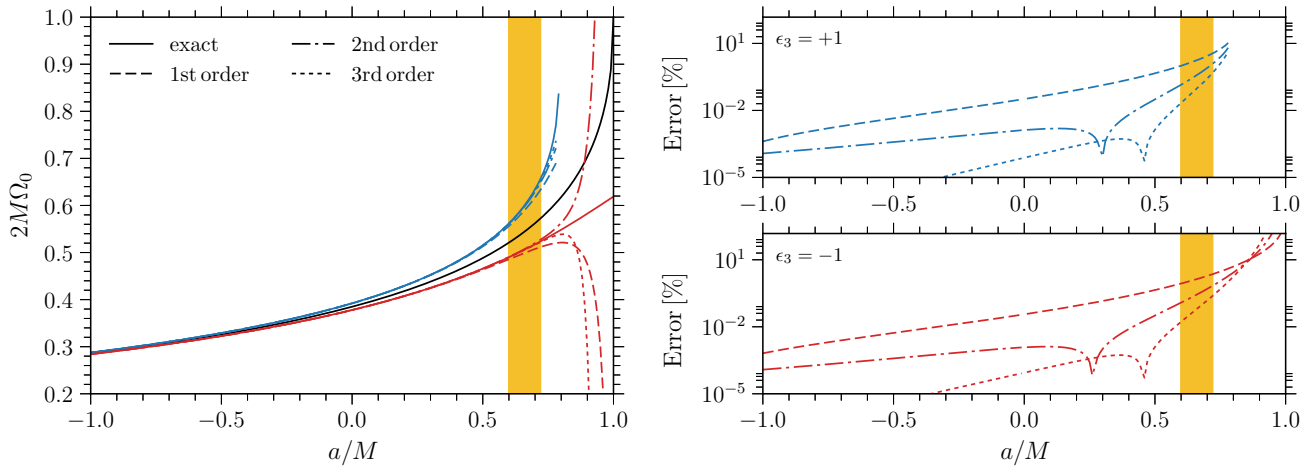


FIG. 3. Comparison of the approximate real part of the QNM frequencies $\Omega_0 = 1/b_0$, where b_0 is given by Eq. (87) and reexpanded to the relevant order in ε_3 , against the exact JP result for $\varepsilon_3 = \pm 1$. In all panels the solid lines correspond to the exact results, the dashed lines to the first-order approximation, the dot-dashed to the second-order approximation and the dotted to the third-order approximation. The blue (red) lines corresponds to $\varepsilon_3 = +1$ (-1). Left: Comparison between the exact results against the perturbative calculation. Observe that the convergence of the perturbative expansion is slow for $a/M \gtrsim 0.7$. Top-right: the percent error ($\equiv 100 \times |(y_{\text{approx}} - y_{\text{exact}})/y_{\text{exact}}|$) for $\varepsilon_3 = +1$. Bottom-right: the percent error for $\varepsilon_3 = -1$. As in Fig. 2, the (yellow) shaded band marks GW150914's measured spin value $a = 0.67_{-0.07}^{+0.05} M$ [1].

$\ell = 2$, $m = 1$ multipole is known to be excited to a significant level³. Within our framework, this extension calls for the study of nonequatorial circular photon orbits in

non-Kerr spacetimes, and it is an important goal earmarked for follow-up work. In that respect, a great deal of progress in relating nonequatorial photon orbits with $|m| < \ell$ QNMs has already been achieved in the context of Kerr black holes [23, 24].

³ The relative contribution of the asymmetric $(\ell, m) = (2, 1)$ multipole with respect to the first few $\ell = m$ modes is a function of the spins of the merging black holes [45, 47]. For small (or exactly zero) spins this multipole is comparable to the $(4, 4)$ mode and much below the $(3, 3)$ mode. This arrangement can be dras-

tically altered in rapidly spinning systems and for certain spin orientations, with the $(2, 1)$ multipole even becoming comparable to the dominant quadrupole $(2, 2)$.

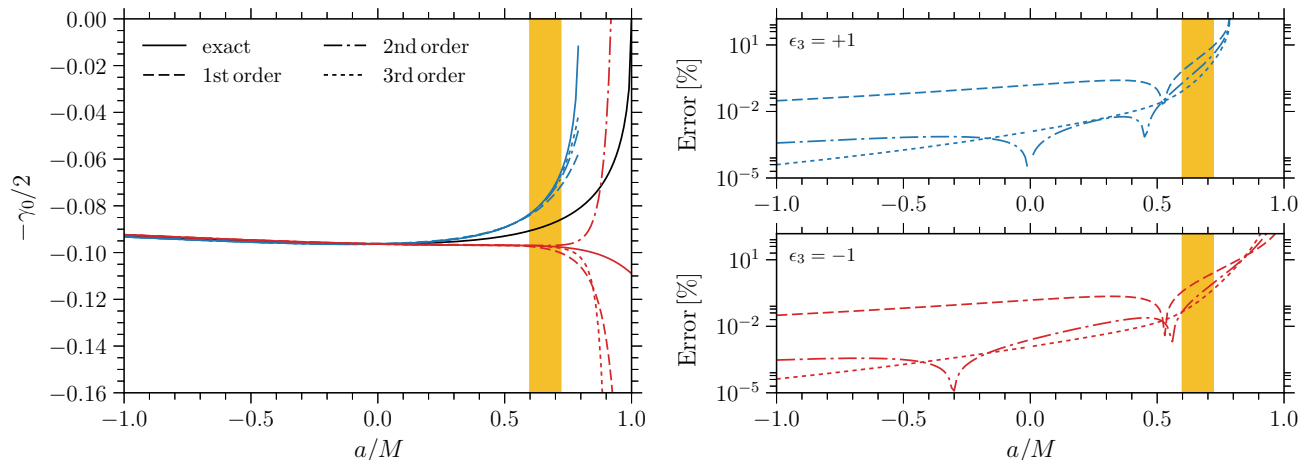


FIG. 4. Comparison of the approximate imaginary part of QNMs (89) against the exact non-Kerr result (82) for $\epsilon_3 = \pm 1$. In all panels the solid lines correspond to the exact results, the dashed lines to the first-order approximation, the dot-dashed to the second-order approximation and the dotted to the third-order approximation. The blue (red) lines corresponds to $\epsilon_3 = +1$ (-1). Left: Comparison between the exact results against the perturbative calculation. Observe that the convergence of the perturbative expansion is slow for $a/M \gtrsim 0.7$. Top-right: the percent error ($\equiv 100 \times |(y_{\text{approx}} - y_{\text{exact}})/y_{\text{exact}}|$) for $\epsilon_3 = +1$. Bottom-right: the percent error for $\epsilon_3 = -1$. As in Fig. 2, the (yellow) shaded region marks GW150914’s measured spin value $a = 0.67^{+0.05}_{-0.07} M$ [1].

Another key topic that ought to be addressed by future work is the actual detectability and data analysis of QNM signals. Black hole spectroscopy, as a probe for testing the Kerr metric, relies on the extraction of more than one QNM frequency/multipole from the observed gravitational wave signal. This exciting prospect would require a much louder QNM signal (typically a factor ~ 10 boost in the SNR) than those thus far detected by LIGO [11–13]. Moreover, very recent work [55] suggests that the intrinsic precision of spectroscopy could be affected by the uncertainty in the transition from the merger’s non-linear dynamics to the linear QNM ring-down regime.

Apart from the high SNR/precision requirement, QNM data analysis may also have to face a “confusion problem” when searching for deviations from Kerr. This issue, already familiar from the modeling of extreme mass ratio inspirals in non-Kerr spacetimes [56], has to do with the possibility of misidentifying a true non-Kerr QNM signal with a Kerr one but with a different set of mass and spin parameters. This degeneracy should be broken by the simultaneous observation of the QNM frequency and damping rate and/or the identification of more than one multipole (see e.g. [9, 10]).

As already emphasized, the backbone of our post-Kerr formalism is the eikonal limit association between the spacetime’s light ring and the fundamental QNM. In the case of GR’s garden-variety black holes this connection is intuitively well-established, and performs surprisingly well in approximating the rigorously computed QNMs. Moreover, the fundamental mode is the one dominating the hole’s dynamical response in the time domain.

Since the GW150914 event, however, the light-

ring/QNM connection has been the subject of some debate. It has been shown, for instance, that the connection is not as solid as one might think, since it is in principle possible to construct spacetimes where the properties of the wave potential are qualitatively different from those of the geodesic potential for photons [57]. Indeed, a spacetime may have no light rings and still exhibit a QNM ringdown signal. Nevertheless, it should be pointed out that no such counterexample has been constructed for black hole spacetimes resulting from the field equations of a physically sensible modified gravity theory.

The light-ring/QNM connection has also been shown to fail in the context of higher-dimensional Einstein-Lovelock black holes, as a result of the perturbation equations having distinct eikonal limits for different classes of gravitational perturbations [58] (in contrast, the connection has long been known to work for solutions of the higher-dimensional Einstein equations, including Schwarzschild-Tangherlini and Myers-Perry black holes [21]). However, higher-dimensional modifications of gravity are well constrained, and unlikely to give measurable modifications in the context of testing the Kerr solution in astrophysics [6, 59]. Furthermore, the black hole counterexample constructed in [58] is known to exhibit instabilities at large values of the coupling constant of the theory.

The upshot of this discussion is that, although both of the aforementioned counterexamples on the light-ring/QNM connection are interesting and instructive, they have little bearing on our post-Kerr model, since they are not products of consistent modified gravity theories. In the few cases where QNM calculations in such theories do exist (see e.g. [30]), the connection with the

circular photon orbit stands as firm as in GR.

Coming from the exactly opposite direction, a series of recent papers [60–63] uses the light-ring/QNM link to claim indistinguishability between black holes and other horizonless compact objects. Although these two classes of systems are known to support markedly different QNM spectra, they may indeed share the same QNM-like ring-down signal⁴. This agreement, however, cannot persist for long, since horizonless objects are expected to support a family of slowly damped w -modes in the “cavity” formed between the peak of the wave potential and the body’s center (or reflecting surface) [66–68]. These modes should show up at a later stage of the signal, hence ending any transient similarity with black hole dynamics [69]. It should be noted that the degeneracy in the dynamical response of these objects is partially due to the common exterior Schwarzschild spacetime enforced by Birkhoff’s theorem, so it is conceivable that Kerr black holes may not always share the same ringing signal with horizonless rotating bodies, simply because their light rings are different. The so-called ergoregion instability [70–72] (which sets in via the same trapped w -modes mentioned earlier [73]) may provide another way of lifting the degeneracy between these two types of systems.

As a final remark, it is worth mentioning that the notion of non/post-Kerr light rings (albeit without their connection to QNMs) has already been employed in the context of photon astronomy and the models that are being developed as part of the ongoing effort to produce direct images of our Galactic center supermassive black hole (see e.g. [74]). Although the basic methodology is very different to that of gravitational wave astronomy, the two efforts share the same ultimate goal of probing the physics of the Kerr spacetime.

ACKNOWLEDGMENTS

E.B. was supported by NSF Grants No. PHY-1607130 and AST-1716715, and by FCT contract IF/00797/2014/CP1214/CT0012 under the IF2014 Programme. H.O.S. was supported by NSF Grant No. PHY-1607130. He also thanks Thomas Sotiriou and the University of Nottingham for the hospitality in the final stages of this work. This work was supported by the H2020-MSCA-RISE-2015 Grant No. StronGrHEP-690904.

⁴ To our knowledge, this counterintuitive property was first noted by Nollert [64], who replaced the standard Regge-Wheeler potential of Schwarzschild black holes with a potential made of a series of step functions. It had also been seen in the scattering of waves off the potential of compact relativistic stars (see e.g. [19, 65], but until recently this observation was largely overlooked.

Appendix A: Fits of the offset function

In this appendix we present accurate fits for the offset function β_K . In Fig. 5 we show the behavior of β_K as computed from Eq. (1) for modes with $\ell = m = 2, 3, 4$. We fitted β_K using the following function, inspired by the classic interatomic Buckingham potential [75]:

$$f(x) = a_1 + a_2 e^{-a_3(1-x)^{a_4}} - \frac{1}{a_5 + (1-x)^{a_6}}. \quad (\text{A1})$$

The coefficients a_i ($i = 1 \dots 6$) for the real and imaginary parts of the leading $\ell = m$ offset functions (up to $\ell = m = 7$) are listed in Table I.

As shown in Table I, the absolute error (defined as $|y_{\text{fit}} - y_{\text{data}}|$) remains below 0.13 in the interval $a/M \in [0, 0.9999]$. Our results may not be reliable in the near extremal limit ($a/M \approx 1$), where the computation of QNMs in computationally challenging and multipole QNM branches exist [24, 26, 76–78]. The QNM data tables (calculated using Leaver’s continued fraction method) used to obtain β_K are reliable below the theoretical upper bound on the dimensionless spin of astrophysical BHs (the so-called Thorne limit, $a/M \approx 0.998$ [79]), so our β_K fits should be adequate for astrophysical applications of the present formalism.

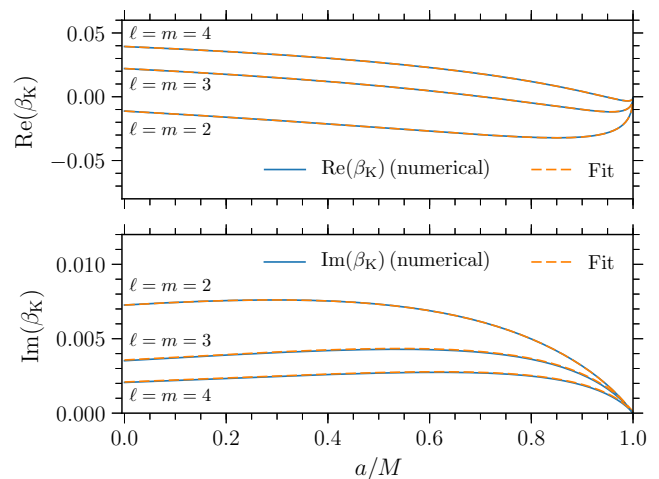


FIG. 5. The real part (top panel) and imaginary part (bottom panel) of the offset function β_K for $\ell = m = 2, 3, 4$. The behavior is similar for higher values of $\ell = m$. The fitting coefficients a_i for the real and imaginary parts of β_K are listed in Table I.

Appendix B: Circular photon orbits in Kerr

This appendix provides a self-contained discussion of the properties of the equatorial Kerr circular photon orbit. Although this is well known textbook material, we reproduce the calculation as a useful comparison for the more general post-Kerr light ring analysis.

$\ell = m$	a_1	a_2	a_3	a_4	a_5	a_6	max err. [10^{-2}]
2	0.1282(0.1381)	0.4178(0.3131)	0.6711(0.5531)	0.5037(0.8492)	1.8331(2.2159)	0.7596(0.8544)	0.023(0.004)
3	0.1801(0.1590)	0.5007(0.3706)	0.7064(0.6643)	0.5704(0.6460)	1.4690(1.8889)	0.7302(0.6676)	0.005(0.008)
4	0.1974(0.1575)	0.4982(0.3478)	0.6808(0.6577)	0.5958(0.5840)	1.4380(1.9799)	0.7102(0.6032)	0.011(0.009)
5	0.2083(0.1225)	0.4762(0.1993)	0.6524(0.4855)	0.6167(0.6313)	1.4615(3.1018)	0.6937(0.6150)	0.016(1.335)
6	0.2167(0.1280)	0.4458(0.1947)	0.6235(0.5081)	0.6373(0.6556)	1.5103(3.0960)	0.6791(0.6434)	0.021(0.665)
7	0.2234(-15.333)	0.4116(15.482)	0.5933(0.0011)	0.6576(0.3347)	1.5762(6.6258)	0.6638(0.2974)	0.025(0.874)

TABLE I. The coefficients a_i ($i = 1 \dots 6$) of the fit (A1) for the offset function β_K [as defined in Eq. (1)] for Kerr QNMs with $\ell = m = 2 \dots 7$. Numbers outside (inside) parentheses correspond to the real (imaginary) part of β_K , respectively. We also tabulate the largest absolute error ($\equiv |y_{\text{fit}} - y_{\text{data}}|$). The fits lose accuracy as we approach the near extremal Kerr limit: we found that for all $\ell = m$ pairs the largest fitting error typically happens at $a/M \approx 0.9999$.

The equatorial Kerr metric in Boyer-Lindquist coordinates reads

$$g_{tt}^K = -\left(1 - \frac{2M}{r}\right), \quad g_{t\varphi}^K = -\frac{2Ma}{r}, \quad (\text{B1})$$

$$g_{\varphi\varphi}^K = r^2 + a^2 + \frac{2Ma^2}{r}, \quad g_{rr}^K = \frac{r^2}{\Delta}. \quad (\text{B2})$$

Circular motion at the light ring radius r_{ph} simultaneously solves $V_{\text{eff}}(r_{\text{ph}}) = 0$ and $V'_{\text{eff}}(r_{\text{ph}}) = 0$. We have,

$$r_{\text{ph}}^3 + (a^2 - b^2)r_{\text{ph}} + 2M(a - b)^2 = 0, \quad (\text{B3})$$

$$r_{\text{ph}}^3 - M(a - b)^2 = 0. \quad (\text{B4})$$

Elimination of r_{ph}^3 leads to

$$r_{\text{ph}} = 3M \left(\frac{b - a}{b + a} \right) \Leftrightarrow b = -a \left(\frac{r_{\text{ph}} + 3M}{r_{\text{ph}} - 3M} \right). \quad (\text{B5})$$

These predict the correct radius $r_{\text{ph}} = 3M$ for $a = 0$, and also that prograde (retrograde) orbits should have $r_{\text{ph}} < 3M$ ($r_{\text{ph}} > 3M$), but the $b(r_{\text{ph}})$ formula returns an undetermined 0/0 Schwarzschild limit.

Inserting $r_{\text{ph}}(b)$ back into $V'_{\text{eff}}(r_{\text{ph}}) = 0$ allows us to derive a cubic equation for the impact parameter:

$$(a - b)^2 [27M^2(a - b) + (a + b)^3] = 0. \quad (\text{B6})$$

The two real roots of this equation correspond to prograde and retrograde motion.

A different (but completely equivalent) result $b(r_{\text{ph}})$ with a well-defined $a = 0$ limit is given by the solution of Eq. (B4). This is

$$b = a \pm \frac{r_{\text{ph}}^{3/2}}{M^{1/2}} \equiv b_{\text{ph}}, \quad (\text{B7})$$

where the upper (lower) sign corresponds to prograde (retrograde) motion. Then, Eq. (B3) becomes

$$r_{\text{ph}}^{3/2} - 3Mr_{\text{ph}}^{1/2} \pm 2aM^{1/2} = 0, \quad (\text{B8})$$

which is the textbook formula solved by Eq. (6).

The azimuthal orbital frequency at the light ring is given by the turning point formula (30),

$$\Omega_{\text{ph}} = \frac{1}{b}. \quad (\text{B9})$$

We can produce two equivalent expressions using either (B5) or (B7). The former choice leads to the result

$$\Omega_{\text{ph}} = \frac{3M - r_{\text{ph}}}{a(r_{\text{ph}} + 3M)}, \quad (\text{B10})$$

with the inherited (and unattractive) property of a 0/0 Schwarzschild limit. On the other hand, (B7) leads to the textbook formula⁵:

$$\Omega_{\text{ph}} = \pm \frac{M^{1/2}}{r_{\text{ph}}^{3/2} \pm aM^{1/2}}. \quad (\text{B11})$$

Due to its well defined $a = 0$ limit and its ‘‘Keplerian’’ form, this is the preferred formula for Ω_{ph} .

Appendix C: Post-Kerr parameters

In this appendix we list the various coefficients appearing in the post-Kerr analysis of the Lyapunov exponent. Beginning with those appearing in H_{ph} [see Eq. (63)], we

⁵ The textbook approach is that of Ref. [80]: derive E, L for circular equatorial motion of a test particle; divide these to obtain the impact parameter $b = \pm M^{1/2}(r^2 \mp 2aM^{1/2}r^{1/2} + a^2)/(r^{3/2} - 2Mr^{1/2} \pm aM^{1/2})$; use this in $\Omega = -(g_{tt}^K b + g_{t\varphi}^K)/(g_{t\varphi}^K b + g_{\varphi\varphi}^K)$ to arrive at Eq. (7). Note that Ref. [80] skips the details of the complicated calculation of E and L , which is presented in Chandrasekhar’s book [81].

have

$$\begin{aligned}
M_{t\varphi} &= 2r_{\text{ph}}^2 - 3Mr_{\text{ph}} + a^2, \\
W_{t\varphi} &= 13r_{\text{ph}}^2 - 33Mr_{\text{ph}} + 8a^2, \\
K_{tt} &= -(33M^2 + a^2)r_{\text{ph}}^2 + 9(9M^2 - a^2)Mr_{\text{ph}} \\
&\quad - 38M^2a^2, \\
Q_{tt} &= -21Mr_{\text{ph}}^2 + 2(27M^2 - a^2)r_{\text{ph}} - 19Ma^2, \\
J_{tt} &= \frac{1}{2} [15Mr_{\text{ph}}^2 + (a^2 - 27M^2)r_{\text{ph}} + 11Ma^2]. \quad (\text{C1})
\end{aligned}$$

Next, we list the coefficients of the $h''_{\mu\nu}, h'_{\mu\nu}, h_{\mu\nu}$ terms appearing in the expression for N_{ph} [Eq. (66)]. For the G -coefficients we have:

$$\begin{aligned}
G_{\varphi\varphi} &= -(351M^6 + a^6 + 787M^4a^2 + 157M^2a^4)r_{\text{ph}}^2 \\
&\quad + 12M(133M^4a^2 + 81M^6 + 3a^4M^2 - a^6)r_{\text{ph}} \\
&\quad - 48M^2a^2(2a^4 + 16M^2a^2 + 9M^4), \quad (\text{C2})
\end{aligned}$$

$$\begin{aligned}
G_{tt} &= -(10935M^8 + 36666M^6a^2 + a^8 + 15160M^4a^4 \\
&\quad + 742M^2a^6)r_{\text{ph}}^2 + 6M(2769M^4a^4 - 227M^2a^6 \\
&\quad + 5103M^8 + 13527M^6a^2 - 4a^8)r_{\text{ph}} \\
&\quad - 24M^2a^2(485M^2a^4 + 567M^6 + 13a^6 \\
&\quad + 1581M^4a^2), \quad (\text{C3})
\end{aligned}$$

$$\begin{aligned}
G_{t\varphi} &= -3M(a^2 + 27M^2)(83a^4 + 262M^2a^2 + 87M^4)r_{\text{ph}}^2 \\
&\quad + (19683M^8 - 727M^2a^6 + 46683M^6a^2 \\
&\quad + 6941M^4a^4 - 4a^8)r_{\text{ph}} \\
&\quad - 12Ma^2(7a^6 + 459M^2a^4 + 729M^6 + 1829M^4a^2). \quad (\text{C4})
\end{aligned}$$

For the Z -coefficients the expression are:

$$\begin{aligned}
Z_{tt} &= -M(131a^6 + 6345M^4a^2 + 3379a^4M^2 \\
&\quad + 729M^6)r_{\text{ph}}^2 + (2187M^8 - 2a^8 - 361M^2a^6 \\
&\quad + 15309M^6a^2 + 4035M^4a^4)r_{\text{ph}} \\
&\quad - 4Ma^2(11a^6 + 1737M^4a^2 + 243M^6 + 655a^4M^2), \quad (\text{C5})
\end{aligned}$$

$$\begin{aligned}
Z_{\varphi\varphi} &= -M(154M^2a^2 + 35a^4 + 27M^4)r_{\text{ph}}^2 \\
&\quad + (81M^6 + 348M^4a^2 + 5a^4M^2 - 2a^6)r_{\text{ph}} \\
&\quad - 4Ma^2(5a^4 + 9M^4 + 40M^2a^2), \quad (\text{C6})
\end{aligned}$$

$$\begin{aligned}
Z_{t\varphi} &= -(1917M^4a^2 + 845a^4M^2 + 19a^6 + 243M^6)r_{\text{ph}}^2 \\
&\quad + M(847a^4M^2 - 91a^6 + 729M^6 + 4563M^4a^2)r_{\text{ph}} \\
&\quad - 4a^2(a^6 + 81M^6 + 519M^4a^2 + 155a^4M^2), \quad (\text{C7})
\end{aligned}$$

The E -coefficients are given by:

$$\begin{aligned}
E_{rr} &= (4a^6 + 154M^2a^4 + 135M^6 + 436M^4a^2)r_{\text{ph}}^2 \\
&\quad - 2M(189M^6 - 8a^6 + 70M^2a^4 + 478M^4a^2)r_{\text{ph}} \\
&\quad + a^2(112M^2a^4 + 448M^4a^2 + a^6 + 168M^6), \quad (\text{C8})
\end{aligned}$$

$$\begin{aligned}
E_{tt} &= -(549M^4a^2 - a^6 + 1377M^6 - 161a^4M^2)r_{\text{ph}}^2 \\
&\quad + 3M(15M^2 - a^2)(8M^2a^2 + 81M^4 - 5a^4)r_{\text{ph}} \\
&\quad - 4M^2a^2(405M^4 - 29a^4 + 65M^2a^2), \quad (\text{C9})
\end{aligned}$$

$$\begin{aligned}
E_{\varphi\varphi} &= -(39M^4 - a^4 - 2M^2a^2)r_{\text{ph}}^2 \\
&\quad + 3M(33M^4 + a^4 - 10M^2a^2)r_{\text{ph}} \\
&\quad - 4M^2a^2(11M^2 - 2a^2), \quad (\text{C10})
\end{aligned}$$

$$\begin{aligned}
E_{t\varphi} &= -4M(54M^4 + 14M^2a^2 - 5a^4)r_{\text{ph}}^2 \\
&\quad + (567M^6 - 45M^4a^2 - 19a^4M^2 + a^6)r_{\text{ph}} \\
&\quad - 12Ma^2(21M^4 + M^2a^2 - a^4). \quad (\text{C11})
\end{aligned}$$

Finally, the S -coefficients are:

$$\begin{aligned}
S_{tt} &= 9(3673M^4a^2 + 1053M^6 + 947a^4M^2 + 11a^6)r_{\text{ph}}^2 \\
&\quad - M(4151a^4M^2 + 71901M^4a^2 + 26973M^6 \\
&\quad - 713a^6)r_{\text{ph}} + 4a^2(8409M^4a^2 + 2997M^6 \\
&\quad + 1379a^4M^2 + 4a^6), \quad (\text{C12})
\end{aligned}$$

$$\begin{aligned}
S_{\varphi\varphi} &= 3(226M^2a^2 + 105M^4 + 17a^4)r_{\text{ph}}^2 \\
&\quad - M(1298M^2a^2 + 891M^4 - 101a^4)r_{\text{ph}} \\
&\quad + 4a^2(158M^2a^2 + 99M^4 + 4a^4), \quad (\text{C13})
\end{aligned}$$

$$\begin{aligned}
S_{t\varphi} &= (r_{\text{ph}} + 3M)(Mr_{\text{ph}})^{-1/2} \\
&\quad \times [M(2770M^2a^2 + 999M^4 + 407a^4)r_{\text{ph}}^2 \\
&\quad - (2835M^6 + 5706M^4a^2 - 173a^4M^2 - 16a^6)r_{\text{ph}} \\
&\quad + 12Ma^2(226M^2a^2 + 105M^4 + 17a^4)]. \quad (\text{C14})
\end{aligned}$$

Appendix D: The Johannsen-Psaltis expansion coefficients

Here we list the coefficients appearing in the expansions in terms of ε_3 of the radius of the photon orbit, the impact parameter, and the Lyapunov exponent for the JP spacetime.

First we define the auxiliary coefficients, $(a + b_{\text{ph}}) \equiv C_+$ and $(a - b_{\text{ph}}) \equiv C_-$, which scale as the mass and the auxiliary coefficient $(27M^2C_-(4a + b_{\text{ph}}) + 2C_+^4) \equiv C_0$, which scales as the mass to the fourth power.

Taking these definitions into account, the various coefficients have the form

$$\delta r_1 = -\frac{b_{\text{ph}} M C_+^5}{18 C_-^2 C_0}, \quad (\text{D1})$$

$$\delta r_2 = \frac{M C_+^8}{972 C_-^5 C_0^3} [2916 M^4 C_-^2 (15a^3 - 14a^2 b_{\text{ph}} - ab_{\text{ph}}^2 + b_{\text{ph}}^3) + 27 M^2 C_- (60a^3 - 16a^2 b_{\text{ph}} - 33ab_{\text{ph}}^2 + b_{\text{ph}}^3) C_+^3 + (15a^3 + 6a^2 b_{\text{ph}} - 11ab_{\text{ph}}^2 - 5b_{\text{ph}}^3) C_+^6], \quad (\text{D2})$$

$$\delta r_3 = \frac{M C_+^{11}}{52488 C_-^8 C_0^5} [4251528 M^8 C_-^4 (545a^5 - 636a^4 b_{\text{ph}} - 140a^3 b_{\text{ph}}^2 + 80a^2 b_{\text{ph}}^3 + 9ab_{\text{ph}}^4 - 2b_{\text{ph}}^5) + 19683 M^6 (C_+ C_-)^3 (9020a^5 - 6992a^4 b_{\text{ph}} - 6614a^3 b_{\text{ph}}^2 + 416a^2 b_{\text{ph}}^3 + 526ab_{\text{ph}}^4 + 31b_{\text{ph}}^5) + 729 M^4 C_-^2 (6990a^5 - 2296a^4 b_{\text{ph}} - 8075a^3 b_{\text{ph}}^2 - 1628a^2 b_{\text{ph}}^3 + 599ab_{\text{ph}}^4 + 132b_{\text{ph}}^5) C_+^6 + 27 M^2 C_- (2405a^5 + 404a^4 b_{\text{ph}} - 3412a^3 b_{\text{ph}}^2 - 1836a^2 b_{\text{ph}}^3 + 101ab_{\text{ph}}^4 + 106b_{\text{ph}}^5) C_+^9 + 2 (155a^5 + 110a^4 b_{\text{ph}} - 222a^3 b_{\text{ph}}^2 - 236a^2 b_{\text{ph}}^3 - 37ab_{\text{ph}}^4 + 13b_{\text{ph}}^5) C_+^{12}], \quad (\text{D3})$$

$$\delta b_1 = \frac{54 M^2 C_- C_+^4 + C_+^7}{54 C_-^2 C_0}, \quad (\text{D4})$$

$$\delta b_2 = \frac{C_+^7}{1944 C_-^5 C_0^3} [78732 M^6 C_-^3 (29a^2 + 4ab_{\text{ph}} - b_{\text{ph}}^2) + 729 M^4 C_-^2 (204a^2 + 88ab_{\text{ph}} + b_{\text{ph}}^2) C_+^3 + 27 M^2 C_- (117a^2 + 96ab_{\text{ph}} + 13b_{\text{ph}}^2) C_+^6 + 2 (11a^2 + 14ab_{\text{ph}} + 4b_{\text{ph}}^2) C_+^9], \quad (\text{D5})$$

$$\delta b_3 = \frac{C_+^{10}}{314928 C_-^8 C_0^5} [114791256 M^{10} C_-^5 (3737a^4 + 938a^3 b_{\text{ph}} - 258a^2 b_{\text{ph}}^2 - 46ab_{\text{ph}}^3 + 5b_{\text{ph}}^4) + 1062882 M^8 C_-^4 (43430a^4 + 22268a^3 b_{\text{ph}} - 195a^2 b_{\text{ph}}^2 - 1150ab_{\text{ph}}^3 - 85b_{\text{ph}}^4) C_+^3 + 19683 M^6 C_-^3 (99430a^4 + 81868a^3 b_{\text{ph}} + 11013a^2 b_{\text{ph}}^2 - 3450ab_{\text{ph}}^3 - 675b_{\text{ph}}^4) C_+^6 + 729 M^4 C_-^2 (56225a^4 + 66218a^3 b_{\text{ph}} + 17502a^2 b_{\text{ph}}^2 - 2002ab_{\text{ph}}^3 - 805b_{\text{ph}}^4) C_+^9 + 54 M^2 C_- (7870a^4 + 12370a^3 b_{\text{ph}} + 5043a^2 b_{\text{ph}}^2 - 182ab_{\text{ph}}^3 - 251b_{\text{ph}}^4) C_+^{12} + 4 (437a^4 + 875a^3 b_{\text{ph}} + 501a^2 b_{\text{ph}}^2 + 15ab_{\text{ph}}^3 - 39b_{\text{ph}}^4) C_+^{15}], \quad (\text{D6})$$

$$\delta \gamma_1 = \gamma_{\text{ph}}^3 \frac{M^4 (27 M^2 C_-^2 + a(a - 2b_{\text{ph}}) C_+^2)}{2 C_+^5 C_0 (3 M^2 (5a - b_{\text{ph}}) C_- + a^2 C_+^2)}^3 [a^3 (4a^2 - ab_{\text{ph}} - 6b_{\text{ph}}^2) C_+^{10} + 729 M^6 C_-^3 (364a^4 - 227a^3 b_{\text{ph}} - 201a^2 b_{\text{ph}}^2 - 29ab_{\text{ph}}^3 + 13b_{\text{ph}}^4) C_+^2 + 27 M^4 C_-^2 (2a + b_{\text{ph}}) (319a^4 - 174a^3 b_{\text{ph}} - 216a^2 b_{\text{ph}}^2 - 38ab_{\text{ph}}^3 + 9b_{\text{ph}}^4) C_+^4 + a M^2 C_- (454a^4 - 133a^3 b_{\text{ph}} - 366a^2 b_{\text{ph}}^2 - 182ab_{\text{ph}}^3 + 2b_{\text{ph}}^4) C_+^7 + 78732 M^8 C_-^5 (5a - b_{\text{ph}}) (4a + b_{\text{ph}})]. \quad (\text{D7})$$

-
- [1] B. P. Abbott *et al.* (Virgo, LIGO Scientific), *Phys. Rev. Lett.* **116**, 061102 (2016), arXiv:1602.03837 [gr-qc].
- [2] B. P. Abbott *et al.* (Virgo, LIGO Scientific), *Phys. Rev. Lett.* **116**, 241103 (2016), arXiv:1606.04855 [gr-qc].
- [3] B. P. Abbott *et al.* (VIRGO, LIGO Scientific), *Phys. Rev. Lett.* **118**, 221101 (2017), arXiv:1706.01812 [gr-qc].
- [4] B. P. Abbott *et al.* (Virgo, LIGO Scientific), *Phys. Rev. X* **6**, 041015 (2016), arXiv:1606.04856 [gr-qc].
- [5] N. Yunes and X. Siemens, *Living Rev. Rel.* **16**, 9 (2013), arXiv:1304.3473 [gr-qc].
- [6] E. Berti *et al.*, *Class. Quant. Grav.* **32**, 243001 (2015), arXiv:1501.07274 [gr-qc].
- [7] B. P. Abbott *et al.* (Virgo, LIGO Scientific), *Phys. Rev. Lett.* **116**, 221101 (2016), arXiv:1602.03841 [gr-qc].
- [8] S. L. Detweiler, *Astrophys. J.* **239**, 292 (1980).
- [9] O. Dreyer, B. J. Kelly, B. Krishnan, L. S. Finn, D. Garrison, and R. Lopez-Aleman, *Class. Quant. Grav.* **21**, 787 (2004), arXiv:gr-qc/0309007 [gr-qc].
- [10] E. Berti, V. Cardoso, and C. M. Will, *Phys. Rev. D* **73**, 064030 (2006), arXiv:gr-qc/0512160 [gr-qc].
- [11] E. Berti, J. Cardoso, V. Cardoso, and M. Cavaglia, *Phys. Rev. D* **76**, 104044 (2007), arXiv:0707.1202 [gr-qc].
- [12] E. Berti, A. Sesana, E. Barausse, V. Cardoso, and K. Belczynski, *Phys. Rev. Lett.* **117**, 101102 (2016), arXiv:1605.09286 [gr-qc].
- [13] K. Belczynski, T. Ryu, R. Perna, E. Berti, T. L. Tanaka, and T. Bulik, (2016), arXiv:1612.01524 [astro-ph.HE].
- [14] H. Yang, K. Yagi, J. Blackman, L. Lehner, V. Paschalidis, F. Pretorius, and N. Yunes, *Phys. Rev. Lett.* **118**, 161101 (2017), arXiv:1701.05808 [gr-qc].

- [15] C. V. Vishveshwara, *Nature* **227**, 936 (1970).
- [16] W. H. Press, *Astrophys. J.* **170**, L105 (1971).
- [17] W. L. Ames and K. S. Thorne, *ApJ* **151**, 659 (1968).
- [18] C. J. Goebel, *ApJ* **172**, L95 (1972).
- [19] K. D. Kokkotas and B. G. Schmidt, *Living Rev. Rel.* **2**, 2 (1999), arXiv:gr-qc/9909058 [gr-qc].
- [20] E. Berti, V. Cardoso, and A. O. Starinets, *Class. Quant. Grav.* **26**, 163001 (2009), arXiv:0905.2975 [gr-qc].
- [21] V. Cardoso, A. S. Miranda, E. Berti, H. Witek, and V. T. Zanchin, *Phys. Rev.* **D79**, 064016 (2009), arXiv:0812.1806 [hep-th].
- [22] V. Ferrari and B. Mashhoon, *Phys. Rev.* **D30**, 295 (1984).
- [23] S. R. Dolan, *Phys. Rev.* **D82**, 104003 (2010), arXiv:1007.5097 [gr-qc].
- [24] H. Yang, D. A. Nichols, F. Zhang, A. Zimmerman, Z. Zhang, and Y. Chen, *Phys. Rev.* **D86**, 104006 (2012), arXiv:1207.4253 [gr-qc].
- [25] H. Yang, F. Zhang, A. Zimmerman, D. A. Nichols, E. Berti, and Y. Chen, *Phys. Rev.* **D87**, 041502 (2013), arXiv:1212.3271 [gr-qc].
- [26] H. Yang, A. Zimmerman, A. Zenginoglu, F. Zhang, E. Berti, and Y. Chen, *Phys. Rev.* **D88**, 044047 (2013), [Phys. Rev.D88,044047(2013)], arXiv:1307.8086 [gr-qc].
- [27] T. Kobayashi, H. Motohashi, and T. Suyama, *Phys. Rev.* **D85**, 084025 (2012), arXiv:1202.4893 [gr-qc].
- [28] T. Kobayashi, H. Motohashi, and T. Suyama, *Phys. Rev.* **D89**, 084042 (2014), arXiv:1402.6740 [gr-qc].
- [29] J. L. Blázquez-Salcedo, L. M. González-Romero, J. Kunz, S. Mojica, and F. Navarro-Lérida, *Phys. Rev.* **D93**, 024052 (2016), arXiv:1511.03960 [gr-qc].
- [30] J. L. Blázquez-Salcedo, C. F. B. Macedo, V. Cardoso, V. Ferrari, L. Gualtieri, F. S. Khoo, J. Kunz, and P. Pani, *Phys. Rev.* **D94**, 104024 (2016), arXiv:1609.01286 [gr-qc].
- [31] J. L. Blázquez-Salcedo, F. S. Khoo, and J. Kunz, (2017), arXiv:1706.03262 [gr-qc].
- [32] V. Cardoso and L. Gualtieri, *Phys. Rev.* **D80**, 064008 (2009), [Erratum: Phys. Rev.D81,089903(2010)], arXiv:0907.5008 [gr-qc].
- [33] C. Molina, P. Pani, V. Cardoso, and L. Gualtieri, *Phys. Rev.* **D81**, 124021 (2010), arXiv:1004.4007 [gr-qc].
- [34] A. Buonanno, L. E. Kidder, and L. Lehner, *Phys. Rev.* **D77**, 026004 (2008), arXiv:0709.3839 [astro-ph].
- [35] E. Berti, V. Cardoso, J. A. Gonzalez, U. Sperhake, and B. Bruegmann, *Class. Quant. Grav.* **25**, 114035 (2008), arXiv:0711.1097 [gr-qc].
- [36] E. Berti (2014) arXiv:1410.4481 [gr-qc].
- [37] K. Yagi and L. C. Stein, *Class. Quant. Grav.* **33**, 054001 (2016), arXiv:1602.02413 [gr-qc].
- [38] T. Johannsen, *Phys. Rev.* **D87**, 124017 (2013), arXiv:1304.7786 [gr-qc].
- [39] T. Johannsen and D. Psaltis, *Phys. Rev.* **D83**, 124015 (2011), arXiv:1105.3191 [gr-qc].
- [40] V. Cardoso, P. Pani, and J. Rico, *Phys. Rev.* **D89**, 064007 (2014), arXiv:1401.0528 [gr-qc].
- [41] R. Konoplya, L. Rezzolla, and A. Zhidenko, *Phys. Rev.* **D93**, 064015 (2016), arXiv:1602.02378 [gr-qc].
- [42] Z. Younsi, A. Zhidenko, L. Rezzolla, R. Konoplya, and Y. Mizuno, *Phys. Rev.* **D94**, 084025 (2016), arXiv:1607.05767 [gr-qc].
- [43] A. Buonanno, G. B. Cook, and F. Pretorius, *Phys. Rev.* **D75**, 124018 (2007), arXiv:gr-qc/0610122 [gr-qc].
- [44] E. Berti, V. Cardoso, J. A. Gonzalez, U. Sperhake, M. Hannam, S. Husa, and B. Bruegmann, *Phys. Rev.* **D76**, 064034 (2007), arXiv:gr-qc/0703053 [GR-QC].
- [45] I. Kamaretsos, M. Hannam, S. Husa, and B. S. Sathyaprakash, *Phys. Rev.* **D85**, 024018 (2012), arXiv:1107.0854 [gr-qc].
- [46] S. Gossan, J. Veitch, and B. S. Sathyaprakash, *Phys. Rev.* **D85**, 124056 (2012), arXiv:1111.5819 [gr-qc].
- [47] I. Kamaretsos, M. Hannam, and B. Sathyaprakash, *Phys. Rev. Lett.* **109**, 141102 (2012), arXiv:1207.0399 [gr-qc].
- [48] M. Agathos, W. Del Pozzo, T. G. F. Li, C. Van Den Broeck, J. Veitch, and S. Vitale, *Phys. Rev.* **D89**, 082001 (2014), arXiv:1311.0420 [gr-qc].
- [49] L. London, D. Shoemaker, and J. Healy, *Phys. Rev.* **D90**, 124032 (2014), [Erratum: Phys. Rev.D94,no.6,069902(2016)], arXiv:1404.3197 [gr-qc].
- [50] J. Meidam, M. Agathos, C. Van Den Broeck, J. Veitch, and B. S. Sathyaprakash, *Phys. Rev.* **D90**, 064009 (2014), arXiv:1406.3201 [gr-qc].
- [51] V. Cardoso and L. Gualtieri, *Class. Quant. Grav.* **33**, 174001 (2016), arXiv:1607.03133 [gr-qc].
- [52] B. Mashhoon, *Phys. Rev.* **D31**, 290 (1985).
- [53] A. Maselli, K. Kokkotas, and P. Laguna, *Phys. Rev.* **D93**, 064075 (2016), arXiv:1602.01031 [gr-qc].
- [54] S. Bhagwat, D. A. Brown, and S. W. Ballmer, *Phys. Rev.* **D94**, 084024 (2016), [Erratum: Phys. Rev.D95,no.6,069906(2017)], arXiv:1607.07845 [gr-qc].
- [55] E. Thrane, P. D. Lasky, and Y. Levin, (2017), arXiv:1706.05152 [gr-qc].
- [56] K. Glampedakis and S. Babak, *Class. Quant. Grav.* **23**, 4167 (2006), arXiv:0510057 [gr-qc].
- [57] G. Khanna and R. H. Price, *Phys. Rev.* **D95**, 081501 (2017), arXiv:1609.00083 [gr-qc].
- [58] R. A. Konoplya and Z. Stuchlík, (2017), arXiv:1705.05928 [gr-qc].
- [59] P. Kanti, *Int. J. Mod. Phys.* **A19**, 4899 (2004), arXiv:hep-ph/0402168 [hep-ph].
- [60] V. Cardoso, E. Franzin, and P. Pani, *Phys. Rev. Lett.* **116**, 171101 (2016), [Erratum: Phys. Rev. Lett.117,no.8,089902(2016)], arXiv:1602.07309 [gr-qc].
- [61] G. F. Giudice, M. McCullough, and A. Urbano, *JCAP* **1610**, 001 (2016), arXiv:1605.01209 [hep-ph].
- [62] V. Cardoso, S. Hopper, C. F. B. Macedo, C. Palenzuela, and P. Pani, *Phys. Rev.* **D94**, 084031 (2016), arXiv:1608.08637 [gr-qc].
- [63] Z. Mark, A. Zimmerman, S. Ming Du, and Y. Chen, (2017), arXiv:1706.06155 [gr-qc].
- [64] H.-P. Nollert, *Phys. Rev.* **D53**, 4397 (1996), arXiv:gr-qc/9602032 [gr-qc].
- [65] V. Ferrari and K. D. Kokkotas, *Phys. Rev.* **D62**, 107504 (2000), arXiv:gr-qc/0008057 [gr-qc].
- [66] S. Chandrasekhar and V. Ferrari, *Proceedings of the Royal Society of London Series A* **434**, 449 (1991).
- [67] K. D. Kokkotas and B. F. Schutz, *Mon. Not. Roy. Astron. Soc.* **255**, 119 (1992).
- [68] K. D. Kokkotas, *Mon. Not. Roy. Astron. Soc.* **268**, 1015 (1994).
- [69] E. Barausse, V. Cardoso, and P. Pani, *Phys. Rev.* **D89**, 104059 (2014), arXiv:1404.7149 [gr-qc].
- [70] B. F. Schutz and N. Comins, *MNRAS* **182**, 69 (1978).
- [71] N. Comins and B. F. Schutz, *Proceedings of the Royal Society of London Series A* **364**, 211 (1978).
- [72] V. Cardoso, P. Pani, M. Cadoni, and M. Cavaglia, *Phys. Rev.* **D77**, 124044 (2008), arXiv:0709.0532 [gr-qc].

- [73] K. D. Kokkotas, J. Ruoff, and N. Andersson, *Phys. Rev.* **D70**, 043003 (2004), arXiv:astro-ph/0212429 [astro-ph].
- [74] T. Johannsen, *Astrophys. J.* **777**, 170 (2013), arXiv:1501.02814 [astro-ph.HE].
- [75] R. A. Buckingham, *Proceedings of the Royal Society of London Series A* **168**, 264 (1938).
- [76] G. B. Cook and M. Zalutskiy, *Phys. Rev.* **D90**, 124021 (2014), arXiv:1410.7698 [gr-qc].
- [77] M. Richartz, *Phys. Rev.* **D93**, 064062 (2016), arXiv:1509.04260 [gr-qc].
- [78] M. Richartz, C. A. R. Herdeiro, and E. Berti, (2017), arXiv:1706.01112 [gr-qc].
- [79] K. S. Thorne, *ApJ* **191**, 507 (1974).
- [80] J. M. Bardeen, W. H. Press, and S. A. Teukolsky, *Astrophys. J.* **178**, 347 (1972).
- [81] S. Chandrasekhar, *The mathematical theory of black holes* (Oxford Univ. Press, Oxford, 2002).