

Constraining sterile neutrino and dark energy with the latest cosmological observations

Lu Feng,¹ Jing-Fei Zhang,¹ and Xin Zhang^{*1,2,†}

¹*Department of Physics, College of Sciences,
Northeastern University, Shenyang 110004, China*

²*Center for High Energy Physics, Peking University, Beijing 100080, China*

We investigate how the dark energy properties change the cosmological limits on sterile neutrino parameters by using recent cosmological observations. We consider the simplest dynamical dark energy models, the w CDM model and the holographic dark energy (HDE) model to make an analysis. The cosmological observations used in this work include the Planck 2015 temperature and polarization data, the baryon acoustic oscillation data, the type Ia supernova data, the Hubble constant direct measurement data, and the CMB lensing measurement. We find that, $m_{\nu, \text{sterile}}^{\text{eff}} < 0.2675$ eV and $N_{\text{eff}} < 3.5718$ for Λ CDM cosmology, $m_{\nu, \text{sterile}}^{\text{eff}} < 0.5313$ eV and $N_{\text{eff}} < 3.5008$ for w CDM cosmology, and $m_{\nu, \text{sterile}}^{\text{eff}} < 0.1989$ eV and $N_{\text{eff}} < 3.6701$ for HDE cosmology, under the constraints of the combination of these data. Thus, without the addition of measurements of growth of structure, only upper limits on both $m_{\nu, \text{sterile}}^{\text{eff}}$ and N_{eff} can be derived, indicating that no evidence of the existence of a sterile neutrino with eV-scale mass is found in this analysis. Moreover, compared to the Λ CDM model, in the w CDM model the limit on $m_{\nu, \text{sterile}}^{\text{eff}}$ becomes much looser, but in HDE model the limit becomes much tighter. Therefore, the dark energy properties could significantly impact the constraint limits on sterile neutrino parameters. Furthermore, we also show that, compared to the Λ CDM cosmology, the dynamical dark energy cosmology with sterile neutrinos can relieve the tension between the Planck observation and the direct measurement of H_0 much better.

I. INTRODUCTION

Neutrino oscillation experiments with solar and atmospheric neutrinos have already provided evidence for the neutrino mass [1] (see Refs. [2–24] for the studies of the total neutrino mass in cosmology), with room for extra sterile species, supported by anomalies in short-baseline and reactor neutrino experiments [25–35]. It seems that the fully thermalized ($\Delta N_{\text{eff}} \approx 1$) sterile neutrinos with eV-scale mass are needed to explain these anomaly results [36–38].

However, recently, the neutrino oscillation experiments by the Daya Bay and MINOS collaborations [39], as well as the cosmic ray experiment by the IceCube collaboration [40], found no evidence for a sterile

* Corresponding author

†Electronic address: zhangxin@mail.neu.edu.cn

neutrino with eV-scale mass, in tension with the previous short-baseline neutrino oscillation experiments that prefer a sterile neutrino with mass around 1 eV. Therefore, it is particularly important to search for cosmological evidence of sterile neutrinos through their gravitational effects on the large-scale structure formation and the evolution of the universe.

In Ref. [41], it was shown that, in the Λ CDM cosmology, a search for massive sterile neutrinos with the latest observations (Planck TT,TE,EE+lowP+BAO+ H_0 +SZ+lensing+WL) indicates that the mass of sterile neutrino (if it exists) is actually very light. Besides, involving a sterile neutrino in the Λ CDM model can also relieve the tension between observations (see also Refs. [42–46]) and improve the cosmological fit. For the related works, see, e.g., Refs. [47–57].

The cosmological constant (or vacuum energy) Λ [58] is the simplest candidate of dark energy and the Λ CDM model can fit various cosmological observations quite well [59, 60]. But the cosmological constant Λ always suffers from the severe theoretical challenges, and actually some other possibilities for dark energy could not be excluded currently. In Ref. [63], it was demonstrated that the tension between the Planck observation and the Hubble constant direct measurement might hint that dark energy is not the cosmological constant; once a dynamical dark energy is adopted, the tension between the Planck observation and the H_0 measurement could be well relieved. Actually, the dark energy properties could exert important influence on the search for sterile neutrinos with cosmological observations.

In this paper, we will investigate how a dynamical dark energy impacts the measurements of sterile neutrino parameters with the latest cosmological observations, compared to the case of Λ CDM. We also wish to investigate if the tension between the Planck observation and the H_0 measurement could be further relieved in a dynamical dark energy cosmology with sterile neutrinos.

This paper is organized as follows. In Sec. II, we will describe the analysis method and the observational data we use in this paper. In Sec. III, we present the fit results and discuss these results in detail. Conclusion is given in Sec. IV.

II. ANALYSIS METHOD AND OBSERVATIONAL DATA

In this section, we introduce the analysis method and the observational data that will be used in this paper.

A. Analysis method

In this paper, we consider the simplest dynamical dark energy models, which means that the models we choose are those having one more parameter compared to Λ CDM, i.e., the w CDM model and the holographic dark energy (HDE) model [62–67]. We place constraints on the sterile neutrino in the two considered dynamical dark energy models, and then make a comparison with the case of Λ CDM. There are six independent cosmological parameters in the Λ CDM model,

$$\mathbf{P} = \{\omega_b, \omega_c, 100\theta_{\text{MC}}, \tau, \ln(10^{10}A_s), n_s\},$$

where $\omega_b \equiv \Omega_b h^2$ and $\omega_c \equiv \Omega_c h^2$ are the present-day baryon and cold dark matter densities, respectively, θ_{MC} is the ratio between the sound horizon and the angular diameter distance at the decoupling epoch, τ is the Thomson scattering optical depth due to reionization, A_s is the amplitude of initial curvature perturbation power spectrum at $k = 0.05 \text{ Mpc}^{-1}$, and n_s is its spectral index. For dynamical dark energy models, an additional parameter w needs to be added in the w CDM model and an additional parameter c needs to be added in the HDE model. Thus, there are seven independent parameters in total for the w CDM model and the HDE model. In addition, there are two additional free parameters, N_{eff} and $m_{\nu, \text{sterile}}^{\text{eff}}$, for describing the sterile neutrino (note that here $N_{\text{eff}} > 3.046$). When the sterile neutrino is considered in the Λ CDM model, the w CDM model, and the HDE model, these cases are thus called the Λ CDM+ ν_s model, the w CDM+ ν_s model, and the HDE+ ν_s model, respectively, in this paper. Thus, the Λ CDM+ ν_s model has eight base parameters, and the w CDM+ ν_s model and the HDE+ ν_s model have nine base parameters. Other parameters, such as Ω_m , σ_8 , H_0 , and so on, are the derived parameters.

We use the CosmoMC package [68] to infer the posterior probability distributions of parameters. Flat priors for the base parameters are used. The prior ranges for the base parameters are chosen to be much wider than the posterior ranges in order not to affect the results of parameter estimation. Besides, we also make comparison for the three models from the statistical point of view. Because there are different numbers of parameters for the three models, we employ the Akaike information criterion (AIC) [69] to do the model comparison. The AIC is defined as $\text{AIC} = \chi_{\text{min}}^2 + 2k$, where k is the number of parameters of a model. In practice, we do not care about the absolute value of the criterion, and we actually pay more attention to the relative values between different models, i.e., $\Delta\text{AIC} = \Delta\chi_{\text{min}}^2 + 2\Delta k$. A model with a lower AIC is more favored by data. In this paper, we take the Λ CDM+ ν_s model as a reference model and compare the cases of dynamical dark energy with it.

B. Observational data

In this paper, we will search for sterile neutrinos in dynamical dark energy models with the current observations, and compare the constraint results with the case of Λ CDM. The data sets we use include the cosmic microwave background (CMB), the baryon acoustic oscillations (BAO), the type Ia supernova (SN), the Hubble constant (H_0), and the CMB lensing measurements.

The Planck data: We use the Planck 2015 CMB temperature and polarization data [70] in our calculations. We consider the combination of the likelihood at $30 \leq \ell \leq 2500$ in the temperature (TT), the cross-correlation of temperature and polarization (TE), and the polarization (EE) power spectra and the Planck low- ℓ likelihood in the range of $2 \leq \ell \leq 29$, which is denoted as “Planck TT,TE,EE+lowP”, following the nomenclature of the Planck collaboration [71].

The BAO data: In order to break the geometric degeneracy, it is necessary to consider the BAO data. We use the LOWZ ($z_{\text{eff}} = 0.32$) and CMASS ($z_{\text{eff}} = 0.57$) samples of BOSS DR12 [72], as well as the 6dFGS (six-degree-field galaxy survey) ($z_{\text{eff}} = 0.106$) sample [73] and the SDSS MGS (main galaxy sample) ($z_{\text{eff}} = 0.15$) sample [74].

The SN data: For the type Ia supernova observation, we use the “joint light-curve analysis” (JLA) sample [75], compiled from the SNLS, SDSS, and the samples of several low-redshift SN data.

The H_0 measurement: We use the recently measured new local value of the Hubble constant, $H_0 = 73.00 \pm 1.75 \text{ km s}^{-1} \text{ Mpc}^{-1}$, reported in Ref. [76].

The lensing data: We use the CMB lensing power spectrum from the Planck lensing measurement [77], which provides additional information at low redshifts. Since the CMB lensing reconstruction data directly probe the lensing power, thereby sensitive to the sterile neutrino mass.

In what follows, we will use these observational data to place constraints on the dynamical dark energy cosmology with sterile neutrinos. We will compare the dynamical dark energy models with the Λ CDM model, under the constraints from two data combinations, i.e., Planck TT,TE,EE+lowP+BAO and Planck TT,TE,EE+lowP+BAO+SN+ H_0 +lensing. In the next section, we will report and discuss the fitting results of the cosmological models in the light of these data sets.

III. RESULTS AND DISCUSSION

In this section, we report the fitting results of the three models (Λ CDM+ ν_s , w CDM+ ν_s , and HDE+ ν_s) and discuss the impacts of dark energy on constraining the sterile neutrino parameters.

The fitting results are shown in Table I and Figs. 1–5. In Table I, we quote the $\pm 1\sigma$ errors, but for the

TABLE I: Fitting results for the Λ CDM+ ν_s model, the w CDM+ ν_s model, and the HDE+ ν_s model. We quote $\pm 1\sigma$ errors, but for the parameters that cannot be well constrained, we quote the 95.4% CL upper limits.

Data	Planck TT,TE,EE+lowP+BAO			Planck TT,TE,EE+lowP+BAO+SN+ H_0 +lensing		
Model	Λ CDM+ ν_s	w CDM+ ν_s	HDE+ ν_s	Λ CDM+ ν_s	w CDM+ ν_s	HDE+ ν_s
$\Omega_b h^2$	$0.02244^{+0.00015}_{-0.00018}$	$0.02240^{+0.00017}_{-0.00019}$	$0.02246^{+0.00016}_{-0.00021}$	0.02257 ± 0.00017	$0.02247^{+0.00017}_{-0.00020}$	$0.02268^{+0.00021}_{-0.00022}$
$\Omega_c h^2$	$0.1187^{+0.0044}_{-0.0027}$	$0.1192^{+0.0037}_{-0.0024}$	$0.1189^{+0.0042}_{-0.0029}$	0.1209 ± 0.0030	$0.1204^{+0.0033}_{-0.0026}$	$0.1210^{+0.0033}_{-0.0030}$
$100\theta_{MC}$	$1.04075^{+0.00040}_{-0.00033}$	$1.04069^{+0.00035}_{-0.00034}$	$1.04076^{+0.00041}_{-0.00035}$	$1.04066^{+0.00043}_{-0.00040}$	$1.04068^{+0.00040}_{-0.00036}$	$1.04066^{+0.00041}_{-0.00040}$
τ	0.090 ± 0.017	0.086 ± 0.018	0.095 ± 0.017	$0.080^{+0.014}_{-0.013}$	0.073 ± 0.015	0.098 ± 0.014
$\ln(10^{10} A_s)$	$3.116^{+0.034}_{-0.035}$	3.109 ± 0.036	3.126 ± 0.035	$3.099^{+0.026}_{-0.029}$	$3.084^{+0.030}_{-0.032}$	3.134 ± 0.029
n_s	$0.9719^{+0.0050}_{-0.0078}$	$0.9695^{+0.0054}_{-0.0076}$	$0.9734^{+0.0060}_{-0.0087}$	$0.9782^{+0.0067}_{-0.0076}$	$0.9732^{+0.0065}_{-0.0086}$	$0.9834^{+0.0084}_{-0.0086}$
$m_{\nu, \text{sterile}}^{\text{eff}}$ [eV]	< 0.7279	< 0.7006	< 0.6475	< 0.2675	< 0.5313	< 0.1989
N_{eff}	< 3.4273	< 3.3922	< 3.4674	< 3.5718	< 3.5008	< 3.6701
w	...	$-1.057^{+0.074}_{-0.061}$	-1.058 ± 0.044	...
c	$0.541^{+0.043}_{-0.054}$	$0.628^{+0.034}_{-0.041}$
Ω_m	$0.3085^{+0.0067}_{-0.0068}$	0.300 ± 0.013	0.273 ± 0.014	0.3018 ± 0.0065	$0.2957^{+0.0081}_{-0.0079}$	$0.2898^{+0.0077}_{-0.0078}$
σ_8	$0.817^{+0.030}_{-0.021}$	$0.825^{+0.031}_{-0.025}$	$0.849^{+0.032}_{-0.027}$	$0.816^{+0.019}_{-0.013}$	$0.816^{+0.024}_{-0.015}$	$0.828^{+0.017}_{-0.013}$
H_0 [km/s/Mpc]	$68.30^{+0.53}_{-1.00}$	$69.50^{+1.50}_{-1.80}$	$72.70^{+1.90}_{-2.20}$	$69.35^{+0.83}_{-1.19}$	70.10 ± 1.00	70.70 ± 1.10
χ^2_{min}	12953.544	12954.844	12966.166	13677.858	13675.836	13692.702

parameters that cannot be well constrained, we quote the 95.4% CL upper limits.

In the case of Planck TT,TE,EE+lowP+BAO constraints, we have $m_{\nu, \text{sterile}}^{\text{eff}} < 0.7279$ eV and $N_{\text{eff}} < 3.4273$ for Λ CDM+ ν_s , $m_{\nu, \text{sterile}}^{\text{eff}} < 0.7006$ eV and $N_{\text{eff}} < 3.3922$ for w CDM+ ν_s , and $m_{\nu, \text{sterile}}^{\text{eff}} < 0.6475$ eV and $N_{\text{eff}} < 3.4674$ for HDE+ ν_s . We find that the fit results of $m_{\nu, \text{sterile}}^{\text{eff}}$ and N_{eff} are similar for the three models. This is because the data combination Planck TT,TE,EE+lowP+BAO does not sensitive to the parameters of sterile neutrino and they actually cannot give a tight constraint on the sterile neutrino parameters. In Fig. 1, we compare the constraint results of the three models in the fit to the Planck TT,TE,EE+lowP+BAO data combination. We find that N_{eff} is positively correlated with H_0 in the three models, but the results of H_0 are quite different. This indicates that the dark energy properties play an important role in changing the fit results.

The BAO distance scales measurements are considered to break the geometric degeneracy, but not enough, thus including the low-redshift observations helps further break the parameter degeneracy. In

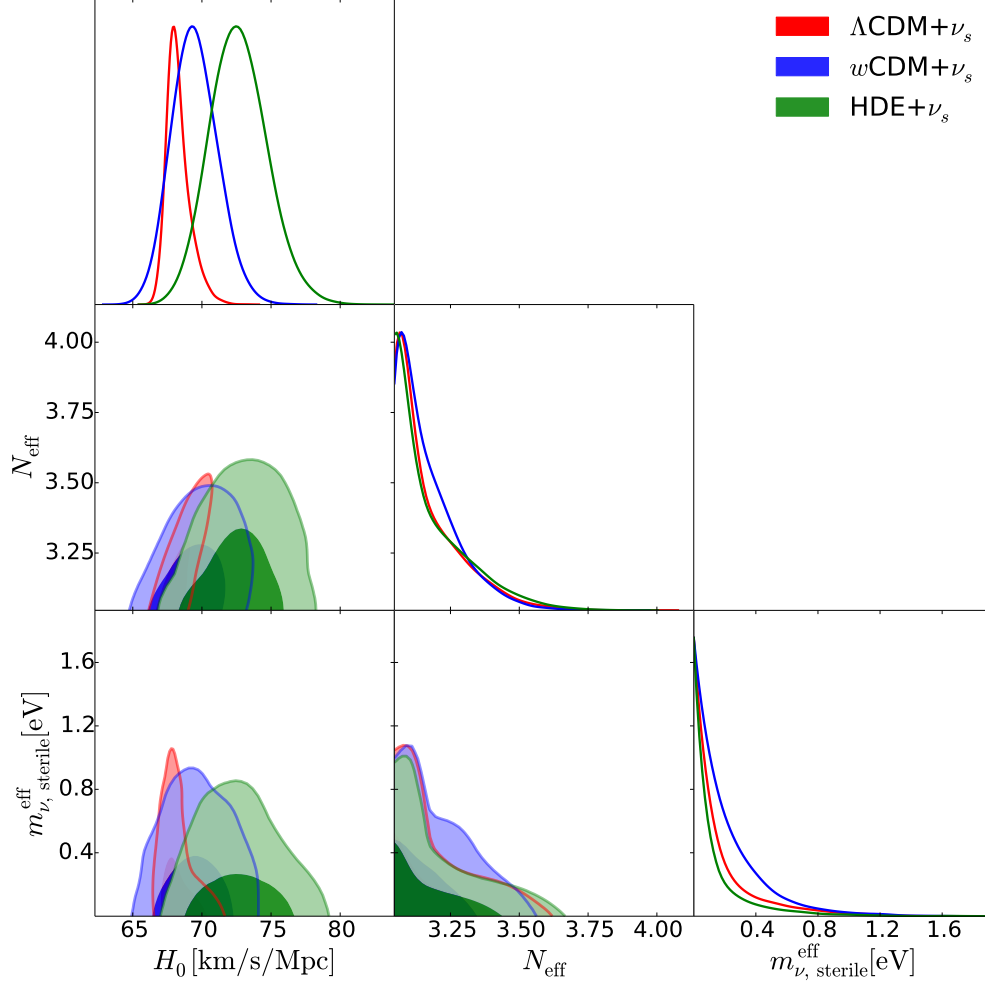


FIG. 1: The one-dimensional posterior distributions and two-dimensional marginalized contours (68.3% and 95.4% CL) for the $\Lambda\text{CDM}+\nu_s$ (red), $w\text{CDM}+\nu_s$ (blue), and $\text{HDE}+\nu_s$ (green) models, from the constraints of the Planck TT,TE,EE+lowP+BAO data combination.

the case of the Planck TT,TE,EE+lowP+BAO+SN+ H_0 +lensing, we have $m_{\nu,\text{sterile}}^{\text{eff}} < 0.2675$ eV and $N_{\text{eff}} < 3.5718$ for $\Lambda\text{CDM}+\nu_s$, $m_{\nu,\text{sterile}}^{\text{eff}} < 0.5313$ eV and $N_{\text{eff}} < 3.5008$ for $w\text{CDM}+\nu_s$, and $m_{\nu,\text{sterile}}^{\text{eff}} < 0.1989$ eV and $N_{\text{eff}} < 3.6701$ for $\text{HDE}+\nu_s$.

Obviously, we see that adding the low-redshift data strikingly changes the values of the upper limit of $m_{\nu,\text{sterile}}^{\text{eff}}$. Including low-redshift data tightens the constraints on $m_{\nu,\text{sterile}}^{\text{eff}}$ for the three models. For the $w\text{CDM}+\nu_s$ model, the constraint is weakest, and for the $\text{HDE}+\nu_s$ model, the constraint is most stringent, which is in accordance with the conclusions in previous studies for the active neutrino mass [16] (see also [10]), i.e., it was found that the HDE model leads to the extremely stringent limit on the total mass of active neutrinos, $\sum m_\nu < 0.113$ eV, with the data combination Planck TT,TE,EE+lowP+BAO+SN+ H_0 +lensing. Similarly, with regard to the sterile neutrino, the HDE cosmology also leads to an extremely stringent

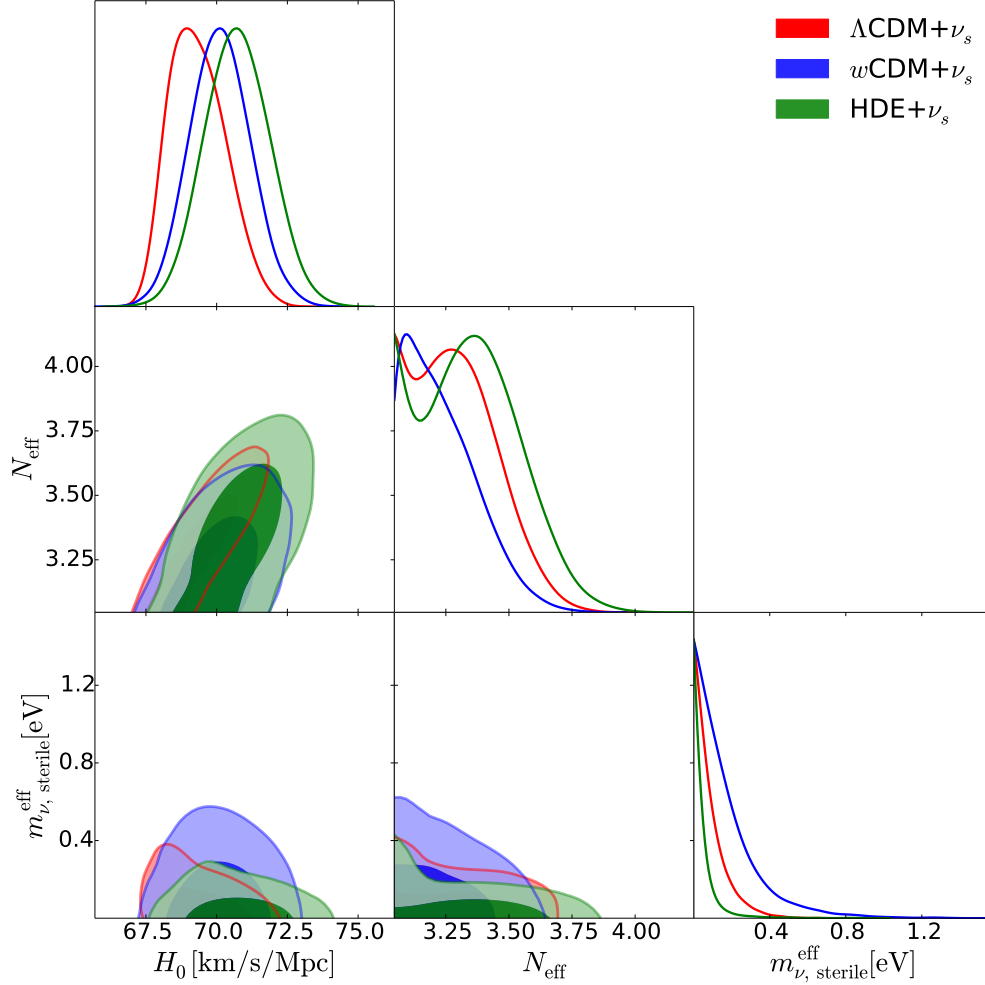


FIG. 2: The one-dimensional posterior distributions and two-dimensional marginalized contours (68.3% and 95.4% CL) for the Λ CDM+ ν_s (red), w CDM+ ν_s (blue), and HDE+ ν_s (green) models, from the constraints of the Planck TT,TE,EE+lowP+BAO+SN+ H_0 +lensing data combination.

upper limit on $m_{\nu_s, \text{sterile}}^{\text{eff}}$. Besides, for the constraint results for the parameter N_{eff} , we find that N_{eff} cannot be well constrained using the Planck TT,TE,EE+lowP+BAO+SN+ H_0 +lensing data, but the addition of the measurement of growth of structure data can significantly improve the constraint on N_{eff} . For example, in Ref. [41] the detection of $\Delta N_{\text{eff}} > 0$ in the Λ CDM cosmology is at the 1.27σ with the data combination of Planck TT,TE,EE+lowP+BAO+SZ+ H_0 +lensing+WL, and in Ref. [57] the detection of $\Delta N_{\text{eff}} > 0$ in the holographic dark energy cosmology is at the 2.75σ with the data combination of Planck TT+lowP+BAO+SN+RSD+WL+lensing+ H_0 (here, WL refers to weak lensing and RSD refers to redshift space distortions). In fact, we only consider to give conservation constraints on the sterile neutrino, and so we do not use the measurements of growth of structure for combined constraints in this paper. Figure 2 shows the comparison of the three models under the constraints from

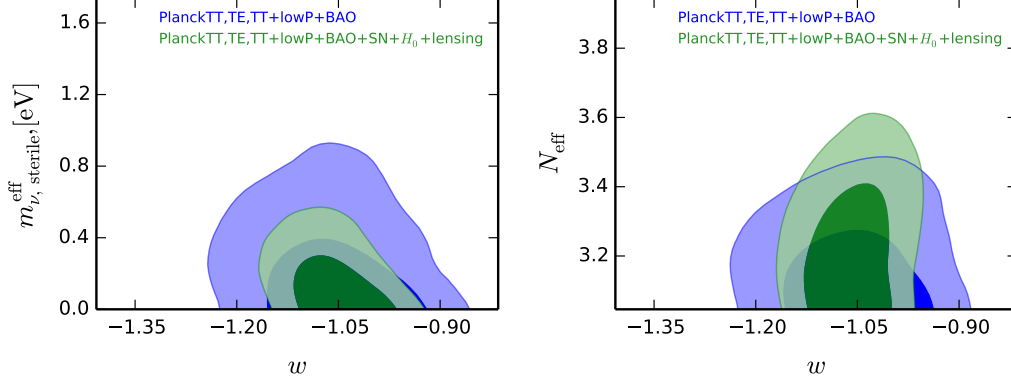


FIG. 3: Constraint results for the $w\text{CDM}+\nu_s$ model from the Planck TT,TE,EE+lowP+BAO data combination and the Planck TT,TE,EE+lowP+BAO+SN+ H_0 +lensing data combination. Left panel: two-dimensional marginalized posterior contours (68.3% and 95.4% CL) in the $m_{\nu,\text{sterile}}^{\text{eff}}-w$ plane. Right panel: two-dimensional marginalized posterior contours (68.3% and 95.4% CL) in the $N_{\text{eff}}-w$ plane.

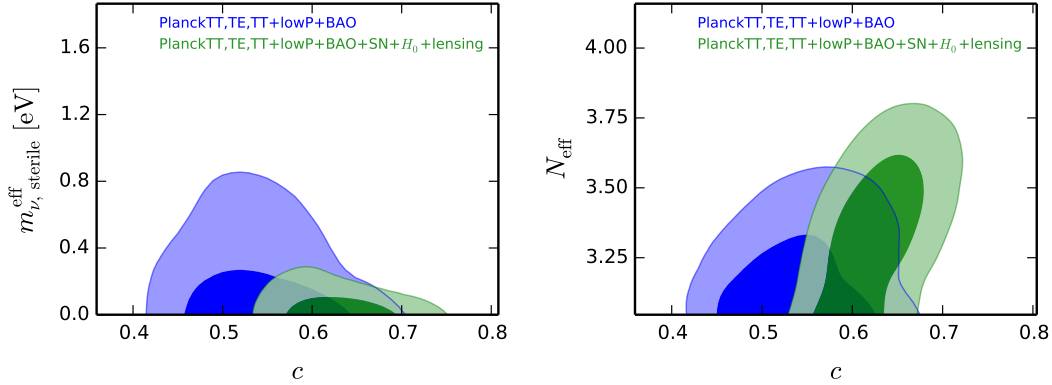


FIG. 4: Constraint results for the HDE+ ν_s model from the Planck TT,TE,EE+lowP+BAO data combination and the Planck TT,TE,EE+lowP+BAO+SN+ H_0 +lensing data combination. Left panel: two-dimensional marginalized posterior contours (68.3% and 95.4% CL) in the $m_{\nu,\text{sterile}}^{\text{eff}}-c$ plane. Right panel: two-dimensional marginalized posterior contours (68.3% and 95.4% CL) in the $N_{\text{eff}}-c$ plane.

PlanckTT,TE,EE+lowP+BAO+SN+ H_0 +lensing.

To directly show how dark energy properties affect the constraints on sterile neutrino parameters, the dependence of $m_{\nu,\text{sterile}}^{\text{eff}}$ and N_{eff} upon the parameters of dynamical dark energy models is plotted in Figs. 3 and 4. Both figures are obtained by using the two data combinations.

For the $w\text{CDM}+\nu_s$ model, from Table I, we have $w = -1.057^{+0.074}_{-0.061}$ without low-redshift data, and it changes to $w = -1.058 \pm 0.044$ after considering low-redshift data. Obviously, including low-redshift data tightens the constraints on the dark energy parameter w . Moreover, in Fig. 3, we find that $m_{\nu,\text{sterile}}^{\text{eff}}$ is

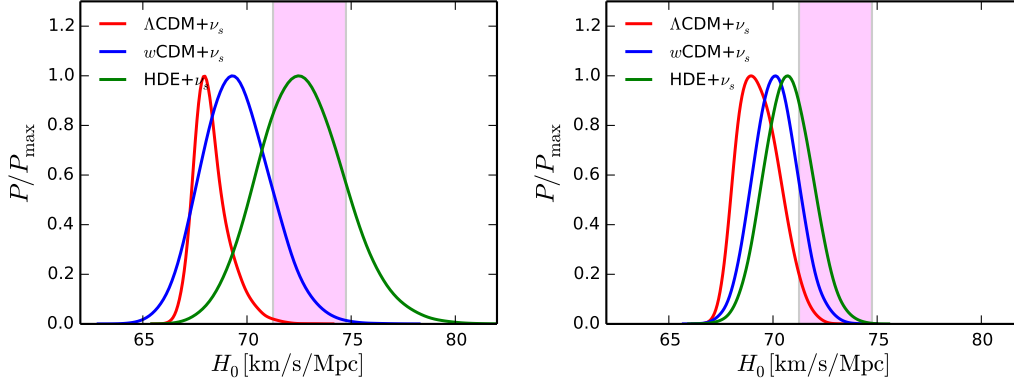


FIG. 5: The one-dimensional posterior distributions of H_0 in the $\Lambda\text{CDM}+\nu_s$, $w\text{CDM}+\nu_s$, and $\text{HDE}+\nu_s$ models, from the constraints of Planck TT,TE,EE+lowP+BAO (left) and Planck TT,TE,EE+lowP+BAO+SN+ H_0 +lensing (right).

anticorrelated with w , and adding low-redshift data changes the limits on $m_{\nu,\text{sterile}}^{\text{eff}}$ and N_{eff} ; the upper limit on $m_{\nu,\text{sterile}}^{\text{eff}}$ is driven to a lower value, while the upper limit on N_{eff} is driven to a higher value.

For the $\text{HDE}+\nu_s$ model, from Table I, we have $c = 0.541_{-0.054}^{+0.043}$ without low-redshift data, and it changes to $c = 0.628_{-0.041}^{+0.034}$ with low-redshift data. We find that the Planck CMB data prefer a low value of c , and the low-redshift observations tend to drive c upward to a higher value. We also plot the two-dimensional posterior distribution contours (68.3% and 95.4% CL) in the $m_{\nu,\text{sterile}}^{\text{eff}}-c$ plane and the $N_{\text{eff}}-c$ plane, under the constraints from two data combinations, in Fig. 4. We find that $m_{\nu,\text{sterile}}^{\text{eff}}$ is slightly anticorrelated with c . Evidently, adding low-redshift data tightens the constraints on the dark energy parameter c and changes the limit on $m_{\nu,\text{sterile}}^{\text{eff}}$ and N_{eff} . As the same to the case of $w\text{CDM}$, including the low-redshift data drives $m_{\nu,\text{sterile}}^{\text{eff}}$ to a lower value and drives N_{eff} to a higher value for their upper limits.

The value of χ_{min}^2 for different models in the fit are also listed. For the $w\text{CDM}+\nu_s$ model, the value of χ_{min}^2 is slightly larger than the $\Lambda\text{CDM}+\nu_s$ model for Planck TT,TE,EE+lowP+BAO, but slightly smaller after considering the low-redshift data. In the all-data case, the $w\text{CDM}+\nu_s$ model leads to an increase of $\Delta\chi^2 = -2.022$ compared with the $\Lambda\text{CDM}+\nu_s$ model, indicating that in this case the $w\text{CDM}+\nu_s$ model can improve the fit. Actually, when we use the information criterion to make a model selection, we have $\Delta\text{AIC} = -0.022$ for the $w\text{CDM}+\nu_s$ model in this case, which shows that the $w\text{CDM}+\nu_s$ model is only slightly better than the $\Lambda\text{CDM}+\nu_s$ model from the statistical point of view. For the $\text{HDE}+\nu_s$ model, the values of χ_{min}^2 are much larger than those of the $\Lambda\text{CDM}+\nu_s$ model (the reason is that the HDE model cannot fit the BAO point at $z_{\text{eff}} = 0.57$ and the JLA data well in the global fit). Compared to the $\Lambda\text{CDM}+\nu_s$ model, the $\text{HDE}+\nu_s$ model leads to an increase of $\Delta\chi^2 = 12.622$ under the Planck TT,TE,EE+lowP+BAO constraint and an increase of $\Delta\chi^2 = 14.844$ under the Planck TT,TE,EE+lowP+BAO+SN+ H_0 +lensing constraint. That is to say, the $\text{HDE}+\nu_s$ model has $\Delta\text{AIC} = 14.622$ and $\Delta\text{AIC} = 16.844$ for the two data combination cases, which

shows that the $\text{HDE}+\nu_s$ model is not favored by the current cosmological observations, compared to the case of ΛCDM .

Next, we discuss the tension issue. In fact, the tension between the Planck observation and the local measurement of the Hubble constant have been studied widely [12, 41–46, 57, 63, 78–81]. To reduce the tension, more possibilities should be explored. One interesting suggestion is to consider additional sterile neutrino species in the universe [41–46], and another interesting suggestion is to consider the dynamical dark energy cosmology [12, 63, 80, 81]. Furthermore, in order to reduce the tension, we consider the massive sterile neutrinos in dynamical dark energy cosmology in this paper.

In Fig. 5, we show the one-dimensional posterior distributions of H_0 for the three models. In the left panel, we show the case of fitting to the Planck TT,TE,EE+lowP+BAO data, and in the right panel, we show the case of fitting to the Planck TT,TE,EE+lowP+BAO+SN+ H_0 +lensing data. From this figure, we can clearly see that once the sterile neutrinos are considered in the dynamical dark energy models, then under the constraint of the two data combinations, the fit value of H_0 can become much larger. In Table I, under the constraints of Planck TT,TE,EE+lowP+BAO data, we obtain $H_0 = 68.30^{+0.53}_{-1.00} \text{ km s}^{-1} \text{ Mpc}^{-1}$ for the $\Lambda\text{CDM}+\nu_s$ model, $H_0 = 69.50^{+1.50}_{-1.80} \text{ km s}^{-1} \text{ Mpc}^{-1}$ for the $w\text{CDM}+\nu_s$ model, and $H_0 = 72.70^{+1.90}_{-2.20} \text{ km s}^{-1} \text{ Mpc}^{-1}$ for the $\text{HDE}+\nu_s$ model. This indicates that the tension with the local value of the Hubble constant, $H_0 = 73.00 \pm 1.75 \text{ km s}^{-1} \text{ Mpc}^{-1}$, is at 2.57σ level, 1.52σ level, and 0.12σ level, respectively. We find that in the $w\text{CDM}+\nu_s$ model, the tension is slightly relieved compared with the $\Lambda\text{CDM}+\nu_s$ model, while in the $\text{HDE}+\nu_s$ model the tension is largely relieved. Under the constraints of Planck TT,TE,EE+lowP+BAO+SN+ H_0 +lensing data, we obtain $H_0 = 69.35^{+0.83}_{-1.19} \text{ km s}^{-1} \text{ Mpc}^{-1}$ for the $\Lambda\text{CDM}+\nu_s$ model, $H_0 = 70.10 \pm 1.00 \text{ km s}^{-1} \text{ Mpc}^{-1}$ for the $w\text{CDM}+\nu_s$ model, and $H_0 = 70.70 \pm 1.10 \text{ km s}^{-1} \text{ Mpc}^{-1}$ for the $\text{HDE}+\nu_s$ model. In this case, the tension with the Hubble constant direct measurement is at 1.88σ level, 1.44σ level, and 1.11σ level, respectively. We thus find that the tension can be largely relieved once sterile neutrinos and dynamical dark energy are both considered. Therefore, compared to the $\Lambda\text{CDM}+\nu_s$ model, the dynamical dark energy models with sterile neutrinos can indeed largely relieve the tension between the Planck observation and the local measurement of the Hubble constant. In this aspect, the HDE model is better than the $w\text{CDM}$ model.

IV. CONCLUSION

We consider the massive sterile neutrinos in dynamical dark energy cosmology in this paper. To test how dynamical dark energy would affect the constraint limits on sterile neutrino parameters, we employ two typical, simple dark energy models as examples, i.e., the $w\text{CDM}$ model and the HDE model, to make

an analysis. They both have only one more parameter than the Λ CDM model. The observational data used in this paper include the Planck TT,TE,EE+lowP data, the BAO data, the SN data, the H_0 direct measurement, and the CMB lensing measurements.

For comparing the three models (Λ CDM+ ν_s , w CDM+ ν_s , and HDE+ ν_s), we have shown the effects of the dark energy parameters on the constraints of the parameters such as H_0 , N_{eff} , and $m_{\nu,\text{sterile}}^{\text{eff}}$ (Figs. 1 and 2), which indicates that the dark energy properties play an important role in changing the fit results. Using the Planck TT,TE,EE+lowP+BAO data, we obtain $m_{\nu,\text{sterile}}^{\text{eff}} < 0.7279$ eV and $N_{\text{eff}} < 3.4273$ for Λ CDM+ ν_s , $m_{\nu,\text{sterile}}^{\text{eff}} < 0.7006$ eV and $N_{\text{eff}} < 3.3922$ for w CDM+ ν_s , and $m_{\nu,\text{sterile}}^{\text{eff}} < 0.6475$ eV and $N_{\text{eff}} < 3.4674$ for HDE+ ν_s . Using Planck TT,TE,EE+lowP+BAO+SN+ H_0 +lensing data, we obtain $m_{\nu,\text{sterile}}^{\text{eff}} < 0.2675$ eV and $N_{\text{eff}} < 3.5718$ for Λ CDM+ ν_s , $m_{\nu,\text{sterile}}^{\text{eff}} < 0.5313$ eV and $N_{\text{eff}} < 3.5008$ for w CDM+ ν_s , and $m_{\nu,\text{sterile}}^{\text{eff}} < 0.1989$ eV and $N_{\text{eff}} < 3.6701$ for HDE+ ν_s . We find that including low-redshift data tightens the constraints on $m_{\nu,\text{sterile}}^{\text{eff}}$ for the three models, and under the constraint of Planck TT,TE,EE+lowP+BAO+SN+ H_0 +lensing data combination, compared with the Λ CDM+ ν_s model, in the w CDM+ ν_s model the limit on $m_{\nu,\text{sterile}}^{\text{eff}}$ becomes much looser, but in the HDE+ ν_s model the limit becomes much more stringent. Our analysis also show that $m_{\nu,\text{sterile}}^{\text{eff}}$ is anticorrelated with w in the w CDM+ ν_s model (Fig. 3), and is slightly anticorrelated with c in the HDE+ ν_s model (Fig. 4). Therefore, we conclude that the dark energy property can exert a significant influence on the sterile neutrino parameters, and our study shows neither in a Λ CDM cosmology nor in a dynamical dark energy cosmology a sterile neutrino with eV-scale mass is not favored by the current observations.

Moreover, we discuss the goodness of fits and make comparison for the three models from the statistical point of view. Compared with the Λ CDM+ ν_s model, the w CDM+ ν_s model can evidently improve the fit and the w CDM+ ν_s model is slightly better from the statistical point of view under the Planck TT,TE,EE+lowP+BAO+SN+ H_0 +lensing constraint. However, compared to the Λ CDM+ ν_s model, the HDE+ ν_s model is not favored by the current cosmological observations.

Furthermore, we also consider the massive sterile neutrinos in dynamical dark energy cosmology to reconcile the tension between the Planck observation and the recent H_0 direct measurement. Using the Planck TT,TE,EE+lowP+BAO data, the tension of H_0 is at 2.57σ level (the Λ CDM+ ν_s model), 1.52σ level (the w CDM+ ν_s model), and 0.12σ level (the HDE+ ν_s model), respectively. We further include low-redshift data in global fit of three models, we find that this tension is at 1.88σ level (the Λ CDM+ ν_s model), 1.44σ level (the w CDM+ ν_s model), and 1.11σ level (the HDE+ ν_s model), respectively. This analysis is shown in Fig. 5. This indicates that compared to the Λ CDM+ ν_s model, the dynamical dark energy model with sterile neutrinos can indeed largely relieve the tension between the Planck observation and the local measurement of the Hubble constant. In the aspect of eliminating the H_0 tension, the HDE cosmology is better than the

w CDM cosmology.

Acknowledgments

This work was supported by the National Natural Science Foundation of China (Grants No. 11522540 and No. 11690021), the National Program for Support of Top-notch Young Professionals, and the Provincial Department of Education of Liaoning (Grant No. L2012087).

-
- [1] J. Lesgourgues and S. Pastor, Massive neutrinos and cosmology, *Phys. Rept.* **429**, 307 (2006) doi:10.1016/j.physrep.2006.04.001 [astro-ph/0603494].
 - [2] F. Capozzi, E. Di Valentino, E. Lisi, A. Marrone, A. Melchiorri and A. Palazzo, Global constraints on absolute neutrino masses and their ordering, arXiv:1703.04471 [hep-ph].
 - [3] W. Yang, R. C. Nunes, S. Pan and D. F. Mota, Effects of neutrino mass hierarchies on dynamical dark energy models, arXiv:1703.02556 [astro-ph.CO].
 - [4] E. K. Li, H. Zhang, M. Du, Z. H. Zhou and L. Xu, Probing the Neutrino Mass Hierarchy with Dynamical Dark Energy Model, arXiv:1703.01554 [astro-ph.CO].
 - [5] X. Zhang, Weighing neutrinos in dynamical dark energy models, *Sci. China Phys. Mech. Astron.* **60**, 060431 (2017) doi:10.1007/s11433-017-9025-7 [arXiv:1703.00651 [astro-ph.CO]].
 - [6] R. Y. Guo, Y. H. Li, J. F. Zhang and X. Zhang, Weighing neutrinos in the scenario of vacuum energy interacting with cold dark matter: application of the parameterized post-Friedmann approach, *JCAP* **1705**, no. 05, 040 (2017) doi:10.1088/1475-7516/2017/05/040 [arXiv:1702.04189 [astro-ph.CO]].
 - [7] S. Vagnozzi, E. Giusarma, O. Mena, K. Freese, M. Gerbino, S. Ho and M. Lattanzi, Unveiling ν secrets with cosmological data: neutrino masses and mass hierarchy, arXiv:1701.08172 [astro-ph.CO].
 - [8] W. M. Dai, Z. K. Guo, R. G. Cai and Y. Z. Zhang, Lorentz invariance violation in the neutrino sector: a joint analysis from big bang nucleosynthesis and the cosmic microwave background, arXiv:1701.02553 [astro-ph.CO].
 - [9] M. M. Zhao, Y. H. Li, J. F. Zhang and X. Zhang, Constraining neutrino mass and extra relativistic degrees of freedom in dynamical dark energy models using Planck 2015 data in combination with low-redshift cosmological probes: basic extensions to Λ CDM cosmology, *Mon. Not. Roy. Astron. Soc.* **469**, 1713 (2017) doi:10.1093/mnras/stx978 [arXiv:1608.01219 [astro-ph.CO]].
 - [10] S. Wang, Y. F. Wang, D. M. Xia and X. Zhang, Impacts of dark energy on weighing neutrinos: mass hierarchies considered, *Phys. Rev. D* **94**, no. 8, 083519 (2016) doi:10.1103/PhysRevD.94.083519 [arXiv:1608.00672 [astro-ph.CO]].
 - [11] J. Lu, M. Liu, Y. Wu, Y. Wang and W. Yang, Cosmic constraint on massive neutrinos in viable $f(R)$ gravity with producing Λ CDM background expansion, *Eur. Phys. J. C* **76**, no. 12, 679 (2016) doi:10.1140/epjc/s10052-016-4525-7 [arXiv:1606.02987 [astro-ph.CO]].

- [12] E. Di Valentino, A. Melchiorri and J. Silk, Reconciling Planck with the local value of H_0 in extended parameter space, arXiv:1606.00634 [astro-ph.CO].
- [13] E. Giusarma, M. Gerbino, O. Mena, S. Vagnozzi, S. Ho and K. Freese, Improvement of cosmological neutrino mass bounds, Phys. Rev. D **94**, no. 8, 083522 (2016) doi:10.1103/PhysRevD.94.083522 [arXiv:1605.04320 [astro-ph.CO]].
- [14] F. Capozzi, E. Lisi, A. Marrone, D. Montanino and A. Palazzo, Neutrino masses and mixings: Status of known and unknown 3ν parameters, Nucl. Phys. B **908**, 218 (2016) doi:10.1016/j.nuclphysb.2016.02.016 [arXiv:1601.07777 [hep-ph]].
- [15] Q. G. Huang, K. Wang and S. Wang, Constraints on the neutrino mass and mass hierarchy from cosmological observations, Eur. Phys. J. C **76**, no. 9, 489 (2016) doi:10.1140/epjc/s10052-016-4334-z [arXiv:1512.05899 [astro-ph.CO]].
- [16] X. Zhang, Impacts of dark energy on weighing neutrinos after Planck 2015, Phys. Rev. D **93**, no. 8, 083011 (2016) doi:10.1103/PhysRevD.93.083011 [arXiv:1511.02651 [astro-ph.CO]].
- [17] Y. Chen and L. Xu, Galaxy clustering, CMB and supernova data constraints on ϕ CDM model with massive neutrinos, Phys. Lett. B **752**, 66 (2016) doi:10.1016/j.physletb.2015.11.022 [arXiv:1507.02008 [astro-ph.CO]].
- [18] E. Di Valentino, A. Melchiorri and J. Silk, Beyond six parameters: extending Λ CDM, Phys. Rev. D **92**, no. 12, 121302 (2015) doi:10.1103/PhysRevD.92.121302 [arXiv:1507.06646 [astro-ph.CO]].
- [19] S. Dell’Oro, S. Marcocci, M. Viel and F. Vissani, The contribution of light Majorana neutrinos to neutrino-less double beta decay and cosmology, JCAP **1512**, no. 12, 023 (2015) doi:10.1088/1475-7516/2015/12/023 [arXiv:1505.02722 [hep-ph]].
- [20] J. F. Zhang, M. M. Zhao, Y. H. Li and X. Zhang, Neutrinos in the holographic dark energy model: constraints from latest measurements of expansion history and growth of structure, JCAP **1504**, 038 (2015) doi:10.1088/1475-7516/2015/04/038 [arXiv:1502.04028 [astro-ph.CO]].
- [21] H. M. Zhu, U. L. Pen, X. Chen and D. Inman, Probing Neutrino Hierarchy and Chirality via Wakes, Phys. Rev. Lett. **116**, no. 14, 141301 (2016) doi:10.1103/PhysRevLett.116.141301 [arXiv:1412.1660 [astro-ph.CO]].
- [22] M. Drewes, The Phenomenology of Right Handed Neutrinos, Int. J. Mod. Phys. E **22**, 1330019 (2013) doi:10.1142/S0218301313300191 [arXiv:1303.6912 [hep-ph]].
- [23] Y. H. Li, S. Wang, X. D. Li and X. Zhang, Holographic dark energy in a Universe with spatial curvature and massive neutrinos: a full Markov Chain Monte Carlo exploration, JCAP **1302**, 033 (2013) doi:10.1088/1475-7516/2013/02/033 [arXiv:1207.6679 [astro-ph.CO]].
- [24] M. C. Gonzalez-Garcia and M. Maltoni, Phenomenology with Massive Neutrinos, Phys. Rept. **460**, 1 (2008) doi:10.1016/j.physrep.2007.12.004 [arXiv:0704.1800 [hep-ph]].
- [25] S. Gariazzo, C. Giunti and M. Laveder, Light Sterile Neutrinos in Cosmology and Short-Baseline Oscillation Experiments, JHEP **1311**, 211 (2013) doi:10.1007/JHEP11(2013)211 [arXiv:1309.3192 [hep-ph]].
- [26] C. Giunti, M. Laveder, Y. F. Li and H. W. Long, Pragmatic View of Short-Baseline Neutrino Oscillations, Phys. Rev. D **88**, 073008 (2013) doi:10.1103/PhysRevD.88.073008 [arXiv:1308.5288 [hep-ph]].
- [27] J. Kopp, P. A. N. Machado, M. Maltoni and T. Schwetz, Sterile Neutrino Oscillations: The Global Picture, JHEP

- 1305**, 050 (2013) doi:10.1007/JHEP05(2013)050 [arXiv:1303.3011 [hep-ph]].
- [28] C. Giunti, M. Laveder, Y. F. Li and H. W. Long, Short-baseline electron neutrino oscillation length after troitsk, Phys. Rev. D **87**, no. 1, 013004 (2013) doi:10.1103/PhysRevD.87.013004 [arXiv:1212.3805 [hep-ph]].
 - [29] C. Giunti, M. Laveder, Y. F. Li, Q. Y. Liu and H. W. Long, Update of Short-Baseline Electron Neutrino and Antineutrino Disappearance, Phys. Rev. D **86**, 113014 (2012) doi:10.1103/PhysRevD.86.113014 [arXiv:1210.5715 [hep-ph]].
 - [30] A. A. Aguilar-Arevalo *et al.* [MiniBooNE Collaboration], A Combined $\nu_\mu \rightarrow \nu_e$ and $\bar{\nu}_\mu \rightarrow \bar{\nu}_e$ Oscillation Analysis of the MiniBooNE Excesses, arXiv:1207.4809 [hep-ex].
 - [31] J. M. Conrad, C. M. Ignarra, G. Karagiorgi, M. H. Shaevitz and J. Spitz, Sterile Neutrino Fits to Short Baseline Neutrino Oscillation Measurements, Adv. High Energy Phys. **2013**, 163897 (2013) doi:10.1155/2013/163897 [arXiv:1207.4765 [hep-ex]].
 - [32] G. Mention, M. Fechner, T. Lasserre, T. A. Mueller, D. Lhuillier, M. Cribier and A. Letourneau, The Reactor Antineutrino Anomaly, Phys. Rev. D **83**, 073006 (2011) doi:10.1103/PhysRevD.83.073006 [arXiv:1101.2755 [hep-ex]].
 - [33] C. Giunti and M. Laveder, Statistical Significance of the Gallium Anomaly, Phys. Rev. C **83**, 065504 (2011) doi:10.1103/PhysRevC.83.065504 [arXiv:1006.3244 [hep-ph]].
 - [34] A. Aguilar-Arevalo *et al.* [LSND Collaboration], Evidence for neutrino oscillations from the observation of anti-neutrino(electron) appearance in a anti-neutrino(muon) beam, Phys. Rev. D **64**, 112007 (2001) doi:10.1103/PhysRevD.64.112007 [hep-ex/0104049].
 - [35] M. C. Gonzalez-Garcia, M. Maltoni, J. Salvado and T. Schwetz, Global fit to three neutrino mixing: critical look at present precision, JHEP **1212**, 123 (2012) doi:10.1007/JHEP12(2012)123 [arXiv:1209.3023 [hep-ph]].
 - [36] K. N. Abazajian *et al.*, Light Sterile Neutrinos: A White Paper, arXiv:1204.5379 [hep-ph].
 - [37] S. Hannestad, I. Tamborra and T. Tram, Thermalisation of light sterile neutrinos in the early universe, JCAP **1207**, 025 (2012) doi:10.1088/1475-7516/2012/07/025 [arXiv:1204.5861 [astro-ph.CO]].
 - [38] J. M. Conrad, W. C. Louis and M. H. Shaevitz, The LSND and MiniBooNE Oscillation Searches at High Δm^2 , Ann. Rev. Nucl. Part. Sci. **63**, 45 (2013) doi:10.1146/annurev-nucl-102711-094957 [arXiv:1306.6494 [hep-ex]].
 - [39] P. Adamson *et al.* [Daya Bay and MINOS Collaborations], Limits on Active to Sterile Neutrino Oscillations from Disappearance Searches in the MINOS, Daya Bay, and Bugey-3 Experiments, Phys. Rev. Lett. **117**, no. 15, 151801 (2016) Addendum: [Phys. Rev. Lett. **117**, no. 20, 209901 (2016)] doi:10.1103/PhysRevLett.117.151801, 10.1103/PhysRevLett.117.209901 [arXiv:1607.01177 [hep-ex]].
 - [40] M. G. Aartsen *et al.* [IceCube Collaboration], Searches for Sterile Neutrinos with the IceCube Detector, Phys. Rev. Lett. **117**, no. 7, 071801 (2016) doi:10.1103/PhysRevLett.117.071801 [arXiv:1605.01990 [hep-ex]].
 - [41] L. Feng, J. F. Zhang and X. Zhang, A search for sterile neutrinos with the latest cosmological observations, arXiv:1703.04884 [astro-ph.CO].
 - [42] C. Dvorkin, M. Wyman, D. H. Rudd and W. Hu, Neutrinos help reconcile Planck measurements with both the early and local Universe, Phys. Rev. D **90**, no. 8, 083503 (2014) doi:10.1103/PhysRevD.90.083503 [arXiv:1403.8049 [astro-ph.CO]].

- [43] J. F. Zhang, Y. H. Li and X. Zhang, Sterile neutrinos help reconcile the observational results of primordial gravitational waves from Planck and BICEP2, *Phys. Lett. B* **740**, 359 (2015) doi:10.1016/j.physletb.2014.12.012 [arXiv:1403.7028 [astro-ph.CO]].
- [44] R. A. Battye and A. Moss, Evidence for Massive Neutrinos from Cosmic Microwave Background and Lensing Observations, *Phys. Rev. Lett.* **112**, no. 5, 051303 (2014) doi:10.1103/PhysRevLett.112.051303 [arXiv:1308.5870 [astro-ph.CO]].
- [45] J. Hamann and J. Hasenkamp, A new life for sterile neutrinos: resolving inconsistencies using hot dark matter, *JCAP* **1310**, 044 (2013) doi:10.1088/1475-7516/2013/10/044 [arXiv:1308.3255 [astro-ph.CO]].
- [46] M. Wyman, D. H. Rudd, R. A. Vanderveld and W. Hu, Neutrinos Help Reconcile Planck Measurements with the Local Universe, *Phys. Rev. Lett.* **112**, no. 5, 051302 (2014) doi:10.1103/PhysRevLett.112.051302 [arXiv:1307.7715 [astro-ph.CO]].
- [47] A. Palazzo, Phenomenology of light sterile neutrinos: a brief review, *Mod. Phys. Lett. A* **28**, 1330004 (2013) doi:10.1142/S0217732313300048 [arXiv:1302.1102 [hep-ph]].
- [48] P. Ko and Y. Tang, ν AMDM: A model for sterile neutrino and dark matter reconciles cosmological and neutrino oscillation data after BICEP2, *Phys. Lett. B* **739**, 62 (2014) doi:10.1016/j.physletb.2014.10.035 [arXiv:1404.0236 [hep-ph]].
- [49] M. Archidiacono, N. Fornengo, S. Gariazzo, C. Giunti, S. Hannestad and M. Laveder, Light sterile neutrinos after BICEP-2, *JCAP* **1406**, 031 (2014) doi:10.1088/1475-7516/2014/06/031 [arXiv:1404.1794 [astro-ph.CO]].
- [50] J. F. Zhang, Y. H. Li and X. Zhang, Cosmological constraints on neutrinos after BICEP2, *Eur. Phys. J. C* **74**, 2954 (2014) doi:10.1140/epjc/s10052-014-2954-8 [arXiv:1404.3598 [astro-ph.CO]].
- [51] M. Archidiacono, S. Hannestad, R. S. Hansen and T. Tram, Cosmology with self-interacting sterile neutrinos and dark matter - A pseudoscalar model, *Phys. Rev. D* **91**, no. 6, 065021 (2015) doi:10.1103/PhysRevD.91.065021 [arXiv:1404.5915 [astro-ph.CO]].
- [52] Y. H. Li, J. F. Zhang and X. Zhang, Tilt of primordial gravitational wave spectrum in a universe with sterile neutrinos, *Sci. China Phys. Mech. Astron.* **57**, 1455 (2014) doi:10.1007/s11433-014-5509-y [arXiv:1405.0570 [astro-ph.CO]].
- [53] F. P. An *et al.* [Daya Bay Collaboration], Search for a Light Sterile Neutrino at Daya Bay, *Phys. Rev. Lett.* **113**, 141802 (2014) doi:10.1103/PhysRevLett.113.141802 [arXiv:1407.7259 [hep-ex]].
- [54] J. F. Zhang, J. J. Geng and X. Zhang, Neutrinos and dark energy after Planck and BICEP2: data consistency tests and cosmological parameter constraints, *JCAP* **1410**, no. 10, 044 (2014) doi:10.1088/1475-7516/2014/10/044 [arXiv:1408.0481 [astro-ph.CO]].
- [55] J. F. Zhang, Y. H. Li and X. Zhang, Measuring growth index in a universe with sterile neutrinos, *Phys. Lett. B* **739**, 102 (2014) doi:10.1016/j.physletb.2014.10.044 [arXiv:1408.4603 [astro-ph.CO]].
- [56] Y. H. Li, J. F. Zhang and X. Zhang, Probing $f(R)$ cosmology with sterile neutrinos via measurements of scale-dependent growth rate of structure, *Phys. Lett. B* **744**, 213 (2015) doi:10.1016/j.physletb.2015.03.063 [arXiv:1502.01136 [astro-ph.CO]].
- [57] M. M. Zhao, D. Z. He, J. F. Zhang and X. Zhang, A search for sterile neutrinos in holographic dark energy

- cosmology: Reconciling Planck observation with the local measurement of Hubble constant, arXiv:1703.08456 [astro-ph.CO].
- [58] A. Einstein, Cosmological Considerations in the General Theory of Relativity, Sitzungsber. Preuss. Akad. Wiss. Berlin (Math. Phys.) **1917**, 142 (1917).
 - [59] M. Li, X. Li and X. Zhang, Comparison of dark energy models: A perspective from the latest observational data, Sci. China Phys. Mech. Astron. **53**, 1631 (2010) doi:10.1007/s11433-010-4083-1 [arXiv:0912.3988 [astro-ph.CO]].
 - [60] Y. Y. Xu and X. Zhang, Comparison of dark energy models after Planck 2015, Eur. Phys. J. C **76**, no. 11, 588 (2016) doi:10.1140/epjc/s10052-016-4446-5 [arXiv:1607.06262 [astro-ph.CO]].
 - [61] M. Li, X. D. Li, Y. Z. Ma, X. Zhang and Z. Zhang, Planck Constraints on Holographic Dark Energy, JCAP **1309**, 021 (2013) doi:10.1088/1475-7516/2013/09/021 [arXiv:1305.5302 [astro-ph.CO]].
 - [62] S. Wang, Y. Wang and M. Li, Holographic Dark Energy, arXiv:1612.00345 [astro-ph.CO].
 - [63] M. Li, X. D. Li, Y. Z. Ma, X. Zhang and Z. Zhang, Planck Constraints on Holographic Dark Energy, JCAP **1309**, 021 (2013) doi:10.1088/1475-7516/2013/09/021 [arXiv:1305.5302 [astro-ph.CO]].
 - [64] D. Z. He, J. F. Zhang and X. Zhang, Redshift drift constraints on holographic dark energy, Sci. China Phys. Mech. Astron. **60**, no. 3, 039511 (2017) doi:10.1007/s11433-016-0472-1 [arXiv:1607.05643 [astro-ph.CO]].
 - [65] J. Cui, Y. Xu, J. Zhang and X. Zhang, Strong gravitational lensing constraints on holographic dark energy, Sci. China Phys. Mech. Astron. **58**, 110402 (2015) doi:10.1007/s11433-015-5734-z [arXiv:1511.06956 [astro-ph.CO]].
 - [66] S. Wang, J. J. Geng, Y. L. Hu and X. Zhang, Revisit of constraints on holographic dark energy: SNLS3 dataset with the effects of time-varying β and different light-curve fitters, Sci. China Phys. Mech. Astron. **58**, no. 1, 019801 (2015) doi:10.1007/s11433-014-5628-5 [arXiv:1312.0184 [astro-ph.CO]].
 - [67] M. Li, A Model of holographic dark energy, Phys. Lett. B **603**, 1 (2004) doi:10.1016/j.physletb.2004.10.014 [hep-th/0403127].
 - [68] A. Lewis and S. Bridle, Cosmological parameters from CMB and other data: A Monte Carlo approach, Phys. Rev. D **66**, 103511 (2002) doi:10.1103/PhysRevD.66.103511 [astro-ph/0205436].
 - [69] Akaike H. A new look at the statistical model identification. IEEE Trans Automatic Control, 1974, 19:716-723
 - [70] N. Aghanim *et al.* [Planck Collaboration], Planck 2015 results. XI. CMB power spectra, likelihoods, and robustness of parameters, arXiv:1507.02704 [astro-ph.CO].
 - [71] P. A. R. Ade *et al.* [Planck Collaboration], Planck 2015 results. XIII. Cosmological parameters, arXiv:1502.01589 [astro-ph.CO].
 - [72] A. J. Cuesta *et al.*, The clustering of galaxies in the SDSS-III Baryon Oscillation Spectroscopic Survey: Baryon Acoustic Oscillations in the correlation function of LOWZ and CMASS galaxies in Data Release 12, Mon. Not. Roy. Astron. Soc. **457**, no. 2, 1770 (2016) doi:10.1093/mnras/stw066 [arXiv:1509.06371 [astro-ph.CO]].
 - [73] F. Beutler *et al.*, The 6dF Galaxy Survey: Baryon Acoustic Oscillations and the Local Hubble Constant, Mon. Not. Roy. Astron. Soc. **416**, 3017 (2011) doi:10.1111/j.1365-2966.2011.19250.x [arXiv:1106.3366 [astro-ph.CO]].

- [74] A. J. Ross, L. Samushia, C. Howlett, W. J. Percival, A. Burden and M. Manera, The clustering of the SDSS DR7 main Galaxy sample C I. A 4 per cent distance measure at $z = 0.15$, *Mon. Not. Roy. Astron. Soc.* **449**, no. 1, 835 (2015) doi:10.1093/mnras/stv154 [arXiv:1409.3242 [astro-ph.CO]]
- [75] M. Betoule *et al.* [SDSS Collaboration], Improved cosmological constraints from a joint analysis of the SDSS-II and SNLS supernova samples, *Astron. Astrophys.* **568**, A22 (2014) [arXiv:1401.4064 [astro-ph.CO]].
- [76] A. G. Riess *et al.*, A 2.4% Determination of the Local Value of the Hubble Constant, *Astrophys. J.* **826**, no. 1, 56 (2016) doi:10.3847/0004-637X/826/1/56 [arXiv:1604.01424 [astro-ph.CO]].
- [77] P. A. R. Ade *et al.* [Planck Collaboration], Planck 2015 results. XV. Gravitational lensing, doi:10.1051/0004-6361/201525941 arXiv:1502.01591 [astro-ph.CO].
- [78] J. Sola, A. Gomez-Valent and J. d. C. Perez, The H_0 tension in light of vacuum dynamics in the Universe, arXiv:1705.06723 [astro-ph.CO].
- [79] E. Di Valentino, A. Melchiorri and O. Mena, Can interacting dark energy solve the H_0 tension?, arXiv:1704.08342 [astro-ph.CO].
- [80] Q. G. Huang and K. Wang, How the dark energy can reconcile Planck with local determination of the Hubble constant, *Eur. Phys. J. C* **76**, no. 9, 506 (2016) doi:10.1140/epjc/s10052-016-4352-x [arXiv:1606.05965 [astro-ph.CO]].
- [81] E. Di Valentino, E. Giusarma, M. Lattanzi, O. Mena, A. Melchiorri and J. Silk, Cosmological Axion and neutrino mass constraints from Planck 2015 temperature and polarization data, *Phys. Lett. B* **752**, 182 (2016) doi:10.1016/j.physletb.2015.11.025 [arXiv:1507.08665 [astro-ph.CO]].