

Models and Materials for Generalized Kitaev Magnetism

Stephen M. Winter,¹ Alexander A. Tsirlin,² Maria Daghofer,³
Jeroen van den Brink,^{4,5} Yogesh Singh,⁶ Philipp Gegenwart,² and Roser Valentí^{1,*}

¹*Institut für Theoretische Physik, Goethe-Universität Frankfurt,
Max-von-Laue-Str. 1, 60438 Frankfurt am Main, Germany*

²*Experimental Physics VI, Center for Electronic Correlations and Magnetism,
University of Augsburg, 86159 Augsburg, Germany*

³*Institut für Funktionelle Materie und Quantentechnologien,
Universität Stuttgart, Pfaffenwaldring 57, 70569 Stuttgart, Germany*

⁴*Institute for Theoretical Solid State Physics, IFW Dresden, Helmholtzstrasse 20, 01069 Dresden, Germany*

⁵*Institute for Theoretical Physics, TU Dresden, 01069 Dresden, Germany*

⁶*Indian Institute of Science Education and Research Mohali,
Sector 81, S. A. S. Nagar, Manauli PO 140306, India*

The exactly solvable Kitaev model on the honeycomb lattice has recently received enormous attention linked to the hope of achieving novel spin-liquid states with fractionalized Majorana-like excitations. In this review, we analyze the mechanism proposed by G. Jackeli and G. Khaliullin to identify Kitaev materials based on spin-orbital dependent bond interactions and provide a comprehensive overview of its implications in real materials. We set the focus on experimental results and current theoretical understanding of planar honeycomb systems (Na₂IrO₃, α -Li₂IrO₃, and α -RuCl₃), three-dimensional Kitaev materials (β - and γ -Li₂IrO₃), and other potential candidates, completing the review with the list of open questions awaiting new insights.

I. INTRODUCTION

One of the most sought after states of matter in magnetic materials is a quantum spin liquid with its highly uncommon properties, such as fractionalized excitations and non-trivial entanglement. The realization of quantum spin liquid states remains, however, elusive with very few known candidates (for reviews, see Refs. 1 and 2). The hope for finding new candidates experienced in the last decade a considerable boost triggered by (i) the formulation by Alexei Kitaev in 2006 of an exactly solvable model on the hexagonal (honeycomb) lattice with a quantum spin liquid ground state and fractionalized Majorana-like excitations,³ and (ii) the proposal by George Jackeli and Ginyat Khaliullin in 2009 of a mechanism for designing appropriate Kitaev exchange interaction terms in spin-orbit-coupled 4d and 5d transition-metal-based insulators.⁴ Since then, an enormous amount of theoretical and experimental work has been devoted to understanding the properties of such so-called Kitaev systems and, at the same time, it has opened new fields of research.

In this review, we present an extensive theoretical and experimental overview of the models and materials related to the Jackeli-Khaliullin mechanism, and discuss our present understanding of their properties as well as future directions.

II. THEORETICAL CONSIDERATIONS

A. The Kitaev Honeycomb Model

We begin with a brief review of Kitaev's much-studied honeycomb model, and its exact solution.³ A more in-

depth review can be found, for example, in Refs. 3, 5, and 6. The model belongs to a larger class of so-called quantum compass Hamiltonians,⁷ in which spin-spin interactions along each bond are anisotropic, and depend on the orientation of the bond. For Kitaev's, there are three flavours of bonds emerging from each site on the honeycomb lattice; these bonds host orthogonal Ising interactions:

$$\mathcal{H} = \sum_{\langle ij \rangle} S_i^\gamma S_j^\gamma \quad (1)$$

where $\gamma = \{x, y, z\}$. Such bonds are labelled X-, Y- and Z-bonds, respectively, as shown in Fig. 1. Exact solution of the model is accomplished through representation of the spin operators in terms of four types of Majorana fermions $\{b_i^x, b_i^y, b_i^z, c_i\}$, such that $S_i^\gamma = \frac{i}{2} b_i^\gamma c_i$. The Hamiltonian is then written:

$$\mathcal{H} = \frac{1}{4} \sum_{\langle ij \rangle} b_i^\gamma b_j^\gamma c_i c_j \quad (2)$$

From this form, it can be seen that the b^γ fermions are completely local entities, since bonds of any given type are disconnected from other bonds of the same type. For this reason, $u_{ij} = i b_i^\gamma b_j^\gamma = \pm 1$ is a constant of motion. In this sense, the b^γ operators associated with each bond can be replaced by their (self-consistently determined) expectation values, providing the quadratic Hamiltonian:

$$\mathcal{H} = \frac{-i}{4} \sum_{ij} \langle u_{ij} \rangle c_i c_j \quad (3)$$

This form can be exactly diagonalized for a given configuration of $\langle u_{ij} \rangle$. The states in this representation are therefore defined by the configuration of “flux” variables

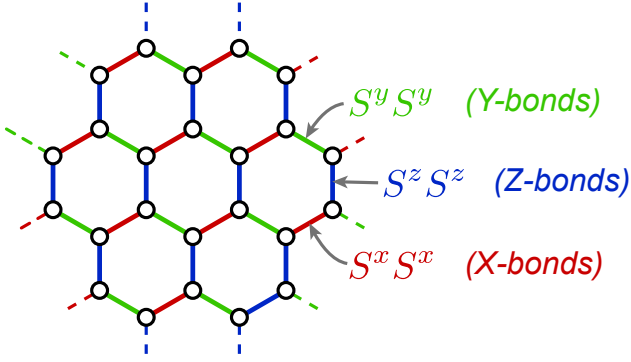


FIG. 1. (Color online) Definition of the interactions in Kitaev's honeycomb model. The so-called X-, Y-, and Z-bonds host orthogonal Ising interactions.

u_{ij} and “matter” c fermions. Since the Majorana basis is an over-complete representation, one must, however, be careful to identify gauge distinct configurations.

The description of the ground state was given by Kitaev,³ with reference to earlier work by Lieb.⁸ The ground state possesses long-range order in the emergent flux degrees of freedom described by the gauge-invariant plaquette operator $W_p = 2^6 S_1^x S_2^y S_3^z S_4^x S_5^y S_6^z = \prod_{i=1}^6 S_i^\gamma S_{i+1}^\gamma = \prod_{i=1}^6 u_{i,i+1}$. On the honeycomb lattice, the lowest energy corresponds to the “flux-free” condition with $W_p = +1$ on every six-site hexagonal plaquette. Since W_p does not commute with the local spin operators, this “flux-ordered” ground state cannot exhibit any long-range spin order, and instead is a \mathbb{Z}_2 spin-liquid with only short range nearest neighbour spin-spin correlations. Much of the interest in this phase arises from Kitaev's observation that the gapped phase appearing in finite magnetic field displays anyonic excitations that may be relevant to applications in topological quantum computing.³

From the theoretical side, the availability of an exact solution has facilitated a significant understanding of the model, with major advancements in descriptions of the dynamics, and topological properties.^{3,5,9–13} These aspects have been reviewed elsewhere.^{14–16} From the experimental perspective, the relative simplicity of the Kitaev model has inspired the possibility for realization in real materials. Indeed, only a few years after Kitaev's work, a mechanism for designing the required Ising terms in Mott insulators with heavy transition metals that exhibit strong spin-orbit coupling was put forward by Jackeli and Khaliullin.⁴ This mechanism is discussed in the next section.

B. The Jackeli-Khaliullin Mechanism

Jackeli and Khaliullin⁴ studied the magnetic interactions between spin-orbital coupled d^5 ions in an octahedral environment. In this case, the crystal field splits the

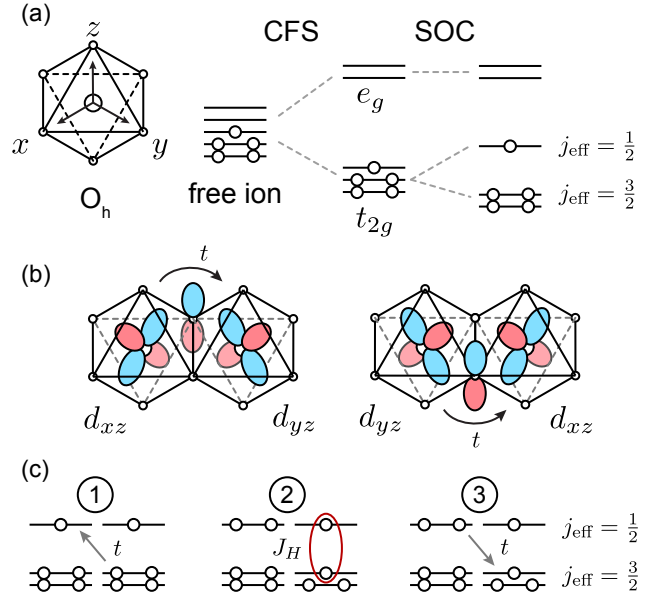


FIG. 2. (Color online) (a) Combined effect of crystal field splitting and spin-orbit coupling (SOC) on the local d -orbital states. (b) Summary of hopping paths considered in the idealized edge-sharing model of Jackeli and Khaliullin. (c) Schematic view of virtual processes that lead to the emergence of the Kitaev interactions for this case.

d -orbitals into an empty e_g pair, and a triply degenerate t_{2g} combination, containing one hole (Fig. 2(a)). The unquenched t_{2g} orbital degree of freedom can lead to a variety of complex effects.¹⁷ For heavy $4d$ and $5d$ transition metals, the direct coupling of the spin and orbital moments of the hole via $\mathcal{H} = \lambda \mathbf{L}_{t_{2g}} \cdot \mathbf{S}$ can split the t_{2g} states into those with total effective angular momentum $j_{\text{eff}} = \frac{1}{2}$ and $\frac{3}{2}$ described by:

$$|j_{1/2}\rangle = \begin{cases} \frac{1}{\sqrt{3}}(-|xy, \uparrow\rangle - i|xz, \downarrow\rangle - |yz, \downarrow\rangle) & (m_j = +\frac{1}{2}) \\ \frac{1}{\sqrt{3}}(|xy, \downarrow\rangle + i|xz, \uparrow\rangle - |yz, \uparrow\rangle) & (m_j = -\frac{1}{2}) \end{cases} \quad (4)$$

and

$$|j_{3/2}\rangle = \begin{cases} \frac{1}{\sqrt{2}}(-i|xz, \uparrow\rangle - |yz, \uparrow\rangle) & (m_j = +\frac{3}{2}) \\ \frac{1}{\sqrt{6}}(2|xy, \uparrow\rangle - i|xz, \downarrow\rangle - |yz, \downarrow\rangle) & (m_j = +\frac{1}{2}) \\ \frac{1}{\sqrt{6}}(2|xy, \downarrow\rangle - i|xz, \uparrow\rangle + |yz, \uparrow\rangle) & (m_j = -\frac{1}{2}) \\ \frac{1}{\sqrt{2}}(-i|xz, \downarrow\rangle + |yz, \downarrow\rangle) & (m_j = -\frac{3}{2}) \end{cases} \quad (5)$$

In the limit of large Hubbard U , one hole is localized on each d^5 metal atom, and the low-energy degrees of freedom are the local $j_{\text{eff}} = \frac{1}{2}$ local magnetic moments. Given their spin-orbital nature, the interactions between such local moments are generally highly anisotropic¹⁸ and can be cast into the form:

$$\mathcal{H} = \sum_{ij} J_{ij} \mathbf{S}_i \cdot \mathbf{S}_j + \mathbf{D}_{ij} \cdot (\mathbf{S}_i \times \mathbf{S}_j) + \mathbf{S}_i \cdot \mathbf{\Gamma}_{ij} \cdot \mathbf{S}_j \quad (6)$$

where J_{ij} is the isotropic Heisenberg coupling, \mathbf{D}_{ij} is the Dzyaloshinskii-Moriya (DM) vector, and $\mathbf{\Gamma}_{ij}$ is the symmetric pseudo-dipolar tensor. Realization of the pure Kitaev model requires that $J_{ij}, \mathbf{D}_{ij} \rightarrow 0$ for every bond, while only one component of the $\mathbf{\Gamma}_{ij}$ tensor remains nonzero (i.e. $\Gamma_{zz} \neq 0$ for the Z-bond). At first, such strict conditions may appear difficult to engineer in real materials, particularly because the leading contributions to the interactions obtained in lowest orders of perturbation theory in t/U are known to satisfy a hidden symmetry^{19,20} $\mathbf{\Gamma}_{ij} \propto \mathbf{D}_{ij} \otimes \mathbf{D}_{ij}$. That is, for bonds where the DM interaction is vanishing, the coupling tends to be dominated by the isotropic J_{ij} Heisenberg terms.

It is in this context that the importance of the seminal observation of Jackeli and Khaliullin⁴ can be understood. They showed, for idealized *edge-sharing* octahedra with inversion symmetry, that (i) *all* leading order contributions to the interactions vanish, (ii) J_{ij} and \mathbf{D}_{ij} are identically zero up to the next higher order, and (iii) the only nonzero component of $\mathbf{\Gamma}_{ij}$ arising from higher order effects is precisely the desired Kitaev term. This amazing insight spawned the entire field of research reviewed in this work.

In particular, Jackeli and Khaliullin considered the case where hopping between edge-sharing metal sites occurs only via hybridization with the intervening ligand p -orbitals. In this case, the hopping paths shown in Fig. 2(b) interfere, so that hopping of holes between $j_{\text{eff}} = \frac{1}{2}$ states vanishes. In fact, the only relevant hopping takes a hole from a $j_{\text{eff}} = \frac{1}{2}$ state to an $m_j = \pm \frac{3}{2}$ component of the $j_{\text{eff}} = \frac{3}{2}$ quartet on an adjacent site (Fig. 2(c)). In such a virtual configuration, with two holes on a given site, Hund's coupling (J_H) acts between the $j_{\text{eff}} = \frac{1}{2}$ and excited $\frac{3}{2}$ moments, ultimately generating ferromagnetic interactions in the ground state $\propto t^2 J_H / U^2$. Importantly, since only the extremal $m_j = \pm \frac{3}{2}$ components contribute, these couplings become Ising-like $S_i^\gamma S_j^\gamma$, with principle axis (γ) perpendicular to the plane of the bond. This renders precisely the desired Kitaev interaction. For edge-sharing octahedra, the three bonds emerging from each metal site naturally have orthogonal Ising axes.

While experimental studies, reviewed below, demonstrate the validity of Jackeli and Khaliullin's observations, it remains essential to understand the modifications to the Jackeli-Khaliullin picture in real materials. Deviations from the ideal scenario result in a variety of complex phenomena.

C. Extensions for Real Materials

Microscopically, plausible extensions of the Jackeli-Khaliullin mechanism to real materials are based mostly on two observations: (i) a more accurate consideration of the coupling on each bond must include the effects of local distortions of the crystal field, direct d - d hopping, and mixing with higher lying states outside the t_{2g} man-

ifold, and (ii) the $4d$ and $5d$ orbitals are spatially rather extended, which may generate substantial longer-range exchange beyond nearest neighbours. In this section, we review the current understanding of each of these effects.

In the most general case, anisotropic magnetic interactions between sites i and j is described by the Hamiltonian:

$$\mathcal{H}_{ij} = \mathbf{S}_i \cdot \mathbf{J}_{ij} \cdot \mathbf{S}_j \quad (7)$$

where \mathbf{J}_{ij} is a 3×3 exchange tensor. There are different schemes to parametrize this tensor, which are appropriate for different local symmetries. Assuming local C_{2h} symmetry of the ij -bond, the convention is to write the interactions:

$$\begin{aligned} \mathcal{H}_{ij} = & J_{ij} \mathbf{S}_i \cdot \mathbf{S}_j + K_{ij} S_i^\gamma S_j^\gamma + \Gamma_{ij} \left(S_i^\alpha S_j^\beta + S_i^\beta S_j^\alpha \right) \\ & + \Gamma'_{ij} \left(S_i^\gamma S_j^\alpha + S_i^\alpha S_j^\gamma + S_i^\beta S_j^\gamma + S_i^\gamma S_j^\beta \right) \end{aligned} \quad (8)$$

where $\{\alpha, \beta, \gamma\} = \{y, z, x\}, \{z, x, y\}$ and $\{x, y, z\}$, for the X-, Y-, and Z-bonds, respectively. For lower symmetry local environments, further terms may also be required to fully parameterize the interactions. For example, a finite Dzyaloshinskii-Moriya interaction $\mathbf{D}_{ij} \cdot (\mathbf{S}_i \times \mathbf{S}_j)$ is symmetry permitted for second-neighbour interactions in all Kitaev candidate lattices, as well as certain first-neighbour bonds in the 3D materials.

Before reviewing the origin of these additional interactions, we remark that the phase diagram of Eq. (8) has been studied in detail in various parameter regimes. The first works considered the simplest extension to Kitaev's model on the honeycomb lattice, namely the addition of a nearest neighbour J_1 term to yield the Heisenberg-Kitaev (HK) model, which has now been studied at the classical and quantum levels, both at zero,^{21–25} and finite temperature,^{26–28} as well as finite magnetic field.^{29–31} The effects of finite off-diagonal nearest-neighbour interactions Γ_1 and Γ'_1 were later considered,^{22,32,33} along with longer range second neighbour Kitaev K_2 terms,³⁴ and Heisenberg J_2, J_3 interactions.^{35,36} These works have revealed, in addition to the Kitaev spin-liquid states appearing for large nearest neighbour Kitaev $|K_1|$ interactions, a complex variety of interesting magnetically ordered states, which are selected by the various competing anisotropic interactions. A relatively comprehensive view of these phases, in relation to the real materials, has now emerged from detailed analysis of the parameter regimes thought to be relevant to various materials.^{37–43} The interested reader is referred to these works. Finally, significant interest in Kitaev-like models on other lattices has been prompted by the study of materials detailed in sections III C and IV. For example, a variety of theoretical works focusing on the 3D honeycomb derivatives^{44–49} have now appeared, along with studies on the 2D triangular lattice,^{50–52} and others.⁵³

1. Local Distortions

In real materials, distortion of the local crystal field environment away from perfect octahedral geometry reduces the point group symmetry at each metal atom from the ideal O_h to C_2 or C_3 , for example. Such lattice distortions lift the degeneracy of the t_{2g} orbitals and partially quench the orbital angular momentum. This effect alters the nature of the $4d$ and $5d$ holes from spin-orbit entangled $j_{\text{eff}} = \frac{1}{2}$ states to states favouring a different mixture of spin and orbital character. Accordingly, the effective magnetic couplings also interpolate between different regimes, depending on the strength of spin-orbit coupling in relation to the magnitude of the induced t_{2g} splitting. For example, for distortions that completely lift the t_{2g} degeneracy, the local moments are continuously deformed into conventional pure $s = \frac{1}{2}$ states, which exhibit nearly isotropic Heisenberg interactions, as the orbital angular momentum is progressively quenched. Otherwise, coupling of the spin to a partially quenched orbital momentum may produce alternate anisotropic exchange interactions beyond the ideal Kitaev terms.

The effects of local distortions of the crystal field can be illustrated by reviewing the simplest relevant case where C_3 symmetry is retained, such as considered in Ref. 32, 36, and 54. Such distortions include trigonal compression or elongation of the octahedra, as shown in Fig. 3(a). In this case, the t_{2g} manifold is split into singly degenerate $a_{(1g)}$ and doubly degenerate $e_{(g)}$ orbitals (for $\lambda = 0$). For $\lambda \neq 0$, Fig. 3(b) shows the ground state hole occupancy as a function of Δ/λ expressed in both, the j_{eff} and the t_{2g} basis. For a distortion with a $[111]$ principle axis, in terms of the cubic $\{x, y, z\}$ axes,³⁶ the $a_{(1g)}$ and $e_{(g)}$ orbitals are:

$$\begin{aligned} |a_{(1g)}\rangle &= \frac{1}{\sqrt{3}} (|xy\rangle + |xz\rangle + |yz\rangle) \quad , \quad E_{a1} = -2\Delta \quad (9) \\ |e_{(g)}\rangle &= \left\{ \begin{array}{l} \frac{1}{\sqrt{6}} (2|xy\rangle - |xz\rangle - |yz\rangle) \\ \frac{1}{\sqrt{2}} (|xz\rangle - |yz\rangle) \end{array} \right\} \quad , \quad E_e = +\Delta \end{aligned} \quad (10)$$

For $\Delta > 0$, the $4d$ or $5d$ hole mostly occupies the e orbitals, resulting in unquenched orbital angular momentum that couples to the spin, splitting the e orbitals into two spin-orbital doublets. The limit of large distortion $\Delta \gg \lambda$ was studied in Ref. 55 for the case of pure ligand-assisted hopping. In this case, the nearest neighbour Kitaev coupling vanishes ($K_1 \rightarrow 0$), to be replaced by large off-diagonal interactions $\Gamma_1 = \Gamma'_1$, as shown in Fig. 3(c).

After a coordinate rotation, the Hamiltonian of Eq. (8) becomes, in this limit:

$$\mathcal{H} = \sum_{\langle ij \rangle} J \mathbf{S}_i \cdot \mathbf{S}_j + B S_i^{\hat{n}} S_j^{\hat{n}} \quad (11)$$

where $\hat{n} \parallel [111]$ for every bond. This is nothing more than the Heisenberg-Ising model with Ising axis perpendicular to the honeycomb plane. This regime is characterized by

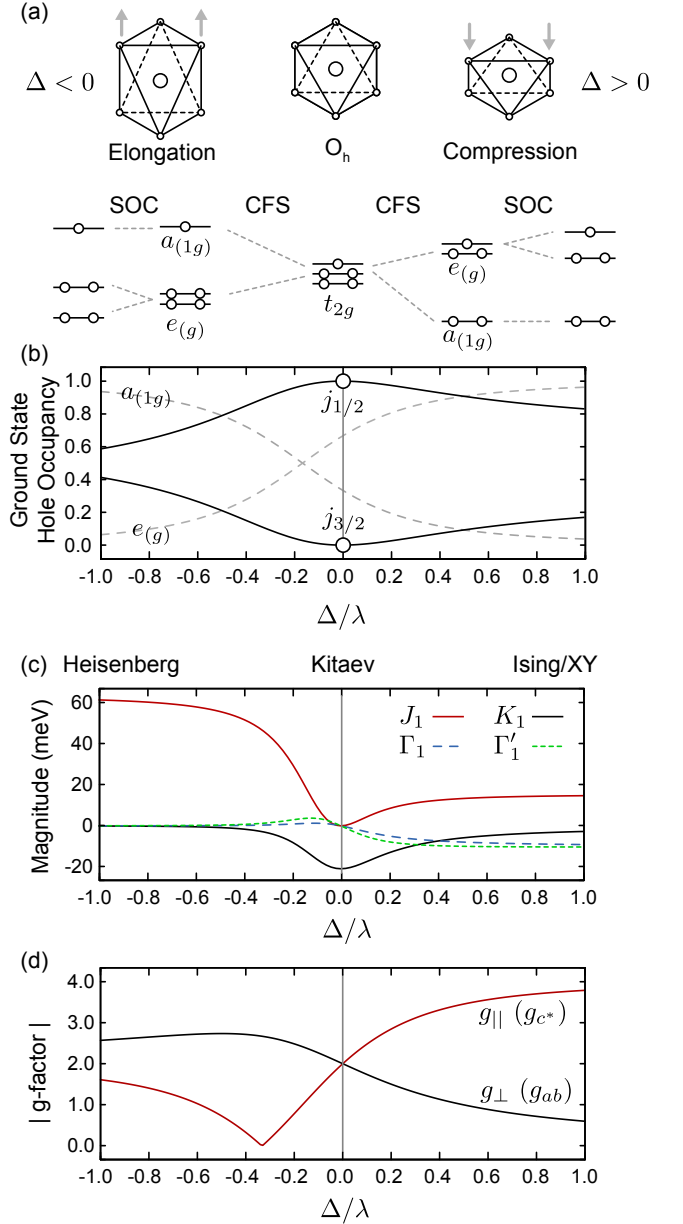


FIG. 3. (Color online) (a) Effects of trigonal distortion on the d -orbital states. (b) Evolution of the composition of the t_{2g} hole with crystal field splitting. The contribution from $j_{\text{eff}} = \frac{1}{2}$ states remains large over a wide range. (c) Modification of the nearest neighbour interactions for pure ligand-assisted (t_2) hopping. (d) Induced anisotropy of the g -factor; $||$ refers to the normal of the honeycomb plane.

a strongly anisotropic g -factor,⁵⁴ with $g_{||} \gg g_{\perp}$, where $||$ refers to the $[111]$ direction (Fig. 3(d)).

For $\Delta < 0$, the $4d$ or $5d$ hole instead mostly occupies the nondegenerate a_1 orbital, completely quenching the orbital angular momentum for large $|\Delta|$. For the limit $-\Delta \gg \lambda$, all anisotropic interactions are therefore suppressed, resulting in pure spin doublets coupled by Heisenberg interactions (Fig. 3(a,c)). This regime is as-

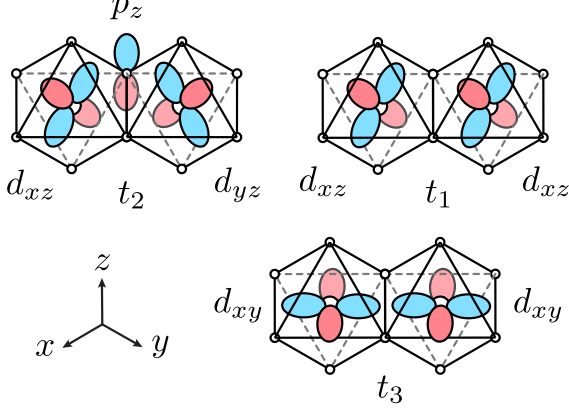


FIG. 4. (Color online) Contributions to nearest neighbour hopping interactions in edge-sharing octahedra (Z-bond). While t_2 is dominated by ligand-assisted hopping, t_1 and t_3 arise mainly from direct metal-metal hopping.

sociated with $g_{\perp} > g_{\parallel}$ ⁵⁴ (Fig. 3(d)).

It is worth noting that even a small trigonal crystal field splitting $\Delta/\lambda \sim 0.2$ may result in a significant modification of the local magnetic interactions. For this reason, quantification of Δ through estimates of the anisotropic g -tensor and through RIXS measurements⁵⁶ of the d - d transition energies provides vital information about the composition of the low-energy magnetic degrees of freedom. Controlling the ratio Δ/λ represents a significant synthetic goal in designing Kitaev-Jackeli-Khaliullin materials.

2. General hopping scenario

As discussed in Refs. 32, 36, 43, and 57, additional magnetic interactions arising from non-ligand assisted direct $d-d$ hopping may also induce significant deviations from the pure Kitaev interactions in real materials. This is particularly true because the heavy $4d$ and $5d$ elements possess rather diffuse orbitals, which may have a significant direct overlap. For the Z-bond, assuming C_{2h} symmetry, the d - d hopping matrix may generally be written (in the notation of Ref. 57):

$$\begin{array}{c|ccc}
 & d_{i,yz} & d_{i,xz} & d_{i,xy} \\
 \hline
 d_{j,yz} & t_1 & t_2 & t_4 \\
 d_{j,xz} & t_2 & t_1 & t_4 \\
 d_{j,xy} & t_4 & t_4 & t_3
 \end{array} \quad (12)$$

where t_2 is dominated by ligand-assisted hopping, while t_1 and t_3 arise primarily from direct metal-metal interactions. The typically smaller t_4 vanishes for perfect O_h local geometry, and is therefore associated with local distortions of the metal octahedra discussed above.³² In terms of these hopping integrals, the magnetic inter-

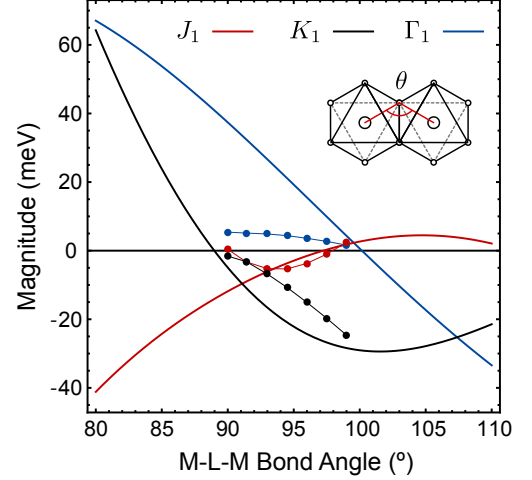


FIG. 5. (Color online) Dependence of the nearest neighbour magnetic interactions on metal-ligand-metal (M-L-M) bond angle θ . The solid lines represent data from perturbation theory in Ref. 43, and do not include the effects of crystal field splitting or $t_{2g} - e_g$ mixing. Points represent data from quantum chemistry calculations in Ref. 37 for an idealized structure of α -Li₂IrO₃. Both methods show similar trends: $K_1 < 0$ is dominant only near $\theta \sim 100^\circ$.

actions, up to second order,^{43,57} are given by:

$$J_{ij} = \frac{4\mathbb{A}}{9} (2t_1 + t_3)^2 - \frac{8\mathbb{B}}{9} \{9t_4^2 + 2(t_1 - t_3)^2\} \quad (13)$$

$$K_{ij} = \frac{8\mathbb{B}}{3} \{(t_1 - t_3)^2 + 3t_4^2 - 3t_2^2\} \quad (14)$$

$$\Gamma_{ij} = \frac{8\mathbb{B}}{3} \{2t_2(t_1 - t_3) + 3t_4^2\} \quad (15)$$

$$\Gamma'_{ij} = \frac{8\mathbb{B}}{3} \{t_4(3t_2 + t_3 - t_1)\} \quad (16)$$

for $\mathbb{A} \sim 1/U \gg \mathbb{B} \sim J_H/(3U^2)$, in terms of the local Coulomb repulsion U and Hund's coupling J_H . It is worth noting that the presence of an inversion center between sites i and j forbids low-order contributions $\propto \mathbb{A}$ to the anisotropic K, Γ and Γ' terms. The anisotropic exchange arises completely from the effects of Hund's coupling, as in the Jackeli-Khaliullin mechanism.

The effects of direct metal-metal hopping on the interactions are controlled primarily by the metal-metal bond distance, or alternately the metal-ligand-metal (M-L-M) bond angle, which modulates the strength of t_1 and t_3 hopping.⁴³ For the large M-L-M bond angles $> 90^\circ$ typically found in real materials, t_1 and t_3 are partly suppressed, leading to dominant ferromagnetic Kitaev interactions $K_1 < 0$ as proposed in the original Jackeli-Khaliullin mechanism. In contrast, small M-L-M bond angles (large t_1 and t_3) may provide instead an antiferromagnetic Kitaev term $K_1 > 0$, and large $\Gamma_1 > 0$ and $J_1 > 0$ (Fig. 5). It can be expected that the real materials lie somewhere between these two extremes, suggesting the relevant interactions for real materials include a ferro-

magnetic nearest neighbour Kitaev term, supplemented by finite J_1 and Γ_1 . This expectation has been confirmed by various *ab-initio* studies on a variety of Kitaev materials.^{37,39,41,43,58} As discussed in Refs. 46 and 57, this region of nearest-neighbour interactions supports, on various lattices, both collinear zigzag antiferromagnetic order, and incommensurate noncollinear orders, which are consistent with the observed ground states in the known Kitaev candidate materials (discussed in detail below). The application of external pressure is generally expected to compress the metal-metal bonds, suppressing K_1 , and shifting the materials away from the Kitaev spin-liquid.⁵⁹

3. Higher Order Nearest Neighbour Terms

There also exist additional contributions to the above nearest neighbour interactions that arise from t_{2g} - e_g mixing, and metal-ligand hybridization.²² Combined, these higher order effects produce interactions of the form:

$$\mathcal{H}_{ij} = I_{ij} (2S_i^\gamma S_j^\gamma - \mathbf{S}_i \cdot \mathbf{S}_j) \quad (17)$$

where:

$$I_{ij} \sim \frac{4t_2^2}{9} \left(\frac{t_{pd\sigma}^2}{t_2 \Delta_p} \frac{\tilde{J}_H}{\Delta_{eg}^2} - \frac{U_p - J_p}{\Delta_p^2} \right) \quad (18)$$

which therefore modify the Kitaev and Heisenberg couplings. Here, Δ_{eg} and Δ_p are the charge-transfer energies from the t_{2g} to e_g and ligand p -orbitals, respectively; $t_{pd\sigma}$ is the ligand-metal hopping integral in Slater-Koster notation, U_p and J_p are the ligand Coulomb parameters, and \tilde{J}_H is the effective Hund's coupling between t_{2g} and e_g orbitals. Estimation of the microscopic parameters suggests that the two contributions to I_{ij} are generally comparable and have opposite sign, therefore reducing the effects of such higher order terms. Based on Ref. 60, it is suggested that $I_{ij} > 0$, slightly shifting the real materials away from the ferromagnetic Kitaev point.

4. Longer Range Interactions

A key feature of the Jackeli-Khaliullin mechanism is that the dominant Kitaev $K_1 \propto \mathbb{B}$ interactions emerge only due to strong suppression of the typically large $J_1 \propto \mathbb{A}$ couplings via carefully tuned bonding geometry. However, even if such a geometry is realised, there is no mechanism to suppress further neighbour interactions, which may remain sizable compared to the nearest-neighbour Kitaev term.⁴³ For this there are two reasons: i) the $4d$ and $5d$ holes may be only weakly localized due to large t/U ratios, and ii) significant long-range hopping terms arise in the real materials from various M-L-L-M hopping pathways occasioned by short ligand-ligand distances within the van der Waals radii.

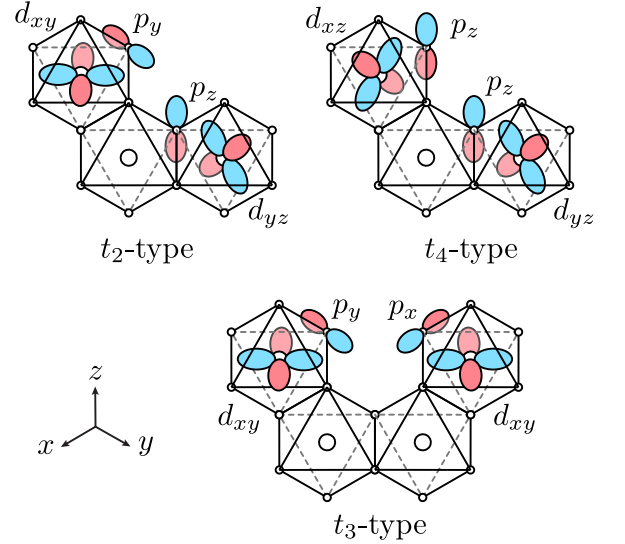


FIG. 6. (Color online) Main contributions to second and third neighbour hopping interactions from metal-ligand-ligand-metal (M-L-L-M) hopping paths. For second neighbour bonds, the dominant hopping integrals are of the t_2 and t_4 type, resulting in primarily anisotropic magnetic interactions. In contrast, third neighbour paths are of t_3 -type, resulting in Heisenberg interactions.

For second neighbour bonds, the largest M-L-L-M hopping integrals are of the t_2 and t_4 type (Fig. 6). This combined with the typical absence of an inversion centre allows large anisotropic terms to appear at low-order $K_2, \Gamma_2, \mathbf{D}_2 \propto \mathbb{A}$. Of these, the presence of a finite Dzyaloshinskii-Moriya interaction $\mathbf{D}_2 \cdot (\mathbf{S}_i \times \mathbf{S}_j)$ has been suggested to play a role in stabilizing the incommensurate spiral orders observed in α, β, γ - Li_2IrO_3 .⁴³ Otherwise, only the effects of second neighbour J_2 and K_2 terms have been studied in detail (see, e.g. Refs. 34 and 36).

For third neighbour bonds across a honeycomb plaquette, the largest M-L-L-M hopping integrals are of the t_3 type. This fact, combined with the typical presence of an inversion center, allows only low-order contributions to the Heisenberg coupling, resulting in large J_3 interactions. This latter interaction tends to stabilize the zigzag order observed in α - RuCl_3 and Na_2IrO_3 , as discussed below in Section III A 3 and III B 3.

III. HONEYCOMB LATTICE MATERIALS AND DERIVATIVES

A. First candidates:

Na_2IrO_3 , α - Li_2IrO_3 , and Li_2RhO_3

The edge-sharing octahedra of d^5 ions required by the Jackeli-Khaliullin mechanism are commonly found in A_2MO_3 -type compounds. In this case, octahedrally co-

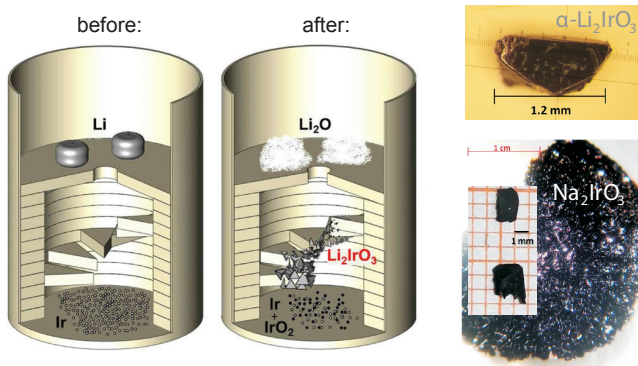


FIG. 7. (Color online) Crystal growth procedure for α - Li_2IrO_3 . Li and Ir educts are separated in space, whereas small single crystals grow on spikes placed in the middle of the crucible. The resulting α - Li_2IrO_3 crystal is shown in the upper right panel. For comparison, in the bottom right panel we show Na_2IrO_3 crystals grown on the polycrystalline bed by simple annealing in air. The figure is adapted from Refs. 70 and 71.

ordinated tetravalent M^{4+} ions form honeycomb planes interleaved by monovalent A^+ ions. Historically, Na_2IrO_3 was the first Kitaev material extensively studied at low temperatures in 2010,⁶¹ nearly six decades after its original synthesis in 1950's.^{62,63} Two isostructural and isoelectronic compounds, α - Li_2IrO_3 ⁶⁴ and Li_2RhO_3 ,^{62,65} were identified shortly afterwards.^{66,67} These honeycomb materials serve as focus of this section.

1. Synthesis and Structure

Crystal growth of iridates and rhodates is notoriously difficult. Floating-zone techniques are inapplicable, because feasible oxygen pressures are not high enough to stabilize Ir^{4+} and Rh^{4+} during growth.⁶⁸ Chloride fluxes routinely used for perovskite-type iridates⁶⁹ could not be adapted for honeycomb iridates with alkaline metals.⁷⁰ On the other hand, vapor transport has often proved to be efficient, but is often employed in an open system, in stark contrast to the conventional realization of the method.

For example, while polycrystalline samples of Na_2IrO_3 are synthesized by annealing Na_2CO_3 and IrO_2 , single crystals are obtained by a technique as simple as further annealing the resulting polycrystals in air.⁶¹ Minor excess of IrO_2 facilitates the growth.⁷¹ The detailed mechanism of this process remains to be understood, but it seems plausible that sodium and iridium oxides evaporate and react to produce Na_2IrO_3 single crystals with the linear dimensions of several mm on the surface of a polycrystalline sample.⁶¹

For growing α - Li_2IrO_3 crystals, additional arrangements are required (Fig. 7). Li metal and Ir metal are placed in different parts of the growth crucible. Upon annealing in air, they form, respectively, gaseous lithium

hydroxide and iridium oxide that meet to form crystals of α - Li_2IrO_3 on spikes deliberately placed in the middle.⁷⁰ Synthesis of α - Li_2IrO_3 is always a trade-off between increasing temperature to alleviate structural defects and decreasing it to avoid formation of the β -polymorph that becomes stable above 1000 °C (see below). Twinning poses a further difficulty, because α - Li_2IrO_3 is unfortunate to suffer from several twinning mechanisms.⁷⁰ High-quality mono-domain crystals of α - Li_2IrO_3 have typical sizes well below 1 mm; larger crystals are doomed to be twinned. Whereas single crystals could be prepared by vapor transport only, the best polycrystalline samples are, somewhat counter-intuitively, obtained from chloride flux.⁷¹ The flux reduces the annealing temperature by facilitating diffusion without leading to the actual crystal growth. Structural (dis)order of the α - Li_2IrO_3 samples should be carefully controlled, because stacking faults effectively wash magnetic transitions out⁷¹ and lead to the apparent paramagnetic behavior that was confusingly reported in early studies of this material.⁶⁴

Synthesis of Li_2RhO_3 is even more complicated, to the extent that no single crystals were obtained so far. Although lithium rhodate does not form high-temperature polymorphs, its thermal stability is severely limited by the fact that Rh^{4+} transforms into Rh^{3+} upon heating.⁷¹

It should be noted that the honeycomb iridates and rhodates are air-sensitive. On a time scale of several hours, they react with air moisture and CO_2 producing alkali-metal carbonates while changing the oxidation state of iridium.⁷² Despite the retention of the honeycomb structure and only minor alterations of lattice parameters, both peak shapes in x-ray diffraction and low-temperature magnetic behavior change drastically.⁷² Appreciable (although non-crucial) variations in structural parameters and low-temperature properties reported by different groups may be rooted in such sample deterioration. Storing samples in dry or completely inert atmosphere is thus essential.

Crystallographic work established monoclinic structures (space group $C2/m$) for both Na_2IrO_3 and α - Li_2IrO_3 , with a single crystallographic position of Ir and three nonequivalent Na/Li sites (Fig. 8). Several other A_2TO_3 ($\text{A} = \text{Li}, \text{Na}$, and $\text{T} = \text{Mn}, \text{Ru}, \text{Ir}, \text{Pd}$) type materials are also known to adopt a similar structure.^{64,73–75} Like all layered structures, honeycomb iridates are prone to stacking disorder, which led to initial confusion in some early papers that described these crystals as having the $C2/c$ space group with a different stacking sequence^{61,64} or featuring the antisite $\text{Na}(\text{Li})/\text{Ir}(\text{Rh})$ disorder within the $C2/m$ space group.^{65,68,76} Such assignments are, however, likely due to artifacts arising from the description of stacking disorder within a given crystallographic symmetry, which this disorder violates. The most accurate crystallographic information for Na_2IrO_3 ⁷⁷ and α - Li_2IrO_3 ⁷⁰ was obtained by x-ray diffraction on single crystals with low concentration of stacking faults.⁷⁸ While an equally accurate structure determination for Li_2RhO_3 is pending avail-

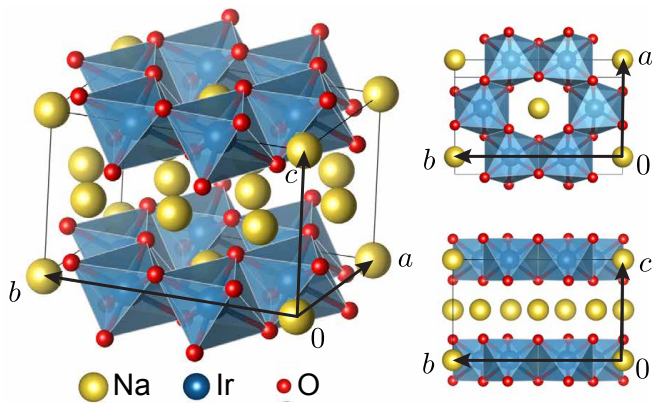


FIG. 8. Different views of the $C2/m$ unit cell of Na_2IrO_3 ; $\alpha\text{-Li}_2\text{IrO}_3$ and Li_2RhO_3 are isostructural. The structure can be described as an ordered variant of the rock salt structure containing cation layers that alternate between pure A layers and mixed metal Alr_2O_6 layers. Within the Alr_2O_6 layers, edge sharing IrO_6 octahedra form an almost perfect honeycomb lattice, while the A atoms occupy voids between the IrO_6 octahedra.

ability of single crystals, a similar $C2/m$ structure can be envisaged based on the x-ray powder data^{65,67} and *ab-initio* results.⁷⁹

2. Electronic properties

The iridate and rhodate compounds discussed in this section are robust magnetic insulators.^{61,66,67,79} The bulk electrical resistivities of Na_2IrO_3 and $\alpha\text{-Li}_2\text{IrO}_3$ display insulating behavior with large room-temperature values of order $20 - 35 \, \Omega\text{cm}$, a pronounced increase upon cooling,^{61,66} and strong directional anisotropy.⁷¹ Arrhenius behavior is observed in a limited temperature range near room temperature,^{66,71,79} allowing a rough estimation of the charge gaps, summarized in Table I. All three systems display a three-dimensional variable range hopping temperature dependence of the electrical resistivity between 100 and 300 K.

The insulating nature of Na_2IrO_3 has been further probed by angle-resolved photoemission (ARPES) studies.^{80,91,92} These revealed that the filled t_{2g} bands are essentially dispersionless, and show little variation in photoemission intensity with momentum, suggesting relatively localized electronic states. The character of the surface states remains somewhat controversial. Historically, early electronic structure studies of Na_2IrO_3 considered the possibility of quantum spin Hall effect and predicted metallic states on the surface.⁹³ A metallic linear-like surface band feature crossing the Fermi level at the Γ -point has been deduced in one ARPES study.⁹¹ On the other hand, a scanning tunneling microscopy study on in-situ cleaved single crystals found two different reconstructed surfaces with Na deficiency and charge

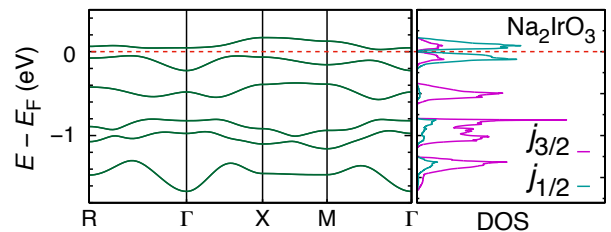


FIG. 9. Relativistic band structure and density of states (DOS) for Na_2IrO_3 computed at the GGA+SO level. The narrow bands near the Fermi level are predominantly $j_{\text{eff}} = \frac{1}{2}$ in character.

gaps exceeding the bulk value.⁹² Surface etching facilitates crossover between different conductivity regimes along with metal-insulator transitions as a function of temperature.^{94,95} That being said, attempts to estimate the bulk charge gap from photoemission yielded a value of 340 meV, consistent with the DC resistivity measurements.

The origin of the bulk charge gap in these materials has been a matter of significant discussion.^{79,96,97} Often, d^5 rhodates and iridates are found to be correlated metals (such as the Ruddlesden-Popper series⁹⁸⁻¹⁰²) due to the relative weakness of Coulomb repulsion in the diffuse $4d$ and $5d$ orbitals. The appearance of a robust Mott-insulating state in the honeycomb materials is therefore not completely obvious, and several pictures have been advanced to explain this behaviour. Interestingly, such conditions indeed exist in both limits of weak and strong spin-orbit coupling.

For Na_2IrO_3 and $\alpha\text{-Li}_2\text{IrO}_3$, strong spin-orbit coupling is now thought to play the essential role in establishing the charge gap. For purely oxygen-mediated (t_2) hopping, the hopping between $j_{\text{eff}} = \frac{1}{2}$ orbitals vanishes, resulting in exceedingly flat bands at the Fermi level. This condition is nearly realized in the honeycomb materials, as shown in Fig. 9 for Na_2IrO_3 . In fact, this is precisely the mechanism that minimizes the nearest neighbour Heisenberg couplings in the large- λ, U limit described by Jackeli and Khaliullin. For this reason, the $j_{\text{eff}} = \frac{1}{2}$ states are easily localized, even for weak Coulomb repulsion. The bands near the Fermi energy only become dispersive through mixing of the $j_{\text{eff}} = \frac{1}{2}$ and $\frac{3}{2}$ states.

Evidence for this j_{eff} picture in Na_2IrO_3 and Li_2IrO_3 has been obtained through detailed measurements of the crystal-field splitting of Ir $5d$ states using RIXS.⁸⁹ Five characteristic peaks are found arising primarily from local $d-d$ excitations (Fig. 10). Of these, peaks labelled B and C result from transitions within the t_{2g} manifold from the filled $j_{\text{eff}} = \frac{3}{2}$ to higher lying empty $j_{\text{eff}} = \frac{1}{2}$ states.⁸⁸ Their splitting arises primarily from the trigonal distortion of the IrO_6 octahedra discussed in section II C 1. From the position of such peaks, and the small splitting, one can estimate the trigonal crystal-field splitting $\Delta/\lambda \sim 0.1$.⁸⁸ Since $\lambda \gg \Delta$, the A_2IrO_3 systems are expected to be well described by the $j_{\text{eff}} = \frac{1}{2}$ Mott in-

TABLE I. Summary of electronic parameters for honeycomb materials Na_2IrO_3 , $\alpha\text{-Li}_2\text{IrO}_3$, Li_2RhO_3 , and $\alpha\text{-RuCl}_3$. The latter material is discussed in section IIIB. The source(s) of each estimate is indicated; RIXS = “Resonant Inelastic X-ray Scattering”, PE = “Photoemission”, Δ_{ch} refers to the charge gap, while Δ refers to the trigonal crystal field splitting, as defined in section IIC 1.

Property	Na_2IrO_3	$\alpha\text{-Li}_2\text{IrO}_3$	Li_2RhO_3	$\alpha\text{-RuCl}_3$
$\Delta_{\text{ch}}^{\text{a}}$	$\sim 0.35 \text{ eV}$ (PE ⁸⁰ , $\sigma(\omega)^{80,81}$, $\rho(T)^{71}$)	$\sim 0.15 \text{ eV}$ ($\rho(T)^{66}$)	$\sim 0.08 \text{ eV}$ ($\rho(T)^{79}$)	$1.1 - 1.9 \text{ eV}^{\text{b}}$ (PE ⁸²⁻⁸⁴ , $\sigma(\omega)^{85,86}$)
λ	$0.4 - 0.5 \text{ eV}$ (RIXS ^{87,88} , $\sigma(\omega)^{88}$)		$0.1 - 0.15 \text{ eV}$ (<i>ab-initio</i> ³⁸)	$0.1 - 0.15 \text{ eV}$ ($\sigma(\omega)^{58}$)
Δ	$20 - 50 \text{ meV}$ (RIXS ^{87,88} , <i>ab-initio</i> ^{42,43})		$\sim 60 \text{ meV}$ (<i>ab-initio</i> ³⁸)	$\sim 20 \text{ meV}$ (<i>ab-initio</i> ^{39,43})
$10Dq$	$\sim 3.3 \text{ eV}$ (RIXS ^{88,89})		—	$\sim 2.0 - 2.2 \text{ eV}$ (PE ⁸⁴ , XAS ⁹⁰ , $\sigma(\omega)^{86,90}$, <i>ab-initio</i> ^{58,90})
J_H	$0.25 - 0.30 \text{ eV}$ ($\sigma(\omega)^{88}$, <i>ab-initio</i> ⁴²)		—	$\sim 0.4 \text{ eV}$ ($\sigma(\omega)^{86}$)
U	$1.3 - 1.7 \text{ eV}$ ($\sigma(\omega)^{88}$, <i>ab-initio</i> ⁴²)		—	$\sim 2.4 \text{ eV}$ ($\sigma(\omega)^{86}$)

^a Estimates of Δ_{ch} based only on $\rho(T)$ may be unreliable.

^b Analysis of $\rho(T)$ for $\alpha\text{-RuCl}_3$ yields $\Delta_{\text{ch}} \sim 0.15 \text{ eV}$, which is likely far underestimated; see discussion in the text.

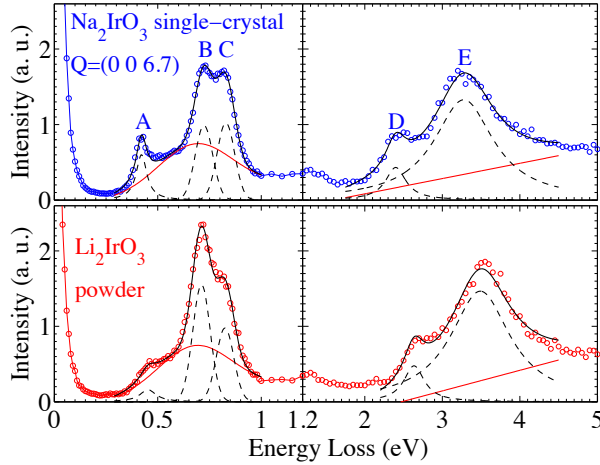


FIG. 10. Resonant inelastic x-ray scattering (RIXS) spectra of a Na_2IrO_3 single crystal (upper panel) and $\alpha\text{-Li}_2\text{IrO}_3$ powder (lower panel). The black and red lines represent fitted peaks and the background, respectively. The small separation of peaks B and C results from crystal field splitting of $\Delta/\lambda \sim 0.1$, indicating the validity of the $j_{\text{eff}} = \frac{1}{2}$ picture. Reproduced from Ref. 89 by permission from the American Physical Society: © 2013.

insulator scenario.⁸⁹ Naively, this is supported by the fact that the IrO_6 octahedra are not far from being regular, although in iridates distant neighbors may affect crystal-field levels significantly.¹⁰³

The optical conductivity of Na_2IrO_3 (Fig. 11) displays a broad peak near 1.5 eV and smaller features in the range between 0.5 and 1 eV .^{80,81} The onset of spectral intensity is compatible with a bulk gap of order

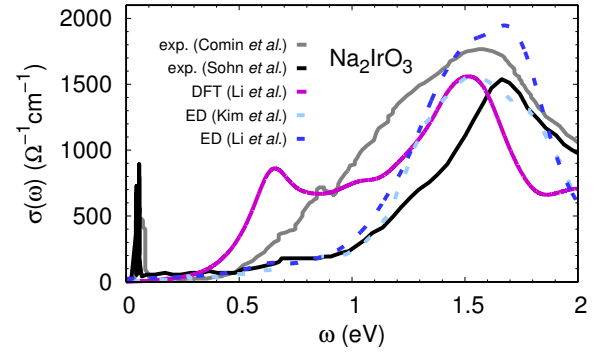


FIG. 11. Experimental and calculated optical conductivity of Na_2IrO_3 from Ref.: 80 (experiment 1), 81 (experiment 2), 104 (theory: DFT), 88 (theory: ED), and 105 (theory: ED).

0.35 eV .⁸⁰ These results are well captured within the local j_{eff} picture.^{88,105,106} The lowest energy excitations, appearing near $\omega \sim 3\lambda/2 \sim 0.6 - 0.8 \text{ eV}$, consist of local promotion of an electron from the filled $j_{\text{eff}} = \frac{3}{2}$ states to an empty $j_{\text{eff}} = \frac{1}{2}$ state at the same atomic site. These spin-orbital excitons are optically forbidden for single photon measurements when the transition-metal ion is located at an inversion center. However, they may be accessed through coupling to inversion symmetry breaking intersite excitations or phonons, leading to weak intensity at the bottom of the charge gap. The lowest energy intersite excitations consist of the transfer of electrons between $j_{\text{eff}} = \frac{1}{2}$ orbitals on adjacent sites, and are centered around $\omega \sim U - 4J_H/3 \sim 1.1 - 1.3 \text{ eV}$. The spectral weight associated with these excitations tends to be spread across a wide energy range, and is suppressed by

the small transfer integrals between such states. Thus, the dominant optical intensity appears centered around $\omega \sim U + 3\lambda/2 - 2J_H \sim 1.5 - 1.7$ eV, corresponding to intersite $d^5 - d^5 \rightarrow d^4 - d^6$ transitions. This observation can be taken as proof of dominant oxygen-assisted hopping. Analysis of the optical response, together with *ab-initio* calculations, have thus been instrumental in establishing the magnitude of the microscopic parameters, summarized in Table I.

The validity of the $j_{\text{eff}} = \frac{1}{2}$ picture for Li_2RhO_3 is considerably more questionable than for the iridates. The smaller strength of spin-orbit coupling in the $4d$ element may lead to significant mixing of the $j_{\text{eff}} = \frac{1}{2}$ and $\frac{3}{2}$ states through trigonal crystal field $\Delta/\lambda \sim 0.5$ and intersite hopping terms. Indeed, based on a preliminary crystal structure, the authors of Ref. 38 noted that the low-energy states are significantly perturbed from the ideal $j_{\text{eff}} = \frac{1}{2}$ composition in quantum chemistry calculations.

In this context, in Ref. 60 and 97 it was pointed out that the non-relativistic ($\lambda \rightarrow 0$) electronic structure of the honeycomb iridates and rhodates also features weakly dispersing bands due to entirely different mechanisms than in the j_{eff} picture. Instead, the dominant oxygen-mediated hopping confines the electrons to local hopping paths of the type $d_{xy}\text{-Op}_x\text{-}d_{xz}\text{-Op}_z\text{-}d_{yz}\text{-Op}_y\text{-}d_{xy}$, shown in Fig. 12. Following such a hopping path, each t_{2g} hole can only traverse a local hexagon formed by six metal sites in the $\lambda \rightarrow 0$ limit. In this way, all states become localized to such hexagons even at the single-particle level! In analogy with molecular benzene, the nonrelativistic t_{2g} bands are split into six nearly flat bands described in the basis of quasi-molecular orbitals (QMOs) built from linear combinations of the six t_{2g} orbitals shown in Fig. 12. It has been shown that this QMO basis is a natural basis for many layered honeycomb systems with $4d$ ions, as in Li_2RhO_3 ⁷⁹ and SrRu_2O_6 .^{107,108} These QMOs states are, however, very sensitive to changes in the crystal structure.⁶⁰ Further investigation of these issues related to Li_2RhO_3 currently await detailed RIXS and optical conductivity measurements, which have so-far been hampered by unavailability of high quality single crystals.

3. Magnetic Properties

At high temperatures, the magnetic susceptibilities^{66,70,71} of Na_2IrO_3 and $\alpha\text{-Li}_2\text{IrO}_3$ follow the Curie-Weiss law with effective moments close to $1.73\mu_B$, consistent with the $j_{\text{eff}} = \frac{1}{2}$ scenario suggested by RIXS and optical measurements. Whereas the effective moments are weakly dependent on the field direction (owing to a small anisotropy in the g -tensor), the magnetic susceptibility is strongly anisotropic following strong directional dependence of the Curie-Weiss temperature Θ . Opposite flavors of the anisotropy (Table II), reflect salient microscopic differences between the two iridates.

The Néel temperatures (T_N) are reported to be 15 K

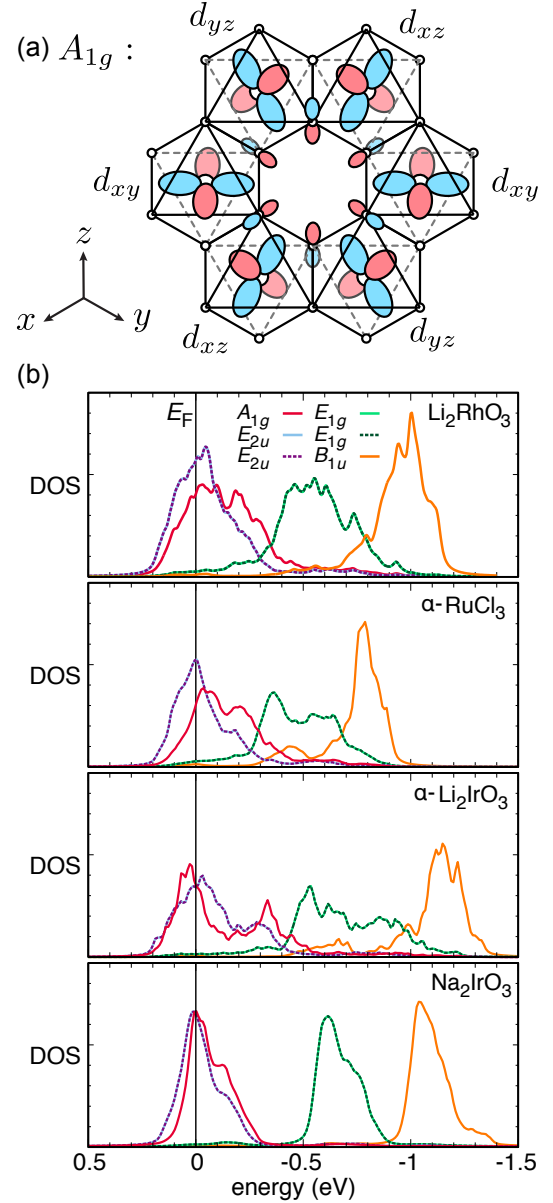


FIG. 12. (Color online) (a) Relevant metal and ligand orbitals for constructing the basis of quasimolecular orbitals (QMOs) showing the hopping path within a single hexagon. The orbitals are pictured with phases corresponding to the totally symmetric a_{1g} QMO combination. (b) Nonrelativistic DOS computed at the GGA level for honeycomb materials Li_2RhO_3 , $\alpha\text{-RuCl}_3$, $\alpha\text{-Li}_2\text{IrO}_3$ and Na_2IrO_3 showing contributions from the six QMOs of different symmetry.

in $\alpha\text{-Li}_2\text{IrO}_3$ ^{66,109} and ranging from 13 to 18 K in Na_2IrO_3 ,^{61,76,110} presumably due to differences in sample quality. The suppression of the ordering temperatures far below the Weiss temperatures in both systems is an indicator of strong frustration via the standard criterion of the Θ/T_N ratio,¹¹¹ which turns out to be between 5 and 10 for the iridates.¹¹² Further signatures of the frustra-

TABLE II. Summary of magnetic parameters for honeycomb Na_2IrO_3 , $\alpha\text{-Li}_2\text{IrO}_3$, Li_2RhO_3 , and $\alpha\text{-RuCl}_3$. The latter material is discussed in section III B. See text for relevant references.

Property	Na_2IrO_3	$\alpha\text{-Li}_2\text{IrO}_3$	Li_2RhO_3	$\alpha\text{-RuCl}_3$
$\mu_{\text{eff}} (\mu_B)$	1.79	1.83	2.03	2.0 to 2.7
$\Theta_{\text{iso}} (\text{K})$	~ -120	-33 to -100	~ -50	$\sim +40$
$\Theta_{ab} (\text{K})$	-176	$\Theta_{ab} > \Theta_c$	—	+38 to +68
$\Theta_c (\text{K})$	-40	—	—	-100 to -150
$T_N (\text{K})$	13 – 18	~ 15	(6)	7 to 14
Order	Zigzag	Spiral	Glassy	Zigzag
\mathbf{k} -vector	$(0, 1, \frac{1}{2})$	$(0.32, 0, 0)$	—	$(0, 1, \frac{1}{2})$

tion include large release of the magnetic entropy above T_N ¹¹³ and significant reduction in the ordered moments, $0.22(1) \mu_B$ in Na_2IrO_3 ⁷⁶ and $0.40(5) \mu_B$ in $\alpha\text{-Li}_2\text{IrO}_3$,¹⁰⁹ both well below $1 \mu_B$ expected for $j_{\text{eff}} = \frac{1}{2}$, although covalency effects should also play a role here.

Below T_N , Na_2IrO_3 develops zigzag order^{76,110} with the propagation vector $\mathbf{k} = (0, 1, \frac{1}{2})$ and spins lying at the intersection of the crystallographic ac -plane, and the cubic xy -plane.¹¹⁴ The onset of long-range magnetic order below $T_N \approx 15 \text{ K}$ is also confirmed via zero-field muon-spin rotation experiments.⁷⁷ This zigzag state may arise from several microscopic scenarios, including Heisenberg interactions beyond nearest neighbors,¹¹⁵ leading to significant discussion regarding the underlying magnetic interactions in Na_2IrO_3 . Experimentally, diffuse resonant x-ray scattering has provided direct evidence for the relevance of the Kitaev terms in the spin Hamiltonian by pinpointing predominant correlations between S_x , S_y , and S_z components on different bonds of the honeycomb.¹¹⁴

From the theoretical perspective, there have been several *ab-initio* calculations seeking to establish parameters of the $j_{\text{eff}} = \frac{1}{2}$ spin Hamiltonian, employing differing methods from fully *ab-initio* quantum chemistry methods⁴¹ to perturbation theory⁴² and exact diagonalization⁴³ (based on hopping integrals derived from DFT and experimental Coulomb parameters). These results are summarized in Table III, and reviewed in Ref. 43. Initially, the observation of zigzag magnetic order and an antiferromagnetic Weiss constant led to the suggestion that the Kitaev term may become antiferromagnetic.²² Indeed, a ferromagnetic Kitaev term is not compatible with zigzag order within the pure nearest neighbour Heisenberg-Kitaev model that was featured in many early theoretical works.^{21,26,29} However, the *ab-initio* results tell a different story.

In accordance with the original work of Jackeli and Khaliullin, the dominant oxygen-assisted hopping leads to a large ferromagnetic nearest neighbour Kitaev interaction ($K_1 < 0$). This is supplemented by several smaller interactions, which enforce the zigzag order, moment direction, and $\Theta < 0$. The most significant of such in-

TABLE III. Bond-averaged values of the largest magnetic interactions (in units of meV) within the plane for Na_2IrO_3 computed using various methods. “Pert. Theo.” refers to second order perturbation theory, “QC” = quantum chemistry methods, “ED” = exact diagonalization.

Method	J_1	K_1	Γ_1	Γ'_1	K_2	J_3
Pert. Theo. ⁴²	+3.2	-29.4	+1.1	-3.5	-0.4	+1.7
QC (2-site) ⁴¹	+2.7	-16.9	+1.0	—	—	—
ED (6-site) ⁴³	+0.5	-16.8	+1.4	-2.1	-1.4	+6.7

teractions is expected to be a third neighbour Heisenberg ($J_3 > 0$) term coupling sites across the face of each hexagon.^{41,43} This interaction is estimated to be as much as 30% of the Kitaev exchange, as suggested by early analysis of the magnetic susceptibility.³⁵ The direction of the ordered moment is then selected⁵⁴ by the off-diagonal Γ_1 and Γ'_1 terms, on the order of 10% of K_1 . The ordering wavevector, parallel to the b -axis within the plane, is favoured by small bond-dependency of the Kitaev term, i.e. $|K_1^Z| > |K_1^{X,Y}|$. In this sense, the key aspects of the magnetic response of Na_2IrO_3 appear to be well understood: the Jackeli-Khaliullin mechanism applies, leading to dominant Kitaev interactions at the nearest neighbour level. However, zigzag magnetic order is ultimately established at low temperatures by additional interactions.

In the case of $\alpha\text{-Li}_2\text{IrO}_3$, indications for anisotropic bond-dependent interactions are ingrained in the spin arrangement itself. The Néel temperature of about 15 K marks a transition to an incommensurate state,¹⁰⁹ with the propagation vector $\mathbf{k} = (0.32(1), 0, 0)$. RXS studies have established that the magnetic structure is described by the basis vector combination $(-iA_x, F_y, -iA_z)$ that in real space corresponds to counter-rotating spirals for the Ir1 and Ir2 atoms in the unit cell (shown in Fig. 21).¹⁰⁹ This counter-rotation requires a large Kitaev term in the spin Hamiltonian, but leaves a multiple choice for other interactions.¹⁰⁹

There have been at least two proposals consistent with the observed order. The authors of Ref. 48 noted that the spiral state might emerge from significantly bond-dependent interactions allowed within the crystallographic $C2/m$ symmetry. They introduced a three parameter (J, K, I_c) Hamiltonian, where I_c controls the degree of bond-dependence; this is equivalent to the choice $(J_1, K_1) = (J, K)$ for the nearest neighbour X- and Y-bonds, while $(J_1, K_1, \Gamma_1) = (J + \frac{1}{2}I_c, K - \frac{1}{2}I_c, -\frac{1}{2}I_c)$ for the Z-bond. For dominant ferromagnetic Kitaev $K < 0$ and bond-dependent $I_c < 0$ terms, the ground state was found to be an incommensurate state consistent with the experiment. This view was challenged by the authors of Ref. 49, who argued that incommensurate states also arise in the Kitaev materials if the bond-dependence is removed, but the off-diagonal $\Gamma_1 > 0$ and large $K_1 < 0$ couplings are retained on all bonds. Indeed, the bond-

TABLE IV. Values of the largest magnetic interactions (in units of meV) within the plane for α -Li₂IrO₃ obtained from various methods. “QC” = quantum chemistry methods, “ED” = exact diagonalization.

Method	J_1^Z	J_1^X	K_1^Z	K_1^X	Γ_1^Z	Γ_1^X	K_2	Γ_2	$ \mathbf{D}_2 $	J_3
QC (2-site) ⁴¹	-19.2	+0.8	-6.0	-11.6	+1.1	-4.2	—	—	—	—
ED (6-site) ⁴³	-3.1	-2.5	-6.3	-9.8	+9.4	+8.7	-3.7	+3.4	+2.7	+6.0

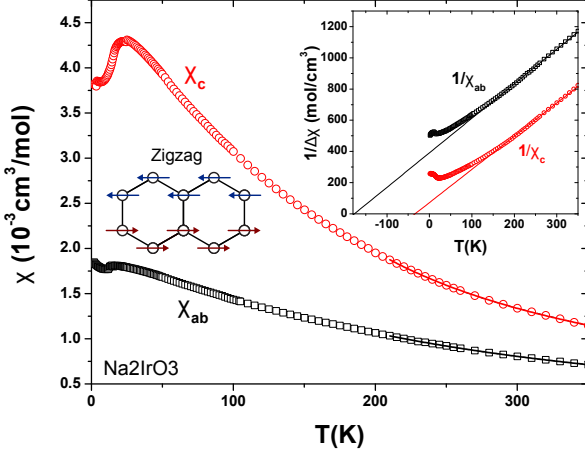


FIG. 13. (Color online) Magnetic susceptibility of Na₂IrO₃. The kink at low temperatures signifies the onset of collinear zigzag magnetic order at $T_N \sim 13 - 18$ K. Inset: Curie-Weiss fitting of the inverse susceptibility showing anisotropy in the measured Curie-Weiss temperatures. In contrast, α -Li₂IrO₃ adopts an incommensurate spiral order pictured in Fig. 21. Figure adapted from Ref. 71.

isotropic (J_1, K_1, Γ_1) honeycomb model features the observed incommensurate state.⁵⁷ However, it is likely that these two limits are smoothly connected to one another, rendering the distinction somewhat arbitrary.

From the perspective of *ab-initio* studies, the resolution of the interactions in α -Li₂IrO₃ has been severely complicated by the absence of high quality structural information, until recently. Results are summarized in Table IV. Early quantum chemistry studies³⁷ were based on crystal structures obtained by analysis of powder samples, and suggested significant bond-anisotropy at the nearest neighbour level. More recent studies⁴³ considered also longer-ranged interactions and the effects of relaxing the powder structure within the DFT framework.¹¹⁶ Ref. 43 suggested a relatively non-local spin Hamiltonian with significant terms at first, second, and third neighbour. In particular, large second neighbour K_2 and Γ_2 were identified, along with a second neighbour Dzyaloshinskii-Moriya $\mathbf{D}_2 \cdot \mathbf{S}_i \times \mathbf{S}_j$ interaction (which is allowed by symmetry). The authors argued that this latter interaction likely also plays a role in establishing the incommensurate state. Presently, it is firmly established that the largest interactions in α -Li₂IrO₃ must include a ferromagnetic Kitaev term, in agreement with the Jackeli-Khaliullin

mechanism. However, the role of additional interactions remains less clear than for Na₂IrO₃.

It is worth noting that the *ab-initio* studies also reveal the origin of anisotropic Curie-Weiss temperatures in Na₂IrO₃ and α -Li₂IrO₃. The difference between Θ_{ab} and Θ_c is rooted in the off-diagonal terms Γ_1 and Γ'_1 , as well as in the bond-dependency of the Kitaev term, $K_1^Z \neq K_1^{X,Y}$. The difference between Θ_{ab} and Θ_c is thus a rough measure of the deviation from the Heisenberg-Kitaev regime, where Curie-Weiss temperature would be isotropic.

Finally, let us briefly mention that Li₂RhO₃ is somewhat different from the honeycomb iridates considered so far. At high temperatures, the magnetic susceptibility follows a Curie-Weiss law with an enhanced effective moment $\mu_{\text{eff}} = 2.03 \mu_B$ associated with intermediate spin-orbit coupling⁶⁷ (see section III B 3 below). While Li₂RhO₃ displays a sizeable Weiss temperature $\Theta \sim -50$ K, it lacks any magnetic ordering, and instead shows spin freezing around 6 K.⁶⁷ The glassy state is gapless with T^2 behavior of both zero-field specific heat and nuclear magnetic resonance (NMR) spin-lattice relaxation rate.¹¹⁷ Spin freezing may obscure the intrinsic physics in Li₂RhO₃, possibly due to the structural disorder.³⁸ However, further investigation pends availability of single crystals of this material.

4. Doping experiments

The distinct differences between Na₂IrO₃ and α -Li₂IrO₃ triggered multiple doping attempts. Despite an early report of the continuous Na/Li substitution,¹¹⁸ detailed investigation revealed a large miscibility gap.¹¹⁶ On the Na-rich side, only 25 % of Li can be doped, which is the amount of Li that fits into the Na position in the center of the hexagon.¹¹⁶ In contrast, no detectable doping on the Li-rich side could be achieved.

Li doping into Na₂IrO₃ leads to a systematic suppression of T_N , whereas the powder-averaged Curie-Weiss temperature increases, approaching that of α -Li₂IrO₃.¹¹⁶ With the maximum doping level of about 25 %, one reaches $T_N = 5.5$ K without any qualitative changes in thermodynamic properties.¹¹⁶ On the other hand, even the 15 % Li-doped sample shows magnetic excitations that are largely different from those of the zigzag phase of pure Na₂IrO₃,¹¹⁹ which may indicate a change in the magnetic order even upon marginal Li doping.

Doping on the Ir site yields a much broader range of somewhat less interesting solid solutions that generally show glassy behavior at low temperatures. Non-magnetic dilution via Ti^{4+} doping^{120,121} changes the Curie-Weiss temperature of Na_2IrO_3 drastically, whereas similar doping into $\alpha\text{-Li}_2\text{IrO}_3$ has no detectable effect on this parameter, and the percolation threshold extends to 50 % doping compared to only 30 % for the Na compound. This may indicate a strong relevance of long-range interactions in $\alpha\text{-Li}_2\text{IrO}_3$ and their marginal role in Na_2IrO_3 .¹²⁰ The isoelectronic doping of $\alpha\text{-Li}_2\text{IrO}_3$ with rhodium gives rise to a similar dilution effect, because non-magnetic Rh^{3+} is formed, triggering the oxidation of iridium toward Ir^{5+} , which is also non-magnetic.¹²²

Ru^{4+} doping is also possible and introduces holes into the system, but all doped samples remain robust insulators.¹²³ Similar to the Ti-doped case, glassy behavior is observed at low temperatures.¹²³ Electron doping was realized by Mg substitution into Na_2IrO_3 , resulting in the glassy behavior again.¹²⁴ This ubiquitous spin freezing triggered by even low levels of the disorder can be seen positively as an indication for the strongly frustrated nature of both Na_2IrO_3 and $\alpha\text{-Li}_2\text{IrO}_3$. It probably goes hand in hand with random charge localization that keeps the materials insulating upon hole or electron doping.

Another doping strategy is based on the cation (de)intercalation. Chemical deintercalation facilitates removal of one Na atom out of Na_2IrO_3 and produces NaIrO_3 that shows mundane temperature-independent magnetism due to the formation of non-magnetic Ir^{5+} .¹²⁵ The more interesting intermediate doping levels seem to be only feasible in electrochemical deintercalation.^{126,127} Although the battery community pioneered investigation of the honeycomb iridates^{64,128} long before the Kitaev model became the topic of anyone's interest, no low-temperature measurements on partially deintercalated samples were performed as of yet, possibly due to the small amount of deintercalated materials and their unavoidable contamination during the electrochemical treatment.

B. $\alpha\text{-RuCl}_3$: a proximate spin-liquid material?

Despite the intensive study of the iridates reviewed in the previous section, a complete picture of the magnetic excitations has remained elusive due to severe complications associated with inelastic neutron studies on the strongly neutron absorbing Ir samples. Raman studies have been possible on the iridates,^{129,130} but probe only $\mathbf{k} = 0$, while RIXS measurements⁸⁷ still suffer from limited resolution. For this reason, there has been significant motivation to search for *non*-Ir based Kitaev-Jackeli-Khaliullin materials. Following initial investigations in 2014,⁹⁰ $\alpha\text{-RuCl}_3$ has now emerged as one of the most promising and well-studied systems, due to the availability of high quality samples, and detailed dynamical stud-

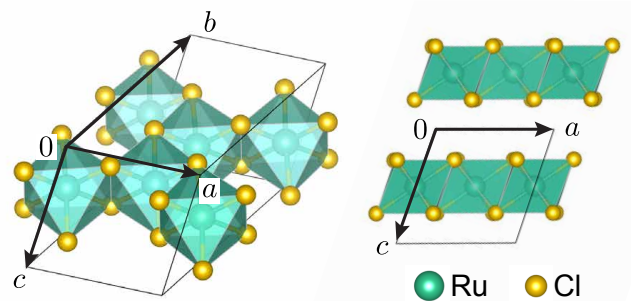


FIG. 14. Different views of the $C2/m$ unit cell of $\alpha\text{-RuCl}_3$. The material suffers significantly from stacking faults due to the weakly van der Waals bound layers, somewhat complicating assignment of the space group.^{138,139}

ies. These are reviewed in this section.

1. Synthesis and Structure

Ruthenium trichloride was likely first prepared in 1845 from the direct reaction of Ru metal with Cl_2 gas at elevated temperatures,^{131–133} which yields a mixture of allotropes.¹³⁴ The β -phase is obtained as a brown powder, and crystallizes in a $\beta\text{-TiCl}_3$ -type structure, featuring one-dimensional chains of face-sharing RuCl_6 octahedra. The α -phase, of recent interest in the context of Kitaev physics, crystallizes in a honeycomb network of edge-sharing octahedra. Annealing the mixture above 450 °C under Cl_2 converts the β -phase irreversibly to the α -phase, which appears as shiny black crystals. Historically, RuCl_3 has been widely employed in organic chemistry primarily as an oxidation catalyst, or a precursor for organoruthenium compounds.^{135,136} However, commercially available “ $\text{RuCl}_3 \cdot x\text{H}_2\text{O}$ ” is typically obtained by dissolving RuO_4 in concentrated hydrochloric acid, and contains a complex mixture of oxochloro and hydroxychloro species of varying oxidation states.^{134,137} Pure samples of $\alpha\text{-RuCl}_3$ suitable for physical studies are therefore generated by purification of commercial samples. This may proceed, for example, via vacuum sublimation under Cl_2 with a temperature gradient between 650 °C and 450 °C, to ensure crystallization in the α -phase.^{138,139} Further details regarding synthesis can be found, for example, in Refs. 140 and 141.

The structure of $\alpha\text{-RuCl}_3$ has been a matter of some debate. Similar layered materials are known to adopt a variety of structures, including BiI_3 -type ($R\bar{3}$), CrCl_3 -type ($P3_112$), and AlCl_3 -type ($C2/m$).^{142,143} Distinguishing between such structures is made difficult by the presence of stacking faults between the weakly bound hexagonal layers. Early structural studies indicated a highly symmetric $P3_112$ space group.^{133,144} Later studies questioned this assignment,¹⁴⁵ and more recent works have established that the low-temperature structure is of $C2/m$ symmetry for the highest quality samples.^{138,139}

However, it should be noted that *ab-initio* studies find only very small energy differences between the various candidate structures,¹⁴⁶ consistent with the observation that some crystals also exhibit a phase transition in the region 100 – 150 K.^{138,147–149} Moreover, several recent studies^{147,150} have suggested instead an $R\bar{3}$ structure for the low-temperature phase, in analogy with CrCl_3 .

The older $P3_112$ and newer $C2/m$ and $R\bar{3}$ structures of $\alpha\text{-RuCl}_3$ differ substantially, which has led to some confusion regarding the magnetic interactions, as discussed below in section III B 3. In particular, the $P3_112$ structure features essentially undistorted RuCl_6 octahedra, with Ru-Cl-Ru bond angles $\sim 89^\circ$. This observation led to the original association of $\alpha\text{-RuCl}_3$ with Kitaev physics, as the authors of Ref. 90 suggested that weak trigonal crystal field splitting might preserve a robust j_{eff} character despite weaker spin-orbit coupling strength $\lambda \sim 0.15$ eV compared to the iridates. In contrast, the recent $C2/m$ and $R\bar{3}$ structures (themselves very similar) imply a significantly larger trigonal compression, with Ru-Cl-Ru bond angles $\sim 94^\circ$ - similar to the iridates. In this context, one can expect deviations from the ideal j_{eff} picture, as discussed below.

Finally, we mention that a number of studies have probed structural modifications to $\alpha\text{-RuCl}_3$. The 2D layers can be exfoliated, which leads to structural distortions,¹⁵¹ and alters the magnetic response.¹⁵² Similar to the iridates, substitutional doping has also been explored, for example, affecting the replacement of Ru with nonmagnetic Ir^{3+} ($5d^6$), which suppresses the magnetic order above a percolation threshold of $\sim 25\%$ substitution.¹⁵³

2. Electronic Properties

Early resistivity measurements identified pure $\alpha\text{-RuCl}_3$ as a Mott insulator, with in-plane and out-of-plane resistivity on the order of 10^3 Ωcm and 10^6 Ωcm , respectively. The resistivity follows Arrhenius behaviour, with a small activation energy estimated to be ~ 100 meV.⁸⁵ A much larger charge gap is implied by a number of other experiments, including photoconductivity,⁸⁵ photoemission,^{82–84} and inverse photoemission,⁸⁴ which arrive at estimates of 1.2 - 1.9 eV. Insight can also be obtained from the optical conductivity.^{85,86} Given the relatively weak spin-orbit coupling, the authors of Ref. 86 analyzed the splitting of such excitations in the non-relativistic limit, obtaining estimates of the electronic parameters shown in Table I. In contrast with the iridates, spin-orbit coupling plays in $\alpha\text{-RuCl}_3$ a less dominant role.¹³⁹

The first experimental indications of the j_{eff} picture in $\alpha\text{-RuCl}_3$ were based on x-ray absorption spectroscopy (XAS) measurements,^{90,154} which are consistent with electron energy loss spectroscopy (EELS) data.⁸³ Such experiments probe excitations from core-level Ru $2p$ to the valence $4d$ states. In the pure j_{eff} picture, transitions

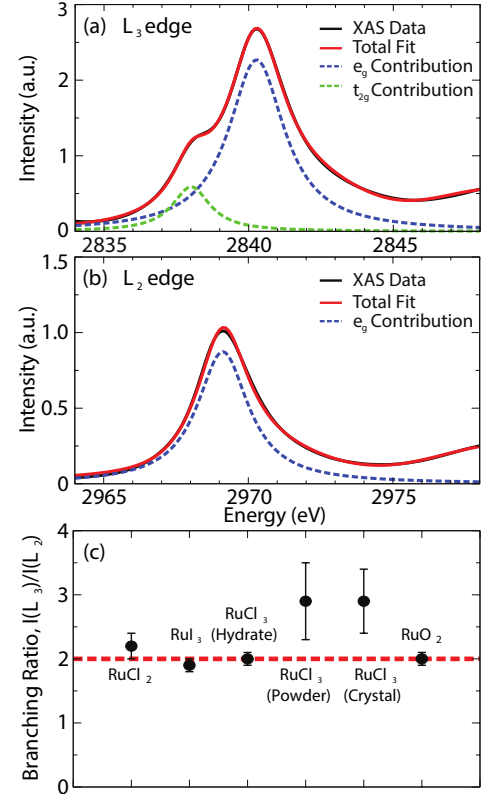


FIG. 15. X-ray absorption spectroscopy (XAS) data for $\alpha\text{-RuCl}_3$ at the (a) L_2 and (b) L_3 edges. The absence of t_{2g} intensity at the L_2 edge (and therefore large branching ratio (c)) suggests significant $j_{\text{eff}} = \frac{1}{2}$ character of the t_{2g} hole. Reproduced from Ref. 90 by permission from the American Physical Society: © 2014.

to the empty $j_{\text{eff}} = \frac{1}{2}$ state from the core $2p_{1/2}$ states (L_2 edge) are symmetry forbidden, while those from the core $2p_{3/2}$ states (L_3 edge) are symmetry allowed.¹⁵⁵ The experimental absence of t_{2g} intensity at the L_2 edge can therefore be taken as a sign of significant $j_{\text{eff}} = \frac{1}{2}$ character in the t_{2g} hole. However, it should be noted that the composition of the t_{2g} hole is somewhat less sensitive to trigonal crystal field effects than the magnetic interactions, as discussed in section II C 1. Indeed, the Kitaev coupling can be strongly suppressed for trigonal crystal field terms as small as $|\Delta/\lambda| \sim 0.2$, while the t_{2g} hole retains $\sim 90\%$ of the $j_{\text{eff}} = \frac{1}{2}$ character in that case (see Fig.3(b-c)). In this sense, the spectroscopic measurements are promising, but do not rule out deviations from the ideal Jackeli-Khaliullin scenario. Direct measurements of the trigonal crystal-field splitting are therefore highly desirable.

Additional evidence for the j_{eff} picture can be seen in low-energy optical response.⁸⁶ In the range of 0.2–0.8 eV, the optical conductivity shows a series of excitations consistent with local spin-orbital excitons, as noted in Ref. 58. These peaks appear at multiples of $3\lambda/2$, allowing an estimation of $\lambda \sim 0.10 - 0.15$ eV, consistent with

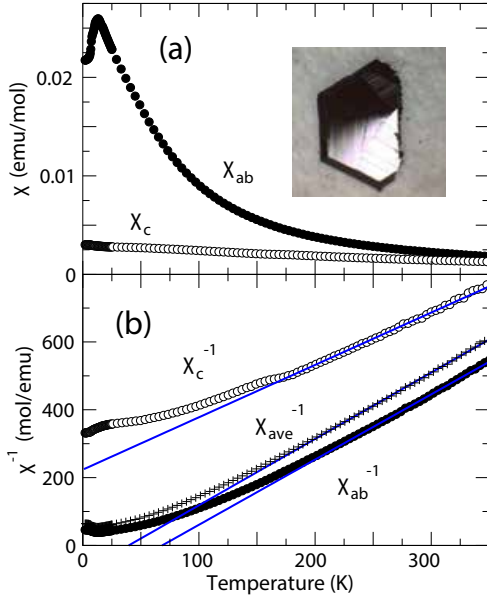


FIG. 16. Temperature dependence of (a) magnetic susceptibilities and (b) inverse susceptibilities of α -RuCl₃ with a field parallel to the c -axis and within the ab -plane. Blue lines indicate Curie-Weiss fits. Reproduced from Ref. 158 by permission from the American Physical Society: © 2015.

the atomic value for Ru.

3. Magnetic Properties

The magnetic susceptibility of α -RuCl₃ has been reported by several groups.^{133,141,148,149,156–158} At high temperatures, it follows a Curie-Weiss law, with anisotropic effective moments of $2.0 - 2.4 \mu_B$ for fields in the honeycomb ab -plane, and $2.3 - 2.7 \mu_B$ for fields out of the plane (Fig. 16). The enhancement of both values with respect to the spin-only or $j_{\text{eff}} = \frac{1}{2}$ value ($1.73 \mu_B$) is a clear signature of intermediate spin-orbit coupling strength. This effect, sometimes attributed to Kotani,¹⁵⁹ is well known in studies of d^5 metal complexes, and arises from thermal population of local $j_{\text{eff}} = \frac{3}{2}$ levels, i.e. the spin-orbital excitons.¹⁶⁰ Given that room temperature is roughly 20% of λ , such population may be non-negligible. The anisotropy in μ_{eff} likely reflects an anisotropic g -value afforded by crystal field terms.³⁹ Experimental¹⁴⁹ and *ab-initio*³⁹ estimates of the g -values have suggested $g_{ab} \sim 2.0 - 2.8$, while $g_c \sim 1.0 - 1.3$, which would be consistent with $|\Delta/\lambda| \sim 0.2$ (Fig. 3(c-d)). This magnitude of g -anisotropy has called into question the precise relevance of the j_{eff} picture. Indeed, significant deviations from ideal Kitaev interactions are strongly suggested by anisotropic Weiss constants; $\Theta_{ab} = +38$ to $+68$ K is ferromagnetic, while $\Theta_c = -100$ to -150 K is antiferromagnetic. The different signs of the Weiss constants are typically taken as evidence of significant Γ_1 interactions.¹⁵⁸

At low temperatures, kinks in the susceptibility signify

the onset of zigzag magnetic order, at $T_N = 7 - 14$ K, depending on the character of the sample. The 14 K transition is commonly observed in powder samples and low-quality single crystals, and is associated with relatively broad features in the specific heat.^{138,139,149} Detailed analysis in Ref. 138 and 161 identified this transition with regions of the sample exhibiting many stacking faults. μ^+ SR measurements on powder confirmed a transition at 14 K and find a second transition at 11 K.¹⁶² In contrast, high-quality single crystals exhibit a single transition at 7 K,^{147,148} with a sharply peaked specific heat. The appearance of zigzag order, in both cases, has been established by neutron diffraction studies.^{139,158,161} As with Na₂IrO₃, the ordering wavevector is parallel to the monoclinic b -axis, while the ordered moment lies in the ac -plane, with a magnitude of $0.4 - 0.7 \mu_B$ – likely greater than observed in the iridates.^{138,139} The reduced ordered moment (compared to $1 \mu_B$) has been noted as a sign of Kitaev physics, but is essentially in line with the expected values for unfrustrated interactions on the honeycomb lattice;¹⁶³ such reductions are typical of magnets with low-dimensionality and coordination number, which enhance quantum fluctuations.

More direct links to Kitaev physics have been suggested on the basis of inelastic probes, both Raman and neutron scattering. The Raman measurements reveal an unusual continuum of magnetic excitations,¹⁶⁴ which develops intensity below 100 K (well above T_N), and extends over a wide energy range up to 20 – 25 meV. A similar continuum has been observed in pure and Li-doped Na₂IrO₃.¹³⁰ The appearance of the continuum is reminiscent of earlier predictions for the pure Kitaev model in the spin-liquid phase,¹² and the spectral shape remains essentially unchanged over a large temperature range, even below T_N . These observations are in contrast with the expected behaviour: while broad Raman features in two-dimensional systems are often observed in the paramagnetic phase above T_N ,^{165–167} the appearance of well-defined spin-wave excitations in the ordered phase often produce sharp two-magnon peaks in the Raman response for $T < T_N$. These peaks arise from the effects of magnon-magnon interactions,¹⁶⁸ and/or van Hove singularities in the magnon density of states.¹⁶⁹ The absence of such sharp features below T_N in α -RuCl₃ (within the studied frequency range) has been suggested as evidence for unconventional magnetic excitations unlike ordinary magnons.^{164,170} This exciting observation has prompted significant interest in the material.

Intriguingly, the authors of Ref. 170 suggested that direct evidence for unconventional *fermionic* excitations could be obtained by studying the temperature dependence of the continuum intensity in the paramagnetic phase. For the pure Kitaev model, Raman processes create pairs of Majorana fermions.¹¹ In the absence of other considerations, the intensity is therefore expected to decrease with increasing temperature as $\mathcal{I} \sim [1 - f(\omega_0)]^2$, where $f(\omega_0)$ is the Fermi function evaluated at some characteristic frequency $\omega_0 \sim \mathcal{O}(K_1)$. Indeed, the au-

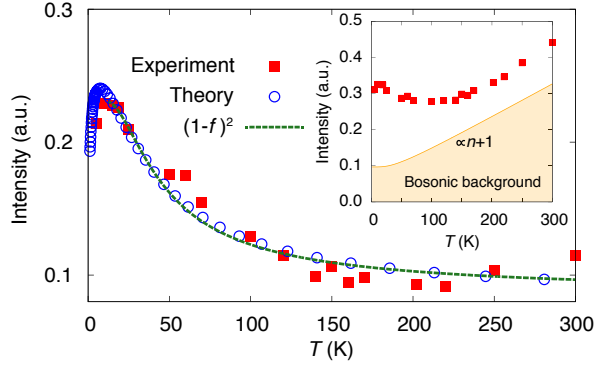


FIG. 17. Comparison of the experimental Raman continuum intensity with theoretical results for the pure Kitaev model. The authors of Ref. 170 suggested that direct evidence for fermionic excitations in α -RuCl₃ can be taken from the $[1 - f(\omega_0)]^2$ temperature dependence. Reprinted from Ref. 170 by permission from Macmillan Publishers Ltd: © 2016.

thors of Ref. 170 showed that the experimental intensity could be fit with a fermionic dependence (Fig. 17), suggesting the possibility of nontrivial fermionic excitations in α -RuCl₃! This observation remains to be fully established.¹⁴ Apart from experimental considerations, the key criticism is that the magnetic Raman intensity tends to have a relatively featureless temperature dependence above T_N . Here, it is sensitive primarily to short-range spin correlations that exist independent of the details of the magnetic interactions. Indeed, the evolution of the continuum intensity in α -RuCl₃ is nearly indistinguishable (within current experimental resolution) from paramagnetic scattering observed in a range of materials; see, for example, Refs. 166, 167, 171, and 172. For this reason, further studies may be required to fully establish the character of the excitations.

Further evidence for unconventional magnetism in α -RuCl₃ comes from inelastic neutron scattering, which has provided a detailed view of the excitations in powder,¹⁶¹ and single-crystal samples.^{148,150,173} The 2D character of the excitations has been confirmed by weak dispersion perpendicular to the honeycomb planes.¹⁴⁸ Importantly, this allows the single-crystal experiments to probe the entire 2D Brillouin zone, by detecting scattered neutrons in higher 3D Brillouin zones with finite out-of-plane momentum. For this reason, a relatively complete view of the excitations has been possible. Above T_N , the paramagnetic continuum seen in Raman is also observed in the neutron response (Fig. 18), extending up to $\sim 15 - 20$ meV, with maximum intensity at the center of the 2D Brillouin zone.^{148,150} The continuum is broad in momentum space, but forms a characteristic six-fold star shape associated with well-developed correlations beyond nearest neighbours.¹⁴⁸ These results contrast somewhat with the expectations for the pure Kitaev model, for which spin-spin correlations extend only to nearest neighbours at all temperatures.^{9,10} Nonetheless, the observation that the continuum survives over a

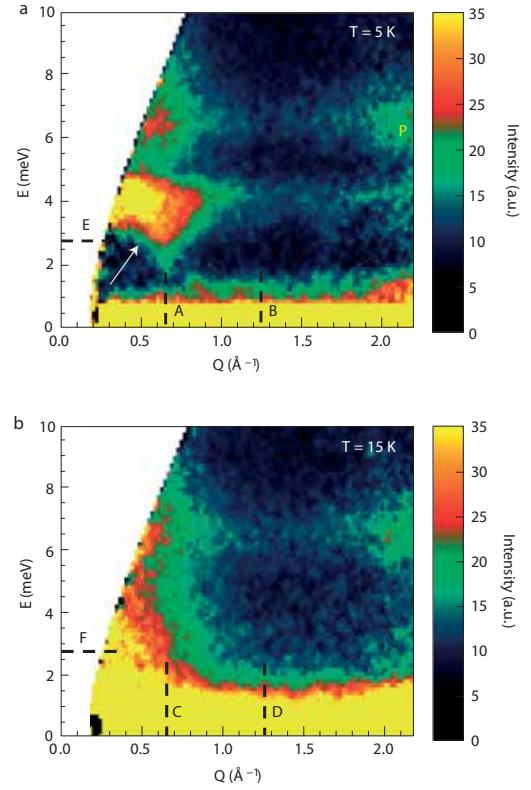


FIG. 18. Comparison of the powder inelastic neutron scattering intensity above (bottom) and below (top) T_N . The magnetic order results in the appearance of well-defined dispersive modes at low energies. Adapted from Ref. 161 by permission from Macmillan Publishers Ltd: © 2016.

surprisingly broad temperature range $\lesssim 100$ K (an order of magnitude larger than T_N) has led several groups to associate it with fractionalized excitations.^{148,150,161}

Below T_N , the onset of zigzag order is indicated by a major reconstruction of the low-energy intensity < 5 meV, while the broad continuum persists essentially unchanged at high energies.^{148,161} In particular, the excitations > 6 meV retain the broad six-fold star shape of the paramagnetic response.^{148,161} These excitations are indeed strongly inconsistent with the sharp magnons expected in conventional magnets. In contrast, the low-energy modes show clearer dispersion in momentum space (Fig. 18), with sharp energy minima near the M-points of the honeycomb Brillouin zone.^{148,161,173} Recent THz measurements have also identified a sharp magnetic excitation at the Γ -point.¹⁷⁴ These are naturally identified with the lowest band of magnons associated with zigzag order.^{161,173} The magnitude of the low-energy dispersion provides a clue regarding the size of the non-Kitaev interactions, since the scattering intensity of the pure Kitaev model is only weakly momentum dependent.^{9,10} In particular, the authors of Ref. 161 suggested the dispersing low-energy modes could be understood in terms of significant non-Kitaev terms (particularly, Heisenberg interactions). This finding brings

into question the relevance of the Kitaev model for α - RuCl_3 . In this sense, identifying the specific magnetic interactions in α - RuCl_3 , and their relationship to the high-energy continuum, has become a key challenge for the field.

In the last several years, one of the major barriers to understanding α - RuCl_3 has been the wide variety of claims regarding the magnetic interactions, as summarized in Table V and Fig. 19. From the standpoint of theoretical approaches, discrepancies between various studies have arisen mainly from two factors: i) experimental uncertainty regarding the crystal structure of α - RuCl_3 , and ii) inherent complications that arise in the absence of a small parameter, i.e. when $\lambda \sim \Delta \sim J_H$. This latter condition increases the sensitivity of *ab-initio* estimates of the interactions to methodological details.

As with Na_2IrO_3 , the first inelastic neutron experiments¹⁶¹ on α - RuCl_3 were analyzed in terms of a Heisenberg-Kitaev model with $K_1 > 0$ and $J_1 < 0$, as required to stabilize zigzag order in the absence of other terms. However, such a combination of interactions is impossible from a microscopic perspective; an antiferromagnetic K_1 is only realized in conjunction with a large off-diagonal Γ_1 interaction, as both rely on large direct metal-metal hopping. Interestingly, the first *ab-initio* studies of α - RuCl_3 , carried out on the outdated $P3_112$ structure, predicted precisely this situation.^{39,43,146} The anomalously small Ru-Cl-Ru bond angle of 89° in this structure likely overestimates direct hopping effects, leading to $K_1 > 0$, and $|\Gamma_1| \sim |J_1| \sim |K_1|$. However, since the availability of the updated $C2/m$ or $R\bar{3}$ structures, all *ab-initio* estimates have been in line with the original Jackeli-Khaliullin mechanism.^{39,43,146,175} That is, K_1 is expected to be ferromagnetic, and to represent the largest term in the Hamiltonian. This is likely supplemented primarily by a large $\Gamma_1 > 0$ with $|\Gamma_1/K_1| \sim 0.5$, which leads to the observed anisotropy in the Weiss constant Θ . These conclusions are strongly supported by the analysis of Ref. 176, which demonstrated close theoretical agreement with the observed neutron response, when such terms are included.

In Ref. 176, the authors also offered an alternative interpretation of the observed neutron spectra. They noted that the presence of off-diagonal Γ_1 interactions lifts underlying symmetries that would otherwise protect conventional magnon excitations. In the absence of such symmetries, the magnons may decay into a broad continuum of multi-magnon states, with characteristics matching the continuum observed in α - RuCl_3 . Since this effect occurs independent of proximity to the Kitaev spin-liquid, the authors concluded that proximity to the Kitaev state does not appear necessary to explain the unconventional continuum in α - RuCl_3 – in contrast with previous assertions.^{148,161} In fact, strong damping of the magnons should be considered a general feature of anisotropic magnetic interactions, suggesting similar excitation continua may appear in all materials discussed in this review. An interesting question is to what ex-

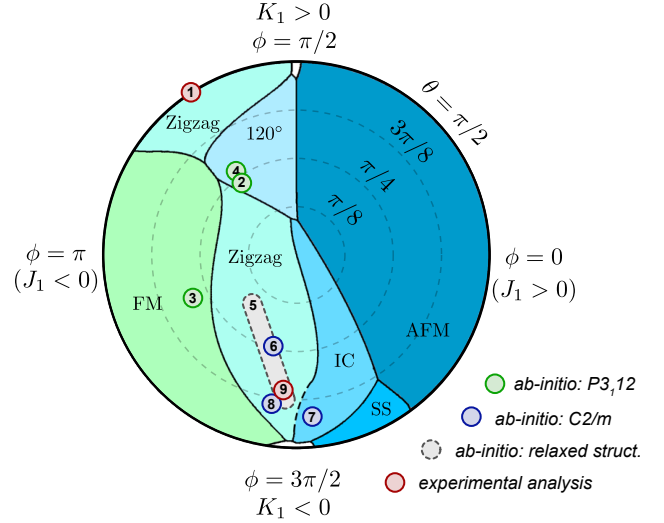


FIG. 19. Phase diagram of the (J_1, K_1, Γ_1) model (with $J_3 = 0$) from Ref. 176, using $J_1 = \cos \phi \sin \theta$, $K_1 = \sin \phi \sin \theta$, and $\Gamma_1 = \cos \theta$. Here, “FM” = ferromagnet, “AFM” = Neel antiferromagnet, “IC” = incommensurate spiral, “SS” = stripy order, and the white regions near $\theta = \pi/2, \phi = \pm\pi/2$ are the Kitaev spin-liquids. Reported interactions for α - RuCl_3 in Table V are marked by numbered points, corresponding to references: (1)¹⁶¹, (2)¹⁴⁶, (3)³⁹, (4)⁴³, (5)¹⁴⁶, (6)⁴³, (7)³⁹, (8)¹⁷⁵, and (9)¹⁷⁶. For (5), the range of values for various relaxed structures is indicated. Although the interactions in the real material are still under debate, the most recent works (5-9) agree $K_1 < 0$, with $\Gamma_1 > 0$.

tent such overdamped magnons resemble the Majorana excitations of the pure Kitaev model?¹⁶

Finally, we note that more recent interest has turned to the response of α - RuCl_3 in an external magnetic field, which suppresses the zigzag order at roughly $B_c \sim 7$ T for in-plane fields.¹³⁹ Interest in the high-field phase is partially motivated by predictions of a field-induced spin-liquid state.³⁹ A picture of this high-field state is now emerging from neutron,¹⁷⁷ NMR,^{178,179} specific heat,^{177,178,180} magnetization,^{139,149} and thermal transport measurements.^{181,182} In the vicinity of the critical field, phononic heat transport is strongly suppressed, indicating a multitude of low-lying magnetic excitations consistent with the closure of an excitation gap.^{181,182} This result is supported both by specific heat data^{177,178,180} and a strong increase of the NMR relaxation rate near B_c at low temperatures.¹⁷⁸ The closure of the gap likely demonstrates the existence of a field-induced quantum critical point, which has been suggested to be of Ising type¹⁸⁰ based on the magnetic interactions of Ref. 176. For $B > B_c$, NMR,¹⁷⁸ thermal transport,¹⁸¹ and specific heat^{177,178,180} measurements all demonstrate the opening of an excitation gap that increases linearly with field. In this field range, the specific heat shows no peak on decreasing the temperature, which has been suggested as evidence that this gapped state is a spin-

TABLE V. Bond-averaged values of the largest magnetic interactions (in units of meV) within the plane for α - RuCl_3 obtained from various methods. For Ref. 146, the two numbers represent the range of values found in various relaxed structures. “Pert. Theo.” refers to second order perturbation theory, “QC” = quantum chemistry methods, “ED” = exact diagonalization, “DFT” = density functional theory total energy, “Exp. An.” = experimental analysis. See also Fig. 19.

Method	Structure	J_1	K_1	Γ_1	J_3
Exp. An. ¹⁶¹	—	−4.6	+7.0	—	—
Pert. Theo. ¹⁴⁶	$P3_112$	−3.5	+4.6	+6.4	—
QC (2-site) ³⁹	$P3_112$	−1.2	−0.5	+1.0	—
ED (6-site) ⁴³	$P3_112$	−5.5	+7.6	+8.4	+2.3
Pert. Theo. ¹⁴⁶	Relaxed	−2.8/ − 0.7	−9.1/ − 3.0	+3.7/+7.3	—
ED (6-site) ⁴³	$C2/m$	−1.7	−6.7	+6.6	+2.7
QC (2-site) ³⁹	$C2/m$	+0.7	−5.1	+1.2	—
DFT ¹⁷⁵	$C2/m$	−1.8	−10.6	+3.8	+1.3
Exp. An. ¹⁷⁶	—	−0.5	−5.0	+2.5	+0.5

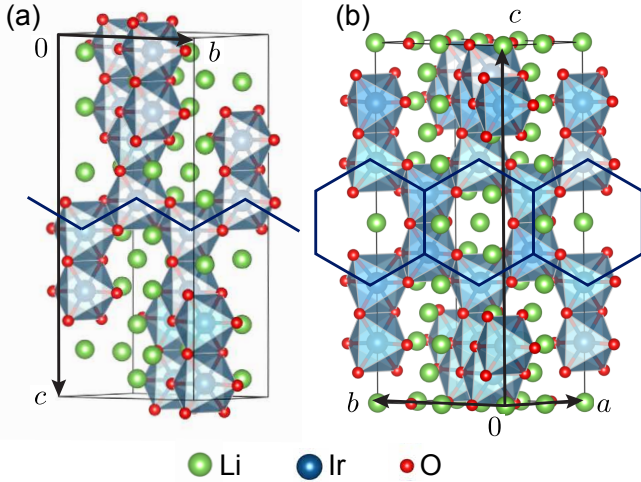


FIG. 20. Structures of (a) β - and (b) γ -phases of Li_2IrO_3 . The structures feature crossed zigzag and honeycomb chains, respectively, running in the ab -plane. These are emphasized in each case.

liquid.¹⁷⁸ This assignment is not unique, however, as a simple field-polarized ferromagnetic state would show similar behaviour. In this case, the symmetry breaking of the strong magnetic field prevents a true thermodynamic phase transition. As for the zero-field state, dynamical probes, such as inelastic light and neutron scattering, will be vital for establishing the character of the high-field state. We, therefore, refer the reader to the initial reports in this rapidly developing direction.

C. Beyond 2D: β - and γ - Li_2IrO_3

The planar honeycomb iridate α - Li_2IrO_3 can be seen as a toolbox for designing Kitaev materials. Its β - and γ -polymorphs represent three-dimensional (3D) varieties of the honeycomb lattice. Similar to the orig-

inal (planar) honeycomb version, each site of the lattice is three-coordinated, but the bonds are no longer coplanar - forming, instead, 3D networks that are coined “hyper”-honeycomb (β - Li_2IrO_3 , \mathcal{H}^0) and “stripy”- or “harmonic”-honeycomb (γ - Li_2IrO_3 , \mathcal{H}^1) lattices. Here, \mathcal{H} stands for a single stripe of hexagons, and \mathcal{H}^∞ denotes planar honeycomb lattice. By changing the superscript at \mathcal{H} , an infinitely large number of such lattices can be constructed.¹⁸³

1. Crystal structures and synthesis

On the structural level, the polymorphism of Li_2IrO_3 stems from the fact that the A_2MO_3 oxides are ordered versions of the rocksalt structure, where oxygen ions form close packing, with A and B cations occupying octahedral voids.¹⁸⁴ By changing the sequence of the A and B ions, crystal structures hosting any given \mathcal{H}^n spin lattice can be generated, although under real thermodynamic conditions only a few of them are stable. The discovery of three different well-ordered polymorphs in Li_2IrO_3 seems to be a result of extensive crystal growth attempts inspired by prospects of studying Kitaev physics. Other A_2MO_3 compounds are also known in multiple polymorphs, although many of them are fully or partially disordered version of the α - and β -type structures¹⁸⁴.

The hyperhoneycomb β -phase of Li_2IrO_3 is a high-temperature polymorph that forms upon heating the α -phase above 1000 °C.⁷¹ Tiny single crystals with the size of few hundred μm are obtained by annealing in air, similar to Na_2IrO_3 .^{185–187} β - Li_2IrO_3 crystallizes in the orthorhombic space group $Fddd$, with zigzag chains running in alternating directions in the ac -plane.^{185,186} In the language of the Kitaev interactions, these chains form the X- and Y-bonds, while the Z-bonds (parallel to the b -axis) link together adjacent layers of chains. For the initially reported structure of Ref. 186, the Ir-O-Ir bond angles are all $\sim 94^\circ$, indicating a similar degree of trigonal compression of the local IrO_6 octahedra as in the

α -phase.

The stripy-honeycomb γ -phase is instead grown at lower temperatures from the LiOH flux,¹⁸³ yielding crystals with largest dimension $\sim 100 \mu\text{m}$. Its thermodynamic stability with respect to the other two polymorphs has not been investigated.¹⁸⁸ γ - Li_2IrO_3 crystallizes in the orthorhombic $Cccm$ space group, with crossed stripes of honeycomb plaquettes running in the ac -plane. Each stripe is composed of pairs of zigzag chains, containing the X- and Y-bonds, in the Kitaev terminology. There are two crystallographically unique Z-bonds: those within each honeycomb stripe, and those linking adjacent stripes. Unlike the α - and β -phases, the distortion of the IrO_6 octahedra is quite asymmetric, leading to a range of Ir-O-Ir bond angles between $\sim 90^\circ$ and $\sim 97^\circ$. On this basis, the magnetic properties can be expected to be complex, as discussed below.

2. Electronic Properties

Given their more recent discovery, significantly less is known regarding the electronic structure of the 3D Li_2IrO_3 phases, although many aspects are expected to resemble their 2D counterparts. Both are known to be electrical insulators on the basis of DC resistivity.^{183,186} *Ab-initio* estimates of the crystal field splitting in the hyperhoneycomb β -phase have suggested it to be on the same order as in the 2D honeycomb materials,^{40,189} based on the structure of Ref. 186. This seems to be consistent with the results of x-ray magnetocircular dichroism (XMCD) experiments. These experiment observe a pronounced difference in the intensities at the L_2 and L_3 edges, in agreement with the j_{eff} predictions.¹⁸⁶ In contrast, the trigonal crystal field terms in the γ -phase are estimated to be much larger, $\Delta \sim 0.2 \text{ eV}$, based on the reported crystal structure.¹⁰⁴ The optical conductivity of γ - Li_2IrO_3 has been reported, and shows a similar dominant peak near 1.5 eV as for the 2D iridates due to intersite $j_{\text{eff}} = \frac{3}{2} \rightarrow \frac{1}{2}$ excitations.¹⁹⁰ However, enhanced intensity at lower frequency is suggestive of some departures from ideality, which might be consistent with the larger distortion of the IrO_6 octahedra.¹⁰⁴ This places some importance on establishing the validity of the j_{eff} picture in these materials.

3. Magnetic Properties

Both β - and γ - Li_2IrO_3 are readily distinguishable from planar honeycomb iridates by the sharply increasing magnetic susceptibility that becomes constant below $T_N = 37 \text{ K}$ (β)^{185,186} and 39.5 K (γ).^{183,191} This increase appears to be highly anisotropic and occurs only for the magnetic field applied along the b direction in both compounds.^{183,187} Indeed, the Curie-Weiss temperatures of both materials are highly anisotropic. For β - Li_2IrO_3 , fitting of the susceptibility above 150 K

yielded $\Theta_a \sim -94 \text{ K}$, $\Theta_b \sim +18 \text{ K}$, and $\Theta_c \sim 0$, with somewhat anisotropic effective moments in the range $\mu_{\text{eff}} \sim 1.7 - 2.0 \mu_B$.¹⁸⁷ In contrast, strong deviations from Curie-Weiss behaviour were reported for the γ -phase,¹⁸³ albeit with a similar level of anisotropy of the g -values in the range $\sim 1.9 - 2.4$.⁴⁴ These values are suggestive of strongly anisotropic magnetic interactions, with some deviations from the ideal j_{eff} picture.

Comparing to the α -phase, the Θ values are shifted toward positive (ferromagnetic) values. The highest (most ferromagnetic) value is observed for Θ_b identifying the b direction as most polarizable. Isothermal magnetization measured for this field direction increases sharply in low fields for both the β - and γ -phases mirroring the susceptibility upturn. In both cases, a kink slightly below 3 T indicates suppression of the zero-field ordered state, consistent with the vanishing of the λ -type anomaly in the specific heat at T_N .^{186,187,192}

While the thermodynamic properties set β - and γ -phases apart from α - Li_2IrO_3 , the ordered states of all three polymorphs share a lot of commonalities.^{109,185,191} All three order as incommensurate spiral phases, featuring counter-rotating spirals, which are hallmarks of the Kitaev exchange.^{185,191} The β - and γ -phases additionally share the same propagation vector $\mathbf{k} = (0.57(1), 0, 0)$ but differ in their basis vector combinations: (iA_x, iC_y, F_z) and $i(A, -A)_x, i(-1)^m(F, -F)_y, (F, F)_z$ ($m = 1, 2$), respectively.¹⁹³ As noted in section III A 3, the complexity of these magnetic structures leaves room for interpretation regarding the underlying magnetic interactions. Phenomenologically, it is known that the ordered states of both β - and γ -phases can be reproduced for a nearest-neighbor Heisenberg-Kitaev model supplemented by an additional Ising anisotropy I_c along the Z-bonds only.^{44,48} However, it has also been shown that such phases appear in the absence of I_c , within the (J_1, K_1, Γ_1) -model studied in Ref. 189 and 46. In both cases, a dominant ferromagnetic Kitaev K_1 term is required to stabilize the observed order. For a complete discussion of these two approaches, the reader is referred to Ref. 49.

Several *ab-initio* studies of β - Li_2IrO_3 concur on the ferromagnetic nature of the Kitaev term K_1 and on the relevance of the off-diagonal anisotropy Γ_1 , which may be on par with K_1 .^{40,59,189} The weak distortions of the hyperhoneycomb lattice appear to play a minor role, leading to roughly similar interactions on the X-, Y-, and Z-bonds.^{40,189} In this sense, the (J_1, K_1, Γ_1) -model appears to provide an adequate starting point for understanding the response of β - Li_2IrO_3 . However, further work will be required to fully establish the minimal interaction model. For example, the authors of Ref. 40 emphasized the role of longer-range interactions, with the inclusion of a J_2 term. Considering the symmetry of the crystal structure, such long-range terms might also include Dzyaloshinskii-Moriya interactions, which typically stabilize incommensurate states, as noted for the α -phase.⁴³ To date, no significant *ab-initio* studies of the magnetic interactions

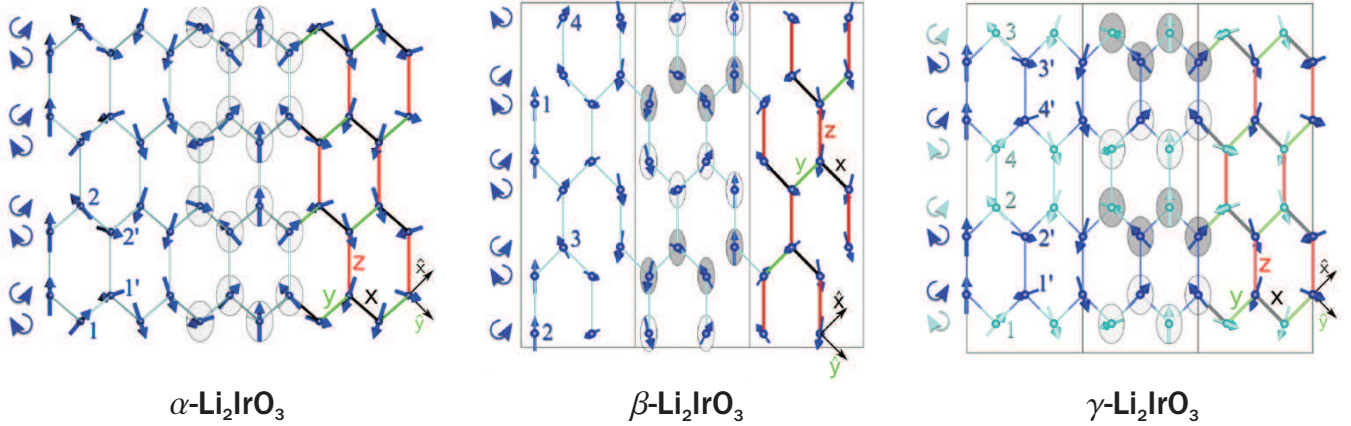


FIG. 21. Magnetic structures of α -, β -, and γ - Li_2IrO_3 showing common counter-rotating spiral order. Figures adapted, with permission, from Ref. 109, 185, and 191.

have been reported on the structurally more complex γ -phase, which still evades detailed microscopic analysis.

A fruitful approach in the study of the 3D Kitaev systems has been the use of external pressure^{186,194} and magnetic fields^{187,192} to tune the magnetic response. Like any three-coordinated lattice, the hyperhoneycomb and stripy-honeycomb geometries give rise to spin-liquid states when purely Kitaev interactions are considered.^{44,47,195} On the other hand, realistic models including J , K , and Γ terms for nearest-neighbor interactions turn out to be quite complex hosting multiple ordered states of different nature along with a few regions where spin-liquid states might occur.^{45,46,49} The prospects of tuning β - and γ - Li_2IrO_3 toward a disordered, possibly spin-liquid state are actively explored both experimentally^{186,192,194} and theoretically.⁵⁹ The zero-field incommensurate states are indeed quite fragile and can be suppressed by either pressure¹⁹⁴ or magnetic field applied along a suitably chosen direction.^{187,192} Understanding the nature of emerging new phases, and their relationship to the underlying microscopic description, represents an interesting venture that requires further investigation.

The 2D and 3D honeycomb-like systems are easily distinguishable by their Raman response.¹³ As with $\alpha\text{-RuCl}_3$, a continuum is observed extending over a broad frequency range. Polarization dependence of the experimental Raman spectra for both β - and γ - Li_2IrO_3 is indeed consistent with predictions for the Kitaev model,^{13,129} whereas the temperature-dependence of the spectral weight has been conjectured as a signature of fractionalized excitations.¹²⁹ As with $\alpha\text{-RuCl}_3$, this interpretation is considered controversial, but the similarity of the observations clearly place the 3D iridates on the same grounds as 2D systems.

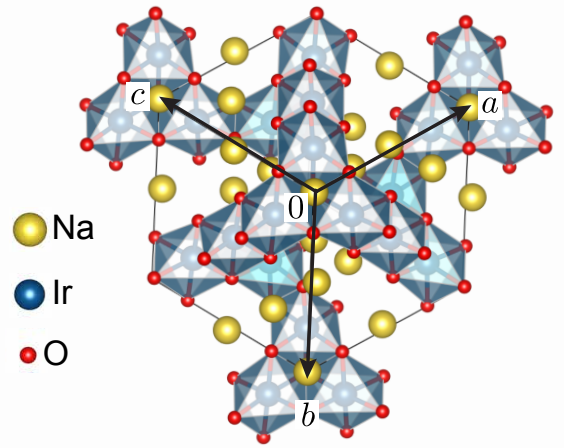


FIG. 22. Idealized crystal structure of hyperkagome compound $\text{Na}_4\text{Ir}_3\text{O}_8$ viewed along the chiral 3-fold symmetry axis.

IV. EXTENDING TO OTHER LATTICES

Half a decade of intense research has shown that realising purely Kitaev interactions may not be feasible in any real material, but extended models including more realistic interactions host a plethora of interesting states and phenomena of their own. This has stimulated investigations of a broader class of $4d$ and $5d$ transition-metal compounds, where frustrated anisotropic interactions have been suggested to play a significant role. While the full relevance of Kitaev interactions and the Jackeli-Khaliullin mechanism in these materials remains under debate, we briefly review here a selection of these systems with a focus on the future prospects of their research.

A. Hyperkagome $\text{Na}_4\text{Ir}_3\text{O}_8$:

A Possible 3D spin-liquid

The hyperkagome material $\text{Na}_4\text{Ir}_3\text{O}_8$ holds a special place in the study of Kitaev interactions, as it represents the first material for which it was recognized that Kitaev terms could arise in edge-sharing d^5 octahedra,¹⁹⁶ even predating the seminal work of Jackeli and Khaliullin. Its study also triggered experimental work on honeycomb iridates, as Na_2IrO_3 can be obtained⁶¹ as a side product of (unsuccessful) crystal growth for $\text{Na}_4\text{Ir}_3\text{O}_8$. The non-trivial chiral $P4_132/P4_332$ crystal structure of $\text{Na}_4\text{Ir}_3\text{O}_8$ hosts a hyperkagome lattice of Ir^{4+} ions, a 3D analog of planar kagome lattice,¹⁹⁷ as shown in Fig. 22. Following early theoretical interest in this system^{66,198–204}, magnetic exchange parameters were assessed microscopically arriving at somewhat conflicting results on the nature of anisotropy and its role in this material.^{196,205,206} Recent RIXS measurements²⁰⁷ can be interpreted in the j_{eff} picture, but quantum chemistry calculations have also suggested significant crystal-field splitting.²⁰⁸

Experimental data do not resolve the controversy over the magnetic interactions. $\text{Na}_4\text{Ir}_3\text{O}_8$ exhibits strong antiferromagnetic coupling, as reflected by the Curie-Weiss temperature $\Theta = -650\text{ K}$, and exhibits a peak in the magnetic specific heat around 30 K. The linear term in the low-temperature specific heat²⁰⁹ and the broad excitation continuum observed by Raman scattering²¹⁰ are reminiscent of a gapless spin liquid.²¹¹ On the other hand, spin freezing is observed at 6 K,^{212,213} about the same temperature as in Li_2RhO_3 .¹¹⁷ Recent theoretical works have reconsidered the phase diagram of the honeycomb-inspired nearest neighbour (J_1, K_1, Γ_1) model on the hyperkagome lattice,^{214,215} with the inclusion of a symmetry-allowed DM-interaction. These works found a variety of incommensurate states suggesting a complex energy landscape with only discrete symmetries. Such a situation has been argued to promote glassy spin-freezing.

Given these observations, the spin freezing may also be promoted by weak structural disorder in $\text{Na}_4\text{Ir}_3\text{O}_8$. In the stoichiometric compound, the Na sites are likely disordered.¹⁹⁷ Moreover, single crystal growth for $\text{Na}_4\text{Ir}_3\text{O}_8$ was not successful so far, most likely because sodium is easily lost to produce mixed-valence $\text{Na}_{4-x}\text{Ir}_3\text{O}_8$.²⁰⁷ The Na deficiency may extend to $x = 1.0$, manifesting a rare example of doping an Ir^{4+} -based insulator into a semi-metallic state.^{216–219} Were $\text{Na}_4\text{Ir}_3\text{O}_8$ available in very clean form, it would be a natural candidate for spin-liquid behavior on the 3D hyperkagome lattice, but chemistry has so far been a major obstacle in achieving clean single crystals.

B. Quasi-1D CaIrO_3 : Failure of the j_{eff} Picture

The post-perovskite phase of CaIrO_3 was first discussed in the Jackeli-Khaliullin context in Ref. 220. Earlier work had established the material as a magnetic in-

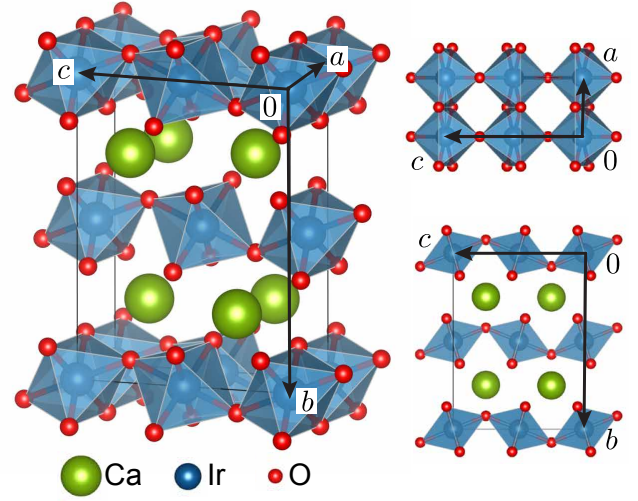


FIG. 23. Different views of the unit cell of CaIrO_3 showing a combination of edge- and corner-sharing octahedra.

sulator with a charge gap of $\sim 0.17\text{ eV}$, which displays antiferromagnetic order below $T_N = 115\text{ K}$.²²¹ While the crystal structure features edge-sharing Ir^{4+} octahedra, it is now established that the crystal-field splitting associated with tetragonal distortions is sufficiently large to quench the j_{eff} state. In this sense, CaIrO_3 stands as a primary counterexample to the other materials presented in this review.

Within the orthorhombic $Cmcm$ structure of CaIrO_3 , the Ir^{4+} ions form decoupled square lattice layers of IrO_6 octahedra lying within the ac -plane, as shown in Fig. 23. Along the c -axis, the octahedra are linked by a tilted corner sharing geometry, and are therefore expected to display large antiferromagnetic Heisenberg-type magnetic interactions. In contrast, the bonds along the a -axis are edge-sharing type, having the potential to realize weaker ferromagnetic Kitaev interactions.²²⁰ This view is indeed consistent with the observed magnetic order, in which spins adopt a canted antiferromagnetic state with antiferromagnetic alignment along the c -axis bonds, and ferromagnetic alignment for a -axis bonds. Provided the a -axis bonds featured dominant Kitaev couplings, the tilting of the octahedra would lead to a spontaneous canted moment along the b -axis; such a moment is indeed clearly observed in magnetization measurements. Moreover, initial evidence for the j_{eff} picture was taken from the absence of resonant magnetic x-ray scattering (RMXS) intensity at the L_2 edge, which would be suppressed for large $j_{\text{eff}} = \frac{1}{2}$ character in the t_{2g} hole.

Despite such positive evidence for j_{eff} physics in CaIrO_3 , there remained several discrepancies. *Ab-initio* calculations suggested large crystal field splittings on the order of $0.6 - 0.8\text{ eV}$ (on par with λ), associated with the tetragonal distortions.^{222,223} Such splittings were predicted to largely quench the orbital moment in the ground state, leading to predominantly Heisenberg-type

interactions, with small additional anisotropies. Interestingly, the interactions along the corner sharing c -axis bonds were estimated to be larger than the a -axis interactions by nearly $|J_c/J_a| \sim 20$, emphasizing the suppression of interactions for edge-sharing bonds. Subsequent RIXS experiments strongly confirmed the results of the *ab-initio* calculations, through the observation of a large splitting of the t_{2g} states consistent with $|\Delta/\lambda| > 1$.²²⁴ These observations highlight the sensitivity of the low-energy spin-orbital coupled states to crystal field splitting.

C. Double perovskites: Complex magnetism on an fcc lattice

$\text{La}_2\text{MgIrO}_6$ and $\text{La}_2\text{ZnIrO}_6$ are double perovskites with the checkerboard ordering of the Ir and Mg/Zn atoms.^{225–227} The Ir^{4+} ions are well separated by non-magnetic “spacers” (Mg^{2+} , Zn^{2+}) that bring the energy scale of magnetic couplings down to 10 K or less,^{226,228} and presumably restrict interactions to nearest neighbors. Spatial arrangement of the magnetic ions is described by an fcc lattice²²⁹ with a minor distortion arising from monoclinic symmetry of the underlying crystal structure.

Interactions between the Ir^{4+} ions are predominantly antiferromagnetic.²³⁰ Long-range order sets in below $T_N = 12$ K in $\text{La}_2\text{MgIrO}_6$ and 7.5 K in $\text{La}_2\text{ZnIrO}_6$. Interestingly, the magnetic structure of $\text{La}_2\text{MgIrO}_6$ is purely collinear, A-type antiferromagnetic, whereas $\text{La}_2\text{ZnIrO}_6$ features a similar, but canted ordered state with the sizable net moment of $0.22 \mu_B/\text{Ir}$.²³⁰ While the microscopic origin of this difference remains unsettled,^{227,229,231,232} the similarity between $\text{La}_2\text{MgIrO}_6$ and $\text{La}_2\text{ZnIrO}_6$ is reinforced by a gapped and dispersionless excitation observed in both systems taken as possible evidence for dominant Kitaev interactions in Ir^{4+} -based doubled perovskites.²³² $\text{Sr}_2\text{CeIrO}_6$ with the non-magnetic Ce^{4+} is a further member of the same family.^{233–235}

Whereas high connectivity of the fcc lattice is probably detrimental for the spin-liquid physics, the $J-K-\Gamma$ model on the fcc lattice hosts a variety of interesting ordered states even in the classical limit.²²⁹ On the experimental side, double perovskites are very convenient for chemical modifications, such as electron/hole doping²³¹ or tailoring magnetic behavior by replacing Mg or Zn with 3d ions.^{226,228} Multiple examples of Ir-containing double perovskites have been reported. However, many of them involve charge transfer²³⁶ resulting in the non-magnetic Ir^{5+} , or feature 3d ions with high magnetic moments that obscure the 4d/5d magnetism.^{237,238}

Cleaner examples of anisotropic magnetism on the fcc lattice may be found in hexahalides²³⁹ like K_2IrCl_6 , where cubic symmetry keeps the lattice undistorted and ensures the pure $j_{\text{eff}} = \frac{1}{2}$ state of Ir^{4+} . Magnetic behavior of hexahalides shows salient signatures of magnetic frustration,^{240–244} and the high symmetry of the

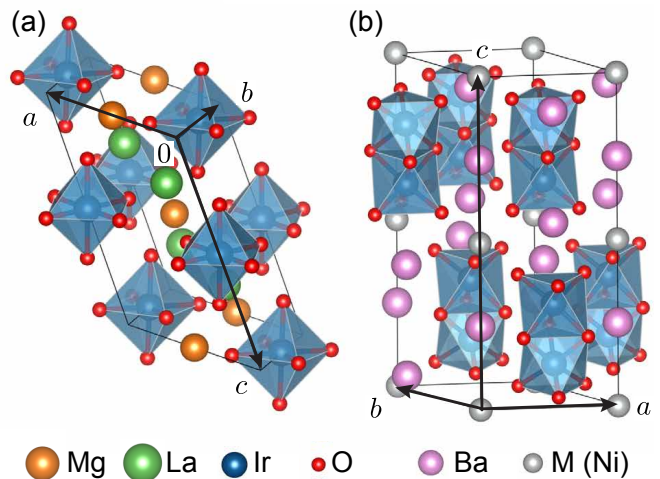


FIG. 24. Crystal structures of (a) the double perovskite $\text{La}_2\text{MgIrO}_6$ and (b) the hexagonal perovskite $\text{Ba}_3\text{IrTi}_2\text{O}_9$. In the former, the IrO_6 octahedra are isolated but interact via long-range coupling. In the latter, the IrO_6 octahedra form face-sharing dimers with properties varying with oxidation state.

lattice prevents the appearance of Dzyaloshinskii-Moriya interactions between select Ir centers. These materials were studied long before the Kitaev era and warrant re-evaluation in the context of current knowledge on the magnetism of Ir^{4+} compounds.

D. Hexagonal perovskites

Hexagonal perovskites are derivatives of the cubic perovskite structure, in which half of the octahedra are partly replaced by dimers, trimers, and, in more exotic cases, larger “stacks” of face-sharing octahedra. According to their name, these structures (at least in their simplest and largely idealized version) feature hexagonal symmetry that facilitates formation of triangular and hexagonal lattice geometries.

A naive attempt of incorporating Ir^{4+} into hexagonal perovskite structure results in $\text{Ba}_3\text{IrTi}_2\text{O}_9$ ²⁴⁵ which unfortunately exhibits structural disorder,²⁴⁶ in addition to the promising feature of absent magnetic order. An idealized, structurally ordered version of this structure would entail sizable Kitaev interactions,²⁴⁷ but in reality Ti^{4+} and Ir^{4+} are heavily mixed within the dimers.^{246,248} Since Ir^{4+} is unlikely to occupy the single octahedra, accommodating two Ir atoms within the dimer and leaving non-magnetic ions to the single octahedra turns out to be a more viable approach.

Such $\text{Ba}_3\text{M}(\text{Ir}_2\text{O}_9)$ oxides are more likely to form ordered crystal structures indeed.^{249,250} Interesting low-temperature magnetism will generally appear only in the mixed-valence case of $\text{Ir}^{4.5+}$ that corresponds to trivalent M ions. The purely Ir^{4+} systems should be mun-

dane spin dimers entering singlet state already at high temperatures.²⁴⁹ The formally non-magnetic Ir^{5+} may, however, exhibit vague signatures of weak magnetism in the same type of structure.²⁵¹ At least one of these compounds, $\text{Ba}_3\text{InIr}_2\text{O}_9$, lacks long-range magnetic order and reveals persistent spin dynamics down to 20 mK potentially showing quantum spin liquid behavior,²⁵² whereas $\text{Ba}_3\text{YIr}_2\text{O}_9$ ²⁵³ may be magnetically ordered below 4 K.^{254,255}

The mixed-valence $\text{Ir}^{4.5+}$ state entails magnetic electrons occupying molecular orbitals of the Ir–Ir dimer. Correlations, covalency, and spin-orbit coupling select among several electronic states²⁵⁶ and define interactions between such dimers. The exact nature of these electronic states, the relevance of Kitaev terms in ensuing magnetic interactions, and even the geometry of magnetic couplings (hexagonal, triangular, or both²⁵²) remain to be established.

The diverse structural chemistry with a choice of more than 10 different elements on the M site^{249,250} and feasibility of Ir_3O_{12} trimers replacing the dimers in $\text{Ba}_3\text{M}\text{Ir}_2\text{O}_9$ ^{257,258} result in a much higher flexibility of hexagonal perovskites compared to the honeycomb iridates, which are essentially restricted to only two compounds with Li and Na. Hexagonal perovskites with 4d and 5d metals other than Ir show low ordered moments²⁵⁹ or even formation of disordered magnetic states,²⁶⁰ which may be of interest too. On the downside, hexagonal perovskites are prone to structural distortions²⁶¹ sometimes accompanied by tangible disorder.²⁶² In mixed-valence systems, charge-transfer or charge-ordering processes may additionally occur.^{263–265}

E. Other materials

Interesting physics of the Kitaev-Heisenberg model on the triangular lattice and the absence of any compound being representative of this model require further materials search. Exotic and fairly expensive rhodium compounds might come for help here, because experimental procedures for synthesizing K_xRhO_2 oxides are well established.²⁶⁶ The ultimate limit of Rh^{4+} -based layered RhO_2 is probably unfeasible, given the fact that a layered structure collapses upon the complete deintercalation of the alkaline-metal cation.²⁶⁷ On the other hand, such materials could be good candidates for Kitaev-like models on the triangular lattice in the electron-doped regime. For the undoped regime, other structure types should be searched for.

Elaborate chemistry tools may be used for deliberate preparation of new 4d and 5d transition-metal compounds. The first step in this direction is incorporating Ru^{3+} into metal-organic frameworks,²⁶⁸ which are known for their high flexibility and tunability. However, further work will be needed to assess the magnitude of Kitaev terms in such a compound, where the linkage between the Ru^{3+} ions is significantly more complex than in α -

RuCl_3 .

V. OUTLOOK

The experimental explorations on 4d and 5d transition-metal-based Mott-insulating materials with frustrated anisotropic interactions reviewed in this paper validate the realization of the Jackeli-Khaliullin mechanism, i.e. there are now many candidate materials with strong evidence for dominant ferromagnetic Kitaev-like interactions in all such cases. However, the current studies also emphasize the difficulty of realizing the idealized pure Kitaev model in real materials. Nonetheless, the complex properties of such systems have proven to host a variety of surprises and associated physical and synthetic questions that need to be resolved:

- How can the magnetic interactions be more strictly controlled via external parameters such as chemical and/or physical pressure, strain or magnetic field?
- Given the strong sensitivity of the magnetic interactions to structural details, what is the role of structural disorder and magnetoelastic coupling?
- How can such anisotropic (Kitaev) interactions be synthetically extended to other lattices?
- What role can the further development of anisotropic experimental probes (such as polarization-sensitive RIXS or Raman scattering, other spectroscopic probes) play in the study of such magnetism?
- How can one describe the dynamical response of strongly anisotropic magnets, where there is emerging experimental evidence for a clear breakdown of the conventional magnon picture?
- To what extent are the interactions beyond the Kitaev terms responsible for the observed properties of the known materials?
- What insights into the real materials can be gained from exact results (e.g. for the pure Kitaev model)? Are there additional exactly solvable points in the extended phase diagram?
- Given the potential to realize a variety of anisotropic magnetic Hamiltonians in real materials, are exotic states other than the Kitaev spin liquid accessible? Where should one look?
- What new avenues can we expect when driving anisotropic magnetic materials out of equilibrium?

Given the plethora of essential questions, both theoretical and experimental, there is no doubt that the study of Kitaev-Jackeli-Khaliullin materials will continue to inspire for years to come.

VI. ACKNOWLEDGEMENTS

The field of Kitaev materials attracted hundreds of scientists over the last decade, and it will not be possible to mention everyone who provided us with new insights and inspiring ideas during conference talks and informal meetings. Nevertheless, we would like to deeply acknowledge the teams in Augsburg (Friedrich Freund, Anton Jesche, Rudra Manna, Soham Manni, and Ina-Marie Pietsch), Dresden (Nikolay Bogdanov, Liviu Hozoi, Vamshi Katukuri, Satoshi Nishimoto, and Ravi Yadav), Frankfurt (Harald Jeschke, Ying Li, and Kira Riedl), and

Mohali (Ashiwini Balodhi and Kavita Mehlaawat), as well as Radu Coldea, Daniel Khomskii, Igor Mazin, Ioannis Rousochatzakis, and Steph Williams. Last but not least, we are grateful to our funding agencies, Alexander von Humboldt Foundation through the Sofja Kovalevskaya Award (AAT), Deutsche Forschungsgemeinschaft through grants TRR49 (Frankfurt), TRR80 and SPP1666 (Augsburg), and SFB1143 (Dresden), as well as DST, India through Ramanujan Grant No. SR/S2/RJN-76/2010 and through DST Grant No. SB/S2/CMP-001/2013 (YS).

* valenti@itp.uni-frankfurt.de

- ¹ M. R. Norman, “*Colloquium: herbertsmithite and the search for the quantum spin liquid*,” *Rev. Mod. Phys.* **88**, 041002 (2016).
- ² Yi Zhou, Kazushi Kanoda, and Tai-Kai Ng, “Quantum spin liquid states,” *Rev. Mod. Phys.* **89**, 025003 (2017).
- ³ A. Kitaev, “Anyons in an exactly solved model and beyond,” *Ann. Phys.* **321**, 2–111 (2006).
- ⁴ G. Jackeli and G. Khaliullin, “Mott insulators in the strong spin-orbit coupling limit: From Heisenberg to a quantum compass and Kitaev models,” *Phys. Rev. Lett.* **102**, 017205 (2009).
- ⁵ J. Knolle, *Dynamics of a Quantum Spin Liquid* (Springer, 2016).
- ⁶ R. Schaffer, S. Bhattacharjee, and Y. B. Kim, “Quantum phase transition in Heisenberg-Kitaev model,” *Phys. Rev. B* **86**, 224417 (2012).
- ⁷ Z. Nussinov and J. van den Brink, “Compass models: Theory and physical motivations,” *Rev. Mod. Phys.* **87**, 1 (2015).
- ⁸ E. H. Lieb, “Flux phase of the half-filled band,” *Phys. Rev. Lett.* **73**, 2158–2161 (1994).
- ⁹ J. Knolle, D. L. Kovrizhin, J. T. Chalker, and R. Moessner, “Dynamics of fractionalization in quantum spin liquids,” *Phys. Rev. B* **92**, 115127 (2015).
- ¹⁰ J. Knolle, D. L. Kovrizhin, J. T. Chalker, and R. Moessner, “Dynamics of a two-dimensional quantum spin liquid: Signatures of emergent Majorana fermions and fluxes,” *Phys. Rev. Lett.* **112**, 207203 (2014).
- ¹¹ B. Perreault, J. Knolle, N. B. Perkins, and F. J. Burnell, “Resonant Raman scattering theory for kitaev models and their Majorana fermion boundary modes,” *Phys. Rev. B* **94**, 104427 (2016).
- ¹² J. Knolle, G.-W. Chern, D. L. Kovrizhin, R. Moessner, and N. B. Perkins, “Raman scattering signatures of Kitaev spin liquids in $A_2\text{IrO}_3$ iridates with $A = \text{Na}$ or Li ,” *Phys. Rev. Lett.* **113**, 187201 (2014).
- ¹³ B. Perreault, J. Knolle, N. B. Perkins, and F. J. Burnell, “Theory of raman response in three-dimensional Kitaev spin liquids: Application to β - and γ - Li_2IrO_3 compounds,” *Phys. Rev. B* **92**, 094439 (2015).
- ¹⁴ S. Trebst, “Kitaev materials,” *arXiv preprint arXiv:1701.07056* (2017).
- ¹⁵ A. Kitaev and C. Laumann, “Topological phases and quantum computation,” *Exact Methods in Low-dimensional Statistical Physics and Quantum Computing: Lecture Notes of the Les Houches Summer School* **89**, 101 (2010).
- ¹⁶ M. Hermanns, I. Kimchi, and J. Knolle, “Physics of the Kitaev model: fractionalization, dynamical correlations, and material connections,” *arXiv preprint arXiv:1705.01740* (2017).
- ¹⁷ G. Khaliullin, “Orbital order and fluctuations in Mott insulators,” *Prog. Theor. Phys. Suppl.* **160**, 155–202 (2005).
- ¹⁸ T. Moriya, “Anisotropic superexchange interaction and weak ferromagnetism,” *Phys. Rev.* **120**, 91–98 (1960).
- ¹⁹ L. Shekhtman, O. Entin-Wohlman, and A. Aharony, “Moriya’s anisotropic superexchange interaction, frustration, and Dzyaloshinsky’s weak ferromagnetism,” *Phys. Rev. Lett.* **69**, 836–839 (1992).
- ²⁰ T. Yildirim, A. B. Harris, A. Aharony, and O. Entin-Wohlman, “Anisotropic spin Hamiltonians due to spin-orbit and Coulomb exchange interactions,” *Phys. Rev. B* **52**, 10239–10267 (1995).
- ²¹ J. Chaloupka, G. Jackeli, and G. Khaliullin, “Kitaev-Heisenberg model on a honeycomb lattice: Possible exotic phases in iridium oxides $A_2\text{IrO}_3$,” *Phys. Rev. Lett.* **105**, 027204 (2010).
- ²² J. Chaloupka, G. Jackeli, and G. Khaliullin, “Zigzag magnetic order in the iridium oxide Na_2IrO_3 ,” *Phys. Rev. Lett.* **110**, 097204 (2013).
- ²³ J. Osorio Iregui, P. Corboz, and M. Troyer, “Probing the stability of the spin-liquid phases in the Kitaev-Heisenberg model using tensor network algorithms,” *Phys. Rev. B* **90**, 195102 (2014).
- ²⁴ D. Gotfryd, J. Rusnačko, K. Wohlfeld, G. Jackeli, J. Chaloupka, and A. M. Oleś, “Phase diagram and spin correlations of the Kitaev-Heisenberg model: Importance of quantum effects,” *Phys. Rev. B* **95**, 024426 (2017).
- ²⁵ Y. Yamaji, T. Suzuki, T. Yamada, S. Suga, N. Kawashima, and M. Imada, “Clues and criteria for designing a Kitaev spin liquid revealed by thermal and spin excitations of the honeycomb iridate Na_2IrO_3 ,” *Phys. Rev. B* **93**, 174425 (2016).
- ²⁶ J. Reuther, R. Thomale, and S. Trebst, “Finite-temperature phase diagram of the Heisenberg-Kitaev model,” *Phys. Rev. B* **84**, 100406 (2011).
- ²⁷ C. C. Price and N. B. Perkins, “Critical properties of the Kitaev-Heisenberg model,” *Phys. Rev. Lett.* **109**, 187201 (2012).
- ²⁸ C. Price and N. B. Perkins, “Finite-temperature phase diagram of the classical Kitaev-Heisenberg model,” *Phys.*

- Rev. B **88**, 024410 (2013).
- ²⁹ H.-C. Jiang, Z.-C. Gu, X.-L. Qi, and S. Trebst, “Possible proximity of the Mott insulating iridate Na_2IrO_3 to a topological phase: Phase diagram of the Heisenberg-Kitaev model in a magnetic field,” Phys. Rev. B **83**, 245104 (2011).
 - ³⁰ L. Janssen, E. C. Andrade, and M. Vojta, “Honeycomb-lattice Heisenberg-Kitaev model in a magnetic field: Spin canting, metamagnetism, and vortex crystals,” Phys. Rev. Lett. **117**, 277202 (2016).
 - ³¹ G.-W. Chern, Y. Sizyuk, C. Price, and N. B. Perkins, “Kitaev-Heisenberg model in a magnetic field: Order-by-disorder and commensurate-incommensurate transitions,” Phys. Rev. B **95**, 144427 (2017).
 - ³² J. G. Rau and H.-Y. Kee, “Trigonal distortion in the honeycomb iridates: Proximity of zigzag and spiral phases in Na_2IrO_3 ,” arXiv preprint arXiv:1408.4811 (2014).
 - ³³ J. Chaloupka and G. Khaliullin, “Hidden symmetries of the extended Kitaev-Heisenberg model: Implications for the honeycomb-lattice iridates A_2IrO_3 ,” Phys. Rev. B **92**, 024413 (2015).
 - ³⁴ I. Rousochatzakis, J. Reuther, R. Thomale, S. Rachel, and N. B. Perkins, “Phase diagram and quantum order by disorder in the Kitaev $K_1 - K_2$ honeycomb magnet,” Phys. Rev. X **5**, 041035 (2015).
 - ³⁵ I. Kimchi and Y.-Z. You, “Kitaev-Heisenberg- J_2 - J_3 model for the iridates A_2IrO_3 ,” Phys. Rev. B **84**, 180407 (2011).
 - ³⁶ Y. Sizyuk, C. Price, P. Wölfle, and N. B. Perkins, “Importance of anisotropic exchange interactions in honeycomb iridates: Minimal model for zigzag antiferromagnetic order in Na_2IrO_3 ,” Phys. Rev. B **90**, 155126 (2014).
 - ³⁷ S. Nishimoto, V. M. Katukuri, V. Yushankhai, H. Stoll, U. K. Rößler, L. Hozoi, I. Rousochatzakis, and J. van den Brink, “Strongly frustrated triangular spin lattice emerging from triplet dimer formation in honeycomb Li_2IrO_3 ,” Nature Comm. **7**, 10273 (2016).
 - ³⁸ V. M. Katukuri, S. Nishimoto, I. Rousochatzakis, H. Stoll, J. van den Brink, and L. Hozoi, “Strong magnetic frustration and anti-site disorder causing spin-glass behavior in honeycomb Li_2RhO_3 ,” Sci. Reports **5** (2015), 10.1038/srep14718.
 - ³⁹ R. Yadav, N. A. Bogdanov, V. M. Katukuri, S. Nishimoto, J. van den Brink, and L. Hozoi, “Kitaev exchange and field-induced quantum spin-liquid states in honeycomb α - RuCl_3 ,” Sci. Reports **6**, 37925 (2016).
 - ⁴⁰ V. M. Katukuri, R. Yadav, L. Hozoi, S. Nishimoto, and J. van den Brink, “The vicinity of hyper-honeycomb β - Li_2IrO_3 to a three-dimensional kitaev spin liquid state,” Sci. Reports **6**, 29585 (2016).
 - ⁴¹ V. M. Katukuri, S. Nishimoto, V. Yushankhai, A. Stoyanova, H. Kandpal, S. Choi, R. Coldea, I. Rousochatzakis, L. Hozoi, and J. van den Brink, “Kitaev interactions between $j = \frac{1}{2}$ moments in honeycomb Na_2IrO_3 are large and ferromagnetic: insights from ab initio quantum chemistry calculations,” New J. Phys. **16**, 013056 (2014).
 - ⁴² Y. Yamaji, Y. Nomura, M. Kurita, R. Arita, and M. Imada, “First-principles study of the honeycomb-lattice iridates Na_2IrO_3 in the presence of strong spin-orbit interaction and electron correlations,” Phys. Rev. Lett. **113**, 107201 (2014).
 - ⁴³ S. M. Winter, Y. Li, H. O. Jeschke, and R. Valentí, “Challenges in design of Kitaev materials: Magnetic interactions from competing energy scales,” Phys. Rev. B **93**, 214431 (2016).
 - ⁴⁴ I. Kimchi, J. G. Analytis, and A. Vishwanath, “Three-dimensional quantum spin liquids in models of harmonic-honeycomb iridates and phase diagram in an infinite-D approximation,” Phys. Rev. B **90**, 205126 (2014).
 - ⁴⁵ E. K.-H. Lee, R. Schaffer, S. Bhattacharjee, and Y. B. Kim, “Heisenberg-Kitaev model on the hyperhoneycomb lattice,” Phys. Rev. B **89**, 045117 (2014).
 - ⁴⁶ E. K.-H. Lee and Y. B. Kim, “Theory of magnetic phase diagrams in hyperhoneycomb and harmonic-honeycomb iridates,” Phys. Rev. B **91**, 064407 (2015).
 - ⁴⁷ J. Nasu, T. Kaji, K. Matsuura, M. Udagawa, and Y. Motome, “Finite-temperature phase transition to a quantum spin liquid in a three-dimensional Kitaev model on a hyperhoneycomb lattice,” Phys. Rev. B **89**, 115125 (2014).
 - ⁴⁸ I. Kimchi, R. Coldea, and A. Vishwanath, “Unified theory of spiral magnetism in the harmonic-honeycomb iridates α , β , and γ - Li_2IrO_3 ,” Phys. Rev. B **91**, 245134 (2015).
 - ⁴⁹ E. K.-H. Lee, J. G. Rau, and Y. B. Kim, “Two iridates, two models, and two approaches: A comparative study on magnetism in three-dimensional honeycomb materials,” Phys. Rev. B **93**, 184420 (2016).
 - ⁵⁰ I. Rousochatzakis, U. K. Rössler, J. van den Brink, and M. Daghofer, “Kitaev anisotropy induces mesoscopic \mathbb{Z}_2 vortex crystals in frustrated hexagonal antiferromagnets,” Phys. Rev. B **93**, 104417 (2016).
 - ⁵¹ M. Becker, M. Hermanns, B. Bauer, M. Garst, and S. Trebst, “Spin-orbit physics of $j = \frac{1}{2}$ Mott insulators on the triangular lattice,” Phys. Rev. B **91**, 155135 (2015).
 - ⁵² G. Jackeli and A. Avella, “Quantum order by disorder in the Kitaev model on a triangular lattice,” Phys. Rev. B **92**, 184416 (2015).
 - ⁵³ I. Kimchi and A. Vishwanath, “Kitaev-Heisenberg models for iridates on the triangular, hyperkagome, kagome, fcc, and pyrochlore lattices,” Phys. Rev. B **89**, 014414 (2014).
 - ⁵⁴ J. Chaloupka and G. Khaliullin, “Magnetic anisotropy in the Kitaev model systems Na_2IrO_3 and α - RuCl_3 ,” Phys. Rev. B **94**, 064435 (2016).
 - ⁵⁵ S. Bhattacharjee, S.-S. Lee, and Y. B. Kim, “Spinorbital locking, emergent pseudo-spin and magnetic order in honeycomb lattice iridates,” New J. Phys. **14**, 073015 (2012).
 - ⁵⁶ C. G. Fatuzzo, M. Dantz, S. Fatale, P. Olalde-Velasco, N. E. Shaik, B. Dalla Piazza, S. Toth, J. Pelliciani, R. Fittipaldi, A. Vecchione, N. Kikugawa, J. S. Brooks, H. M. Rønnow, M. Gironi, Ch. Rüegg, T. Schmitt, and J. Chang, “Spin-orbit-induced orbital excitations in Sr_2RuO_4 and Ca_2RuO_4 : A resonant inelastic x-ray scattering study,” Phys. Rev. B **91**, 155104 (2015).
 - ⁵⁷ J. G. Rau, E. K.-H. Lee, and H.-Y. Kee, “Generic spin model for the honeycomb iridates beyond the Kitaev limit,” Phys. Rev. Lett. **112**, 077204 (2014).
 - ⁵⁸ H.-S. Kim, V. V. Shankar, A. Catuneanu, and H.-Y. Kee, “Kitaev magnetism in honeycomb RuCl_3 with intermediate spin-orbit coupling,” Phys. Rev. B **91**, 241110 (2015).
 - ⁵⁹ H.-S. Kim, Y. B. Kim, and H.-Y. Kee, “Revealing frustrated local moment model for pressurized hyperhoneycomb iridate: Paving the way toward a quantum spin liquid,” Phys. Rev. B **94**, 245127 (2016).
 - ⁶⁰ K. Foyevtsova, H. O. Jeschke, I. I. Mazin, D. I. Khomskii, and R. Valentí, “Ab initio analysis of the tight-binding parameters and magnetic interactions in Na_2IrO_3 ,” Phys. Rev. B **88**, 035107 (2013).
 - ⁶¹ Y. Singh and P. Gegenwart, “Antiferromagnetic Mott insulating state in single crystals of the honeycomb lattice

- material Na_2IrO_3 ,” *Phys. Rev. B* **82**, 064412 (2010).
- ⁶² J. J. Scheer, A. E. Van Arkel, and R. D. Heyding, “Oxide complexes formed in the systems platinum metals : alkali carbonates : oxygen,” *Can. J. Phys.* **33**, 683–686 (1955).
 - ⁶³ C. L. McDaniel, “Phase relations in the systems $\text{Na}_2\text{O}-\text{IrO}_2$ and $\text{Na}_2\text{O}-\text{PtO}_2$ in air,” *J. Solid State Chem.* **9**, 139–146 (1974).
 - ⁶⁴ H. Kobayashi, M. Tabuchi, M. Shikano, H. Kageyama, and R. Kanno, “Structure, and magnetic and electrochemical properties of layered oxides, Li_2IrO_3 ,” *J. Mater. Chem.* **13**, 957–962 (2003).
 - ⁶⁵ V. Todorova and M. Jansen, “Synthesis, structural characterization and physical properties of a new member of ternary lithium layered compounds – Li_2RhO_3 ,” *Z. anorg. allg. Chem.* **637**, 37–40 (2011).
 - ⁶⁶ Y. Singh, S. Manni, J. Reuther, T. Berlijn, R. Thomale, W. Ku, S. Trebst, and P. Gegenwart, “Relevance of the Heisenberg-Kitaev model for the honeycomb lattice iridates A_2IrO_3 ,” *Phys. Rev. Lett.* **108**, 127203 (2012).
 - ⁶⁷ Y. Luo, C. Cao, B. Si, Y. Li, J. Bao, H. Guo, X. Yang, C. Shen, C. Feng, J. Dai, G. Cao, and Z. Xu, “ Li_2RhO_3 : A spin-glassy relativistic Mott insulator,” *Phys. Rev. B* **87**, 161121(R) (2013).
 - ⁶⁸ M. J. O’Malley, H. Verweij, and P. M. Woodward, “Structure and properties of ordered Li_2IrO_3 and Li_2PtO_3 ,” *J. Solid State Chem.* **181**, 1803–1809 (2008).
 - ⁶⁹ G. Cao, J. Bolivar, S. McCall, J. E. Crow, and R. P. Guertin, “Weak ferromagnetism, metal-to-nonmetal transition, and negative differential resistivity in single-crystal Sr_2IrO_4 ,” *Phys. Rev. B* **57**, R11039–R11042 (1998).
 - ⁷⁰ F. Freund, S. C. Williams, R. D. Johnson, R. Coldea, P. Gegenwart, and A. Jesche, “Single crystal growth from separated educts and its application to lithium transition-metal oxides,” *Sci. Reports* **6**, 35362 (2016).
 - ⁷¹ S. Manni, “Synthesis and investigation of frustrated honeycomb lattice iridates and rhodates,” (2014), PhD thesis, University of Goettingen.
 - ⁷² J. W. Krizan, J. H. Roudebush, G. M. Fox, and R. J. Cava, “The chemical instability of Na_2IrO_3 in air,” *Mater. Res. Bull.* **52**, 162–166 (2014).
 - ⁷³ J. Bréger, M. Jiang, N. Dupré, Y. S. Meng, Y. Shao-Horn, G. Ceder, and C. P. Grey, “High-resolution x-ray diffraction, DIFFaX, NMR and first principles study of disorder in the $\text{Li}_2\text{MnO}_3-\text{Li}[\text{Ni}_{1/2}\text{Mn}_{1/2}]\text{O}_2$ solid solution,” *J. Solid State Chem.* **178**, 2575–2585 (2005).
 - ⁷⁴ H. Kobayashi, R. Kanno, Y. Kawamoto, M. Tabuchi, O. Nakamura, and M. Takano, “Structure and lithium deintercalation of $\text{Li}_{2-x}\text{RuO}_3$,” *Solid State Ionics* **82**, 25–31 (1995).
 - ⁷⁵ R. V. Panin, N. R. Khasanova, A. M. Abakumov, E. V. Antipov, G. Van Tendeloo, and W. Schnelle, “Synthesis and crystal structure of the palladium oxides NaPd_3O_4 , Na_2PdO_3 , and $\text{K}_3\text{Pd}_2\text{O}_4$,” *J. Solid State Chem.* **180**, 1566–1574 (2007).
 - ⁷⁶ F. Ye, S. Chi, H. Cao, B. C. Chakoumakos, J. A. Fernandez-Baca, R. Custelcean, T. F. Qi, O. B. Korneta, and G. Cao, “Direct evidence of a zigzag spin-chain structure in the honeycomb lattice: A neutron and x-ray diffraction investigation of single-crystal Na_2IrO_3 ,” *Phys. Rev. B* **85**, 180403(R) (2012).
 - ⁷⁷ S. K. Choi, R. Coldea, A. N. Kolmogorov, T. Lancaster, I. I. Mazin, S. J. Blundell, P. G. Radaelli, Y. Singh, P. Gegenwart, K. R. Choi, S.-W. Cheong, P. J. Baker, C. Stock, and J. Taylor, “Spin waves and revised crystal structure of honeycomb iridate Na_2IrO_3 ,” *Phys. Rev. Lett.* **108**, 127204 (2012).
 - ⁷⁸ On the other hand, Ref. 87 reports local disorder in Na_2IrO_3 based on total-scattering experiments, which is difficult to reconcile with the single-crystal data of Ref. 77.
 - ⁷⁹ I. I. Mazin, S. Manni, K. Foyevtsova, H. O. Jeschke, P. Gegenwart, and R. Valentí, “Origin of the insulating state in honeycomb iridates and rhodates,” *Phys. Rev. B* **88**, 035115 (2013).
 - ⁸⁰ R. Comin, G. Levy, B. Ludbrook, Z.-H. Zhu, C. N. Veenstra, J. A. Rosen, Yogesh Singh, P. Gegenwart, D. Stricker, J. N. Hancock, D. van der Marel, I. S. Elfimov, and A. Damascelli, “ Na_2IrO_3 as a novel relativistic Mott insulator with a 340-meV gap,” *Phys. Rev. Lett.* **109**, 266406 (2012).
 - ⁸¹ C. H. Sohn, H.-S. Kim, T. F. Qi, D. W. Jeong, H. J. Park, H. K. Yoo, H. H. Kim, J.-Y. Kim, T. D. Kang, Deok-Yong Cho, G. Cao, J. Yu, S. J. Moon, and T. W. Noh, “Mixing between $J_{\text{eff}} = \frac{1}{2}$ and $\frac{3}{2}$ orbitals in Na_2IrO_3 : A spectroscopic and density functional calculation study,” *Phys. Rev. B* **88**, 085125 (2013).
 - ⁸² X. Zhou, H. Li, J. A. Waugh, S. Parham, H.-S. Kim, J. A. Sears, A. Gomes, H.-Y. Kee, Y.-J. Kim, and D. S. Dessau, “Angle-resolved photoemission study of the Kitaev candidate $\alpha\text{-RuCl}_3$,” *Phys. Rev. B* **94**, 161106 (2016).
 - ⁸³ A. Koitzsch, C. Habenicht, E. Müller, M. Knapfer, B. Büchner, H. C. Kandpal, J. van den Brink, D. Nowak, A. Isaeva, and Th. Doert, “ J_{eff} description of the honeycomb Mott insulator $\alpha\text{-RuCl}_3$,” *Phys. Rev. Lett.* **117**, 126403 (2016).
 - ⁸⁴ S. Sinn, C. H. Kim, B. H. Kim, K. D. Lee, C. J. Won, J. S. Oh, M. Han, Y. J. Chang, N. Hur, H. Sato, B.-G. Park, C. Kim, H.-D. Kim, and T.-W. Noh, “Electronic structure of the Kitaev material $\alpha\text{-RuCl}_3$ probed by photoemission and inverse photoemission spectroscopies,” *Sci. Reports* **6** (2016), 10.1038/srep39544.
 - ⁸⁵ L. Binotto, I. Pollini, and G. Spinolo, “Optical and transport properties of the magnetic semiconductor $\alpha\text{-RuCl}_3$,” *physica status solidi (b)* **44**, 245–252 (1971).
 - ⁸⁶ L. J. Sandilands, C. H. Sohn, H. J. Park, S. Y. Kim, K. W. Kim, J. A. Sears, Y.-J. Kim, and T. W. Noh, “Optical probe of Heisenberg-Kitaev magnetism in $\alpha\text{-RuCl}_3$,” *Phys. Rev. B* **94**, 195156 (2016).
 - ⁸⁷ H. Gretarsson, J. P. Clancy, Yogesh Singh, P. Gegenwart, J. P. Hill, J. Kim, M. H. Upton, A. H. Said, D. Casa, T. Gog, and Y.-J. Kim, “Magnetic excitation spectrum of Na_2IrO_3 probed with resonant inelastic x-ray scattering,” *Phys. Rev. B* **87**, 220407 (2013).
 - ⁸⁸ B. H. Kim, G. Khaliullin, and B. I. Min, “Electronic excitations in the edge-shared relativistic Mott insulator: Na_2IrO_3 ,” *Phys. Rev. B* **89**, 081109 (2014).
 - ⁸⁹ H. Gretarsson, J. P. Clancy, X. Liu, J. P. Hill, E. Bozin, Y. Singh, S. Manni, P. Gegenwart, J. Kim, A. H. Said, D. Casa, T. Gog, M. H. Upton, H.-S. Kim, J. Yu, V. M. Katukuri, L. Hozoi, J. van den Brink, and Y.-J. Kim, “Crystal-field splitting and correlation effect on the electronic structure of A_2IrO_3 ,” *Phys. Rev. Lett.* **110**, 076402 (2013).
 - ⁹⁰ K. W. Plumb, J. P. Clancy, L. J. Sandilands, V. Vijay Shankar, Y. F. Hu, K. S. Burch, H.-Y. Kee, and Y.-J. Kim, “ $\alpha\text{-RuCl}_3$: A spin-orbit assisted Mott insulator on a honeycomb lattice,” *Phys. Rev. B* **90**, 041112 (2014).
 - ⁹¹ N. Alidoust, C. Liu, S.-Y. Xu, I. Belopolski, T. Qi, M. Zeng, D. S. Sanchez, H. Zheng, G. Bian, M. Neu-

- pane, Y.-T. Liu, S. D. Wilson, H. Lin, A. Bansil, G. Cao, and M. Z. Hasan, "Observation of metallic surface states in the strongly correlated Kitaev-Heisenberg candidate Na_2IrO_3 ," *Phys. Rev. B* **93**, 245132 (2016).
- ⁹² F. Lüpke, S. Manni, S. C. Erwin, I. I. Mazin, P. Gegenwart, and M. Wenderoth, "Highly unconventional surface reconstruction of Na_2IrO_3 with persistent energy gap," *Phys. Rev. B* **91**, 041405 (2015).
- ⁹³ A. Shitade, H. Katsura, J. Kuneš, X.-L. Qi, S.-C. Zhang, and N. Nagaosa, "Quantum spin Hall effect in a transition metal oxide Na_2IrO_3 ," *Phys. Rev. Lett.* **102**, 256403 (2009).
- ⁹⁴ K. Mehlawat and Y. Singh, "First-order density-wave-like transitions in surface-doped Na_2IrO_3 ," *Phys. Rev. B* **94**, 041109(R) (2016).
- ⁹⁵ K. Mehlawat and Y. Singh, "Density wave like transport anomalies in surface doped Na_2IrO_3 ," *AIP Advances* **7**, 055710 (2017).
- ⁹⁶ H.-J. Kim, J.-H. Lee, and J.-H. Cho, "Antiferromagnetic Slater insulator phase of Na_2IrO_3 ," *Sci. Reports* **4**, 5253 (2014).
- ⁹⁷ I. I. Mazin, H. O. Jeschke, K. Foyevtsova, R. Valentí, and D. I. Khomskii, " Na_2IrO_3 as a molecular orbital crystal," *Phys. Rev. Lett.* **109**, 197201 (2012).
- ⁹⁸ K. Yamaura and E. Takayama-Muromachi, "Enhanced paramagnetism of the 4d itinerant electrons in the rhodium oxide perovskite SrRhO_3 ," *Phys. Rev. B* **64**, 224424 (2001).
- ⁹⁹ K. Yamaura, Q. Huang, D. P. Young, Y. Noguchi, and E. Takayama-Muromachi, "Crystal structure and electronic and magnetic properties of the bilayered rhodium oxide $\text{Sr}_3\text{Rh}_2\text{O}_7$," *Phys. Rev. B* **66**, 134431 (2002).
- ¹⁰⁰ R. S. Perry, F. Baumberger, L. Balicas, N. Kikugawa, N. J. C. Ingle, A. Rost, J. F. Mercure, Y. Maeno, Z. X. Shen, and A. P. Mackenzie, " Sr_2RhO_4 : a new, clean correlated electron metal," *New J. Phys.* **8**, 175 (2006).
- ¹⁰¹ S. J. Moon, H. Jin, K. W. Kim, W. S. Choi, Y. S. Lee, J. Yu, G. Cao, A. Sumi, H. Funakubo, C. Bernhard, and T. W. Noh, "Dimensionality-controlled insulator-metal transition and correlated metallic state in 5d transition metal oxides $\text{Sr}_{n+1}\text{Ir}_n\text{O}_{3n+1}$ ($n = 1, 2$, and ∞)," *Phys. Rev. Lett.* **101**, 226402 (2008).
- ¹⁰² G. Cao, V. Durairaj, S. Chikara, L. E. DeLong, S. Parkin, and P. Schlottmann, "Non-Fermi-liquid behavior in nearly ferromagnetic SrIrO_3 single crystals," *Phys. Rev. B* **76**, 100402 (2007).
- ¹⁰³ N. A. Bogdanov, V. M. Katukuri, J. Romhányi, V. Yushankhai, V. Kataev, B. Büchner, J. van den Brink, and L. Hozoi, "Orbital reconstruction in nonpolar tetravalent transition-metal oxide layers," *Nature Comm.* **6**, 7306 (2015).
- ¹⁰⁴ Y. Li, K. Foyevtsova, H. O. Jeschke, and R. Valentí, "Analysis of the optical conductivity for A_2IrO_3 ($\text{A} = \text{Na}, \text{Li}$) from first principles," *Phys. Rev. B* **91**, 161101 (2015).
- ¹⁰⁵ Y. Li, S. M. Winter, H. O. Jeschke, and R. Valentí, "Electronic excitations in $\gamma\text{-Li}_2\text{IrO}_3$," *Phys. Rev. B* **95**, 045129 (2017).
- ¹⁰⁶ B. H. Kim, T. Shirakawa, and S. Yunoki, "From a quasi-molecular band insulator to a relativistic Mott insulator in t_{2g}^5 systems with a honeycomb lattice structure," *Phys. Rev. Lett.* **117**, 187201 (2016).
- ¹⁰⁷ S. Streltsov, I. I. Mazin, and K. Foyevtsova, "Localized itinerant electrons and unique magnetic properties of SrRu_2O_6 ," *Phys. Rev. B* **92**, 134408 (2015).
- ¹⁰⁸ Z. V. Pchelkina, S. V. Streltsov, and I. I. Mazin, "Spectroscopic signatures of molecular orbitals in transition metal oxides with a honeycomb lattice," *Phys. Rev. B* **94**, 205148 (2016).
- ¹⁰⁹ S. C. Williams, R. D. Johnson, F. Freund, S. Choi, A. Jesche, I. Kimchi, S. Manni, A. Bombardi, P. Manuel, P. Gegenwart, and R. Coldea, "Incommensurate counter-rotating magnetic order stabilized by Kitaev interactions in the layered honeycomb $\alpha\text{-Li}_2\text{IrO}_3$," *Phys. Rev. B* **93**, 195198 (2016).
- ¹¹⁰ X. Liu, T. Berlijn, W.-G. Yin, W. Ku, A. Tsvelik, Y.-J. Kim, H. Gretarsson, Y. Singh, P. Gegenwart, and J. P. Hill, "Long-range magnetic ordering in Na_2IrO_3 ," *Phys. Rev. B* **83**, 220403 (2011).
- ¹¹¹ A. P. Ramirez, "Strongly geometrically frustrated magnets," *Ann. Review Mater. Sci.* **24**, 453–480 (1994).
- ¹¹² Absolute values of the Curie-Weiss temperatures should be taken with caution, because they depend on the temperature range of the fitting.
- ¹¹³ K. Mehlawat, A. Thamizhavel, and Y. Singh, "Heat capacity evidence for proximity to the Kitaev quantum spin liquid in A_2IrO_3 ($\text{A} = \text{Na}, \text{Li}$)," *Phys. Rev. B* **95**, 144406 (2017).
- ¹¹⁴ S. Hwan Chun, J.-W. Kim, J. Kim, H. Zheng, C. C. Stoumpos, C. D. Malliakas, J. F. Mitchell, K. Mehlawat, Y. Singh, Y. Choi, T. Gog, A. Al-Zein, M. M. Sala, M. Krisch, J. Chaloupka, G. Jackeli, G. Khaliullin, and B. J. Kim, "Direct evidence for dominant bond-directional interactions in a honeycomb lattice iridate Na_2IrO_3 ," *Nature Phys.* **11**, 215 (2015).
- ¹¹⁵ J. B. Fouet, P. Sindzingre, and C. Lhuillier, "An investigation of the quantum $J_1 - J_2 - J_3$ model on the honeycomb lattice," *Eur. Phys. J. B* **20**, 241–254 (2001).
- ¹¹⁶ S. Manni, S. Choi, I. I. Mazin, R. Coldea, M. Altmeyer, H. O. Jeschke, R. Valentí, and P. Gegenwart, "Effect of isoelectronic doping on the honeycomb-lattice iridate A_2IrO_3 ," *Phys. Rev. B* **89**, 245113 (2014).
- ¹¹⁷ P. Khuntia, S. Manni, F. R. Foronda, T. Lancaster, S. J. Blundell, P. Gegenwart, and M. Baenitz, "Local magnetism and spin dynamics of the frustrated honeycomb rhodate Li_2RhO_3 ," *arXiv preprint arXiv:1512.04904* (2015).
- ¹¹⁸ G. Cao, T. F. Qi, L. Li, J. Terzic, V. S. Cao, S. J. Yuan, M. Tovar, G. Murthy, and R. K. Kaul, "Evolution of magnetism in the single-crystal honeycomb iridates $(\text{Na}_{1-x}\text{Li}_x)_2\text{IrO}_3$," *Phys. Rev. B* **88**, 220414 (2013).
- ¹¹⁹ K. Rolfs, S. Toth, E. Pomjakushina, D. Sheptyakov, J. Taylor, and K. Conder, "Spiral magnetic phase in Li-doped Na_2IrO_3 ," *Phys. Rev. B* **91**, 180406(R) (2015).
- ¹²⁰ S. Manni, Y. Tokiwa, and P. Gegenwart, "Effect of nonmagnetic dilution in the honeycomb-lattice iridates Na_2IrO_3 and Li_2IrO_3 ," *Phys. Rev. B* **89**, 241102 (2014).
- ¹²¹ E. C. Andrade and M. Vojta, "Magnetism in spin models for depleted honeycomb-lattice iridates: Spin-glass order towards percolation," *Phys. Rev. B* **90**, 205112 (2014).
- ¹²² L. Sandhya Kumari, M. Wallace, J. T. Barnes, B. Tong, A. P. Ramirez, and M. A. Subramanian, "Charge transfer instability in a mixed Ir/Rh honeycomb lattice in $\text{Li}_2\text{Ir}_{1-x}\text{Rh}_x\text{O}_3$ solid solution," *Solid State Sci.* **61**, 232–238 (2016).
- ¹²³ K. Mehlawat, G. Sharma, and Y. Singh, "Fragile magnetic order in the honeycomb lattice iridate Na_2IrO_3 revealed by magnetic impurity doping," *Phys. Rev. B* **92**,

- 134412 (2015).
- ¹²⁴ D. C. Wallace, C. M. Brown, and T. M. McQueen, “Evolution of magnetism in the $\text{Na}_{3-\delta}(\text{Na}_{1-x}\text{Mg}_x)\text{Ir}_2\text{O}_6$ series of honeycomb iridates,” *J. Solid State Chem.* **224**, 28–35 (2015).
 - ¹²⁵ D. C. Wallace and T. M. McQueen, “New honeycomb iridium(V) oxides: NaIrO_3 and $\text{Sr}_3\text{CaIr}_2\text{O}_9$,” *Dalton Trans.* **44**, 20344–20351 (2015).
 - ¹²⁶ E. McCalla, A. M. Abakumov, M. Saubané, D. Foix, E. J. Berg, G. Rouse, M.-L. Doublet, D. Gonbeau, P. Novák, G. Van Tendeloo, R. Dominko, and J.-M. Tarascon, “Visualization of O-O peroxo-like dimers in high-capacity layered oxides for Li-ion batteries,” *Science* **350**, 1516–1521 (2015).
 - ¹²⁷ A. J. Perez, D. Batuk, M. Saubané, G. Rouse, D. Foix, E. McCalla, E. J. Berg, R. Dugas, K. H. W. van den Bos, M.-L. Doublet, D. Gonbeau, A. M. Abakumov, G. Van Tendeloo, and J.-M. Tarascon, “Strong oxygen participation in the redox governing the structural and electrochemical properties of na-rich layered oxide Na_2IrO_3 ,” *Chem. Mater.* **28**, 8278–8288 (2016).
 - ¹²⁸ H. Kobayashi, R. Kanno, M. Tabuchi, H. Kageyama, O. Nakamura, and M. Takano, “Structure and charge/discharge characteristics of new layered oxides: $\text{Li}_{1.8}\text{Ru}_{0.6}\text{Fe}_{0.6}\text{O}_3$ and Li_2IrO_3 ,” *J. Power Sources* **68**, 686–691 (1997).
 - ¹²⁹ A. Glamazda, P. Lemmens, S.-H. Do, Y. S. Choi, and K.-Y. Choi, “Raman spectroscopic signature of fractionalized excitations in the harmonic-honeycomb iridates β - and γ - Li_2IrO_3 ,” *Nature Comm.* **7**, 12286 (2016).
 - ¹³⁰ S. Nath Gupta, P. V. Sriluckshmy, K. Mehlaawat, A. Balodhi, D. K. Mishra, S. R. Hassan, T. V. Ramakrishnan, D. V. S. Muthu, Y. Singh, and A. K. Sood, “Raman signatures of strong Kitaev exchange correlations in $(\text{Na}_{1-x}\text{Li}_x)_2\text{IrO}_3$: Experiments and theory,” *Europhys. Lett.* **114**, 47004 (2016).
 - ¹³¹ C. Claus, *J. Prakt. Chem.* **34**, 420 (1845).
 - ¹³² H. Remy, “Beiträge zur Chemie der Platinmetalle. V. Thermischer Abbau des Ruthenrichlorids und des Ruthendioxyds,” *Z. anorg. allg. Chem.* **137**, 365–388 (1924).
 - ¹³³ J. M. Fletcher, W. E. Gardner, A. C. Fox, and G. Topping, “X-ray, infrared, and magnetic studies of α - and β -ruthenium trichloride,” *J. Chem. Soc. A*, 1038–1045 (1967).
 - ¹³⁴ K. R. Hyde, E. W. Hooper, J. Waters, and J. M. Fletcher, “ α - and β -ruthenium trichloride,” *J. Less-Common Metals* **8**, 428–434 (1965).
 - ¹³⁵ W. P. Griffith, “Ruthenium trichloride and its applications,” *Platinum Metals Rev.* **19**, 60–62 (1975).
 - ¹³⁶ W. P. Griffith, *Ruthenium Oxidation Complexes: Their Uses as Homogenous Organic Catalysts*, Vol. 34 (Springer Science & Business Media, 2010).
 - ¹³⁷ S. Cotton, *Chemistry of precious metals* (Springer Science & Business Media, 2012).
 - ¹³⁸ H. B. Cao, A. Banerjee, J.-Q. Yan, C. A. Bridges, M. D. Lumsden, D. G. Mandrus, D. A. Tennant, B. C. Chakoumakos, and S. E. Nagler, “Low-temperature crystal and magnetic structure of α - RuCl_3 ,” *Phys. Rev. B* **93**, 134423 (2016).
 - ¹³⁹ R. D. Johnson, S. C. Williams, A. A. Haghighirad, J. Singleton, V. Zapf, P. Manuel, I. I. Mazin, Y. Li, H. O. Jeschke, R. Valentí, and R. Coldea, “Monoclinic crystal structure of α - RuCl_3 and the zigzag antiferromagnetic ground state,” *Phys. Rev. B* **92**, 235119 (2015).
 - ¹⁴⁰ M. A. Hill and F. E. Beamish, “Ruthenium chlorides,” *J. Amer. Chem. Soc.* **72**, 4855–4856 (1950).
 - ¹⁴¹ J. M. Fletcher, W. E. Gardner, E. W. Hooper, K. R. Hyde, F. H. Moore, and J. L. Woodhead, “Anhydrous ruthenium chlorides,” *Nature* **199**, 1089–1090 (1963).
 - ¹⁴² F. Hulliger, *Structural chemistry of layer-type phases*, Vol. 5 (Springer Science & Business Media, 2012).
 - ¹⁴³ B. Douglas and S.-M. Ho, *Structure and chemistry of crystalline solids* (Springer Science & Business Media, 2007).
 - ¹⁴⁴ E. V. Stroganov and K. V. Ovchinnikov, “Crystal structure of ruthenium trichloride,” *Vestn. Leningr. Univ., Ser. Fiz. i Khim.* **12**, 152 (1957).
 - ¹⁴⁵ K. Brodersen, G. Thiele, H. Ohnsorge, I. Recke, and F. Moers, “Die Struktur des IrBr_3 und über die Ursachen der Fehlordnungserscheinungen bei den in schichtenstrukturen kristallisierenden Edelmetalltrihalogeniden,” *J. Less-Common Metals* **15**, 347–354 (1968).
 - ¹⁴⁶ H.-S. Kim and H.-Y. Kee, “Crystal structure and magnetism in α - RuCl_3 : An ab initio study,” *Phys. Rev. B* **93**, 155143 (2016).
 - ¹⁴⁷ S.-Y. Park, S.-H. Do, K.-Y. Choi, D. Jang, T.-H. Jang, J. Schefer, C.-M. Wu, J. S. Gardner, J. M. S. Park, J.-H. Park, and J. Sungdae, “Emergence of the isotropic Kitaev Honeycomb lattice with two-dimensional Ising universality in α - RuCl_3 ,” *arXiv preprint arXiv:1609.05690* (2016).
 - ¹⁴⁸ A. Banerjee, J. Yan, J. Knolle, C. A. Bridges, M. B. Stone, M. D. Lumsden, D. G. Mandrus, D. A. Tennant, R. Moessner, and S. E. Nagler, “Neutron scattering in the proximate quantum spin liquid α - RuCl_3 ,” *Science* **356**, 1055–1059 (2017).
 - ¹⁴⁹ Y. Kubota, H. Tanaka, T. Ono, Y. Narumi, and K. Kindo, “Successive magnetic phase transitions in α - RuCl_3 : XY-like frustrated magnet on the honeycomb lattice,” *Phys. Rev. B* **91**, 094422 (2015).
 - ¹⁵⁰ S.-H. Do, S.-Y. Park, J. Yoshitake, J. Nasu, Y. Motome, Y. S. Kwon, D. T. Adroja, D. J. Voneshen, K. Kim, T.-H. Jang, J.-H. Park, K.-Y. Choi, and S. Ji, “Incarnation of Majorana fermions in Kitaev quantum spin lattice,” *arXiv preprint arXiv:1703.01081* (2017).
 - ¹⁵¹ M. Ziatdinov, A. Banerjee, A. Maksov, T. Berlijn, W. Zhou, H. B. Cao, J.-Q. Yan, C. A. Bridges, D. G. Mandrus, S. E. Nagler, A. P. Baddorf, and S. V. Kalinin, “Atomic-scale observation of structural and electronic orders in the layered compound α - RuCl_3 ,” *Nature Comm.* **7**, 13774 (2016).
 - ¹⁵² D. Weber, L. M. Schoop, V. Duppel, J. M. Lippmann, J. Nuss, and B. V. Lotsch, “Magnetic properties of restacked 2D spin-1/2 honeycomb RuCl_3 nanosheets,” *Nano Lett.* **16**, 3578–3584 (2016).
 - ¹⁵³ P. Lampen-Kelley, A. Banerjee, A. A. Aczel, H. B. Cao, J.-Q. Yan, S. E. Nagler, and D. Mandrus, “Destabilization of magnetic order in a dilute Kitaev spin liquid candidate,” *arXiv preprint arXiv:1612.07202* (2016).
 - ¹⁵⁴ S. Agrestini, C.-Y. Kuo, K.-T. Ko, Z. Hu, D. Kasinathan, H. B. Vasil, J. Herrero-Martin, S. M. Valvidares, E. Pellegrin, L.-Y. Jang, A. Henschel, M. Schmidt, A. Tanaka, and L. H. Tjeng, “Electronically highly cubic conditions for Ru in α - RuCl_3 ,” *arXiv preprint arXiv:1704.05100* (2017).
 - ¹⁵⁵ F. M. F. De Groot, Z. W. Hu, M. F. Lopez, G. Kaindl, F. Guillot, and M. Tronc, “Differences between L_3 and L_2 x-ray absorption spectra of transition metal compounds,” *J. Chem. Phys.* **101**, 6570–6576 (1994).

- ¹⁵⁶ Charles Epstein and Norman Elliott, “Magnetic susceptibilities of K_3MoCl_6 and $RuCl_3$,” J. Chem. Phys. **22**, 634–635 (1954).
- ¹⁵⁷ M. Majumder, M. Schmidt, H. Rosner, A. A. Tsirlin, H. Yasuoka, and M. Baenitz, “Anisotropic $Ru^{3+} d^5$ magnetism in the α - $RuCl_3$ honeycomb system: Susceptibility, specific heat, and zero-field NMR,” Phys. Rev. B **91**, 180401 (2015).
- ¹⁵⁸ J. A. Sears, M. Songvilay, K. W. Plumb, J. P. Clancy, Y. Qiu, Y. Zhao, D. Parshall, and Y.-J. Kim, “Magnetic order in α - $RuCl_3$: A honeycomb-lattice quantum magnet with strong spin-orbit coupling,” Phys. Rev. B **91**, 144420 (2015).
- ¹⁵⁹ M. Kotani, “On the magnetic moment of complex ions.(i),” J. Phys. Soc. Jpn. **4**, 293–297 (1949).
- ¹⁶⁰ B No Figgis and J Lewis, “The magnetic properties of transition metal complexes,” Prog. Inorg. Chem. **6**, 37–239 (1964).
- ¹⁶¹ A. Banerjee, C. A. Bridges, J.-Q. Yan, A. A. Aczel, L. Li, M. B. Stone, G. E. Granroth, M. D. Lumsden, Y. Yiu, J. Knolle, S. Bhattacharjee, D. L. Kovrizhin, R. Moessner, D. A. Tennant, D. G. Mandrus, and S. E. Nagler, “Proximate Kitaev quantum spin liquid behaviour in a honeycomb magnet,” Nature Mater. **15**, 733–740 (2016).
- ¹⁶² F. Lang, P. J. Baker, A. A. Haghighirad, Y. Li, D. Prabhakaran, R. Valentí, and S. J. Blundell, “Unconventional magnetism on a honeycomb lattice in α - $RuCl_3$ studied by muon spin rotation,” Phys. Rev. B **94**, 020407 (2016).
- ¹⁶³ J. D. Reger, J. A. Riera, and A. P. Young, “Monte Carlo simulations of the spin-1/2 Heisenberg antiferromagnet in two dimensions,” J. Phys.: Condens. Matter **1**, 1855 (1989).
- ¹⁶⁴ L. J. Sandilands, Y. Tian, K. W. Plumb, Y.-J. Kim, and K. S. Burch, “Scattering continuum and possible fractionalized excitations in α - $RuCl_3$,” Phys. Rev. Lett. **114**, 147201 (2015).
- ¹⁶⁵ P. A. Fleury, “Paramagnetic spin waves and correlation functions in NiF_2 ,” Phys. Rev. **180**, 591–593 (1969).
- ¹⁶⁶ K.-Y. Choi, P. Lemmens, V. P. Gnezdilov, B. C. Sales, and M. D. Lumsden, “Coupling of spin and lattice modes in the $s = 1/2$ two-dimensional antiferromagnet $K_2V_3O_8$ with magneto-dielectric couplings,” Phys. Rev. B **85**, 144434 (2012).
- ¹⁶⁷ M.E. Valentine, S. Koohpayeh, M. Mourigal, T. M. McQueen, C. Broholm, N. Drichko, S.E. Dutton, R.J. Cava, T. Birol, H. Das, and C.J. Fennie, “Raman study of magnetic excitations and magnetoelastic coupling in α - $SrCr_2O_4$,” Phys. Rev. B **91**, 144411 (2015).
- ¹⁶⁸ R.J. Elliott and M.F. Thorpe, “The effects of magnon-magnon interaction on the two-magnon spectra of antiferromagnets,” J. Phys. C: Solid State Phys. **2**, 1630 (1969).
- ¹⁶⁹ M. G. Cottam and D. J. Lockwood, *Light scattering in magnetic solids* (Wiley-Interscience, 1986).
- ¹⁷⁰ J. Nasu, J. Knolle, D. L. Kovrizhin, Y. Motome, and R. Moessner, “Fermionic response from fractionalization in an insulating two-dimensional magnet,” Nature Phys. **12**, 912–915 (2016).
- ¹⁷¹ D. Wulferding, K.-Y. Choi, P. Lemmens, A. N. Ponomaryov, J. van Tol, A. T. M. Nazmul Islam, S. Toth, and B. Lake, “Softened magnetic excitations in the $s = \frac{3}{2}$ distorted triangular antiferromagnet α - $CaCr_2O_4$,” J. Phys.: Condens. Matter **24**, 435604 (2012).
- ¹⁷² Y. Nakamura, N. Yoneyama, T. Sasaki, T. Tohyama, A. Nakamura, and H. Kishida, “Magnetic Raman scattering study of spin frustrated systems, κ -(BEDT-TTF) $_2X$,” J. Phys. Soc. Jpn. **83**, 074708 (2014).
- ¹⁷³ K. Ran, J. Wang, W. Wang, Z.-Y. Dong, X. Ren, S. Bao, S. Li, Z. Ma, Y. Gan, Y. Zhang, J. T. Park, G. Deng, S. Danilkin, S.-L. Yu, J.-X. Li, and J. Wen, “Spin-wave excitations evidencing the Kitaev interaction in single crystalline α - $RuCl_3$,” Phys. Rev. Lett. **118**, 107203 (2017).
- ¹⁷⁴ A. Little, L. Wu, P. Lampen-Kelley, A. Banerjee, S. Pantankar, D. Rees, C.A. Bridges, J.-Q. Yan, D. Mandrus, S. E. Nagler, and J. Orenstein, “Antiferromagnetic resonance and terahertz conductivity in α - $RuCl_3$,” arXiv preprint arXiv:1704.07357 (2017).
- ¹⁷⁵ Y. S. Hou, H. J. Xiang, and X. G. Gong, “Unveiling magnetic interactions of ruthenium trichloride via constraining direction of orbital moments: Potential routes to realizing quantum spin liquid,” arXiv preprint arXiv:1612.00761 (2016).
- ¹⁷⁶ S. M. Winter, K. Riedl, A. Honecker, and R. Valentí, “Breakdown of magnons in a strongly spin-orbital coupled magnet,” arXiv preprint arXiv:1702.08466 (2017).
- ¹⁷⁷ J. A. Sears, Y. Zhao, Z. Xu, J. W. Lynn, and Y.-J. Kim, “Phase diagram of α - $RuCl_3$ in an in-plane magnetic field,” Phys. Rev. B **95**, 180411 (2017).
- ¹⁷⁸ S.-H. Baek, S.-H. Do, K.-Y. Choi, Y. S. Kwon, A. U. B. Wolter, S. Nishimoto, J. van den Brink, and B. Büchner, “Observation of a field-induced quantum spin liquid in α - $RuCl_3$,” arXiv preprint arXiv:1702.01671 (2017).
- ¹⁷⁹ J. Zheng, K. Ran, T. Li, J. Wang, P. Wang, B. Liu, Z. Liu, B. Normand, J. Wen, and W. Yu, “Gapless spin excitations in the field-induced quantum spin liquid phase of α - $RuCl_3$,” arXiv preprint arXiv:1703.08474 (2017).
- ¹⁸⁰ A.U.B. Wolter, L.T. Corredor, L. Janssen, K. Nenkov, S. Schönecker, S.-H. Do, K.-Y. Choi, R. Albrecht, J. Hunger, T. Doert, M. Vojta, and B. Büchner, “Field-induced quantum criticality in the Kitaev system α - $RuCl_3$,” arXiv preprint arXiv:1704.03475 (2017).
- ¹⁸¹ R. Hentrich, A. U. B. Wolter, X. Zotos, W. Brenig, D. Nowak, A. Isaeva, T. Doert, A. Banerjee, P. Lampen-Kelley, D. G. Mandrus, S. E. Nagler, J. Sears, Y.-J. Kim, B. Büchner, and Ch. Hess, “Large field-induced gap of Kitaev-Heisenberg paramagnons in α - $RuCl_3$,” arXiv preprint arXiv:1703.08623 (2017).
- ¹⁸² I.A. Leahy, C.A. Pocs, P.E. Siegfried, D. Graf, S.-H. Do, K.-Y. Choi, B. Normand, and M. Lee, “Anomalous thermal conductivity and magnetic torque response in the honeycomb magnet α - $RuCl_3$,” Phys. Rev. Lett. **118**, 187203 (2017).
- ¹⁸³ K. A. Modic, T. E. Smidt, I. Kimchi, N. P. Breznay, A. Biffin, S. Choi, R. D. Johnson, R. Coldea, P. Watkins-Curry, G. T. McCandless, J. Y. Chan, F. Gandara, Z. Islam, A. Vishwanath, A. Shekhter, R. D. McDonald, and J. G. Analytis, “Realization of a three-dimensional spin-anisotropic harmonic honeycomb iridate,” Nature Comm. **5**, 4203 (2014).
- ¹⁸⁴ J. Hauck, “Short-range order and superstructures of ternary oxides AMo_2 , A_2Mo_3 and A_5Mo_6 of monovalent A and multivalent M metals related to the NaCl structure,” Acta Cryst. **36**, 228–237 (1980).
- ¹⁸⁵ A. Biffin, R. D. Johnson, S. Choi, F. Freund, S. Manni, A. Bombardi, P. Manuel, P. Gegenwart, and R. Coldea, “Unconventional magnetic order on the hyperhoneycomb Kitaev lattice in β - Li_2IrO_3 : Full solution via magnetic resonant x-ray diffraction,” Phys. Rev. B **90**, 205116 (2014).

- (2014).
- ¹⁸⁶ T. Takayama, A. Kato, R. Dinnebier, J. Nuss, H. Kono, L. S. I. Veiga, G. Fabbri, D. Haskel, and H. Takagi, “Hyperhoneycomb iridate β -Li₂IrO₃ as a platform for Kitaev magnetism,” *Phys. Rev. Lett.* **114**, 077202 (2015).
 - ¹⁸⁷ A. Ruiz, A. Frano, N. P. Breznay, I. Kimchi, T. Helm, I. Oswald, J. Y. Chan, R. J. Birgeneau, Z. Islam, and J. G. Analytis, “Field-induced intertwined orders in 3D Mott-Kitaev honeycomb β -Li₂IrO₃,” *arXiv preprint arXiv:1703.02531* (2017).
 - ¹⁸⁸ Note that in chemistry literature γ -phase typically refers to the disordered rocksalt polymorph of A₂MO₃ compounds.
 - ¹⁸⁹ H.-S. Kim, E. Kin-Ho Lee, and Y. B. Kim, “Predominance of the Kitaev interaction in a three-dimensional honeycomb iridate: From ab initio to spin model,” *Europhys. Lett.* **112**, 67004 (2015).
 - ¹⁹⁰ J. P. Hinton, S. Patankar, E. Thewalt, A. Ruiz, G. Lopez, N. Breznay, A. Vishwanath, J. Analytis, J. Orenstein, J. D. Koralek, and I. Kimchi, “Photoexcited states of the harmonic honeycomb iridate γ -Li₂IrO₃,” *Phys. Rev. B* **92**, 115154 (2015).
 - ¹⁹¹ A. Biffin, R. D. Johnson, I. Kimchi, R. Morris, A. Bombardi, J. G. Analytis, A. Vishwanath, and R. Coldea, “Noncoplanar and counterrotating incommensurate magnetic order stabilized by Kitaev interactions in γ -Li₂IrO₃,” *Phys. Rev. Lett.* **113**, 197201 (2014).
 - ¹⁹² K. A. Modic, B. J. Ramshaw, N. P. Breznay, J. G. Analytis, R. D. McDonald, and A. Shekhter, “Robust spin correlations at high magnetic fields in the honeycomb iridates,” *arXiv preprint arXiv:1612.09410* (2016).
 - ¹⁹³ Note that the γ -phase features two nonequivalent Ir sites in the *Cccm* structure, as opposed to a single Ir site in the *Fddd* structure of the β -phase.
 - ¹⁹⁴ N. P. Breznay, A. Ruiz, A. Frano, W. Bi, R. J. Birgeneau, D. Haskel, and J. G. Analytis, “Resonant x-ray scattering reveals possible disappearance of magnetic order under hydrostatic pressure in the Kitaev candidate γ -Li₂IrO₃,” *arXiv preprint arXiv:1703.00499* (2017).
 - ¹⁹⁵ S. Mandal and N. Surendran, “Exactly solvable Kitaev model in three dimensions,” *Phys. Rev. B* **79**, 024426 (2009).
 - ¹⁹⁶ G. Chen and L. Balents, “Spin-orbit effects in Na₄Ir₃O₈: A hyper-kagome lattice antiferromagnet,” *Phys. Rev. B* **78**, 094403 (2008).
 - ¹⁹⁷ Y. Okamoto, M. Nohara, H. Aruga-Katori, and H. Takagi, “Spin-liquid state in the $S = 1/2$ hyperkagome antiferromagnet Na₄Ir₃O₈,” *Phys. Rev. Lett.* **99**, 137207 (2007).
 - ¹⁹⁸ J. M. Hopkinson, S. V. Isakov, H.-Y. Kee, and Y. B. Kim, “Classical antiferromagnet on a hyperkagome lattice,” *Phys. Rev. Lett.* **99**, 037201 (2007).
 - ¹⁹⁹ M. J. Lawler, H.-Y. Kee, Y. B. Kim, and A. Vishwanath, “Topological spin liquid on the hyperkagome lattice of Na₄Ir₃O₈,” *Phys. Rev. Lett.* **100**, 227201 (2008).
 - ²⁰⁰ M. J. Lawler, A. Paramekanti, Y. B. Kim, and L. Balents, “Gapless spin liquids on the three-dimensional hyperkagome lattice of Na₄Ir₃O₈,” *Phys. Rev. Lett.* **101**, 197202 (2008).
 - ²⁰¹ Y. Zhou, P. A. Lee, T.-K. Ng, and F.-C. Zhang, “Na₄Ir₃O₈ as a 3D spin liquid with fermionic spinons,” *Phys. Rev. Lett.* **101**, 197201 (2008).
 - ²⁰² E. J. Bergholtz, A. M. Läuchli, and R. Moessner, “Symmetry breaking on the three-dimensional hyperkagome lattice of Na₄Ir₃O₈,” *Phys. Rev. Lett.* **105**, 237202 (2010).
 - ²⁰³ D. Podolsky and Y. B. Kim, “Spin-orbit coupling in the metallic and spin-liquid phases of Na₄Ir₃O₈,” *Phys. Rev. B* **83**, 054401 (2011).
 - ²⁰⁴ G. Chen and Y. B. Kim, “Anomalous enhancement of the Wilson ratio in a quantum spin liquid: The case of Na₄Ir₃O₈,” *Phys. Rev. B* **87**, 165120 (2013).
 - ²⁰⁵ M. R. Norman and T. Micklitz, “Electronic structure of hyper-kagome Na₄Ir₃O₈,” *Phys. Rev. B* **81**, 024428 (2010).
 - ²⁰⁶ T. Micklitz and M. R. Norman, “Spin Hamiltonian of hyper-kagome Na₄Ir₃O₈,” *Phys. Rev. B* **81**, 174417 (2010).
 - ²⁰⁷ T. Takayama, A. Yaresko, A. Matsumoto, J. Nuss, K. Ishii, M. Yoshida, J. Mizuki, and H. Takagi, “Spin-orbit coupling induced semi-metallic state in the 1/3 hole-doped hyper-kagome Na₃Ir₃O₈,” *Sci. Reports* **4**, 6818 (2014).
 - ²⁰⁸ V. M. Katukuri, “Quantum chemical approach to spin-orbit excitations and magnetic interactions in iridium oxides,” (2014), PhD Thesis, Technische Universität Dresden.
 - ²⁰⁹ Y. Singh, Y. Tokiwa, J. Dong, and P. Gegenwart, “Spin liquid close to a quantum critical point in Na₄Ir₃O₈,” *Phys. Rev. B* **88**, 220413(R) (2013).
 - ²¹⁰ S. N. Gupta, P. V. Sriluckshmy, A. Balodhi, D. V. S. Muthu, S. R. Hassan, Y. Singh, T. V. Ramakrishnan, and A. K. Sood, “Spin liquid like Raman signatures in the hyperkagome iridate Na₄Ir₃O₈,” *Phys. Rev. B* **94**, 155153 (2016).
 - ²¹¹ F. Forte, J. van den Brink, and M. Cuoco, “Evolution of spinon fermi surface and magnetic response of hyperkagome spin liquids,” *Phys. Rev. B* **88**, 144422 (2013).
 - ²¹² R. Dally, T. Hogan, A. Amato, H. Luetkens, C. Baines, J. Rodriguez-Rivera, M. J. Graf, and S. D. Wilson, “Short-range correlations in the magnetic ground state of Na₄Ir₃O₈,” *Phys. Rev. Lett.* **113**, 247601 (2014).
 - ²¹³ A. C. Shockley, F. Bert, J.-C. Orain, Y. Okamoto, and P. Mendels, “Frozen state and spin liquid physics in Na₄Ir₃O₈: An NMR study,” *Phys. Rev. Lett.* **115**, 047201 (2015).
 - ²¹⁴ T. Mizoguchi, K. Hwang, E. K.-H. Lee, and Y. B. Kim, “Generic model for the hyperkagome iridate Na₄Ir₃O₈ in the local-moment regime,” *Phys. Rev. B* **94**, 064416 (2016).
 - ²¹⁵ R. Shindou, “Nature of the possible magnetic phases in a frustrated hyperkagome iridate,” *Phys. Rev. B* **93**, 094419 (2016).
 - ²¹⁶ D. Pröpper, A. N. Yaresko, T. I. Larkin, T. N. Stanislavchuk, A. A. Sirenko, T. Takayama, A. Matsumoto, H. Takagi, B. Keimer, and A. V. Boris, “Fano resonances in the infrared spectra of phonons in hyperkagome Na₃Ir₃O₈,” *Phys. Rev. Lett.* **112**, 087401 (2014).
 - ²¹⁷ B. Fauqué, X. Xu, A. F. Bangura, E. C. Hunter, A. Yamamoto, K. Behnia, A. Carrington, H. Takagi, N. E. Hussey, and R. S. Perry, “Thermal conductivity across the metal-insulator transition in the single-crystalline hyperkagome antiferromagnet Na_{3+x}Ir₃O₈,” *Phys. Rev. B* **91**, 075129 (2015).
 - ²¹⁸ S. Yoon, S.-H. Baek, A. Balodhi, W.-J. Lee, K.-Y. Choi, I. Watanabe, J. S. Lord, B. Büchner, B. J. Suh, and Y. Singh, “Spin dynamics in Na_{4-x}Ir₃O₈ ($x = 0.3$ and 0.7) investigated by ²³Na NMR and μ SR,” *J. Phys.: Condens. Matter* **27**, 485603 (2015).

- ²¹⁹ A. Balodhi, A. Thamizhavel, and Y. Singh, “Evolution of magnetic, transport, and thermal properties in $\text{Na}_{4-x}\text{Ir}_3\text{O}_8$,” *Phys. Rev. B* **91**, 224409 (2015).
- ²²⁰ K. Ohgushi, J. Yamaura, H. Ohsumi, K. Sugimoto, S. Takeshita, A. Tokuda, H. Takagi, M. Takata, and T. Arima, “Resonant x-ray diffraction study of the strongly spin-orbit-coupled Mott insulator CaIrO_3 ,” *Phys. Rev. Lett.* **110**, 217212 (2013).
- ²²¹ K. Ohgushi, H. Gotou, T. Yagi, Y. Kiuchi, F. Sakai, and Y. Ueda, “Metal-insulator transition in $\text{Ca}_{1-x}\text{Na}_x\text{IrO}_3$ with post-perovskite structure,” *Phys. Rev. B* **74**, 241104 (2006).
- ²²² N. A. Bogdanov, V. M. Katukuri, H. Stoll, J. van den Brink, and L. Hozoi, “Post-perovskite CaIrO_3 : A $j = \frac{1}{2}$ quasi-one-dimensional antiferromagnet,” *Phys. Rev. B* **85**, 235147 (2012).
- ²²³ S.-W. Kim, C. Liu, H.-J. Kim, J.-H. Lee, Y. Yao, K.-M. Ho, and J.-H. Cho, “Nature of the insulating ground state of the $5d$ postperovskite CaIrO_3 ,” *Phys. Rev. Lett.* **115**, 096401 (2015).
- ²²⁴ M. M. Sala, K. Ohgushi, A. Al-Zein, Y. Hirata, G. Monaco, and M. Krisch, “ CaIrO_3 : A spin-orbit Mott insulator beyond the $j_{\text{eff}} = \frac{1}{2}$ ground state,” *Phys. Rev. Lett.* **112**, 176402 (2014).
- ²²⁵ E. M. Ramos, I. Alvarez, M. L. Veiga, and C. Pico, “Structural characterization and semiconducting properties of new iridium(IV) perovskites,” *Mater. Res. Bull.* **29**, 881–888 (1994).
- ²²⁶ R. C. Currie, J. F. Vente, E. Frikkee, and D. J. W. IJdo, “The structure and magnetic properties of La_2MIrO_6 with $\text{M} = \text{Mg, Co, Ni, and Zn}$,” *J. Solid State Chem.* **116**, 199–204 (1995).
- ²²⁷ P. D. Battle and J. G. Gore, “Crystal structures and magnetic properties of $\text{La}_2\text{Zn}_x\text{Mg}_{1-x}\text{IrO}_6$,” *J. Mater. Chem.* **6**, 1375–1378 (1996).
- ²²⁸ A. V. Powell, J. G. Gore, and P. D. Battle, “The magnetic properties of iridium in mixed-metal oxides,” *J. Alloys Comp.* **201**, 73–84 (1993).
- ²²⁹ A. M. Cook, S. Matern, C. Hickey, A. A. Aczel, and A. Paramakanti, “Spin-orbit coupled $j_{\text{eff}} = 1/2$ iridium moments on the geometrically frustrated fcc lattice,” *Phys. Rev. B* **92**, 020417(R) (2015).
- ²³⁰ G. Cao, A. Subedi, S. Calder, J.-Q. Yan, J. Yi, Z. Gai, L. Poudel, D. J. Singh, M. D. Lumsden, A. D. Christianson, B. C. Sales, and D. Mandrus, “Magnetism and electronic structure of $\text{La}_2\text{ZnIrO}_6$ and $\text{La}_2\text{MgIrO}_6$: Candidate $J_{\text{eff}} = \frac{1}{2}$ Mott insulators,” *Phys. Rev. B* **87**, 155136 (2013).
- ²³¹ W. K. Zhu, C.-K. Lu, W. Tong, J. M. Wang, H. D. Zhou, and S. X. Zhang, “Strong ferromagnetism induced by canted antiferromagnetic order in double perovskite iridates $(\text{La}_{1-x}\text{Sr}_x)_2\text{ZnIrO}_6$,” *Phys. Rev. B* **91**, 144408 (2015).
- ²³² A. A. Aczel, A. M. Cook, T. J. Williams, S. Calder, A. D. Christianson, G.-X. Cao, D. Mandrus, Y.-B. Kim, and A. Paramakanti, “Highly anisotropic exchange interactions of $j_{\text{eff}} = \frac{1}{2}$ iridium moments on the fcc lattice in La_2BIrO_6 ($\text{B} = \text{Mg, Zn}$),” *Phys. Rev. B* **93**, 214426 (2016).
- ²³³ D. Harada, M. Wakeshima, and Y. Hinatsu, “The structure and magnetic properties of new iridium (IV) perovskites $\text{Sr}_2\text{LnIrO}_6$ ($\text{Ln}=\text{Ce, Tb}$),” *J. Solid State Chem.* **145**, 356–360 (1999).
- ²³⁴ D. Harada, M. Wakeshima, Y. Hinatsu, K. Ohoyama, and Y. Yamaguchi, “Magnetic and neutron diffraction study on iridium(IV) perovskites $\text{Sr}_2\text{LnIrO}_6$ ($\text{Ln} = \text{Ce, Tb}$),” *J. Phys.: Condens. Matter* **12**, 3229–3239 (2000).
- ²³⁵ S. Kanungo, K. Mogare, B. Yan, M. Reehuis, A. Hoser, C. Felser, and M. Jansen, “Weak orbital ordering of $\text{Ir } t_{2g}$ states in the double perovskite $\text{Sr}_2\text{CeIrO}_6$,” *Phys. Rev. B* **93**, 245148 (2016).
- ²³⁶ A. Kolchinskaya, P. Komissinskiy, M. Baghaie Yazdi, M. Vafaei, D. Mikhailova, N. Narayanan, H. Ehrenberg, F. Wilhelm, A. Rogalev, and L. Alff, “Magnetism and spin-orbit coupling in Ir-based double perovskites $\text{La}_{2-x}\text{Sr}_x\text{CoIrO}_6$,” *Phys. Rev. B* **85**, 224422 (2012).
- ²³⁷ N. Narayanan, D. Mikhailova, A. Senyshyn, D. M. Trots, R. Laskowski, P. Blaha, K. Schwarz, H. Fuess, and H. Ehrenberg, “Temperature and composition dependence of crystal structures and magnetic and electronic properties of the double perovskites $\text{La}_{2-x}\text{Sr}_x\text{CoIrO}_6$ ($0 \leq x \leq 2$),” *Phys. Rev. B* **82**, 024403 (2010).
- ²³⁸ K. Manna, R. Sarkar, S. Fuchs, Y. A. Onykiienko, A. K. Bera, G. Aslan Cansever, S. Kamusella, A. Maljuk, C. G. F. Blum, L. T. Corredor, A. U. B. Wolter, S. M. Yusuf, M. Frontzek, L. Keller, M. Iakovleva, E. Vavilova, H.-J. Grafe, V. Kataev, H.-H. Klauss, D. S. Inosov, S. Wurmehl, and B. Büchner, “Noncollinear antiferromagnetism of coupled spins and pseudospins in the double perovskite $\text{La}_2\text{CuIrO}_6$,” *Phys. Rev. B* **94**, 144437 (2016).
- ²³⁹ K. Rössler and J. Winter, “Influence of d -electron configuration on phase transitions in A_2MX_6 (hexahalometalates IV),” *Chem. Phys. Lett.* **46**, 566–570 (1977).
- ²⁴⁰ A. H. Cooke, R. Lazenby, F. R. McKim, J. Owen, and W. P. Wolf, “Exchange interactions in antiferromagnetic salts of iridium. II. Magnetic susceptibility measurements,” *Proc. Royal Soc. A* **250**, 97–109 (1959).
- ²⁴¹ J. H. E. Griffiths, J. Owen, J. G. Park, and M. F. Partridge, “Exchange interactions in antiferromagnetic salts of iridium. I. Paramagnetic resonance experiments,” *Proc. Royal Soc. A* **250**, 84–96 (1959).
- ²⁴² M. T. Hutchings and C. G. Windsor, “The magnetic structure of K_2IrCl_6 ,” *Proc. Phys. Soc.* **91**, 928–932 (1967).
- ²⁴³ A. J. Lindop, “NQR of ^{35}Cl in paramagnetic and antiferromagnetic K_2IrCl_6 ,” *J. Phys. C* **3**, 1984–1995 (1970).
- ²⁴⁴ D. Moses, M. Sutton, R. L. Armstrong, and P. P. M. Meincke, “Specific heat measurements at low temperatures in K_2MCl_6 antiferromagnetic crystals,” *J. Low Temp. Phys.* **36**, 587–597 (1979).
- ²⁴⁵ R. C. Byrne and C. W. Moeller, “Magnetic interactions of ruthenium, rhodium, and iridium in the hexagonal barium titanate structure,” *J. Solid State Chem.* **2**, 228–235 (1970).
- ²⁴⁶ T. Dey, A. V. Mahajan, P. Khuntia, M. Baenitz, B. Koteswararao, and F. C. Chou, “Spin-liquid behavior in $J_{\text{eff}} = \frac{1}{2}$ triangular lattice compound $\text{Ba}_3\text{IrTi}_2\text{O}_9$,” *Phys. Rev. B* **86**, 140405(R) (2012).
- ²⁴⁷ A. Catuneanu, J. G. Rau, H.-S. Kim, and H.-Y. Kee, “Magnetic orders proximal to the Kitaev limit in frustrated triangular systems: Application to $\text{Ba}_3\text{IrTi}_2\text{O}_9$,” *Phys. Rev. B* **92**, 165108 (2015).
- ²⁴⁸ R. Kumar, D. Sheptyakov, P. Khuntia, K. Rolfs, P. G. Freeman, H. M. Rønnow, T. Dey, M. Baenitz, and A. V. Mahajan, “ $\text{Ba}_3\text{M}_x\text{Ti}_{3-x}\text{O}_9$ ($\text{M} = \text{Ir, Rh}$): A family of $5d/4d$ -based diluted quantum spin liquids,” *Phys. Rev. B* **94**, 174410 (2016).

- 249 Y. Doi and Y. Hinatsu, “The structural and magnetic characterization of 6H-perovskite-type oxides $\text{Ba}_3\text{LnIr}_2\text{O}_9$ ($\text{Ln} = \text{Y}$, lanthanides),” *J. Phys.: Condens. Matter* **16**, 2849–2860 (2004).
- 250 T. Sakamoto, Y. Doi, and Y. Hinatsu, “Crystal structures and magnetic properties of 6H-perovskite-type oxides $\text{Ba}_3\text{M}\text{Ir}_2\text{O}_9$ ($\text{M} = \text{Mg}, \text{Ca}, \text{Sc}, \text{Ti}, \text{Zn}, \text{Sr}, \text{Zr}, \text{Cd}$ and In),” *J. Solid State Chem.* **179**, 2595–2601 (2006).
- 251 A. Nag, S. Middey, S. Bhowal, S. K. Panda, R. Mathieu, J. C. Orain, F. Bert, P. Mendels, P. G. Freeman, M. Mansson, H. M. Ronnow, M. Telling, P. K. Biswas, D. Sheptyakov, S. D. Kaushik, V. Siruguri, C. Meneghini, D. D. Sarma, I. Dasgupta, and S. Ray, “Origin of the spin-orbital liquid state in a nearly $J = 0$ iridate $\text{Ba}_3\text{ZnIr}_2\text{O}_9$,” *Phys. Rev. Lett.* **119**, 097205 (2016).
- 252 T. Dey, M. Majumder, J. C. Orain, A. Senyshyn, M. Prinz-Zwick, F. Bert, P. Khuntia, N. Büttgen, A. A. Tsirlin, and P. Gegenwart, “Gapless quantum spin liquid ground state in mixed-valence iridate $\text{Ba}_3\text{InIr}_2\text{O}_9$,” *arXiv preprint arXiv:1702.08305* (2017).
- 253 S. K. Panda, S. Bhowal, Y. Li, S. Ganguly, R. Valentí, L. Nordström, and I. Dasgupta, “Electronic structure and spin-orbit driven magnetism in $d^{4.5}$ insulator $\text{Ba}_3\text{YIr}_2\text{O}_9$,” *Phys. Rev. B* **92**, 180403(R) (2015).
- 254 T. Dey, A. V. Mahajan, R. Kumar, B. Koteswararao, F. C. Chou, A. A. Omrani, and H. M. Ronnow, “Possible spin-orbit driven spin-liquid ground state in the double perovskite phase of $\text{Ba}_3\text{YIr}_2\text{O}_9$,” *Phys. Rev. B* **88**, 134425 (2013).
- 255 T. Dey, R. Kumar, A. V. Mahajan, S. D. Kaushik, and V. Siruguri, “Unconventional magnetism in the spin-orbit-driven mott insulators $\text{Ba}_3\text{M}\text{Ir}_2\text{O}_9$ ($\text{M} = \text{Sc}, \text{Y}$),” *Phys. Rev. B* **89**, 205101 (2014).
- 256 S. V. Streltsov and D. I. Khomskii, “Covalent bonds against magnetism in transition metal compounds,” *Proc. Nat. Acad. Sci.* **113**, 10491–10496 (2016).
- 257 Y. Shimoda, Y. Doi, M. Wakeshima, and Y. Hinatsu, “Synthesis and magnetic properties of 12L-perovskites $\text{Ba}_4\text{LnIr}_3\text{O}_{12}$ ($\text{Ln} = \text{lanthanides}$),” *J. Solid State Chem.* **182**, 2873–2879 (2009).
- 258 Y. Shimoda, Y. Doi, M. Wakeshima, and Y. Hinatsu, “Magnetic and electrical properties of quadruple perovskites with 12 layer structures $\text{Ba}_4\text{LnM}_3\text{O}_{12}$ ($\text{Ln} = \text{rare earths}$; $\text{M} = \text{Ru}, \text{Ir}$): The role of metaetal bonding in perovskite-related oxides,” *J. Solid State Chem.* **183**, 1962–1969 (2010).
- 259 M. S. Senn, S. A. J. Kimber, A. M. Arevalo Lopez, A. H. Hill, and J. P. Attfield, “Spin orders and lattice distortions of geometrically frustrated 6H-perovskites $\text{Ba}_3\text{B}'\text{Ru}_2\text{O}_9$ ($\text{B}' = \text{La}^{3+}, \text{Nd}^{3+}$, and Y^{3+}),” *Phys. Rev. B* **87**, 134402 (2013).
- 260 D. Ziat, A. A. Aczel, R. Sinclair, Q. Chen, H. D. Zhou, T. J. Williams, M. B. Stone, A. Verrier, and J. A. Quilliam, “Frustrated spin- $\frac{1}{2}$ molecular magnetism in the mixed-valence antiferromagnets $\text{Ba}_3\text{M}\text{Ru}_2\text{O}_9$ ($\text{M} = \text{In}, \text{Y}, \text{Lu}$),” *Phys. Rev. B* **95**, 184424 (2017).
- 261 H.-C. zur Loye, S.-J. Kim, R. Macquart, M. D. Smith, Y. Lee, and T. Vogt, “Low temperature structural phase transition of $\text{Ba}_3\text{NaIr}_2\text{O}_9$,” *Solid State Sci.* **11**, 608–613 (2009).
- 262 C. D. Ling, B. J. Kennedy, Q. Zhou, J. R. Spencer, and M. Avdeev, “Synthesis, structures, and phase transitions of barium bismuth iridium oxide perovskites $\text{Ba}_2\text{BiIrO}_6$ and $\text{Ba}_3\text{BiIr}_2\text{O}_9$,” *J. Solid State Chem.* **183**, 727–735 (2010).
- 263 W. Müller, M. Avdeev, Q. Zhou, B. J. Kennedy, N. Sharma, R. Kutteh, G. J. Kearley, S. Schmid, K. S. Knight, P. E. R. Blanchard, and C. D. Ling, “Giant magnetoelastic effect at the opening of a spin-gap in $\text{Ba}_3\text{BiIr}_2\text{O}_9$,” *J. Amer. Chem. Soc.* **134**, 3265–3270 (2012).
- 264 S. A. J. Kimber, M. S. Senn, S. Fratini, H. Wu, A. H. Hill, P. Manuel, J. P. Attfield, D. N. Argyriou, and P. F. Henry, “Charge order at the frontier between the molecular and solid states in $\text{Ba}_3\text{NaRu}_2\text{O}_9$,” *Phys. Rev. Lett.* **108**, 217205 (2012).
- 265 J. Terzic, J. C. Wang, F. Ye, W. H. Song, S. J. Yuan, S. Aswartham, L. E. DeLong, S. V. Streltsov, D. I. Khomskii, and G. Cao, “Coexisting charge and magnetic orders in the dimer-chain iridate $\text{Ba}_5\text{AlIr}_2\text{O}_{11}$,” *Phys. Rev. B* **91**, 235147 (2015).
- 266 B.-B. Zhang, S.-T. Dong, Y. B. Chen, L.-Y. Zhang, J. Zhou, S. H. Yao, Z.-B. Gu, S.-T. Zhang, and Y.-F. Chen, “High temperature solution growth, chemical depotassiation and growth mechanism of K_xRhO_2 crystals,” *CrystEngComm* **15**, 5050–5056 (2013).
- 267 D. Mikhailova, O. M. Karakulina, D. Batuk, J. Hadermann, A. M. Abakumov, M. Herklotz, A. A. Tsirlin, S. Oswald, L. Giebeler, M. Schmidt, J. Eckert, M. Knapp, and H. Ehrenberg, “Layered-to-tunnel structure transformation and oxygen redox chemistry in LiRhO_2 upon Li extraction and insertion,” *Inorg. Chem.* **55**, 7079–7089 (2016).
- 268 M. G. Yamada, H. Fujita, and M. Oshikawa, “Designing Kitaev spin liquids in metal-organic frameworks,” *arXiv preprint arXiv:1605.04471* (2016).