

Laboratory spectra of hot molecules: data needs for hot super-Earth exoplanets

Jonathan Tennyson and Sergei. N. Yurchenko

Department of Physics and Astronomy, University College London, London, WC1E 6BT, UK

Abstract

The majority of stars are now thought to support exoplanets. Many of those exoplanets discovered thus far are categorized as rocky objects with an atmosphere. Most of these objects are however hot due to their short orbital period. Models suggest that water is the dominant species in their atmospheres. The hot temperatures are expected to turn these atmospheres into a (high pressure) steam bath containing remains of melted rock. The spectroscopy of these hot rocky objects will be very different from that of cooler objects or hot gas giants. Molecules suggested to be important for the spectroscopy of these objects are reviewed together with the current status of the corresponding spectroscopic data. Perspectives of building a comprehensive database of linelist/cross sections applicable for atmospheric models of rocky super-Earths as part of the ExoMol project are discussed. The quantum-mechanical approaches used in linelist productions and their challenges are summarized.

Keywords:

Super-Earth, Lava-planets, Absorption Intensities, FTIR spectroscopy, Line lists, Transit spectroscopy, Exoplanets

1. Introduction

There are vast areas of the Universe thinly populated by molecules which are cold. However, there are also huge numbers of important astronomical bodies which support hot or highly-excited molecules. It is the spectroscopic demands of studying these hot regimes we focus on in this review. We will pay particular attention to the demands on laboratory spectroscopy of a recently identified class of exoplanets known as hot rocky super-Earths or, more colourfully, lava and magma planets. These planets orbit so close to their host stars that they have apparent temperatures such that their rocky surface should melt or even vaporize. Little is known about these planets at present: much of the information discussed below is derived from models rather than observation.

Of course hot and cold are relative terms; here we will take room temperature ($T \sim 300$ K) as the norm which means, for example, that so-called cool stars which typically have temperatures in the 2000 – 4000 K range are definitely hot. Much of the cold interstellar medium is not thermalised and excitation, for example by energetic photons, can lead to highly excited molecules. This can be seen, for example, from maser emissions involving transitions between highly excited states, which is observed from a range of molecules from a variety of interstellar environments [1]. Similarly the coma of comets are inherently cold but when bathed in sunlight can be observed to emit from very high-lying energy levels [2, 3, 4].

Turning to the consideration of exoplanets. At the present it even remains unclear how to conclusively identify which planets of a few to ten

Earth masses are actually rocky [5]. From density observations some of them appear to be rocky (silicate-rich), or with a fraction of ice/iron in the interior. Others suggest a structure and composition more similar to gas giants like Neptune. Density alone is not a reliable parameter to distinguish among the various cases. In addition to there is a class of ultra-short period (USP) exoplanets which are thought to be undergoing extreme evaporation of their atmospheres due to their close proximity to their host star [6, 7, 8, 9]. These objects are undoubtedly hot but as yet there are no mass measurements for USP planets. Spectroscopic investigations of atmospheres of super-earths and related exoplanets holds out the best prospect of learning about these alien worlds. The prospects of observing the atmospheric composition for the transiting planets around bright stars make us confident we will be in a much better position in a few years time with the launch of the James Webb space telescope (JWST) and future dedicated exoplanet-characterization missions.

From the laboratory perspective, the observation of hot or highly excited molecules places immense demands on the spectroscopic data required to model or interpret these species. As discussed below, a comprehensive list of spectroscopic transitions, a line list, for a single molecule can contain significantly more than 10^{10} lines. This volume of data points to theory as the main source of these line lists [10].

A line list consists of an extensive list of transition frequencies and transition probabilities, usually augmented by other properties such as lower state energies, degeneracy factors and partition functions to give the temperature dependence of the line and, ideally, pressure-broadening parameters to give the line shape. For radiative transport models of the atmospheres of hot bod-

ies, completeness of the the line list to give the opacity of the species is more important than high (“spectroscopic”) accuracy for individual line positions. This is also true for retrievals of molecular abundances in exoplanets based on the use of transit spectroscopy which, thus far, has largely been performed using observations with fairly low resolving power ($R < 3000$) [11]. However, the situation is rather different with the high-dispersion spectroscopy developed by Snellen and co-workers [12, 13, 14, 15, 16], which is complementary to transit spectroscopy. This technique tracks the Doppler shifts of a large number of spectroscopic lines of a given species, by cross-correlating them to the reference lab data on the line positions. This exciting but challenging technique requires precise frequencies with $R \geq 100,000$, as well a good spectroscopic coverage (hot transitions), available laboratory data is not always precise enough for this technique to work [17].

This review is organised as follows. First we summarise what is known about hot rocky super-Earth exoplanets. We then consider the laboratory techniques being used to provide spectroscopic data to probe the atmospheres of these bodies and others with similar temperatures. In the following section we summarise the spectroscopic data available making recommendations for the best line list to use for studies of hot bodies. Molecules for which little data appears to be available are identified. Finally we consider other issues associated with spectroscopic characterization of lava planets and prospects for the future.

2. Hot rocky super-Earths

As of the end of 2016 there are well over 100 detected exoplanets which are classified as hot super-Earths. These planets are ones which are considered to be rocky, that is with terrestrial-like masses and/or radii, see e.g. Seager *et al.* [18], and which are hot enough for, at least on their dayside, their rock to melt [19]. Only a handful of these planets are amenable to spectroscopic characterization with current techniques [20], which makes these few objects the ones suitable for atmospheric follow-up observations. All these rocky planets have very short orbits, meaning that they are close to their star and hence have hot atmospheres ($T \gg 300$ K). Some of these planets are evaporating with water vapor as a major constituent of the atmosphere [21, 22, 23, 24, 25, 26]. The atmospheres of these planets are thought to have a lot in common with the young Earth [27] and the atmosphere of a rocky planet immediately after a major impact planet is expected to be similar [28]. However, we note that as they are generally tidally-locked to their host star, hot rocky super-Earths will generally have significant day-night temperature gradients [29].

According to the NASA Exoplanets Archive (exoplanetarchive.ipac.caltech.edu), key hot exoplanets with masses and radii in the rocky-planet range include CoRoT-7b, Kepler-10b, Kepler-78b, Kepler-97b, Kepler-99b, Kepler-102b, Kepler-131c, Kepler-406b, Kepler-406c, and WASP-47e, with Kepler-36b and Kepler-93b being slightly cooler than 1673 K [21, 22, 30, 31, 32, 33, 34, 35, 36]. Most of the rocky exoplanets that have so far been studied are characterized by the high temperature of their atmospheres, e.g., about 1500 K in Kepler-36b and Kepler-93b, 2474 ± 71 K in CoRoT-7b [37], 2360 ± 300 K in 55 Cnc

e [38, 39], and around 3000 K in Kepler-10b [19]. Somewhat cooler but still hot rocky planets include temperatures of 700 K in Kepler-37b [40], 750 K in Kepler-62b [24], 580 K in Kepler-62c [24], and 400–500 K in GJ 1214b [41, 42, 43].

If the main constituent of these atmospheres is steam, it will heat the surface of a planet to (and above) the melting point of rock [44]. For example, the continental crust of a rocky super-Earth should melt at about 1200 K [45], while a bulk silicate Earth at roughly 2000 K [46]. The gases are released from the rock as it heats up and melts, including silica and other rock-forming elements, and is then dissolved in steam [47]. The main greenhouse gases in the atmospheres of hot rocky super-Earths are steam (from vaporizing water and hydrated minerals) and carbon dioxide (from vaporizing carbonate rocks), which lead to development of a massive steam atmosphere closely linked to magma ocean at the planetary surface [48, 49, 50, 44, 51, 52, 47].

At temperatures up to 3000 K, and prior to significant volatile loss, the atmospheres of rocky super-Earth are thought to be dominated by **H₂O** and **CO₂**¹ for pressures above 1 bar. [46]. These objects will necessarily have spectroscopic signatures which differ from those of cooler planets. At present interpretation of such signature is severely impacted by the lack of the corresponding spectroscopic data. For example, recent analysis of the transit spectrum of 55 Cnc e [38] between 1.125 and 1.65 μm made a tentative detection of hydrogen cyanide (**HCN**) in the atmosphere but could not rule out the possibility that this signature is actually in part or fully due to

¹Molecules thought to be important for the spectroscopy of hot super-Earths are given in bold when first mentioned.

acetylene (**HCCH**) because of the lack of suitable laboratory data on the hot spectrum of HCCH. The massive number of potential absorbers in the atmosphere of these hot objects also have a direct effect on the planetary albedo [50] as well as the cooling and hence evolution of the young hot objects; comprehensive data is also crucial to model these processes.

Atmospheric retrievals for hot Jupiter exoplanets such as HD 209458b, GJ 1214b and HD 189733b [53] show that transit observations can help to establish the bulk composition of a planet. However, it is only with good predictions of likely atmospheric composition allied to a comprehensive database of spectral signatures and proper radiative transfer treatment that the observed spectra can be deciphered. The completeness of the opacities plays a special role in such retrievals: missing or incomplete lab data when analysing transit data will lead to overestimates of the corresponding absorbing components.

The typical compositions of steam atmospheres have been considered by Schaefer *et al.* [46], with an example for low atmospheric pressure shown in Fig. 1. The chemical processes on these objects are very similar to the young Earth (Mars or Venus) and have been studied in great detail. The major gases in steam atmospheres (equilibrated chemistry) with pressures above 1 bar and surface temperatures above 2000 K are predicted to be H₂O, CO₂, **O₂**, **HF**, **SO₂**, **HCl**, **OH**, **CO** with continental crust (CC) magmas (in order of decreasing abundance (mole fractions 0.8 – 0.01)) and H₂O, CO₂, SO₂, H₂, CO, HF, **H₂S**, HCl, **SO**, for bulk silicate Earth (BSE) magmas. Other gases thought to be present but with smaller mole fractions (0.01 – 0.001) include **NaCl**, **NO**, N₂, **SO₃**, and **Mg(OH)₂** [47].

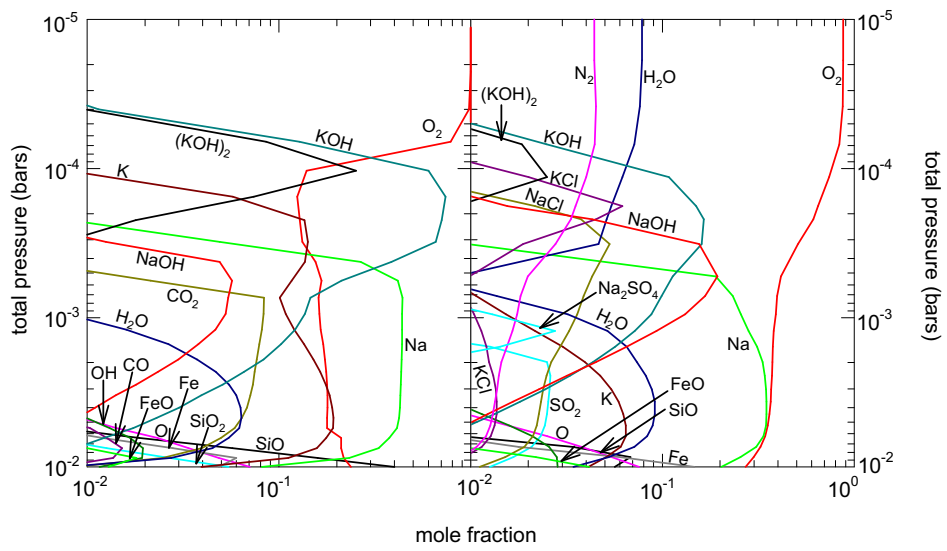


Figure 1: Atmospheric composition for a planet similar to CoRoT-7b. Starting compositions were taken for the continental crust (left) and the bulk silicate Earth (right) at 2500 K and 10^{-2} bars. Reproduced with permission from Schaefer *et al.*[46].

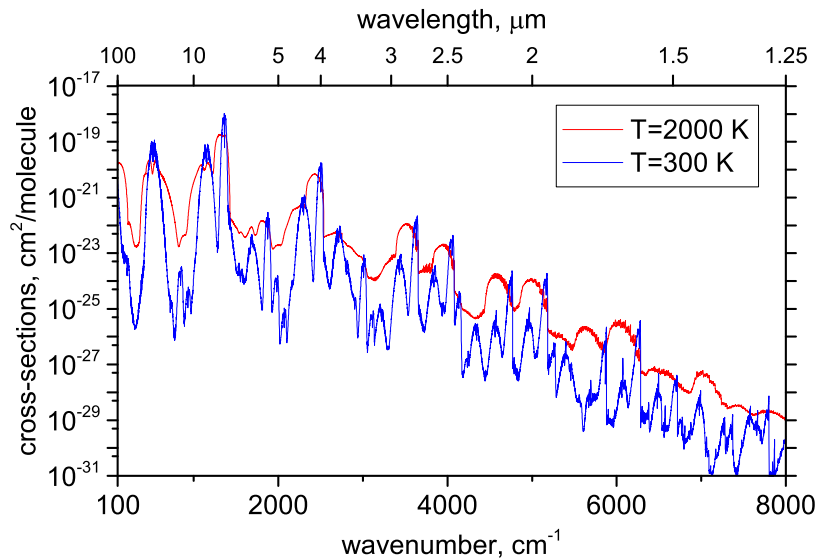


Figure 2: Absorption spectrum of SO_2 at $T = 300$ K and 2000 K simulated using the ExoAmes line list [56].

At temperatures above about 1000 K, sulfur dioxide would enter the atmosphere, which leads the exoplanet’s atmosphere to be like Venus’s, but with steam. SO_2 is a spectroscopically important molecule that is generally not included in models of terrestrial exoplanet atmospheric models [46]. In high concentrations (greater than a few ppm), more than one spectral feature features of SO_2 are detectable even in low resolution between 4 and 40 μm [54], see also Fig. 2. This suggests that SO_2 should be included when generating models of atmospheric spectra for terrestrial exoplanets [46]. At high temperatures and low pressures SO_2 dissociates to SO [46]. Other atmospheric constituents of Venus-like exoplanets include CO_2 , CO , SO_2 , OCS , HCl , HF , H_2O , H_2S [55].

Kaltenegger *et al* [57] studied vulcanism of rocky planets and estimated the observation time needed for the detection of volcanic activity. The main sources of emission were suggested to be H₂O, H₂, CO₂, SO₂, and H₂S. Again SO₂ should be detectable at abundances of a few ppm for wavelengths between 4 and 40 μm .

Apart from SO₂, significant amounts of **CH₄** and **NH₃** are expected, especially in BSE atmospheres at low temperatures. Although photochemically unstable, these gases are spectroscopically important and should be considered in spectroscopic models of atmospheres. When sparked by lightning, they combine to form amino acids, as in the classic Miller-Urey experiment on the origin of life [58]. Models of exoplanets suggest that NO and **NO₂**, as well as a number of other species, are likely to be key products of lightning in a standard exoplanet atmosphere [59]. Further thermochemical and photochemical processing of the quenched CH₄ and NH₃ can lead to significant production of HCN (and in some cases C₂H₂). It has been suggest that HCN and NH₃ will be important disequilibrium constituents on exoplanets with a broad range of temperatures which should not be ignored in observational analyses [60].

Ito *et. al.* [61] suggested that SiO absorption dominates the UV and IR wavelength regions with the prominent absorption features at around 0.2, 4, 10 and 100 μm , see Fig. 3. In particular, in the cases of Kepler-10b and 55 Cnc e, those features are potentially detectable by the space-based observations that should be possible in the near future [61]. Models suggest that a photon-limited, JWST-class telescope should be able to detect SiO in the atmosphere of 55 Cnc e with 10 hours of observations [19] using secondary-

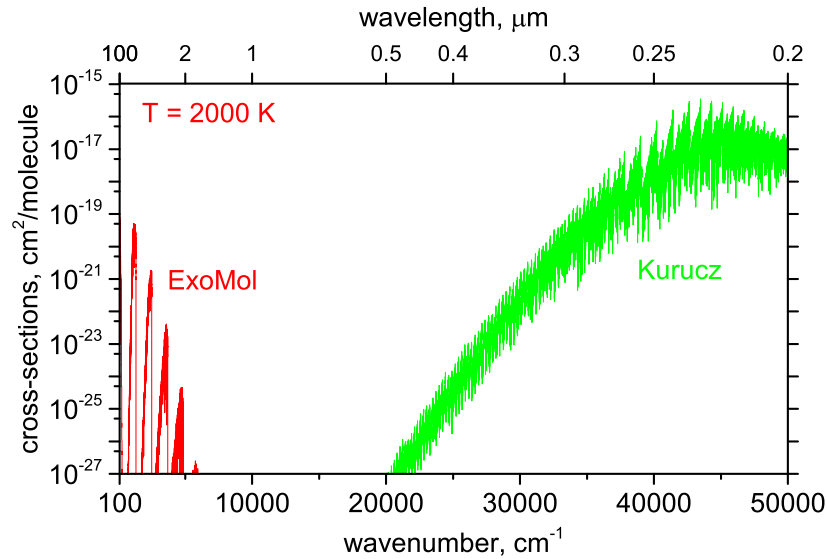


Figure 3: SiO absorption at 2000 K: infrared data are taken from ExoMol [63] and ultra-violet data from Kurucz [64].

eclipse spectroscopy. Such observations have the potential to study lava planets even with clouds and lower-atmospheres [62].

Other abundant species that may contribute to the transmission spectrum include CO, OH, and NO at high temperatures. These molecules should be present in a planet with an O₂-rich atmosphere and magma oceans, such as were recently suggested as the composition of the super-Earth GJ 1132b [65].

It is suggested that for atmospheres of hot rocky super-Earths with high temperature (>1800 K) and low pressure almost all rock is vaporized, while at high pressure (>100 bar) much of this material is in the condensed phase [46]. Most elements found in rocks are expected to be soluble in steam [47], including Mg, Si, and Fe from SiO₂-rich (i.e., felsic) silicates (like Earth's

continental crust) and MgO-, FeO-rich (i.e., mafic) silicates [46]. This can lead that gases such as Si(OH)_4 , Mg(OH)_2 , Fe(OH)_2 , Ni(OH)_2 , Al(OH)_3 , Ca(OH)_2 , **NaOH**, and **KOH** [46]. Silica (SiO_2) dissolves in steam primarily via formation of Si(OH)_4 [66], while MgO in steam leads to production of gaseous Mg(OH)_2 , see, for example, Ref. [67]. However it seems likely that at the temperatures under consideration many of these more complex species would fragment into diatomic or triatomic species, and water.

The predicted vaporised constituents of the steam atmosphere at higher temperatures (4000 K) include [46] Fe and **FeO** (products of Fe(OH)_2 fragmentation), **MgO**, Titanium dioxide TiO_2 (major Ti-bearing gas with abundance of 1.1%), PO_2 and then **PO** (with increasing temperature), MnF_2 and MnO (from vaporized bulk Mn), CrO_2F , CrO_2 , and CrO (from vaporized bulk CrO), Ca(OH)_2 and AlO (although calcium and aluminum are less abundant). TiO_2 can lead **TiO** [68], which is well-known to be a source of major absorption from near-infrared to the optical spectral regions of M dwarfs [69]. There have been several attempts to detect [70, 70] and a recent reported detections of TiO in exoplanet atmospheres [71]. Whether complex polyatomic molecules like Fe(OH)_2 , Ca(OH)_2 , CrO_2F and P_2O_5 will survive at $T > 1000$ K is questionable. It should be noted that it is the lower pressure regimes that hold out the best prospects for analysis using transit spectroscopy, as the high pressures will tend to result in opaque atmospheres.

Post-impact rocky planets are shown to have very similar atmospheric and therefore spectroscopic properties. According to estimated luminosities, the hottest post-giant-impact planets will be detectable with near-infrared coronagraphs on the planned 30 m class telescopes [28]. The 1-4 μm region

will be most favorable for such observations, offering bright features and better contrast between the planet and a potential debris disk. The greenhouse absorbers in a rocky exoplanet atmosphere strongly influence its cooling properties. The very large cooling timescales (on the order of $10^5 - 10^6$ yr) lead to the possibility of discovering tens of such planets in future surveys [28]. It has recently been suggested [72] that even gas giant planets may form visible massive, rocky exomoons as a result of giant impacts.

55 Cnc e is currently the most attractive candidate magma planet for observations [38, 29]; its atmosphere is amenable to study using secondary-eclipse spectroscopy and high-dispersion spectroscopy observations.

It is thought that during its formation of the atmosphere of the early Earth was dominated by steam which contained water-bearing minerals [27, 48, 49, 50, 44, 51, 52, 47]. As Lupe *et al.* [28] pointed out, modern state-of-the-art radiative transfer in runaway and near-runaway greenhouse atmospheres [49, 50] are mainly based on the absorption of H_2O and CO_2 , with rather crude description of hot bands and neglecting other opacity sources. It is important, however, that the line-by-line radiative transfer calculations of outgoing longwave radiation include greenhouse absorbers of a rocky exoplanet atmosphere affecting its cooling. Discussion of such data is given below.

It should be noted that clouds and hazes can lead to flat, featureless spectra of a super-Earth planet [73], preventing detection of some or all of the spectral features discussed above. As Morley *et al* argued [73], it is however possible to distinguish between cloudy and hazy planets in emission: NaCl and sulfide clouds cause brighter albedos with ZnS known to have a

Table 1: Molecules thought to be important for spectroscopy of the atmospheres hot rocky super-Earths.

CH ₄ , C ₂ H ₂ , CO, CO ₂ ,
H ₂ , HCl, HCN, HF, H ₂ O, H ₂ S,
KCl, KOH, MgO, Mg(OH) ₂ ,
NaCl, NaOH, NH ₃ , NO, OH, PO ₂ ,
SiO, SiO ₂ , SO, SO ₂ , SO ₃ , ZnS

distinct feature at 0.53 μm .

A summary of the molecules important for the spectroscopy of hot melting planets is given in Table 1. The following sections in turn discuss how suitable spectroscopic data can be assembled and the present availability of such data required for retrievals from the atmospheres of rocky super-Earths which are essential for analysis of the exoplanetary observations. Exactly these types of hot rocky objects will be the likely targets of NASA’s JWST (due for launch in 2018) and other exoplanet transit observations. Models suggest that magma-planet clouds and lower-atmospheres can be observed using secondary-eclipse spectroscopy [19] and that a photon-limited JWST-class telescope should be able to detect SiO, Na and K in the atmosphere of 55 Cnc e with 10 hours of observations [61]. Furthermore, albedo measurements are possible at lower signal to noise; they may correspond to the albedo of clouds, or the albedo of the surface [74, 75]

High quality is also needed for complementary high-dispersion spectroscopic [15, 17, 76] (see Fig. 2, where the technique is illustrated using Doppler shifted TiO lines). For example TiO could not be detected in the optical

transmission spectrum of HD 209458b due to (arguably) poor quality of the TiO spectral data [76].

The above discussion concentrates on molecular species and infrared spectra. However, transit observation of atomic spectra at visible wavelengths, particularly due atomic hydrogen [77] and sodium [78], were actually the earliest spectroscopic studies of exoplanets. More recently, the Hubble Space Telescope telescope has been used to perform transit spectroscopy of exoplanets in the ultraviolet revealing the presence of both neutral Mg [79] and its ion Mg^+ [80], as well as the possible detection a variety of other possible atoms and atomic ions.

3. Methodology

The spectroscopic data required to perform atmospheric models and retrievals comprise line positions, partition functions, intensities, line profiles and the lower state energies E'' , which are usually referenced to as ‘line lists’. Given the volume of data required for construction of such line lists is far from straightforward. When considering how this is best done it is worth dividing the systems into three classes:

1. Diatomic molecules which do not contain a transition metal atom which we will class as simple diatomics;
2. Transition metal containing diatomics such as TiO;
3. Polyatomic molecules.

For simple diatomics it is possible to construct experimental line lists which cover the appropriate ranges in both lower state energies and wavelength. There are line lists available which are based entirely on direct use

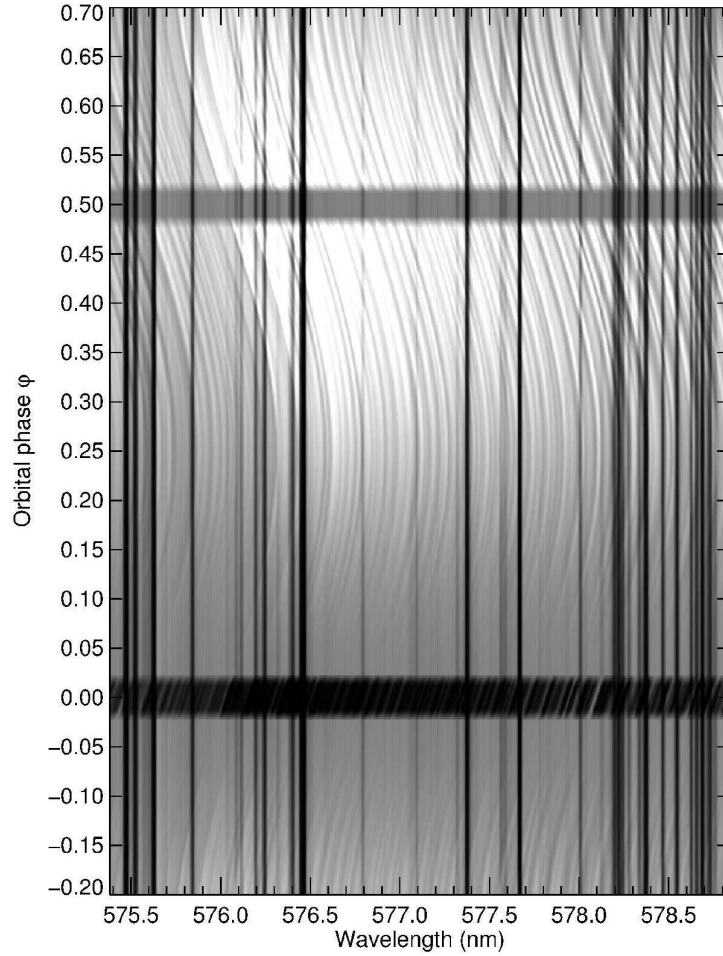


Figure 4: Toy model of the phase-dependent Doppler shift of TiO lines along the orbit of HD 209458b. The white curves represent TiO-emission features owing to the inversion layer. The black vertical lines are stellar absorption lines, which are stable in time. This difference in the behaviour of stellar and planetary features provides a means of contrast between star and planet. Credit: Hoeijmakers *et al* [76], reproduced with permission © ESO.

of experimental data [81] or use of empirical energy levels and calculated, *ab initio*, dipole moments and hence transition intensities [82]. It is also possible to generate such line lists by direct solution of the nuclear motion Schrödinger equation [83, 84] for a given potential energy curve and dipole moment function [85]. This means that while there are still simple diatomics for which line lists are needed, it should be possible to generate them in a reasonably straightforward fashion.

When the diatomic contains a transition metal, things are much less straightforward [86, 87]. These systems have low-lying electronic states and it is necessary to consider vibronic transitions between several states plus couplings and transition dipole moments between the states. The curves required to give a full spectroscopic model of systems for which vibronic transitions are important are summarized in Fig 5 for aluminium monoxide, AlO. AlO is a relatively simple system which only requires consideration of three electronic states. This should be contrasted with the yet unsolved case of iron monoxide, FeO, where there are more than fifty low-lying electronic states [88] which means that a full spectroscopic model will require consideration of several hundred coupling curves and a similar number of transition dipoles.

Experimentally, open shell transition metal systems are challenging to prepare and the resulting samples are usually not thermal which makes it hard to obtain absolute line intensities. Under these circumstances it is still possible to measure decay lifetimes which are very useful for validating theoretical models. Lifetime measurements are currently rather rare and we would encourage experimentalists to make more of these for transition metal

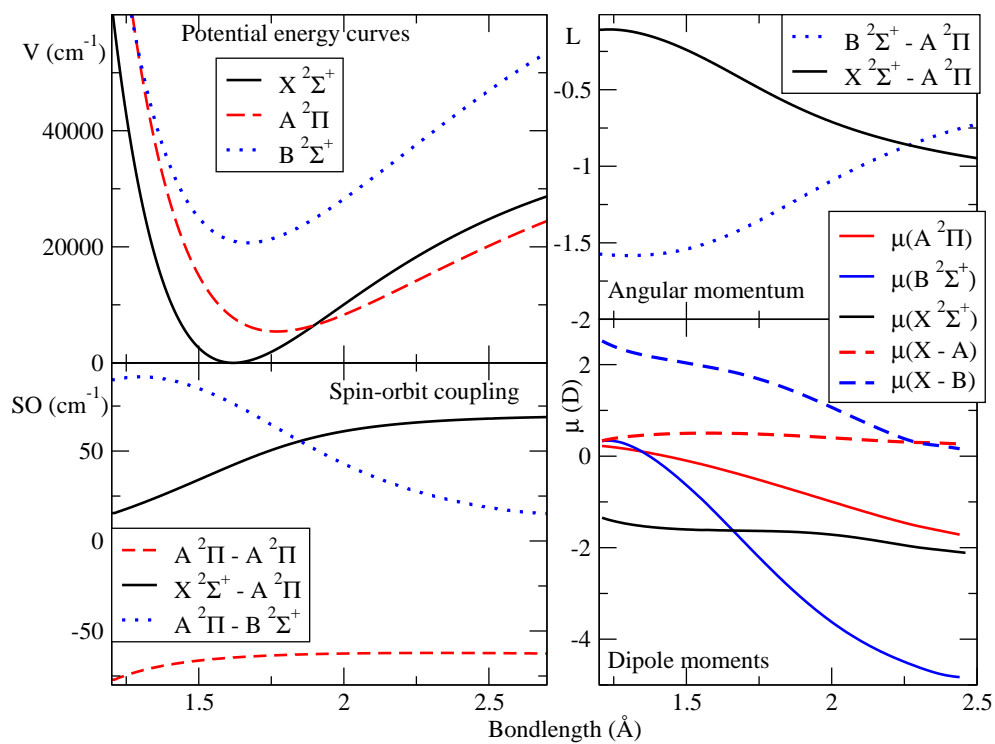


Figure 5: Curves representing the spectroscopic model of AlO [89, 90]; in this model the potential energy curves are coupled by both spin-orbit and electronic angular momentum effects.

systems. Furthermore, the many low-lying electronic states are often strongly coupled and interact, which makes it difficult to construct robust models of the experimental data. From a theoretical perspective, the construction of reliable potential energy curves and dipole moment functions remains difficult with currently available *ab initio* electronic structure methods [86, 87]. The result is that even for important systems such as TiO [91], well-used line lists [92, 93] are known to be inadequate [17].

For polyatomic molecules there have been some attempts to construct line lists directly from experiment, for example for ammonia [94, 95] and methane [96, 97]. However, this process is difficult and can suffer from problems with both completeness [98] and the correct inclusion of temperature dependence. The main means of constructing line lists for these systems has therefore been variational nuclear motion calculations.

There are three groups who are systematically producing extensive theoretical line lists of key astronomical molecules. These are the NASA Ames group of Huang, Lee and Schwenke [99, 100], the Reims group of Tyuterev, Nikitin and Rey who are running the TheoReTS project [101] and our own ExoMol project [102, 103]. While there are differences in detail, the methodologies used by these three groups are broadly similar. Intercomparison for molecules such as SO₂, CO₂ and CH₄, discussed below, are generally characterized by good overall agreement between the line lists presented by different groups with completeness and coverage being the main features to distinguish them. Thus, for example, both the TheoReTS and ExoMol groups pointed out that the 2012 edition of the HITRAN database [104] contained a spurious feature due to methane near 11 μm [105, 106], which led to its removal in

the 2016 release of HITRAN [107].

Figure 6 illustrates the procedure whereby line lists of both rotation-vibration and rotation-vibration-electronic transitions are computed using variational nuclear motion calculations. These calculations are based on the direct use of a potential energy surface (PES) to give energy levels and associated wavefunctions, and dipole moment surfaces (DMS) to give transition intensities [108]. For vibronic spectra such as those encountered with the open-shell diatomics the spin-orbit (SO), electronic angular momentum (EAM) and transition dipole moments (TDM) curves are also required. The procedure is well established [10] in that for all but a small number of systems with very few electrons [109, 110, 111], the PES used is spectroscopically determined. That is, an initial high-accuracy *ab initio* PES is systematically adjusted until it reproduces observed spectra as accurately as possible. Conversely, all the evidence suggests that the use of a purely *ab initio* DMS gives better results than attempts to fit this empirically [112, 113, 114].

The PE, SO, EAM and (T)DM surfaces are usually interpolated by appropriate analytical representations to be used as an input for the nuclear motion program. The quality of the PES (as well as of the coupling curves) is improved *a priori* by refining the corresponding expansion parameters by comparison with laboratory high resolution spectroscopic data. This refinement, particularly of PESs, using spectroscopic data is now a well-developed procedure pursued by many groups. For example, the Ames group have provided a number highly accurate PES for small molecules based on very extensive refinement of the PES [115, 116, 117] starting from initial, high accuracy, *ab initio* electronic structure calculations. Our own preference is to

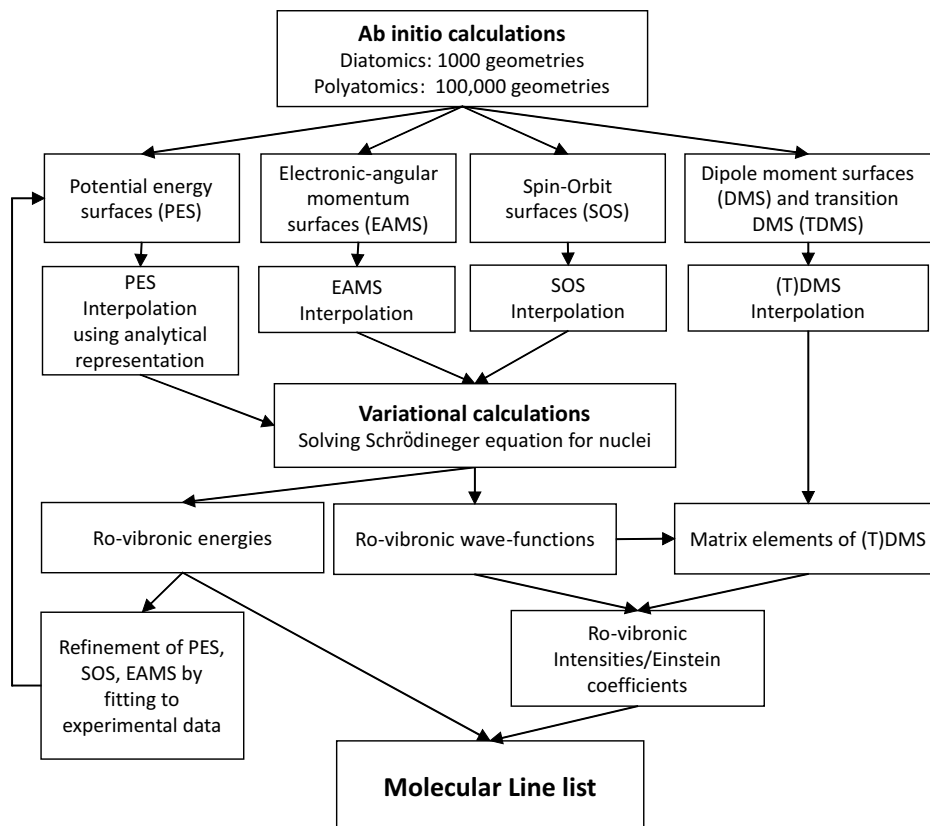


Figure 6: The computational recipe used to produce a line list of rotation-vibration-electric (rovibronic) transitions using a mixture of *ab initio* and variational nuclear motion calculations.

constrain such fits to remain close to the original *ab initio* PES [118]; this has the benefit of forcing the surface to remain physically correct in regions not well-characterized experimentally. Such regions are often important for calculations of extensive, hot line lists. Further discussion of the methods used to refine PESs can be found in Ref. [10].

Our computational tools include the variational nuclear-motion programs Duo [84], DVR3D [119], and TROVE [120, 121] which calculate the rovibrational energies, eigenfunctions, and transition dipoles for diatomic, triatomic and larger polyatomic molecules, respectively. These programs have proved capable of producing accurate spectra for high rotational excitations and thus for high-temperature applications. All these codes have been adapted to face the heavy demands of computing very large line lists [122] and are available as freeware.

Duo was recently developed especially for treating open-shell system of astrophysical importance [90, 123, 124, 125]. To our knowledge Duo is currently the only code capable of generating spectra for general diatomic molecules of arbitrary number and complexity of couplings.

DVR3D [119] was used to produce line lists for several key triatomics, including H₂S, SO₂, H₂O, CO₂, HCN [126, 56, 127, 128, 129, 130, 131, 132]. DVR3D is capable of treating ro-vibrational states up to dissociation and above [133]. A new version appropriate for the calculation of fully-rotationally resolved electronic spectra of triatomic species has just been developed and tested for the X – A band in SO₂ [134].

TROVE is a general polyatomic code that has been used to generate line lists for hot NH₃, PH₃, H₂CO, HOOH, SO₃, CH₄ [135, 136, 137, 138, 139,

140, 141]. Intensities in TROVE are computed using the new code GAIN [142] which was written and adapted for graphical processing units (GPUs) to compute Einstein coefficients (or oscillator strengths) and integrated absorption coefficients for all individual rotation-vibration transitions at different temperatures. Given the huge number of transitions anticipated to be important at elevated temperatures, the usage of GPUs provides a huge advantage. However TROVE requires special adaptation [143] to treat linear molecules such as the astronomically important acetylene (HCCH).

An alternative theoretical procedure has been used by Tashkun and Perevalov from Tomsk. Their methodology uses effective Hamiltonian fits to experimental data for both energy levels and transition dipoles. This group has provided high-temperature line lists for the linear CO₂ [144] molecule and the NO₂ [145] system. This methodology reproduces the positions of observed lines to much higher accuracy than the variational procedure but generally extrapolates less well for transitions involving states which are outside the range of those that have been observed in the laboratory. In particular, comparisons with high-resolution transmission measurements of CO₂ at high temperatures for industrial applications suggest that indeed the CDS-4000 CO₂ line list loses accuracy at higher temperatures. We note that the Ames group have produced variational line lists for CO₂ designed to be valid up to 1500 K [146] and 4000 K [147].

As mentioned above, a disadvantage of the use of variational nuclear motion calculations is that the transition frequencies are rarely predicted with spectroscopic accuracy. One method of rectifying this problem is by use of the MARVEL (measured active rotational-vibrational energy levels) proce-

ture [148, 149]. The MARVEL procedure inverts the measured transition frequencies to provide energy levels from which not only can the original transition frequencies be regenerated but all other transitions linking these states can also be obtained with experimental accuracy. However, the MARVEL procedure does not provide any information on levels which have yet to be observed experimentally. MARVEL datasets of energy levels are available for a range of astronomically important molecules including water [150, 151], H_3^+ [152, 153], NH_3 [154, 155], C_2 [156], TiO [157] and HCCH [158]. In particular, the energy levels and transition frequencies from the analysis of TiO spectra should provide the high-resolution transition frequencies need to allow the detection of TiO in exoplanets using high-dispersion spectroscopy for which previously available laboratory data was not precise enough [17]. Indeed this analysis pointed to a number of issues with previous analysis of observed TiO spectra and significant shifts in transition frequencies compared to those provided by the currently available line lists [92, 93].

The MARVEL energy levels can also be used to replace computed ones in line lists. This has already been done for several line lists [159, 111, 160]. This process is facilitated by the ExoMol data structure [161, 103] which does not store transition frequencies but instead computes them from a states file containing all the energy levels. This allows changes of the energy levels at the end of the calculation or even some time later [162, 163] should improved energy levels become available.

The polyatomic molecules discussed above are all closed shell species. However the open shell species PO_2 , mentioned above, and CaOH are thought to be important for hot atmospheres [164]. There have been a number of

variational nuclear motion calculations on the spectra of open shell triatomic systems [165, 166, 167, 168, 169, 170], largely based on the use of Jensen’s MORBID approach [171]. However, we are unaware of any extensive line lists being produced for such systems. The extended version of DVR3D [134] mentioned above should, in due course, be applicable to these problems.

For closed-shell polyatomic molecules, such as NaOH, KOH, SiO₂, for which spectra involve rotation-vibration transitions on the ground electronic state, one would use a standard level of *ab initio* theory such as CCSD(T)-f12/aug-cc-pVTZ on a large grid of geometries ($\simeq 10,000$) to compute both the PES and DMS. For diatomic molecules (NaH, KCl, SiO, MgO, ZnS, SO) characterized by multiple interacted curves the multi-reference configuration interaction (MRCI) method in conjunction with the aug-cc-pVQZ or higher basis sets is a reasonable choice, with relativistic and core-correlation effects included where feasible. The potential energy and coupling curves should then be optimized by fitting to the experimental energies or transitional wavenumbers. Indeed where there is a large amount of experimental data available, then the choice of initial potential energy curves becomes almost unimportant [63]. However, the *ab initio* calculation of good dipole curves is always essential since these are not in general tuned to observation.

The ExoMol line lists are prepared so that they can easily be incorporated in radiative transfer codes [103]. For example, these data are directly incorporated into the UCL Tau-REx retrieval code [172, 173, 174], a radiative transfer model for transmission, emission and reflection spectroscopy from the ultra-violet to infrared wavelengths, able to simulate gaseous and terrestrial exoplanets at any temperature and composition. Tau-REx uses the linelists

from ExoMol, as well as HITEMP [175] and HITRAN [104] with clouds of different particle sizes and distribution, to model transmission, emission and reflection of the radiation from a parent star through the atmosphere of an orbiting planet. This allows estimates of abundances of absorbing molecules in the atmosphere, by running the code for a variety of hypothesised compositions and comparing to any available observations. Tau-REx is mostly based on the opacities produced by ExoMol with the ultimate goal to build a library of sophisticated atmospheres of exoplanets which will be made available to the open community together with the codes. These models will enable the interpretation of exoplanet spectra obtained with future new facilities from space [176, 177] and the ground (VLT-SPHERE, E-ELT, JWST).

Of course there are a number of other models for exoplanets and similar objects which rely on spectroscopic data as part of their inputs. These include modelling codes such as NEMESIS [178], BART [179], CHIMERA [180] and a recent adaption of the UK Met Office global circulation model (GCM) called ENDGame [181, 182]. More general models such as VSTAR [183] are designed to be applied to spectra of planets, brown dwarfs and cool stars. The well-used BT-Settl brown-dwarf model [184, 185] can also be used for exoplanets. There are variety of other brown dwarfs [186] and cool star models [187, 188, 189]. These are largely concerned with the atmospheres of the hydrogen rich atmospheres which are, of course, characteristic of hot Jupiter and hot Neptune exoplanets, brown dwarfs and stars.

Besides direct input to models, line lists are used to provide opacity functions [190, 191, 64, 192, 193] whose reliability are well-known to be limited by the availability of good underlying spectroscopic data [194]. Cooling func-

tions for key molecules are also important for the description of atmospheric processes in hot rocky objects. These functions are straightforward to compute from a comprehensive line lists [195]; this involves computation of integrated emissivities from all lines on a grid of temperatures typically ranging between 0 to 5000 K.

4. Available spectroscopic data

Spectroscopic studies of the Earth’s atmosphere are supported by extensive and constantly updated databases largely comprising experimental laboratory data [104, 196]. Thus for earth-like planets, by which we mean rocky exoplanets with an atmospheric temperature below 350 K, the HITRAN database [107] makes a good starting point. However, at higher temperatures datasets designed for room temperature studies rapidly become seriously incomplete [197], leading to both very significant loss of opacity and incorrect band shapes. The strong temperature dependence of the various molecular absorption spectra is illustrated in figures given throughout this review which compare simulated absorption spectra at 300 and 2000 K for key species.

HITRAN’s sister database, HITEMP, was developed to address the problem of high temperature spectra. However the latest release of HITEMP [175] only contains data on five molecules, namely CO, NO, O₂, CO₂ and H₂O. For all these species there are more recent hot line lists available which improve on the ones presented in HITEMP. These line lists are summarised in Table 2 below.

Table 1 gives a summary of species suggested by the chemistry models as

being important in the atmospheres of hot super-Earths. Spectroscopic line lists are already available for many of the key species. Most of the species suggested by the chemistry models of such objects are already in the ExoMol database, which includes line list taken from sources other than the ExoMol project itself. This includes H_2O , CH_4 , NH_3 , CO_2 , SO_2 (see a synthetic spectrum of water at high temperature and pressure). Line lists for other important species, such as NaOH , KOH , SiO_2 , PO , ZnS and SO are currently missing. Table 2 presents a summary of line lists available for atmospheric studies of hot super-Earths.

Line lists for some diatomics are only partial: for example accurate infrared (rotation-vibration) line lists exists for CO , SiO , KCl , NaCl , NO , but none of these line lists consider shorter-wavelength, vibronic transitions which lie in the near-infrared (NIR), visible (Vis) or ultraviolet (UV), depending on the species concerned. NIR will be covered by the NIRSpec instrument on the board of JWST only at lower resolution and therefore the completeness of the opacities down to $0.6 \mu\text{m}$ will be crucial for the atmospheric retrievals. Such data, when available, will be important for the interpretation of present and future exoplanet spectroscopic observations.

Below we consider the status of spectroscopic data for key molecules in turn.

H_2O : As discussed above, water is the key molecule in the atmospheres of rocky super-Earths. There are a number of published water line lists available for modelling hot objects [212, 213, 214, 215, 216, 217, 218, 175]. Of these the most widely used are the Ames line list of Partridge and Schwenke [215], or variants based on it, and the BT2 line list [218], which provided the basis for

Table 2: spectroscopic line lists available for studies of the atmospheres hot super-Earth exoplanets

Molecule	N_{iso}	T_{max}	N_{elec}	N_{lines}	DSName	Reference	Methodology
SiO	5	9000	1	254 675	EJBT	Barton <i>et al.</i> [63]	ExoMol
MgH	1		3	30 896		GharibNezhad <i>et al.</i> [198]	Empirical
CaH	1		2	6000		Li <i>et al.</i> [199]	Empirical
NH	1		1	10 414		Brooke <i>et al.</i> [200]	Empirical
CH	2		4	54 086		Masseron <i>et al.</i> [201]	Empirical
CO	9	9000	1	752 976		Li <i>et al.</i> [202]	Empirical
OH	?	6000	1	$\Delta v = 13$		Brooke <i>et al.</i> [82]	Empirical
CN	1		1	195 120		Brooke <i>et al.</i> [203]	Empirical
CP	1		1	28 735		Ram <i>et al.</i> [204]	Empirical
HF	2		1	13 459		Li <i>et al.</i> [205]	Empirical
HCl	4		1	34 250		Li <i>et al.</i> [205]	Empirical
NaCl	2	3000	1	702 271	Barton	Barton <i>et al.</i> [206]	ExoMol
KCl	4	3000	1	1 326 765	Barton	Barton <i>et al.</i> [206]	ExoMol
PN	2	5000	1	142 512	YYLT	Yorke <i>et al.</i> [207]	ExoMol
AlO	4	8000	3	4 945 580	ATP	Patrascu <i>et al.</i> [90]	ExoMol
NaH	2	7000	2	79 898	Rivlin	Rivlin <i>et al.</i> [208]	ExoMol
CS	8	3000	1	548 312	JnK	Paulose <i>et al.</i> [159]	ExoMol
CaO	1	5000	5	21 279 299	VBATHY	Yurchenko <i>et al.</i> [124]	ExoMol
NO	6	5000	5	2 281 042	NOname	Yurchenko <i>et al.</i> [160]	ExoMol
VO	1	5000	13	277 131 624	VOMYT	McKemmish <i>et al.</i> [125]	ExoMol
H ₂ O	4 ^a	3000	1	12 000 000 000	PoKaZoTeL	Polyansky <i>et al.</i> [131]	ExoMol
CO ₂	4 ^b	4000	1	628,324,454	CDSD-4000	Tashkun & Perevalov [144]	Empirical
SO ₂	1	2000	1	1 300 000 000	ExoAmes	Underwood <i>et al.</i> [56]	ExoMol
H ₂ S	1	2000	1	115 530 373	ATY2	Azzam <i>et al.</i> [126]	ExoMol
HCN/HNC	2 ^c	4000	1	399 000 000	Harris	Barber <i>et al.</i> [163]	ExoMol
NH ₃	2 ^d	1500	1	1 138 323 351	BYTe	Yurchenko <i>et al.</i> [135]	ExoMol
PH ₃	1	1500	1	16 803 703 395	SAITY	Sousa-Silva <i>et al.</i> [137]	ExoMol
CH ₄	1	1500	1	9 819 605 160	10to10	Yurchenko & Tennyson [106]	ExoMol

N_{iso} : Number of isotopologues considered; T_{max} : Maximum temperature for which the line list is complete; N_{elec} : Number of electronic states considered; N_{lines} : Number of lines: value is for the main isotope. DSName: Name of line list chosen by the authors, if applicable. ^a The VTT line list for HDO due to Voronin *et al.* [209] and HotWat78 due to Polyansky *et al.* [130] for H₂¹⁷O and H₂¹⁸O are also available. ^b Very recently Huang *et al.* [147] have computed the Ames-2016-2019 line lists for 13 isotopologues of CO₂ which also extend to 4000 K. ^c A line list for H¹³CN/HN¹³C due to Harris *et al.* [210] is also available. ^d There is a room temperature ¹⁵NH₃ line list due to Yurchenko [211].

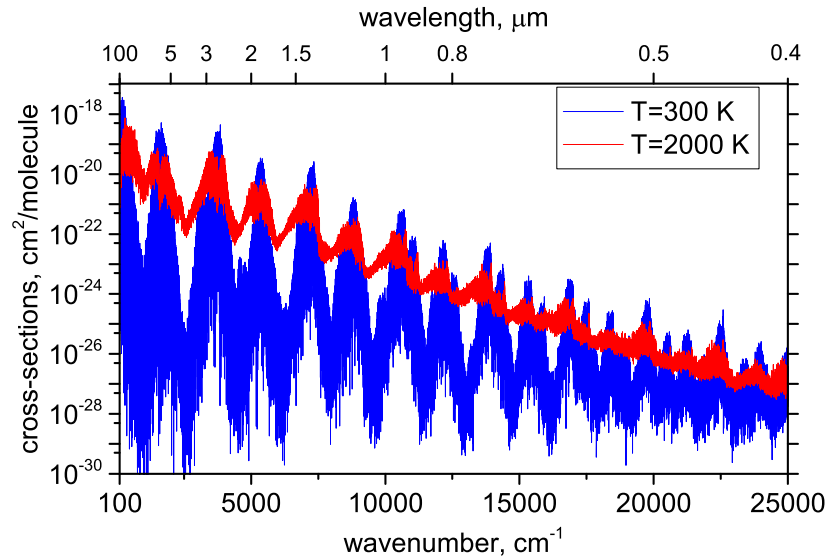


Figure 7: Absorption spectrum of H_2O at $T = 300 \text{ K}$ and 2000 K simulated using the POKAZaTEL line list [131].

water in the HITEMP database [175] and the widely-used BT-Settl brown dwarf model [219]. The Ames line list is more accurate than BT2 at infrared wavelengths but less complete meaning that it is less good at modelling hotter objects. Recently Polyansky *et al.* have computed the POKAZaTEL line list [131] which is both more accurate and more complete than either of these. We recommend the use of this line list, which is illustrated in Fig. 7, in future studies.

CO₂: Again there are number of line lists available for hot CO₂. In particular Taskun and Perevalov distribute these via their carbon dioxide spectroscopic databank (CDSO) [220, 144], an early version of CDSO formed the input for HITEMP. The Ames group produced a variational line list valid

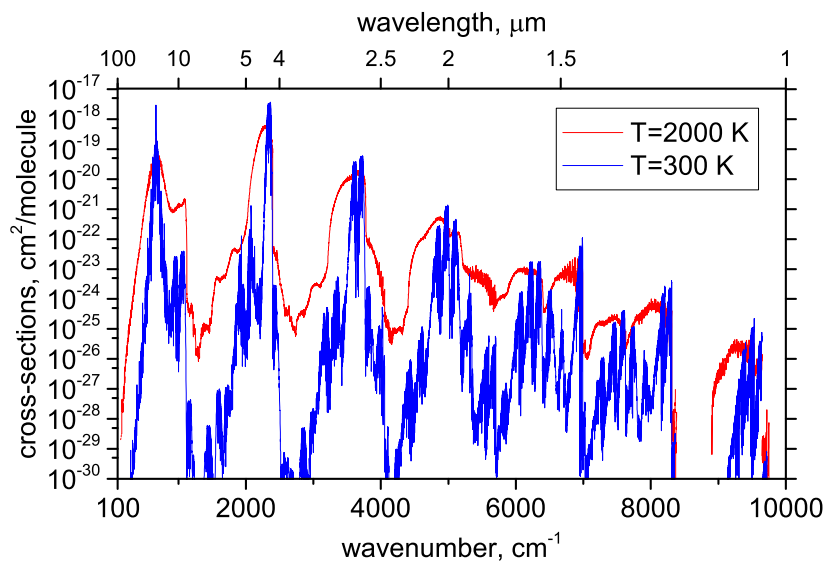


Figure 8: Absorption spectrum of CO_2 at $T = 300$ K and 2000 K simulated using HITEMP [175].

up to 1500 K [146]. Recent work on CO_2 has improved computed transition intensities to point where they are as accurate as the measured ones [114, 127]; this suggests that there is scope for further improvement in hot line lists for this system; some work in this direction has recently been undertaken by Huang *al al* [147]. Fig. 8 illustrates the temperature-dependence of the CO_2 absorption spectrum in the infrared.

CH₄: methane is an important system in carbon-rich atmospheres and the construction of hot methane line lists has been the subject of intense recent study by a number of groups both theoretically [221, 222, 223, 224, 225, 226, 227, 228, 197, 106, 105] and experimentally [96, 97]. The most complete line lists currently available are our 10to10 line list [106], which is

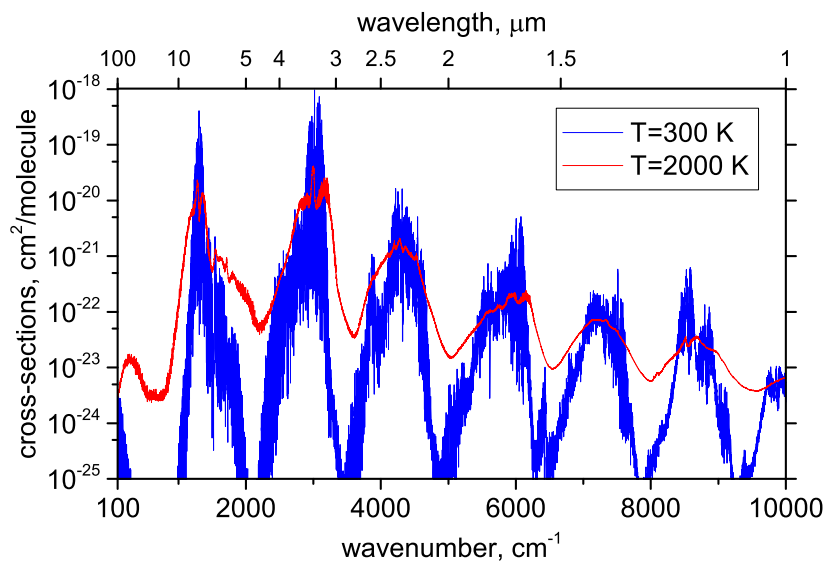


Figure 9: Absorption spectrum of CH_4 at $T = 300$ K and 2000 K simulated using the 10to10 line list [106].

very extensive but only valid below 1500 K, and the Reims line list [105], which spans a reduced wavelength range but is complete up to 2000 K. In fact we extended 10to10 to higher temperature some time ago but the result is a list of 34 billion lines which is unwieldy to use. We have therefore been working data compaction techniques based on the use of either background, pressure-independent cross sections [97] or super-lines [101]. This line list will be released shortly [141]. Figure 9 illustrates the temperature-dependence of the methane absorption spectrum in the infrared. The strongest bands are at 3.7 and $7.7 \mu\text{m}$.

SO_2 and SO_3 : A number of line list for SO_2 have been computed by the Ames group [117, 229, 100]; the most compressive is one produced in

collaboration between ExoMol and Ames [56], see Fig. 2. This line list was validated using experimental data recorded at the Technical University of Denmark (DTU). ExoMol have also provided line lists for SO_3 [230, 140]. The largest of these, appropriate for temperatures up to 800 K, contains 21 billion lines. However, validation of this line list against experiments performed at DTU points to significant differences in the line intensities, suggesting that more work is required on the SO_3 dipole moment.

NH₃: Ammonia has a very prominent absorption feature at about 10 μm . Extensive line lists for ammonia are available [231, 135]. The BYTe line list [135], which was explicitly designed for needs of exoplanet spectroscopy in mind, has been used to model spectra of brown dwarfs [183, 232, 233]. However, BYTe loses accuracy in the near infrared. Rather old laboratory measurements of room temperature for ammonia have recently been assigned [234, 235]. These data plus improved *ab initio* treatment of the problem [236] and a MARVEL analysis leading to a set of accurate, empirical energy levels [154, 155] will form the basis of a new line list which will both extend the range and improve on the accuracy of BYTe. Fig. 10 illustrates the absorption spectra of ammonia at $T = 300$ K and 2000 K. The strongest and most prominent feature is at 10 μm .

H₂S: The main source of the emission of H_2S on Earth is from life [237]. It has been, however, ruled out as a potential biosignature in atmospheres of exoplanets [238]. H_2S is also generated by volcanism. Fig. 11 illustrates the absorption spectra of H_2S at $T = 300$ K and 2000 K based on the AYT2 line list [126].

HCN: Line lists for hydrogen cyanide were some of the first calculated

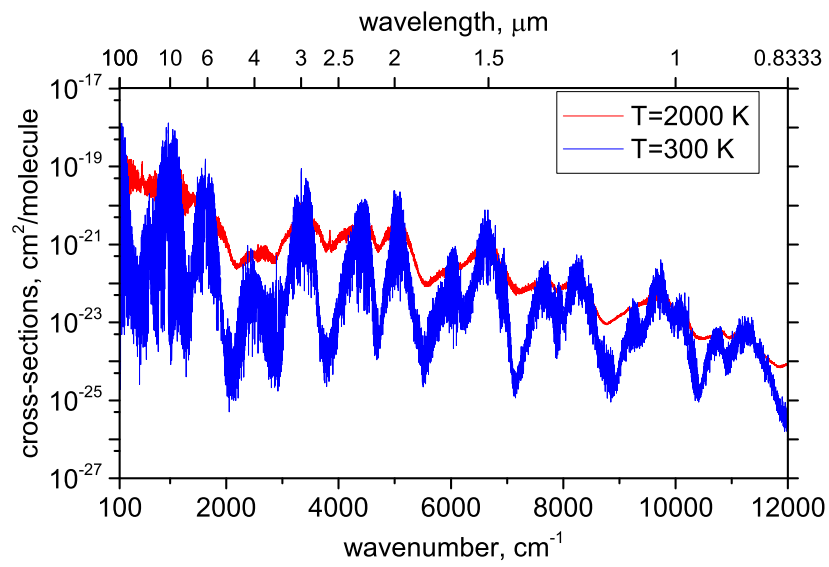


Figure 10: Absorption spectrum of NH₃ at $T = 300$ K and 2000 K simulated using the line list BYTe [135].

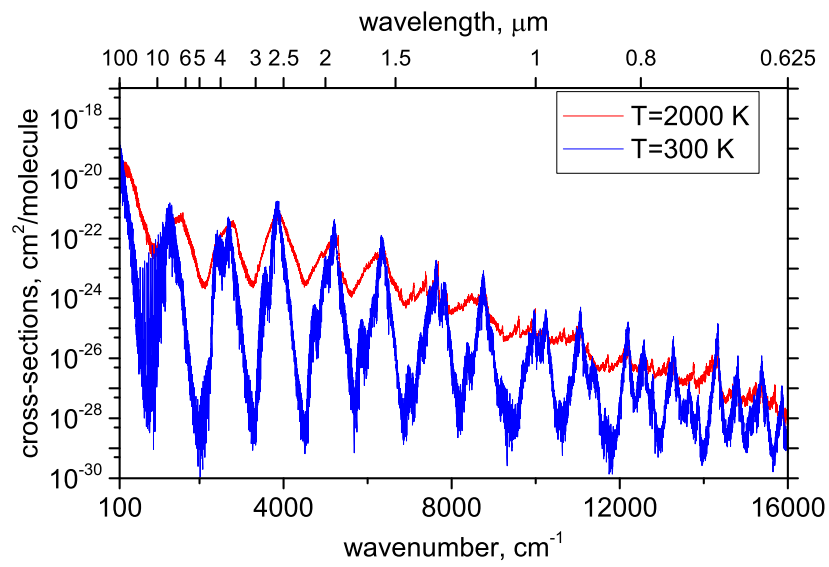


Figure 11: Absorption spectrum of H₂S at $T = 300$ K and 2000 K simulated using the ExoMol line list AYT2 [126].

using variational nuclear motion calculations [239, 132]. Indeed the first of these line lists was the basis of a ground-breaking study by Jørgensen *et al.* [240] showed that use of a comprehensive HCN line list in a model atmosphere of a ‘cool’ carbon star made a huge difference: extending the model of the atmosphere by a factor of 5, and lowering the gas pressure in the surface layers by one or two orders of magnitude. The line list created and used by Jørgensen and co-workers [239, 240] only considered HCN. However HCN is a classic isomerizing system and the HNC isomer should be thermally populated at temperatures above about 2000 K [241, 242]. More recent line lists [132, 162, 210, 163] consider both HCN and HNC together. All these line lists are based on the use of *ab initio* rather than spectroscopically-determined PESs, which can lead to significant errors in the predicted transition frequencies [243]. However the most recent line list, due to Barber *et al.* [163] used very extensive sets of experimental energy levels obtained by Mellau for both hot HCN and hot HNC [244, 245] to improve predicted frequencies to, essentially, experimental accuracy. This line list was used for the recent, tentative detection of HCN on super-Earth 55 Cancri e [38]. The line list of Barber *et al.* [163] is illustrated in Fig. 12.

CO: is the most important diatomic species in a whole range of hot atmospheres ranging from warm exoplanets to cool stars from a spectroscopic perspective. Li *et al.* [202] recently produced comprehensive line lists for the nine main isotopologues of CO. Figure 13 illustrates the absorption spectrum of the main isotopologue, $^{16}\text{C}^{12}\text{O}$.

NO: a new comprehensive line list for nitric oxide has recently been released by Wong *et al.* [160], see Fig. 14.

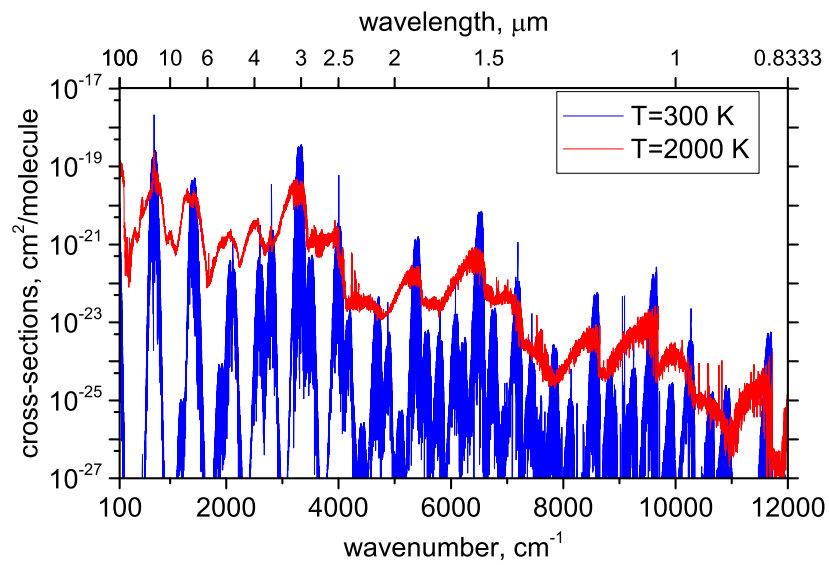


Figure 12: Absorption spectrum of the HCN/HNC system at $T = 300$ K and 2000 K simulated using the ExoMol line list [163].

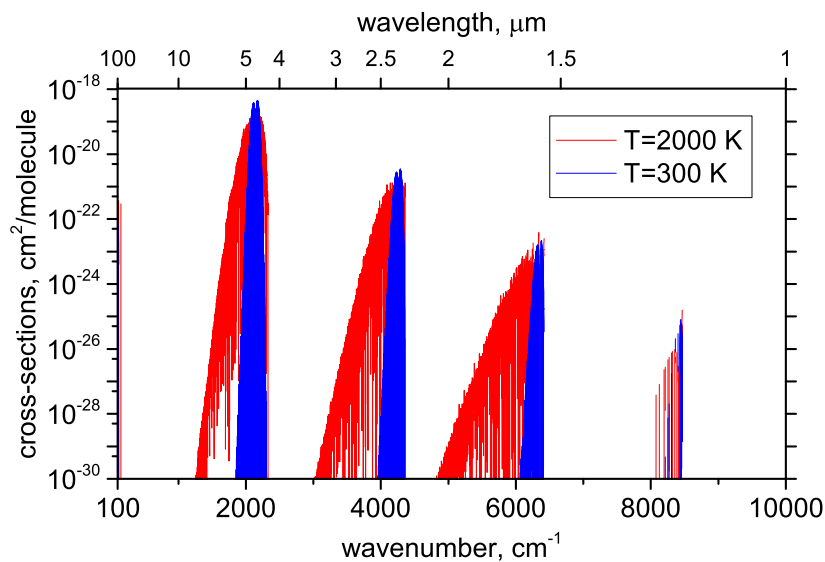


Figure 13: Absorption spectrum of CO at $T = 300$ K and 2000 K.

SiO: Figure 3 illustrates the absorption spectrum of SiO molecule. SiO is well known in sunspots [246] and is thought likely to be an important constituent of the atmosphere of hot rocky super-Earths. An IR line list for SiO available from ExoMol [63] and a less accurate UV line list is provided by Kurucz [64].

Line lists are available for both NaCl and KCl [206], see Fig. 15. However, these line lists do not consider electronic transitions, which are likely to be very strong; the line lists are therefore only useful for simulation of the spectra of these species at long (infrared) wavelengths. Figures 16 and 17 illustrate line list for species whose electronic spectra give prominent features: AlO and CaO respectively. The spectra are only shown for $T = 2000$ K as these species are unlikely to be found in the gas phase at 300 K.

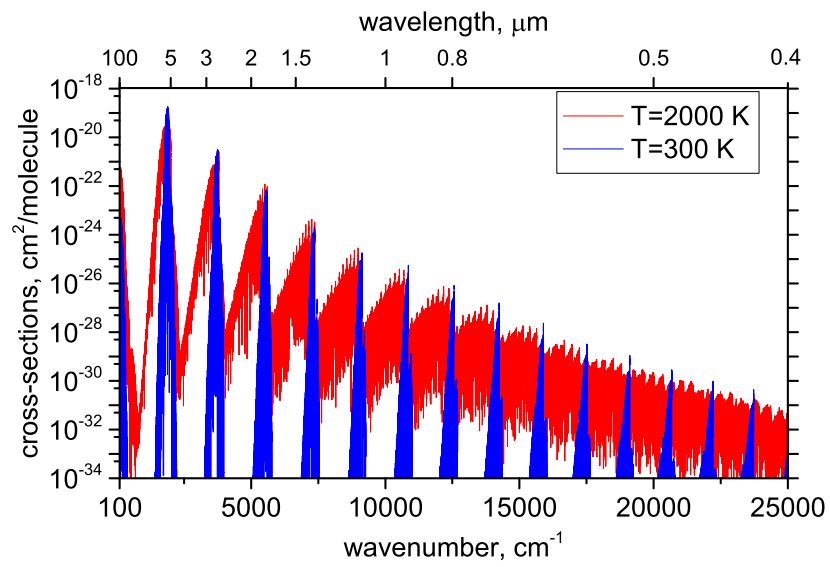


Figure 14: Absorption spectrum of NO at $T = 300$ K and 2000 K simulated using the ExoMol line list [160].

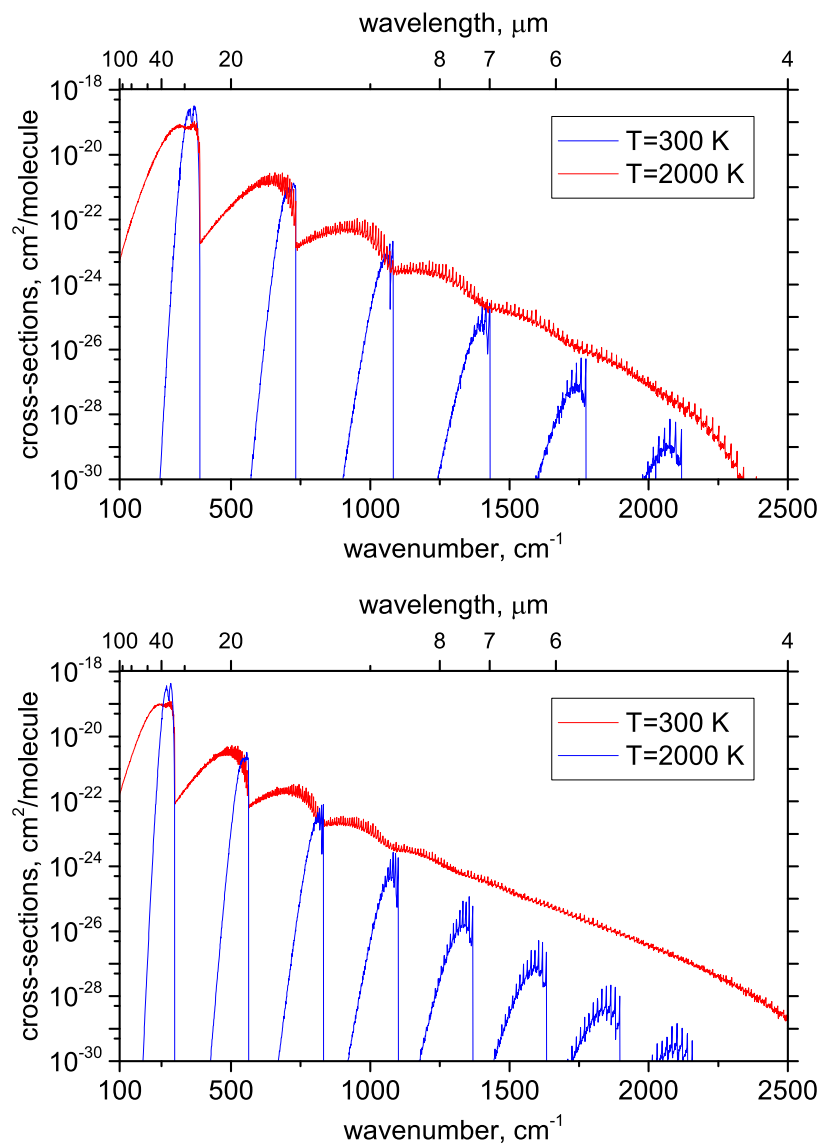


Figure 15: Infrared absorption spectra of NaCl (upper) and KCl (lower) at $T = 300$ K and 2000 K simulated using the ExoMol line list [206].

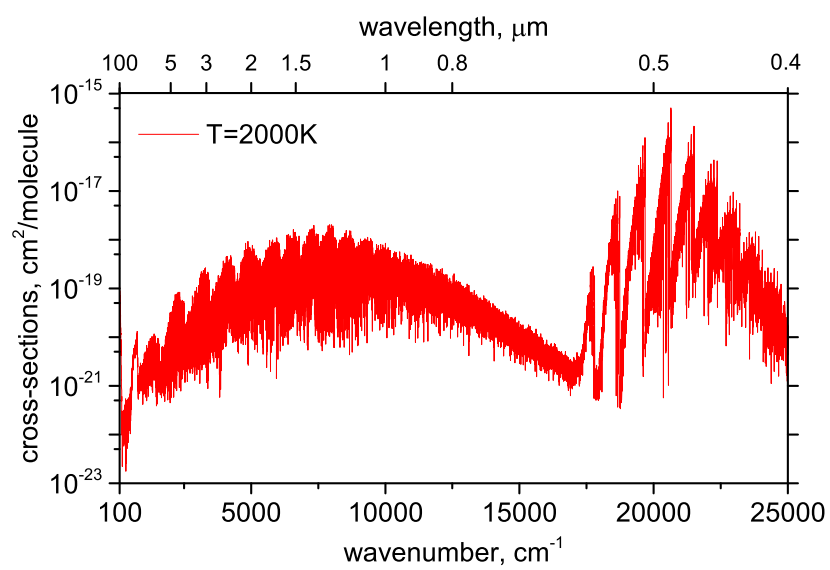


Figure 16: Absorption spectrum of AlO at $T = 2000$ K simulated using the ExoMol line list [90].

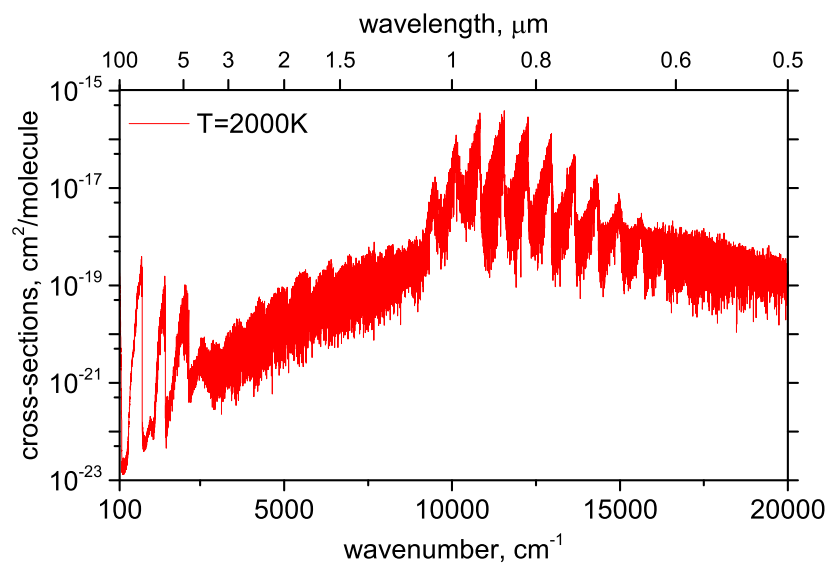


Figure 17: Absorption spectrum of CaO at $T = 2000$ K simulated using the ExoMol line list [124].

There are a number of systems which have been identified as likely to be present in the atmospheres of hot rocky super-Earths for which there are no available line lists. Indeed for most of these species, which include NaOH, KOH, SiO₂, MgO, PO₂, Mg(OH)₂, SO, ZnS (see Table 1), there is little accurate spectroscopic data of any sort. Clearly these systems will be targets of future study.

Probably the most important polyatomic molecule, at least for exoplanet and cool star research, for which there is still not a comprehensive hot line list is acetylene (HCCH). Acetylene is a linear molecule for which variational calculations are possible [247, 248] and an extensive effective Hamiltonian fit is available [249]. One would therefore expect such a line list to be provided shortly.

5. Other considerations

All the discussion above has concentrated very firmly on line spectra. However there are a number of issues which need to be considered when simulating or interpreting exoplanet spectra [251]. A discussion of procedures for this is given in Chapter 5 of the recent book by Heng [250]. General codes, such as HELIOS [251, 252] and our own ExoCross [253], are available for taking appropriate line lists and creating inputs suitable for radiative transfer codes.

The first issue to be considered is the shape of the individual spectral lines. Lines are Doppler broadened with temperature due to the thermal motion of the molecules and broadened by pressure due to collisional effects. While the total absorption by an optically thin line is conserved as function of

temperature and pressure; this is not true for optically thick lines. For these lines use of an appropriate line profile can have a dramatic effect [254, 255]. The nature of primary transit spectra, where the starlight has a long path-length through the limb of the exoplanet atmosphere, is good for maximizing sensitivity but also maximizes the likelihood of lines being saturated. This means that it is important to consider line profiles when constructing line list for exoplanet studies.

While it is straightforward to include the thermal effects via the Doppler profile; pressure effects in principle depend on the collision partners and the transition concerned. Furthermore, there has been comparatively little work on how pressure broadening behaves at high temperatures [256]. Studies are beginning to consider broadening appropriate to exoplanet atmospheres [257, 258, 259, 260]. However, thus far these studies have concentrated almost exclusively on pressure effects in hot Jupiter exoplanets, which means that molecular hydrogen and helium have been the collision partners considered. The atmospheres of hot rocky super-Earths are likely to be heavy meaning that pressure broadening will be important. Clearly there is work to be done developing appropriate pressure-broadening parameters for the atmospheres of these planets. We note, however, that line broadening parameters appropriate for studies of the atmosphere of Venus are starting to become available, largely on the basis of theory [261, 262, 263, 264].

Besides broadening, it is also necessary to consider collision induced absorption in regions where there are no spectral lines. On Earth it is known that the so-called water continuum makes an important contribution to atmospheric absorption [265]. Similarly collision induced absorption (CIA) in

by H_2 is well known to be important hydrogen atmospheres [266]. CIA has also been detected involving K-H_2 collisions [267]. What CIA processes are important in lava planets is at present uncertain.

Finally it is well-known that the spectra of many (hot Jupiter) exoplanets are devoid of significant features, at least in the NIR [53, 71]. It is thought that this is due to some mixture of clouds and aerosols, often described as hazes. Such features are likely to also form in the atmospheres of rocky exoplanets. It remains unclear precisely what effect these will have on the resulting observable spectra of the planet.

6. Conclusions

To conclude, the atmospheres of hot super-Earths are likely to be spectroscopically very different those of other types of exoplanets such as cold super-Earth or gas giant due to both the elevated temperatures and the different atmospheric constituents. This means that a range of other species, apart from the usual H_2O , CH_4 , CO_2 and CO , must be also taken into consideration. A particularly interesting molecule that is likely to feature in atmospheric retrievals is SO_2 . Detection of SO_2 could be used to differentiate super-Venus exoplanets from the broad class of super-Earths. A comprehensive line list for SO_2 is already available [56]. SiO , on other hand, is a signature of a rocky object with potentially detectable IR and UV spectral features. Another interesting species is ZnS , which can be used to differentiate clouds and hazes. At present there is no comprehensive line list for ZnS to inform this procedure.

Models of hot super-Earths suggest that these exoplanets appear to re-

semble many properties of the early Earth. An extensive literature exists on the subject of the early Earth, which can be used as a basis for accurate prediction of the properties of the hot rocky exoplanets. Super-Earths also provide a potential testbed for atmospheric models of the early Earth which, of course, are not amenable to direct observational tests. Post-impact planets may also be also very similar in chemistry and spectroscopy.

From different studies of the chemistry and spectroscopy of hot super-Earth we have identified a set of molecules suggested either as potential trace species or sources of opacities for these objects. The line list for a significant number of these species are either missing or incomplete. Our plan is systematically create line lists for these key missing molecules and include into the ExoMol database.

Acknowledgments

We thank Giovanna Tinetti, Ingo Waldmann and the members of the ExoMol team for many fruitful discussion, and Laura Schaefer for providing a figure. The ExoMol project was supported by the ERC under the Advanced Investigator Project 267219. This work was supported by the UK Science and Technology Research Council (STFC) No. ST/M001334/1. This work made extensive use of the DiRAC@Darwin and DiRAC@COSMOS HPC clusters. DiRAC is the UK HPC facility for particle physics, astrophysics and cosmology which is supported by STFC and BIS. the support of the COST action MOLIM No. CM1405. This research has made use of the NASA Exoplanet Archive, which is operated by the California Institute of Technology, under contract with the National Aeronautics and Space Administration under the

Exoplanet Exploration Program.

References

- [1] M. Gray, *Maser Sources in Astrophysics*, Cambridge Astrophysics Series, Cambridge University Press, 2012.
- [2] N. Dello Russo, M. A. DiSanti, K. Magee-Sauer, E. L. Gibb, M. J. Mumma, R. J. Barber, J. Tennyson, Accurate rotational temperature retrievals from hot-band line near $2.9 \mu\text{m}$, *Icarus* 168 (2004) 186–200.
- [3] N. Dello Russo, B. P. Bonev, M. A. DiSanti, E. L. Gibb, M. J. Mumma, K. Magee-Sauer, R. J. Barber, J. Tennyson, Water production rates, rotational temperatures and spin temperatures in comets C/1999 H1 (Lee), C/1999 S4 and C/2001 A2, *Astrophys. J.* 621 (2005) 537–544.
- [4] R. J. Barber, S. Miller, N. Dello Russo, M. J. Mumma, J. Tennyson, P. Guio, Water in the near IR spectrum of comet 8P/Tuttle, *Mon. Not. R. Astron. Soc.* 398 (2009) 1593–1600.
- [5] E. Tasker, J. Tan, K. Heng, S. Kane, D. Spiegel, The language of exoplanet ranking metrics needs to change, *Nature Astronomy* 1. doi:10.1038/s41550-017-0042.
- [6] M. Gillon, A. H. M. J. Triaud, J. J. Fortney, B. O. Demory, E. Jehin, M. Lendl, P. Magain, P. Kabath, D. Queloz, R. Alonso, D. R. Anderson, A. C. Cameron, A. Fumel, L. Hebb, C. Hellier, A. Lanotte, P. F. L. Maxted, N. Mowlavi, B. Smalley, The TRAPPIST

survey of southern transiting planets I. Thirty eclipses of the ultra-short period planet WASP-43 b, *Astron. Astrophys.* 542 (2012) A4. doi:{10.1051/0004-6361/201218817}.

- [7] R. Sanchis-Ojeda, S. Rappaport, J. N. Winn, M. C. Kotson, A. Levine, I. El Mellah, A study of the shortest-period planets found with Kepler, *Astrophys. J.* 787 (2014) 47. doi:{10.1088/0004-637X/787/1/47}.
- [8] M. Gillon, D. R. Anderson, A. Collier-Cameron, L. Delrez, C. Hellier, E. Jehin, M. Lendl, P. F. L. Maxted, F. Pepe, D. Pollacco, D. Queloz, D. Segransan, A. M. S. Smith, B. Smalley, J. Southworth, A. H. M. J. Triaud, S. Udry, V. Van Grootel, R. G. West, WASP-103 b: a new planet at the edge of tidal disruption, *Astron. Astrophys.* 562 (2014) L3. doi:{10.1051/0004-6361/201323014}.
- [9] T. E. Oberst, J. E. Rodriguez, K. D. Colon, D. Angerhausen, A. Bieryla, H. Ngo, D. J. Stevens, K. G. Stassun, B. S. Gaudi, J. Pepper, K. Penev, D. Mawet, D. W. Latham, T. M. Heintz, B. W. Osei, K. A. Collins, J. F. Kielkopf, T. Visgaitis, P. A. Reed, A. Escamilla, S. Yazdi, K. K. McLeod, L. T. Lunsford, M. Spencer, M. D. Joner, J. Gregorio, C. Gaillard, K. Matt, M. T. Dumont, D. C. Stephens, D. H. Cohen, E. L. N. Jensen, S. C. Novati, V. Bozza, J. Labadie-Bartz, R. J. Siverd, M. B. Lund, T. G. Beatty, J. D. Eastman, M. T. Penny, M. Manner, R. Zambelli, B. J. Fulton, C. Stockdale, D. L. Depoy, J. L. Marshall, R. W. Pogge, A. Gould, M. Trueblood, P. Trueblood, KELT-16b: A Highly Irradiated, Ultra-short Period

- Hot Jupiter Nearing Tidal Disruption, *Astrophys. J.* 153 (2017) 97. doi:{10.3847/1538-3881/153/3/97}.
- [10] J. Tennyson, Accurate variational calculations for line lists to model the vibration rotation spectra of hot astrophysical atmospheres, *WIREs Comput. Mol. Sci.* 2 (2012) 698–715. doi:10.1002/wcms.94.
- [11] G. Tinetti, T. Encrenaz, A. Coustenis, Spectroscopy of planetary atmospheres in our galaxy, *Astron. Astrophys. Rev.* 21 (2013) 1–65. doi:10.1007/s00159-013-0063-6.
- [12] R. J. de Kok, M. Brogi, I. A. G. Snellen, J. Birkby, S. Albrecht, E. J. W. de Mooij, Detection of carbon monoxide in the high-resolution day-side spectrum of the exoplanet HD 189733b, *Astron. Astrophys.* 554 (2013) A82. doi:10.1051/0004-6361/201321381.
- [13] J. L. Birkby, R. J. de Kok, M. Brogi, E. J. W. de Mooij, H. Schwarz, S. Albrecht, I. A. G. Snellen, Detection of water absorption in the day side atmosphere of HD 189733 b using ground-based high-resolution spectroscopy at 3.2 μ m, *Mon. Not. R. Astron. Soc.* 436 (2013) L35–L39. doi:10.1093/mnrasl/slt107.
- [14] M. Brogi, R. J. de Kok, J. L. Birkby, H. Schwarz, I. A. G. Snellen, Carbon monoxide and water vapor in the atmosphere of the non-transiting exoplanet HD 179949 b, *Astron. Astrophys.* 565 (2014) A124. doi:10.1051/0004-6361/201423537.
- [15] I. Snellen, High-dispersion spectroscopy of extrasolar planets: from CO

in hot jupiters to O₂ in exo-earths, *Phil. Trans. Royal Soc. London A* 372 (2014) 20130075. doi:10.1098/rsta.2013.0075.

- [16] J. L. Birkby, R. J. de Kok, M. Brogi, H. Schwarz, I. A. G. Snellen, Discovery of water at high spectral resolution in the atmosphere of 51 Peg b, ArXiv e-prints arXiv:1701.07257.
- [17] H. J. Hoeijmakers, R. J. de Kok, I. A. G. Snellen, M. Brogi, J. L. Birkby, H. Schwarz, A search for TiO in the optical high-resolution transmission spectrum of HD 209458b: Hindrance due to inaccuracies in the line database, *Astron. Astrophys.* 575 (2015) A20. doi:{10.1051/0004-6361/201424794}.
- [18] S. Seager, M. Kuchner, C. A. Hier-Majumder, B. Militzer, Mass-radius relationships for solid exoplanets, *Astrophys. J.* 669 (2007) 1279.
- [19] E. S. Kite, B. Fegley, L. Schaefer, E. Gaidos, Atmosphere-interior exchange on hot, rocky exoplanets, *Astrophys. J.* 828 (2016) 80.
- [20] N. Madhusudhan, M. Agundez, J. I. Moses, Y. Hu, Exoplanetary Atmospheres-Chemistry, Formation Conditions, and Habitability, *Space Sci. Rev.* 205 (2016) 285–348. doi:{10.1007/s11214-016-0254-3}.
- [21] A. Leger, D. Rouan, J. Schneider, P. Barge, M. Fridlund, B. Samuel, M. Ollivier, E. Guenther, M. Deleuil, H. J. Deeg, M. Auvergne, R. Alonso, S. Aigrain, A. Alapini, J. M. Almenara, A. Baglin, M. Barbieri, H. Bruntt, P. Borde, F. Bouchy, J. Cabrera, C. Catala, L. Carone, S. Carpano, S. Csizmadia, R. Dvorak, A. Erikson, S. Ferraz-Mello,

B. Foing, F. Fressin, D. Gandolfi, M. Gillon, P. Gondoin, O. Grasset, T. Guillot, A. Hatzes, G. Hebrard, L. Jorda, H. Lammer, A. Llebarría, B. Loeillet, M. Mayor, T. Mazeh, C. Moutou, M. Paetzold, F. Pont, D. Queloz, H. Rauer, S. Renner, R. Samadi, A. Shporer, C. Sotin, B. Tingley, G. Wuchterl, M. Adda, P. Agogu, T. Appourchaux, H. Ballans, P. Baron, T. Beaufort, R. Bellenger, R. Berlin, P. Bernardi, D. Blouin, F. Baudin, P. Bodin, L. Boissard, L. Boit, F. Bonneau, S. Borzeix, R. Briet, J. T. Buey, B. Butler, D. Cailleau, R. Cautain, P. Y. Chabaud, S. Chaintreuil, F. Chiavassa, V. Costes, V. C. Parrho, F. D. O. Fialho, M. Decaudin, J. M. Defise, S. Djalal, G. Epstein, G. E. Exil, C. Faure, T. Fenouillet, A. Gaboriaud, A. Gallic, P. Gamet, P. Gavalda, E. Grolleau, R. Gruneisen, L. Gueguen, V. Guis, V. Guivarc’h, P. Guterman, D. Hallouard, J. Hasiba, F. Heuripeau, G. Huntzinger, H. Hustaix, C. Imad, C. Imbert, B. Johlander, M. Jouret, P. Journoud, F. Karioty, L. Kerjean, V. Lafaille, L. Lafond, T. Lam-Trong, P. Landiech, V. Lapeyrere, T. Larque, P. Laudet, N. Lautier, H. Lecann, L. Lefevre, B. Leruyet, P. Levacher, A. Magnan, E. Mazy, F. Mertens, J. M. Mesnager, J. C. Meunier, J. P. Michel, W. Monjoin, D. Naudet, K. Nguyen-Kim, J. L. Orcesi, H. Ottacher, R. Perez, G. Peter, P. Plasson, J. Y. Plessier, B. Pontet, A. Pradines, C. Quentin, J. L. Reynaud, G. Rolland, F. Rollenhagen, R. Romagnan, N. Russ, R. Schmidt, N. Schwartz, I. Sebbag, G. Sedes, H. Smit, M. B. Steller, W. Sunter, C. Surace, M. Tello, D. Tiphene, P. Toulouse, B. Ulmer, O. Vandermarcq, E. Vergnault, A. Vuillemin, P. Zanatta, Transiting exoplanets from the CoRoT space mission VIII. CoRoT-7b: the

first super-Earth with measured radius, *Astron. Astrophys.* 506 (2009) 287–302. doi:10.1051/0004-6361/200911933.

- [22] N. M. Batalha, W. J. Borucki, S. T. Bryson, L. A. Buchhave, D. A. Caldwell, J. Christensen-Dalsgaard, D. Ciardi, E. W. Dunham, F. Fressin, T. N. G. III, R. L. Gilliland, M. R. Haas, S. B. Howell, J. M. Jenkins, H. Kjeldsen, D. G. Koch, D. Latham, J. J. Lissauer, G. W. Marcy, J. F. Rowe, D. D. Sasselov, S. Seager, J. Steffen, G. Torres, G. S. Basri, T. M. Brown, D. Charbonneau, J. Christiansen, B. Clarke, W. D. Cochran, A. Dupree, D. C. Fabrycky, D. Fischer, E. B. Ford, J. Fortney, F. R. Girouard, M. J. Holman, J. Johnson, H. Isaacson, T. C. Klaus, P. Machalek, A. V. Moorehead, R. C. Morehead, D. Ragozzine, P. Tenenbaum, J. Twicken, S. Quinn, J. VanCleve, L. M. Walkowicz, W. Welsh, E. Devore, A. Gould, Kepler’s first rocky planet: Kepler-10b, *Astrophys. J.* 729 (2011) 27.
- [23] T. Barclay, C. J. Burke, S. B. Howell, J. F. Rowe, D. Huber, H. Isaacson, J. M. Jenkins, R. Kolbl, G. W. Marcy, E. V. Quintana, M. Still, J. D. Twicken, S. T. Bryson, W. J. Borucki, D. A. Caldwell, D. Ciardi, B. D. Clarke, J. L. Christiansen, J. L. Coughlin, D. A. Fischer, J. Li, M. R. Haas, R. Hunter, J. J. Lissauer, F. Mullally, A. Sabale, S. E. Seader, J. C. Smith, P. Tenenbaum, A. K. M. K. Uddin, S. E. Thompson, A super-earth-sized planet orbiting in or near the habitable zone around a sun-like star, *Astrophys. J.* 768 (2013) 101.
- [24] W. J. Borucki, E. Agol, F. Fressin, L. Kaltenegger, J. Rowe, H. Isaacson, D. Fischer, N. Batalha, J. J. Lissauer, G. W. Marcy, D. Fab-

rycky, J.-M. Désert, S. T. Bryson, T. Barclay, F. Bastien, A. Boss, E. Brugamyer, L. A. Buchhave, C. Burke, D. A. Caldwell, J. Carter, D. Charbonneau, J. R. Crepp, J. Christensen-Dalsgaard, J. L. Christiansen, D. Ciardi, W. D. Cochran, E. DeVore, L. Doyle, A. K. Dupree, M. Endl, M. E. Everett, E. B. Ford, J. Fortney, T. N. Gautier, J. C. Geary, A. Gould, M. Haas, C. Henze, A. W. Howard, S. B. Howell, D. Huber, J. M. Jenkins, H. Kjeldsen, R. Kolbl, J. Kolodziejczak, D. W. Latham, B. L. Lee, E. Lopez, F. Mullally, J. A. Orosz, A. Prsa, E. V. Quintana, R. Sanchis-Ojeda, D. Sasselov, S. Seader, A. Shporer, J. H. Steffen, M. Still, P. Tenenbaum, S. E. Thompson, G. Torres, J. D. Twicken, W. F. Welsh, J. N. Winn, Kepler-62: A five-planet system with planets of 1.4 and 1.6 Earth radii in the habitable zone, *Science* 340 (2013) 587–590. doi:10.1126/science.1234702.

- [25] N. Madhusudhan, S. Redfield, Optimal measures for characterizing water-rich super-Earths, *Intern. J. Astrobiology* 14 (2015) 177–189. doi:10.1017/S1473550414000421.
- [26] T. J. David, L. A. Hillenbrand, E. A. Petigura, J. M. Carpenter, I. J. M. Crossfield, S. Hinkley, D. R. Ciardi, A. W. Howard, H. T. Isaacson, A. M. Cody, J. E. Schlieder, C. A. Beichman, S. A. Barenfeld, A neptune-sized transiting planet closely orbiting a 5-10-million-year-old star, *Nature* 534 (2016) 658–661. doi:10.1038/nature18293.
- [27] H. Alfvén, G. Arrhenius, Structure and evolutionary history of the solar system, IV, *Astrophys. Space Sci.* 29 (1974) 63–159. doi:10.1007/BF00642720.

- [28] R. E. Lupu, K. Zahnle, M. S. Marley, L. Schaefer, B. Fegley, C. Morley, K. Cahoy, R. Freedman, J. J. Fortney, The atmospheres of earthlike planets after giant impact events, *Astrophys. J.* 784 (2014) 27.
- [29] B.-O. Demory, M. Gillon, J. de Wit, N. Madhusudhan, E. Bolmont, K. Heng, T. Kataria, N. Lewis, R. Hu, J. Krick, V. Stamenković, B. Benneke, S. Kane, D. Queloz, A map of the large day-night temperature gradient of a super-Earth exoplanet, *Nature* 532 (2016) 207–209. doi:10.1038/nature17169.
- [30] A. P. Hatzes, M. Fridlund, G. Nachmani, T. Mazeh, D. Valencia, G. Hébrard, L. Carone, M. Pätzold, S. Udry, F. Bouchy, M. Deleuil, C. Moutou, P. Barge, P. Bordé, H. Deeg, B. Tingley, R. Dvorak, D. Gandolfi, S. Ferraz-Mello, G. Wuchterl, E. Guenther, T. Guillot, H. Rauer, A. Erikson, J. Cabrera, S. Csizmadia, A. Léger, H. Lammer, J. Weingrill, D. Queloz, R. Alonso, D. Rouan, J. Schneider, The Mass of CoRoT-7b, *Astrophys. J.* 743 (2011) 75. doi:10.1088/0004-637X/743/1/75.
- [31] J. A. Carter, E. Agol, W. J. Chaplin, S. Basu, T. R. Bedding, L. A. Buchhave, J. Christensen-Dalsgaard, K. M. Deck, Y. Elsworth, D. C. Fabrycky, E. B. Ford, J. J. Fortney, S. J. Hale, R. Handberg, S. Hekker, M. J. Holman, D. Huber, C. Karoff, S. D. Kawaler, H. Kjeldsen, J. J. Lissauer, E. D. Lopez, M. N. Lund, M. Lundkvist, T. S. Metcalfe, A. Miglio, L. A. Rogers, D. Stello, W. J. Borucki, S. Bryson, J. L. Christiansen, W. D. Cochran, J. C. Geary, R. L. Gilliland, M. R. Haas, J. Hall, A. W. Howard, J. M. Jenkins, T. Klaus, D. G.

- Koch, D. W. Latham, P. J. MacQueen, D. Sasselov, J. H. Steffen, J. D. Twicken, J. N. Winn, Kepler-36: A pair of planets with neighboring orbits and dissimilar densities, *Science* 337 (2012) 556. doi:10.1126/science.1223269.
- [32] A. W. Howard, R. Sanchis-Ojeda, G. W. Marcy, J. A. Johnson, J. N. Winn, H. Isaacson, D. A. Fischer, B. J. Fulton, E. Sinukoff, J. J. Fortney, A rocky composition for an Earth-sized exoplanet, *Nature* 503 (2013) 381+. doi:10.1038/nature12767.
- [33] C. Moutou, M. Deleuil, T. Guillot, A. Baglin, P. Bordé, F. Bouchy, J. Cabrera, S. Csizmadia, H. J. Deeg, CoRoT: Harvest of the exoplanet program, *Icarus* 226. doi:10.1016/j.icarus.2013.03.022.
- [34] F. Pepe, A. C. Cameron, D. W. Latham, E. Molinari, S. Udry, A. S. Bonomo, L. A. Buchhave, D. Charbonneau, R. Cosentino, C. D. Dressing, X. Dumusque, P. Figueira, A. F. M. Fiorenzano, S. Gettel, A. Harutyunyan, R. D. Haywood, K. Horne, M. Lopez-Morales, C. Lovis, L. Malavolta, M. Mayor, G. Micela, F. Motalebi, V. Nascimbeni, D. Phillips, G. Piotto, D. Pollacco, D. Queloz, K. Rice, D. Sasselov, D. Ségransan, A. Sozzetti, A. Szentgyorgyi, C. A. Watson, An Earth-sized planet with an Earth-like density, *Nature* 503 (2013) 377–380. doi:10.1038/nature12768.
- [35] L. M. Weiss, G. W. Marcy, The mass-radius relation for 65 exoplanets smaller than 4 Earth radii, *Astrophys. J. Lett.* 783 (2014) L6. doi:10.1088/2041-8205/783/1/L6.

- [36] F. Dai, J. N. Winn, P. Arriagada, R. P. Butler, J. D. Crane, J. A. Johnson, S. A. Shectman, J. K. Teske, I. B. Thompson, A. Vanderburg, R. A. Wittenmyer, Doppler monitoring of the WASP-47 multiplanet system, *Astrophys. J. Lett.* 813 (2015) L9. doi:10.1088/2041-8205/813/1/L9.
- [37] A. Leger, O. Grasset, B. Fegley, F. Codron, F. Albaredo, P. Barge, R. Barnes, P. Cance, S. Carpy, F. Catalano, C. Cavarroc, O. Demangeon, S. Ferraz-Mello, P. Gabor, J. M. Griessmeier, J. Leibacher, G. Libourel, A. S. Maurin, S. N. Raymond, D. Rouan, B. Samuel, L. Schaefer, J. Schneider, P. A. Schuller, F. Selsis, C. Sotin, The extreme physical properties of the CoRoT-7b super-Earth, *Icarus* 213 (2011) 1–11. doi:10.1016/j.icarus.2011.02.004.
- [38] A. Tsiaras, M. Rocchetto, I. P. Waldmann, G. Tinetti, R. Varley, G. Morello, E. J. Barton, S. N. Yurchenko, J. Tennyson, Detection of an atmosphere around the super-Earth 55 Cancri e, *Astrophys. J.* 820 (2016) 99. doi:10.3847/0004-637X/820/2/99.
- [39] B.-O. Demory, M. Gillon, S. Seager, B. Benneke, D. Deming, B. Jackson, Detection of thermal emission from a super-Earth, *Astrophys. J. Lett.* 751 (2012) L28. doi:10.1088/2041-8205/751/2/L28.
- [40] T. Barclay, J. F. Rowe, J. J. Lissauer, D. Huber, F. Fressin, S. B. Howell, S. T. Bryson, W. J. Chaplin, J.-M. Désert, E. D. Lopez, G. W. Marcy, F. Mullally, D. Ragozzine, G. Torres, E. R. Adams, E. Agol, D. Barrado, S. Basu, T. R. Bedding, L. A. Buchhave, D. Charbonneau, J. L. Christiansen, J. Christensen-Dalsgaard, D. Ciardi, W. D.

- Cochran, A. K. Dupree, Y. Elsworth, M. Everett, D. A. Fischer, E. B. Ford, J. J. Fortney, J. C. Geary, M. R. Haas, R. Handberg, S. Hekker, C. E. Henze, E. Horch, A. W. Howard, R. C. Hunter, H. Isaacson, J. M. Jenkins, C. Karoff, S. D. Kawaler, H. Kjeldsen, T. C. Klaus, D. W. Latham, J. Li, J. Lillo-Box, M. N. Lund, M. Lundkvist, T. S. Metcalfe, A. Miglio, R. L. Morris, E. V. Quintana, D. Stello, J. C. Smith, M. Still, S. E. Thompson, A sub-Mercury-sized exoplanet, *Nature* 494 (2013) 452–454. [arXiv:1305.5587](#), [doi:10.1038/nature11914](#).
- [41] D. Charbonneau, Z. K. Berta, J. Irwin, C. J. Burke, P. Nutzman, L. A. Buchhave, C. Lovis, X. Bonfils, D. W. Latham, S. Udry, R. A. Murray-Clay, M. J. Holman, E. E. Falco, J. N. Winn, D. Queloz, F. Pepe, M. Mayor, X. Delfosse, T. Forveille, A super-Earth transiting a nearby low-mass star, *Nature* 462 (2009) 891–894. [arXiv:0912.3229](#), [doi:10.1038/nature08679](#).
- [42] J. L. Bean, E. M.-R. Kempton, D. Homeier, A ground-based transmission spectrum of the super-Earth exoplanet GJ 1214b, *Nature* 468 (2010) 669–672. [doi:10.1038/nature09596](#).
- [43] A. R. Howe, A. S. Burrows, Theoretical transit spectra for GJ1214b and other super-Earths, *Astrophys. J.* 756 (2012) 176.
- [44] K. J. Zahnle, J. F. Kasting, J. B. Pollack, Evolution of a steam atmosphere during earth’s accretion, *Icarus* 74 (1988) 62 – 97. [doi:10.1016/0019-1035\(88\)90031-0](#).

- [45] E. W. Sawyer, B. Cesare, M. Brown, When the continental crust melts, *Elements* 7 (4) (2011) 229–234. doi:10.2113/gselements.7.4.229.
- [46] L. Schaefer, K. Lodders, B. Fegley, Jr., Vaporization of the earth: Application to exoplanet atmospheres, *Astrophys. J.* 755 (2012) 41. doi:10.1088/0004-637X/755/1/41.
- [47] B. Fegley, N. S. Jacobson, K. B. Williams, J. M. C. Plane, L. Schaefer, K. Lodders, Solubility of rock in steam atmospheres of planets, *Astrophys. J.* 824 (2016) 103.
- [48] T. Matsui, Y. Abe, Evolution of an impact-induced atmosphere and magma ocean on the accreting earth, *Nature* 319 (1986) 303–305. doi:10.1038/319303a0.
- [49] Y. Abe, T. Matsui, Evolution of an impact-generated H₂O-CO₂ atmosphere and formation of a hot proto-ocean on Earth., *J. Atmos. Sci.* 45 (1988) 3081–3101.
- [50] J. F. Kasting, Runaway and moist greenhouse atmospheres and the evolution of earth and venus, *Icarus* 74 (1988) 472 – 494. doi:10.1016/0019-1035(88)90116-9.
- [51] L. T. Elkins-Tanton, S. Seager, Ranges of atmospheric mass and composition of super-Earth exoplanets, *Astrophys. J.* 685 (2008) 1237–1246.
- [52] T. Lebrun, H. Massol, E. Chassefière, A. Davaille, E. Marcq, P. Sarda, F. Leblanc, G. Brandeis, Thermal evolution of an early magma ocean in

- interaction with the atmosphere, *J. Geophys. Res.: Planets* 118 (2013) 1155–1176. doi:10.1002/jgre.20068.
- [53] D. K. Sing, J. J. Fortney, N. Nikolov, H. R. Wakeford, T. Kataria, T. M. Evans, S. Aigrain, G. E. Ballester, A. S. Burrows, D. Deming, J.-M. Desert, N. P. Gibson, G. W. Henry, C. M. Huitson, H. A. Knutson, A. L. des Etangs, F. Pont, A. P. Showman, A. Vidal-Madjar, M. H. Williamson, P. A. Wilson, A continuum from clear to cloudy hot-jupiter exoplanets without primordial water depletion, *Nature* 529 (2016) 59–62. doi:10.1038/nature16068.
- [54] L. Kaltenegger, D. Sasselov, Detecting planetary geochemical cycles on exoplanets: Atmospheric signatures and the case of SO₂, *Astrophys. J.* 708 (2010) 1162.
- [55] L. Schaefer, B. Fegley Jr, Atmospheric chemistry of venus-like exoplanets, *Astrophys. J.* 729 (2011) 6.
- [56] D. S. Underwood, J. Tennyson, S. N. Yurchenko, X. Huang, D. W. Schwenke, T. J. Lee, S. Clausen, A. Fateev, ExoMol line lists XIV: A line list for hot SO₂, *Mon. Not. R. Astron. Soc.* 459 (2016) 3890–3899. doi:10.1093/mnras/stw849.
- [57] L. Kaltenegger, W. G. Henning, D. D. Sasselov, Detecting volcanism on extrasolar planets, *Astrophys. J.* 140 (2010) 1370.
- [58] S. L. Miller, H. C. Urey, Organic compound syntheses on the primitive Earth, *Science* 130 (1959) 245–251. doi:10.1126/science.130.3370.245.

- [59] A. Ardaseva, P. B. Rimmer, I. Waldmann, M. Rocchetto, S. N. Yurchenko, C. Helling, J. Tennyson, Lightning Chemistry on Earth-like Exoplanets, *Mon. Not. R. Astron. Soc.*
- [60] J. I. Moses, Chemical kinetics on extrasolar planets, *Phil. Trans. Royal Soc. London A* 372 (2014) 20130073.
- [61] Y. Ito, M. Ikoma, H. Kawahara, H. Nagahara, Y. Kawashima, T. Nakamoto, Theoretical emission spectra of atmospheres of hot rocky super-earths, *Astrophys. J.* 801 (2015) 144. doi:10.1088/0004-637X/801/2/144.
- [62] B. Samuel, J. Leconte, D. Rouan, F. Forget, A. Leger, J. Schneider, Constraining physics of very hot super-Earths with the James Webb Telescope. The case of CoRot-7b, *Astron. Astrophys.* 563 (2014) A103. doi:10.1051/0004-6361/201321039.
- [63] E. J. Barton, S. N. Yurchenko, J. Tennyson, ExoMol Molecular linelists – II. The ro-vibrational spectrum of SiO, *Mon. Not. R. Astron. Soc.* 434 (2013) 1469–1475.
- [64] R. L. Kurucz, Including all the lines, *Can. J. Phys.* 89 (2011) 417–428.
- [65] L. Schaefer, R. D. Wordsworth, Z. Berta-Thompson, D. Sasselov, Predictions of the atmospheric composition of gj 1132b, *Astrophys. J.* 829 (2016) 63.
- [66] A. V. Plyasunov, Thermodynamics of $\text{Si}(\text{OH})_4$ in the vapor phase of water: Henry’s and vapor-liquid distribution constants, fugacity and

- cross virial coefficients, *Geochim. Cosmochim. Acta* 77 (2012) 215 – 231. doi:10.1016/j.gca.2011.11.019.
- [67] C. A. Alexander, J. S. Ogden, A. Levy, Transpiration study of magnesium oxide, *J. Chem. Phys.* 39 (1963) 3057–3060. doi:10.1063/1.1734143.
- [68] G. Balducci, G. De Maria, M. Guido, V. Piacente, Dissociation energy of TiO and TiO₂ gaseous molecules, *J. Chem. Phys.* 56 (1972) 3422–3426. doi:10.1063/1.1677715.
- [69] F. Allard, P. H. Hauschildt, D. R. Alexander, S. Starrfield, Model atmospheres of very low mass stars and brown dwarfs, *Annu. Rev. Astron. Astrophys.* 35 (1997) 137–177.
- [70] J. M. Desert, A. Vidal-Madjar, A. L. des Etangs, D. Sing, D. Ehrenreich, G. Hebrard, R. Ferlet, TiO and VO broad band absorption features in the optical spectrum of the atmosphere of the hot-Jupiter HD 209458b, *Astron. Astrophys.* 492 (2008) 585–592. doi:10.1051/0004-6361:200810355.
- [71] A. Tsiaras, I. P. Waldmann, T. Zingales, M. Rocchetto, G. Morello, M. Damiano, K. Karpouzias, G. Tinetti, L. K. McKemmish, J. Tennyson, S. N. Yurchenko, A population study of hot Jupiter atmospheres, *Astrophys. J.*
- [72] A. C. Barr, M. B. Syal, Formation of Massive Rocky Exomoons by Giant Impact, *Mon. Not. R. Astron. Soc.* doi:10.1093/mnras/stx078.

- [73] C. V. Morley, J. J. Fortney, M. S. Marley, K. Zahnle, M. Line, E. Kempton, N. Lewis, K. Cahoy, Thermal emission and reflected light spectra of super Earths with flat transmission spectra, *Astrophys. J.* 815 (2015) 110. doi:10.1088/0004-637X/815/2/110.
- [74] D. Rouan, H. J. Deeg, O. Demangeon, B. Samuel, C. Cavarroc, B. Fegley, A. Leger, The orbital phases and secondary transits of Kepler-10b. a physical interpretation based on the lava-ocean planet model, *Astrophys. J. Lett.* 741 (2011) L30. doi:10.1088/2041-8205/741/2/L30.
- [75] B.-O. Demory, The albedos of Kepler's close-in super-Earths, *Astrophys. J. Lett.* 789 (2014) L20. doi:10.1088/2041-8205/789/1/L20.
- [76] Hoeijmakers, H. J., de Kok, R. J., Snellen, I. A. G., Brogi, M., Birkby, J. L., Schwarz, H., A search for TiO in the optical high-resolution transmission spectrum of HD 209458b: Hindrance due to inaccuracies in the line database, *Astron. Astrophys.* 575 (2015) A20. doi:10.1051/0004-6361/201424794.
- [77] A. Vidal-Madjar, A. L. des Etangs, J. M. Desert, G. E. Ballester, R. Ferlet, G. Hebrand, M. Mayor, An extended upper atmosphere around the extrasolar planet HD209458b, *Nature* 422 (2003) 143–146. doi:10.1038/nature01448.
- [78] D. Charbonneau, T. M. Brown, R. W. Noyes, R. L. Gilliland, Detection of an extrasolar planet atmosphere, *Astrophys. J.* 568 (2002) 377–384. doi:10.1086/338770.

- [79] V. Bourrier, A. Lecavelier des Etangs, A. Vidal-Madjar, The Mg I line: a new probe of the atmospheres of evaporating exoplanets, *Astron. Astrophys.* 573 (2015) A11. doi:{10.1051/0004-6361/201323266}.
- [80] L. Fossati, C. A. Haswell, C. S. Froning, L. Hebb, S. Holmes, U. Kolb, C. Helling, A. Carter, P. Wheatley, A. C. Cameron, B. Loeillet, D. Pollacco, R. Street, H. C. Stempels, E. Simpson, S. Udry, Y. C. Joshi, R. G. West, I. Skillen, D. Wilson, Metals in the exosphere of the highly irradiated planet Wasp-12b, *Astrophys. J.* 714 (2010) L222–L227. doi:{10.1088/2041-8205/714/2/L222}.
- [81] S. Yu, B. J. Drouin, C. E. Miller, High resolution spectral analysis of oxygen. IV. Energy levels, partition sums, band constants, RKR potentials, Franck-Condon factors involving the X $^3\Sigma_g^-$, a $^1\Delta_g$ and b $^1\Sigma_g^+$ states, *J. Chem. Phys.* 141 (2014) 174302. doi:{10.1063/1.4900510}.
- [82] J. S. A. Brooke, P. F. Bernath, C. M. Western, C. Sneden, M. Afar, G. Li, I. E. Gordon, Line strengths of rovibrational and rotational transitions in the ground state of {OH}, *J. Quant. Spectrosc. Radiat. Transf.* 138 (2016) 142–157. doi:10.1016/j.jqsrt.2015.07.021.
- [83] R. J. Le Roy, LEVEL: A Computer Program for Solving the Radial Schrödinger Equation for Bound and Quasibound Levels (2017). doi:10.1016/j.jqsrt.2016.05.028.
- [84] S. N. Yurchenko, L. Lodi, J. Tennyson, A. V. Stolyarov, Duo: a general program for calculating spectra of diatomic molecules, *Comput. Phys. Commun.* 202 (2016) 262–275. doi:10.1016/j.cpc.2015.12.021.

- [85] B. Yadin, T. Vaness, P. Conti, C. Hill, S. N. Yurchenko, J. Tennyson, ExoMol Molecular linelists: I The rovibrational spectrum of BeH, MgH and CaH the $X^2\Sigma^+$ state, *Mon. Not. R. Astron. Soc.* 425 (2012) 34–43.
- [86] J. Tennyson, L. Lodi, L. K. McKemmish, S. N. Yurchenko, The ab initio calculation of spectra of open shell diatomic molecules, *J. Phys. B: At. Mol. Opt. Phys.* 49 (2016) 102001.
- [87] L. K. McKemmish, S. N. Yurchenko, J. Tennyson, Ab initio calculations to support accurate modelling of the rovibronic spectroscopy calculations of vanadium monoxide (VO), *Mol. Phys.* 114 (2016) 3232–3248. doi:10.1080/00268976.2016.1225994.
- [88] C. N. Sakellaris, E. Miliordos, A. Mavridis, First principles study of the ground and excited states of FeO, FeO⁺, and FeO⁻, *J. Chem. Phys.* 134 (2011) 234308. doi:10.1063/1.3598529.
- [89] A. T. Patrascu, C. Hill, J. Tennyson, S. N. Yurchenko, Study of the electronic and rovibronic structure of the $X^2\Sigma^+$ $A^2\Pi$ and $B^2\Sigma^+$ states of AlO, *J. Chem. Phys.* 141 (2014) 144312. doi:10.1063/1.4897484.
- [90] A. T. Patrascu, J. Tennyson, S. N. Yurchenko, ExoMol molecular linelists: VIII: The spectrum of AlO, *Mon. Not. R. Astron. Soc.* 449 (2015) 3613–3619. doi:10.1093/mnras/stv507.
- [91] F. Allard, P. H. Hauschildt, D. Schwenke, TiO and H₂O absorption lines in cool stellar atmospheres, *Astrophys. J.* 540 (2000) 1005–1015. doi:10.1086/309366.

- [92] B. Plez, A new TiO line list, *Astron. Astrophys.* 337 (1998) 495–500.
- [93] D. W. Schwenke, Opacity of TiO from a coupled electronic state calculation parametrized by ab initio and experimental data, *Faraday Discuss.* 109 (1998) 321–334. doi:10.1039/a800070k.
- [94] R. J. Hargreaves, G. Li, P. F. Bernath, Hot NH₃ spectra for astrophysical applications, *Astrophys. J.* 735 (2012) 111.
- [95] R. J. Hargreaves, G. Li, P. F. Bernath, Ammonia line lists from 1650 to 4000 cm⁻¹, *J. Quant. Spectrosc. Radiat. Transf.* 113 (2012) 670–679.
- [96] R. J. Hargreaves, C. A. Beale, L. Michaux, M. Irfan, P. F. Bernath, Hot methane line lists for exoplanet and brown dwarf atmospheres, *Astrophys. J.* 757 (2012) 46. doi:10.1088/0004-637X/757/1/46.
- [97] R. J. Hargreaves, P. F. Bernath, J. Bailey, M. Dulick, Empirical line lists and absorption cross sections for methane at high temperatures, *Astrophys. J.* 813 (2015) 12.
- [98] C. Hill, S. N. Yurchenko, J. Tennyson, Temperature-dependent molecular absorption cross sections for exoplanets and other atmospheres, *Icarus* 226 (2013) 1673–1677.
- [99] X. Huang, R. R. Gamache, R. S. Freedman, D. W. Schwenke, T. J. Lee, Reliable infrared line lists for 13 CO₂ isotopologues up to E = 18,000 cm⁻¹ and 1500 K, with line shape parameters, *J. Quant. Spectrosc. Radiat. Transf.* 147 (2014) 134–144. doi:{10.1016/j.jqsrt.2014.05.015}.

- [100] X. Huang, D. W. Schwenke, T. J. Lee, Empirical infrared line lists for five SO₂ isotopologues: (SO₂)-S-32/33/34/36-O-16 and (SO₂)-S-32-O-18, *J. Mol. Spectrosc.* 311 (2016) 19–24. doi:10.1016/j.jms.2015.01.010.
- [101] M. Rey, A. V. Nikitin, Y. L. Babikov, V. G. Tyuterev, Theorets an information system for theoretical spectra based on variational predictions from molecular potential energy and dipole moment surfaces, *J. Mol. Spectrosc.* 327 (2016) 138–158. doi:10.1016/j.jms.2016.04.006.
- [102] J. Tennyson, S. N. Yurchenko, ExoMol: molecular line lists for exoplanet and other atmospheres, *Mon. Not. R. Astron. Soc.* 425 (2012) 21–33. doi:10.1111/j.1365-2966.2012.21440.x.
- [103] J. Tennyson, S. N. Yurchenko, A. F. Al-Refaie, E. J. Barton, K. L. Chubb, P. A. Coles, S. Diamantopoulou, M. N. Gorman, C. Hill, A. Z. Lam, L. Lodi, L. K. McKemmish, Y. Na, A. Owens, O. L. Polyansky, T. Rivlin, C. Sousa-Silva, D. S. Underwood, A. Yachmenev, E. Zak, The ExoMol database: molecular line lists for exoplanet and other hot atmospheres, *J. Mol. Spectrosc.* 327 (2016) 73–94. doi:10.1016/j.jms.2016.05.002.
- [104] L. S. Rothman, I. E. Gordon, Y. Babikov, A. Barbe, D. C. Benner, P. F. Bernath, M. Birk, L. Bizzocchi, V. Boudon, L. R. Brown, A. Campargue, K. Chance, E. A. Cohen, L. H. Coudert, V. M. Devi, B. J. Drouin, A. Fayt, J.-M. Flaud, R. R. Gamache, J. J. Harrison, J.-M. Hartmann, C. Hill, J. T. Hodges, D. Jacquemart, A. Jolly, J. Lamouroux, R. J.

- Le Roy, G. Li, D. A. Long, O. M. Lyulin, C. J. Mackie, S. T. Massie, S. Mikhailenko, H. S. P. Müller, O. V. Naumenko, A. V. Nikitin, J. Orphal, V. Perevalov, A. Perrin, E. R. Polovtseva, C. Richard, M. A. H. Smith, E. Starikova, K. Sung, S. Tashkun, J. Tennyson, G. C. Toon, V. G. Tyuterev, G. Wagner, The *HITRAN* 2012 molecular spectroscopic database, *J. Quant. Spectrosc. Radiat. Transf.* 130 (2013) 4 – 50. doi:10.1016/jqsrt.2013.07.002.
- [105] M. Rey, A. V. Nikitin, V. G. Tyuterev, Theoretical hot methane line lists up to T=2000 K for astrophysical applications, *Astrophys. J.* 789 (2014) 2. doi:{10.1088/0004-637X/789/1/2}.
- [106] S. N. Yurchenko, J. Tennyson, ExoMol line lists IV: The rotation-vibration spectrum of methane up to 1500 K, *Mon. Not. R. Astron. Soc.* 440 (2014) 1649–1661.
- [107] I. E. Gordon et al., The *HITRAN* 2016 molecular spectroscopic database, *J. Quant. Spectrosc. Radiat. Transf.*
- [108] L. Lodi, J. Tennyson, Theoretical methods for small-molecule ro-vibrational spectroscopy, *J. Phys. B: At. Mol. Opt. Phys.* 43 (2010) 133001.
- [109] E. A. Engel, N. Doss, G. J. Harris, J. Tennyson, An opacity for HeH⁺ and its effect on models of cool, metal poor stars, *Mon. Not. R. Astron. Soc.* 357 (2005) 471–477.
- [110] T. Sochi, J. Tennyson, A computed line list for the H₂D⁺ molecular ion, *Mon. Not. R. Astron. Soc.* 405 (2010) 2345–2350.

- [111] I. I. Mizus, A. Alijah, N. F. Zobov, A. A. Kyuberis, S. N. Yurchenko, J. Tennyson, O. L. Polyansky, ExoMol molecular line lists XXI: a comprehensive line list for H_3^+ , *Mon. Not. R. Astron. Soc.* 468 (2017) 1717–1725. doi:10.1093/mnras/stx502.
- [112] A. E. Lynas-Gray, S. Miller, J. Tennyson, Infra red transition intensities for water: a comparison of *ab initio* and fitted dipole moment surfaces, *J. Mol. Spectrosc.* 169 (1995) 458–467.
- [113] L. Lodi, J. Tennyson, O. L. Polyansky, A global, high accuracy *ab initio* dipole moment surface for the electronic ground state of the water molecule, *J. Chem. Phys.* 135 (2011) 034113. doi:10.1063/1.3604934.
- [114] O. L. Polyansky, K. Bielska, M. Ghysels, L. Lodi, N. F. Zobov, J. T. Hodges, J. Tennyson, High accuracy CO_2 line intensities determined from theory and experiment, *Phys. Rev. Lett.* 114 (2015) 243001. doi:10.1103/PhysRevLett.114.243001.
- [115] X. Huang, D. W. Schwenke, T. J. Lee, Rovibrational spectra of ammonia. I. Unprecedented accuracy of a potential energy surface used with nonadiabatic corrections, *J. Chem. Phys.* 134 (2011) 044320. doi:10.1063/1.3541351.
- [116] X. Huang, D. W. Schwenke, S. A. Tashkun, T. J. Lee, An isotopic-independent highly accurate potential energy surface for CO_2 isotopologues and an initial $^{12}\text{C}^{16}\text{O}_2$ infrared line list, *J. Chem. Phys.* 136 (2012) 124311. doi:10.1063/1.3697540.

- [117] X. Huang, D. W. Schwenke, T. J. Lee, Highly accurate potential energy surface, dipole moment surface, rovibrational energy levels, and infrared line list for $^{32}\text{S}^{16}\text{O}_2$ up to 8000 cm^{-1} , *J. Chem. Phys.* 140 (2014) 114311. doi:10.1063/1.4868327.
- [118] S. N. Yurchenko, R. J. Barber, J. Tennyson, W. Thiel, P. Jensen, Towards efficient refinement of molecular potential energy surfaces: Ammonia as a case study, *J. Mol. Spectrosc.* 268 (2011) 123–129. doi:10.1016/j.jms.2011.04.005.
- [119] J. Tennyson, M. A. Kostin, P. Barletta, G. J. Harris, O. L. Polyansky, J. Ramanlal, N. F. Zobov, DVR3D: a program suite for the calculation of rotation-vibration spectra of triatomic molecules, *Comput. Phys. Commun.* 163 (2004) 85–116.
- [120] S. N. Yurchenko, W. Thiel, P. Jensen, Theoretical ROVibrational Energies (TROVE): A robust numerical approach to the calculation of rovibrational energies for polyatomic molecules, *J. Mol. Spectrosc.* 245 (2007) 126–140. doi:10.1016/j.jms.2007.07.009.
- [121] A. Yachmenev, S. N. Yurchenko, Automatic differentiation method for numerical construction of the rotational-vibrational hamiltonian as a power series in the curvilinear internal coordinates using the eckart frame, *J. Chem. Phys.* 143 (2015) 014105. doi:10.1063/1.4923039.
- [122] J. Tennyson, S. N. Yurchenko, The ExoMol project: Software for computing molecular line lists, *Intern. J. Quantum Chem.* 117 (2017) 92–103. doi:10.1002/qua.25190.

- [123] L. Lodi, S. N. Yurchenko, J. Tennyson, The calculated rovibronic spectrum of scandium hydride, ScH, Mol. Phys. 113 (2015) 1559–1575. doi:10.1080/00268976.2015.1029996.
- [124] S. N. Yurchenko, A. Blissett, U. Asari, M. Vasilios, C. Hill, J. Tennyson, ExoMol Molecular linelists – XIII. The spectrum of CaO, Mon. Not. R. Astron. Soc. 456 (2016) 4524–4532. doi:10.1093/mnras/stv2858.
- [125] L. K. McKemmish, S. N. Yurchenko, J. Tennyson, ExoMol Molecular linelists – XVIII. The spectrum of Vanadium Oxide, Mon. Not. R. Astron. Soc. 463 (2016) 771–793. doi:10.1093/mnras/stw1969.
- [126] A. A. A. Azzam, S. N. Yurchenko, J. Tennyson, O. V. Naumenko, ExoMol line lists XVI: A Hot Line List for H₂S, Mon. Not. R. Astron. Soc. 460 (2016) 4063–4074. doi:10.1093/mnras/stw1133.
- [127] E. Zak, J. Tennyson, O. L. Polyansky, L. Lodi, S. A. Tashkun, V. I. Perevalov, A room temperature CO₂ line list with *ab initio* computed intensities, J. Quant. Spectrosc. Radiat. Transf. 177 (2016) 31–42. doi:10.1016/j.jqsrt.2015.12.022.
- [128] E. J. Zak, J. Tennyson, O. L. Polyansky, L. Lodi, N. F. Zobov, S. A. Tashkun, V. I. Perevalov, Room temperature line lists for CO₂ symmetric isotopologues with *ab initio* computed intensities, J. Quant. Spectrosc. Radiat. Transf. 189 (2017) 267 – 280. doi:10.1016/j.jqsrt.2016.11.022.
- [129] E. J. Zak, J. Tennyson, O. L. Polyansky, L. Lodi, N. F. Zobov, S. A. Tashkun, V. I. Perevalov, Room temperature

- line lists for CO₂ asymmetric isotopologues with *ab initio* computed intensities, J. Quant. Spectrosc. Radiat. Transf. (2017) in press doi:10.1016/j.jqsrt.2017.01.037.
- [130] O. L. Polyansky, A. A. Kyuberis, L. Lodi, J. Tennyson, R. I. Ovsyanikov, N. Zobov, ExoMol molecular line lists XIX: high accuracy computed line lists for H₂¹⁷O and H₂¹⁸O, Mon. Not. R. Astron. Soc. 466 (2016) 1363–1371. doi:10.1093/mnras/stw3125.
- [131] O. L. Polyansky, A. A. Kyuberis, L. Lodi, J. Tennyson, R. I. Ovsyanikov, N. Zobov, S. N. Yurchenko, ExoMol molecular line lists XXII: a complete high-accuracy line list for water, Mon. Not. R. Astron. Soc.
- [132] G. J. Harris, O. L. Polyansky, J. Tennyson, Opacity data for HCN and HNC from a new *ab initio* linelist, Astrophys. J. 578 (2002) 657–663. doi:10.1086/342318.
- [133] B. C. Silva, P. Barletta, J. J. Munro, J. Tennyson, Resonant States of H₃⁺ and D₂H⁺, J. Chem. Phys. 128 (2008) 244312.
- [134] E. J. Zak, , J. Tennyson, Calculated rovibrationally resolved electronic spectra of triatomic molecules: SO₂ as an example, J. Chem. Phys.
- [135] S. N. Yurchenko, R. J. Barber, J. Tennyson, A variationally computed hot line list for NH₃, Mon. Not. R. Astron. Soc. 413 (2011) 1828–1834. doi:10.1111/j.1365-2966.2011.18261.x.
- [136] C. Sousa-Silva, N. Hesketh, S. N. Yurchenko, C. Hill, J. Tennyson, High Temperature partition functions and thermodynamic data for ammonia

- and phosphine, *J. Quant. Spectrosc. Radiat. Transf.* 142 (2014) 66–74. doi:10.1016/j.jqsrt2014.03.012.
- [137] C. Sousa-Silva, A. F. Al-Refaie, J. Tennyson, S. N. Yurchenko, ExoMol line lists VIII: A Hot Line List for Phosphine, *Mon. Not. R. Astron. Soc.* 446 (2015) 2337–2347. doi:10.1093/mnras/stu2246.
- [138] A. F. Al-Refaie, S. N. Yurchenko, A. Yachmenev, J. Tennyson, ExoMol line lists IX: A variationally computed line-list for hot formaldehyde, *Mon. Not. R. Astron. Soc.* 448 (2015) 1704–1714. doi:10.1093/mnras/stv091.
- [139] A. F. Al-Refaie, R. I. Ovsyannikov, O. L. Polyansky, S. N. Yurchenko, J. Tennyson, A variationally calculated room temperature line-list for H₂O₂, *J. Mol. Spectrosc.* 318 (2015) 84–90. doi:10.1016/j.jms.2015.10.004.
- [140] D. S. Underwood, J. Tennyson, S. N. Yurchenko, S. Clausen, A. Fateev, ExoMol line lists XVII: A line list for hot SO₃, *Mon. Not. R. Astron. Soc.* 462 (2016) 4300–4313. doi:10.1093/mnras/stw1828.
- [141] S. N. Yurchenko, J. Tennyson, D. S. Amundsen, I. P. Waldmann, A hybrid line list for CH₄ and hot methane continuum, *Astron. Astrophys.*
- [142] A. F. Al-Refaie, J. Tennyson, S. N. Yurchenko, GPU Accelerated INTensities MPI (GAIN-MPI): A new method of computing Einstein-A coefficients, *Comput. Phys. Commun.* 214 (2017) 216–224. doi:10.1016/j.cpc.2017.01.013.

- [143] K. L. Chubb, S. N. Yurchenko, A. Yachmenev, J. Tennyson, TROVE: Treating linear molecule HCCH, *J. Chem. Phys.*(to be submitted).
- [144] S. A. Tashkun, V. I. Perevalov, CDSD-4000: High-resolution, high-temperature carbon dioxide spectroscopic databank, *J. Quant. Spectrosc. Radiat. Transf.* 112 (2011) 1403–1410. doi:10.1016/j.jqsrt.2011.03.005.
- [145] A. A. Lukashetskaya, N. N. Lavrentieva, A. C. Dudaryonok, V. I. Perevalov, NDSD-1000: High-resolution, high-temperature Nitrogen Dioxide Spectroscopic Databank, *J. Quant. Spectrosc. Radiat. Transf.* 184 (2016) 205–217. doi:10.1016/j.jqsrt.2016.07.014.
- [146] X. Huang, R. S. Freedman, S. A. Tashkun, D. W. Schwenke, T. J. Lee, Semi-empirical $^{12}\text{C}^{16}\text{O}_2$ IR line lists for simulations up to 1500 K and 20,000 cm^{-1} , *J. Quant. Spectrosc. Radiat. Transf.* 130 (2013) 134–146. doi:10.1016/j.jqsrt.2013.05.018.
- [147] X. Huang, D. W. Schwenke, R. S. Freedman, T. J. Lee, Ames-2016 line lists for 13 isotopologues of CO_2 : Updates, consistency, and remaining issues, *J. Quant. Spectrosc. Radiat. Transf.* (2017) – doi:10.1016/j.jqsrt.2017.04.026.
- [148] T. Furtenbacher, A. G. Császár, J. Tennyson, MARVEL: measured active rotational-vibrational energy levels, *J. Mol. Spectrosc.* 245 (2007) 115–125.
- [149] T. Furtenbacher, A. G. Császár, MARVEL: measured active rotational-

- vibrational energy levels. II. Algorithmic improvements, *J. Quant. Spectrosc. Radiat. Transf.* 113 (2012) 929–935.
- [150] J. Tennyson, P. F. Bernath, L. R. Brown, A. Campargue, A. G. Császár, L. Daumont, R. R. Gamache, J. T. Hodges, O. V. Naumenko, O. L. Polyansky, L. S. Rothman, A. C. Vandaele, N. F. Zobov, A Database of Water Transitions from Experiment and Theory (IUPAC Technical Report), *Pure Appl. Chem.* 86 (2014) 71–83. doi:10.1515/pac-2014-5012.
- [151] T. Furtenbacher, N. Dénes, J. Tennyson, O. V. Naumenko, O. L. Polyansky, N. F. Zobov, A. G. Császár, The 2016 Update of the IUPAC Database of Water Energy Levels, *J. Quant. Spectrosc. Radiat. Transf.*(in preparation).
- [152] T. Furtenbacher, T. Szidarovszky, C. Fabri, A. G. Csaszar, MARVEL analysis of the rotational-vibrational states of the molecular ions H_2D^+ and D_2H^+ , *Phys. Chem. Chem. Phys.* (2013) 10181–10193doi:10.1039/c3cp44610g.
- [153] T. Furtenbacher, T. Szidarovszky, E. Mátyus, C. Fabri, A. G. Csaszar, Analysis of the Rotational-Vibrational States of the Molecular Ion H_3^+ , *J. Chem. Theor. Comput.* 9 (2013) 5471–5478. doi:10.1021/ct4004355.
- [154] A. R. Al Derzi, T. Furtenbacher, S. N. Yurchenko, J. Tennyson, A. G. Császár, MARVEL analysis of the measured high-resolution spectra

- of $^{14}\text{NH}_3$, *J. Quant. Spectrosc. Radiat. Transf.* 161 (2015) 117–130.
doi:10.1016/j.jqsrt.2015.03.034.
- [155] T. Furtenbacher, P. A. Coles, J. Tennyson, A. G. Császár, Updated MARVEL energy levels for ammonia, *J. Quant. Spectrosc. Radiat. Transf.*
- [156] T. Furtenbacher, I. Szabó, A. G. Császár, P. F. Bernath, S. N. Yurchenko, J. Tennyson, Experimental energy levels and partition function of the 12c2 molecule, *Astrophys. J. Suppl.* 224 (2016) 44.
doi:10.3847/0067-0049/224/2/44.
- [157] L. K. McKemmish, T. Masseron, S. Sheppard, E. Sandeman, Z. Schofield, T. Furtenbacher, A. G. Császár, J. Tennyson, C. Sousa-Silva, MARVEL analysis of the measured high-resolution spectra of $^{48}\text{Ti}^{16}\text{O}$, *Astrophys. J. Suppl.* 228 (2017) 15.
doi:10.3847/1538-4365/228/2/15.
- [158] K. L. Chubb, M. Joseph, J. Franklin, et al., MARVEL analysis of the measured high-resolution spectra of acetylene, *J. Quant. Spectrosc. Radiat. Transf.*
- [159] G. Paulose, E. J. Barton, S. N. Yurchenko, J. Tennyson, ExoMol Molecular linelists – XII. Line lists for eight isotopologues of CS, *Mon. Not. R. Astron. Soc.* 454 (2015) 1931–1939.
doi:10.1093/mnras/stv1543.
- [160] A. Wong, S. N. Yurchenko, P. Bernath, H. S. P. Mueller, S. McConkey,

- J. Tennyson, ExoMol Line List XX: Nitric Oxide (NO), *Mon. Not. R. Astron. Soc.* (2017) (submitted).
- [161] J. Tennyson, C. Hill, S. N. Yurchenko, Data structures for ExoMol: Molecular line lists for exoplanet and other atmospheres, in: *6th international conference on atomic and molecular data and their applications ICAMDATA-2012*, Vol. 1545 of AIP Conference Proceedings, AIP, New York, 2013, pp. 186–195. doi:10.1063/1.4815853.
- [162] G. J. Harris, J. Tennyson, B. M. Kaminsky, Y. V. Pavlenko, H. R. A. Jones, Improved HCN/HNC linelist, model atmospheres synthetic spectra for WZ Cas, *Mon. Not. R. Astron. Soc.* 367 (2006) 400–406.
- [163] R. J. Barber, J. K. Strange, C. Hill, O. L. Polyansky, G. C. Mellau, S. N. Yurchenko, J. Tennyson, ExoMol line lists III. An improved hot rotation-vibration line list for HCN and HNC, *Mon. Not. R. Astron. Soc.* 437 (2014) 1828–1835. doi:10.1093/mnras/stt2011.
- [164] P. F. Bernath, Molecular astronomy of cool stars and substellar objects, *Int. Rev. Phys. Chem.* 28 (2009) 681–709. doi:10.1080/01442350903292442.
- [165] P. Jensen, T. E. Odaka, W. P. Kraemer, T. Hirano, P. R. Bunker, The Renner effect in triatomic molecules with application to CH₂⁺, MgNC and NH₂, *Spectra Chimica Acta A* 58 (2002) 763–794. doi:{10.1016/S1386-1425(01)00668-0}.
- [166] P. R. Bunker, W. P. Kraemer, S. N. Yurchenko, W. Thiel, C. F. Neese, J. L. Gottfried, P. Jensen, New potential energy surfaces

- for the \tilde{X} and \tilde{A} states of CH_2^+ , *Mol. Phys.* 105 (2007) 1369–1376. doi:10.1080/00268970701344534.
- [167] T. E. Odaka, V. V. Melnikov, P. Jensen, T. Hirano, B. Lang, P. Langer, Theoretical study of the double Renner effect for (A)over-tilde (2)Pi MgNC/MgCN: Higher excited rovibrational states, *J. Chem. Phys.* 126 (2007) 094301. doi:{10.1063/1.2464094}.
- [168] T. Hirano, R. Okuda, U. Nagashima, K. Tanaka, P. Jensen, Ab initio molecular orbital study of ground and low-lying electronic states of NiCN, *Chem. Phys.* 346 (2008) 13–22. doi:{10.1016/j.chemphys.2008.01.022}.
- [169] K. J. Mascaritolo, J. M. Merritt, M. C. Heaven, P. Jensen, Experimental and Theoretical Characterization of the 2(2)A ‘-1(2)A ‘ Transition of BeOH/D, *J. Phys. Chem. A* 117 (2013) 13654–13663. doi:{10.1021/jp407655h}.
- [170] B. Ostojic, P. Schwerdtfeger, P. R. Bunker, P. Jensen, An ab initio study of sbh2 and bih2: The renner effect, spin-orbit coupling, local mode vibrations and rovibronic energy level clustering in sbh2, *J. Mol. Spectrosc.* 330 (2016) 130–141. doi:10.1016/j.jms.2016.03.004.
- [171] P. Jensen, M. Brumm, W. Kraemer, P. Bunker, A treatment of the renner effect using the MORBID hamiltonian, *Journal of Molecular Spectroscopy* 171 (1) (1995) 31–57. doi:10.1006/jmsp.1995.1101.
- [172] I. P. Waldmann, G. Tinetti, P. Deroo, M. Hollis, S. Yurchenko, J. Ten-

- nyson, Blind extraction of an exoplanetary spectrum through independent component analysis, *Astrophys. J.* 766 (2013) 7.
- [173] I. P. Waldmann, G. Tinetti, E. J. Barton, S. N. Yurchenko, J. Tennyson, Tau-REx I: A next generation retrieval code for exoplanetary atmospheres, *Astrophys. J.* 802 (2015) 107. doi:10.1088/0004-637X/802/2/107.
- [174] I. P. Waldmann, M. Rocchetto, G. Tinetti, E. J. Barton, S. N. Yurchenko, J. Tennyson, Tau-REx II: Retrieval of Emission Spectra, *Astrophys. J.* 813 (2015) 13.
- [175] L. S. Rothman, I. E. Gordon, R. J. Barber, H. Dothe, R. R. Gamache, A. Goldman, V. I. Perevalov, S. A. Tashkun, J. Tennyson, HITEMP, the High-Temperature Molecular Spectroscopic Database, *J. Quant. Spectrosc. Radiat. Transf.* 111 (2010) 2139–2150.
- [176] G. Tinetti, P. Drossart, P. Eccleston, P. Hartogh, K. Isaak, M. Linder, C. Lovis, G. Micela, M. Ollivier, L. Puig, I. Ribas, I. Snellen, B. Swinyard, F. Allard, J. Barstow, J. Cho, A. Coustenis, C. Cockell, A. Correia, L. Decin, R. de Kok, P. Deroo, T. Encrenaz, F. Forget, A. Glasse, C. Griffith, T. Guillot, T. Koskinen, H. Lammer, J. Leconte, P. Maxted, I. Mueller-Wodarg, R. Nelson, C. North, E. Pall, I. Pagano, G. Piccioni, D. Pinfield, F. Selsis, A. Sozzetti, L. Stixrude, J. Tennyson, D. Turrini, M. Zapatero-Osorio, J.-P. Beaulieu, D. Grodent, M. Guedel, D. Luz, H. Nrgaard-Nielsen, T. Ray, H. Rickman, A. Selig, M. Swain, M. Banaszekiewicz, M. Barlow, N. Bowles, G. Branduardi-Raymont, V. du Foresto, J.-C. Gerard, L. Gizon, A. Hornstrup, C. Jarchow,

F. Kerschbaum, G. Kovacs, P.-O. Lagage, T. Lim, M. Lopez-Morales, G. Malaguti, E. Pace, E. Pascale, B. Vandenbussche, G. Wright, G. Zapata, A. Adriani, R. Azzollini, A. Balado, I. Bryson, R. Burston, J. Colom, M. Crook, A. Di Giorgio, M. Griffin, R. Hoogeveen, R. Ottensamer, R. Irshad, K. Middleton, G. Morgante, F. Pinsard, M. Rataj, J.-M. Reess, G. Savini, J.-R. Schrader, R. Stamper, B. Winter, L. Abe, M. Abreu, N. Achilleos, P. Ade, V. Adybekian, L. Affer, C. Agnor, M. Agundez, C. Alard, J. Alcalá, C. Allende Prieto, F. Alonso Floriano, F. Altieri, C. Alvarez Iglesias, P. Amado, A. Andersen, A. Aylward, C. Baffa, G. Bakos, P. Ballerini, M. Banaszkiewicz, R. Barber, D. Barrado, E. J. Barton, V. Batista, G. Bellucci, J. Belmonte Avils, D. Berry, B. Bzard, D. Biondi, M. Bcka, I. Boisse, B. Bonfond, P. Bord, P. Brner, H. Bouy, L. Brown, L. Buchhave, J. Budaj, A. Bulgarelli, M. Burleigh, A. Cabral, M. Capria, A. Cassan, C. Cavarroc, C. Cecchi-Pestellini, R. Cerulli, J. Chadney, S. Chamberlain, S. Charnoz, N. Christian Jessen, A. Ciaravella, A. Claret, R. Claudi, A. Coates, R. Cole, A. Collura, D. Cordier, E. Covino, C. Danielski, M. Damasso, H. Deeg, E. Delgado-Mena, C. Del Vecchio, O. Demangeon, A. De Sio, J. De Wit, M. Dobrijvic, P. Doel, C. Dominic, E. Dorfi, S. Eales, C. Eiroa, M. Espinoza Contreras, M. Esposito, V. Eymet, N. Fabrizio, M. Fernandez, B. Femena Castella, P. Figueira, G. Filacchione, L. Fletcher, M. Focardi, S. Fossey, P. Fouqu, J. Frith, M. Garland, L. Gambicorti, P. Gaulme, R. Garca Lpez, A. Garcia-Piquer, W. Gear, J.-C. Gerard, L. Gesa, E. Giani, F. Gianotti, M. Gillon, E. Giro, M. Giuranna, H. Gomez, I. Gomez-Leal, J. Gonzalez Hernan-

dez, B. Gonzalez Merino, R. Graczyk, D. Grassi, J. Guardia, P. Guio, J. Gustin, P. Hargrave, J. Haigh, E. Hbrard, U. Heiter, R. Heredero, E. Herrero, F. Hersant, D. Heyrovsky, M. Hollis, B. Hubert, R. Hueso, G. Israelian, N. Iro, P. Irwin, S. Jacquemoud, G. Jones, H. Jones, K. Justtanont, T. Kehoe, F. Kerschbaum, E. Kerins, P. Kervella, D. Kipping, T. Koskinen, N. Krupp, O. Lahav, B. Laken, N. Lanza, E. Lellouch, G. Leto, J. Licandro Goldaracena, C. Lithgow-Bertelloni, S. Liu, U. Lo Cicero, N. Lodieu, P. Lognonn, M. Lopez-Puertas, M. Lopez-Valverde, I. Lundgaard Rasmussen, A. Luntzer, P. Machado, C. MacTavish, A. Maggio, J.-P. Maillard, W. Magnes, J. Maldonado, U. Mall, J.-B. Marquette, P. Mauskopf, F. Massi, A.-S. Maurin, A. Medvedev, C. Michaut, P. Miles-Paez, M. Montalto, P. Montas Rodriguez, M. Monteiro, D. Montes, H. Morais, J. Morales, M. Morales-Caldern, G. Morello, A. Moro Martn, J. Moses, A. Moya Bedon, F. Murgas Alcaino, E. Oliva, G. Orton, F. Palla, M. Pancrazzi, E. Pantin, V. Parmentier, H. Parviainen, K. Pea Ramrez, J. Peralta, S. Perez-Hoyos, R. Petrov, S. Pezzuto, R. Pietrzak, E. Pilat-Lohinger, N. Piskunov, R. Prinja, L. Prisinzano, I. Polichtchouk, E. Poretti, A. Radioti, A. Ramos, T. Rank-Lftinger, P. Read, K. Readorn, R. Rebolo Lpez, J. Rebordo, M. Rengel, L. Rezac, M. Rocchetto, F. Rodler, V. Snchez Bjar, A. Sanchez Lavega, E. Sanrom, N. Santos, J. Sanz Forcada, G. Scandariato, F.-X. Schmider, A. Scholz, S. Scuderi, J. Sethenadh, S. Shore, A. Showman, B. Sicardy, P. Sitek, A. Smith, L. Soret, S. Sousa, A. Stiepen, M. Stolarski, G. Strazulla, H. Tabernerero, P. Tanga, M. Tecsca, J. Temple, L. Terenzi,

M. Tessenyi, L. Testi, S. Thompson, H. Thrastarson, B. Tingley, M. Trifoglio, J. Martn Torres, A. Tozzi, D. Turrini, R. Varley, F. Vakili, M. de Val-Borro, M. Valdivieso, O. Venot, E. Villaver, S. Vinatier, S. Viti, I. Waldmann, D. Waltham, D. Ward-Thompson, R. Waters, C. Watkins, D. Watson, P. Wawer, A. Wawrzasz, G. White, T. Widemann, W. Winek, T. Winiowski, R. Yelle, Y. Yung, S. Yurchenko, The echo science case, *Exp. Astron.* 40 (2015) 329–391. doi:10.1007/s10686-015-9484-8.

[177] The science of ARIEL (Atmospheric Remote-sensing Infrared Exoplanet Large-survey), Vol. 9904. doi:10.1117/12.2232370.

[178] P. G. J. Irwin, N. A. Teanby, R. de Kok, L. N. Fletcher, C. J. A. Howett, C. C. C. Tsang, C. F. Wilson, S. B. Calcutt, C. A. Nixon, P. D. Parrish, The nemesis planetary atmosphere radiative transfer and retrieval tool, *J. Quant. Spectrosc. Radiat. Transf.* 109 (2008) 1136–1150. doi:10.1016/j.jqsrt.2007.11.006.

[179] J. Blečić, J. Harrington, P. Cubillos, O. Bowman, P. Rojo, M. Stemm, N. B. Lust, R. Challener, A. J. Foster, A. S. Foster, S. D. Blumenthal, D. Bruce, Bayesian Atmospheric Radiative Transfer (BART) Code and Application to WASP-43b, in: *American Astronomical Society Meeting Abstracts*, Vol. 227 of *American Astronomical Society Meeting Abstracts*, 2016, p. 212.02.

[180] M. R. Line, A. S. Wolf, X. Zhang, H. Knutson, J. A. Kammer, E. Ellison, P. Deroo, D. Crisp, Y. L. Yung, A Systematic Retrieval Analysis of

Secondary Eclipse Spectra. I. A Comparison of Atmospheric Retrieval Techniques, *Astrophys. J.* 775 (2013) 137.

- [181] N. J. Mayne, I. Baraffe, D. M. Acreman, C. Smith, M. K. Browning, D. S. Amundsen, N. Wood, J. Thuburn, D. R. Jackson, The unified model, a fully-compressible, non-hydrostatic, deep atmosphere global circulation model, applied to hot Jupiters ENDGame for a HD 209458b test case, *Astron. Astrophys.* 561 (2014) A1. doi:{10.1051/0004-6361/201322174}.
- [182] D. S. Amundsen, N. J. Mayne, I. Baraffe, J. Manners, P. Tremblin, B. Drummond, C. Smith, D. M. Acreman, D. Homeier, The UK Met Office global circulation model with a sophisticated radiation scheme applied to the hot Jupiter HD 209458b, *Astron. Astrophys.* 595 (2016) A36. doi:{10.1051/0004-6361/201629183}.
- [183] J. Bailey, L. Kedziora-Chudczer, Modelling the spectra of planets, brown dwarfs and stars using VSTAR, *Mon. Not. R. Astron. Soc.* 419 (2012) 1913–1929. doi:{10.1111/j.1365-2966.2011.19845.x}.
- [184] F. Allard, D. Homeier, B. Freytag, Models of very-low-mass stars, brown dwarfs and exoplanets, *Phil. Trans. Royal Soc. London A* 370 (2012) 2765–2777. doi:{10.1098/rsta.2011.0269}.
- [185] F. Allard, The BT-Settl Model Atmospheres for Stars, Brown Dwarfs and Planets, in: M. Booth, B. C. Matthews, J. R. Graham (Eds.), *IAU Symposium*, Vol. 299 of *IAU Symposium*, 2014, pp. 271–272. doi:10.1017/S1743921313008545.

- [186] A. Burrows, D. Sudarsky, I. Hubeny, L and T dwarf models and the L to T transition, *Astrophys. J.* 640 (2006) 1063–1077. doi:{10.1086/500293}.
- [187] T. Tsuji, Cool luminous stars: the hybrid nature of their infrared spectra, *Astron. Astrophys.* 489 (2008) 1271–94. doi:10.1051/0004-6361:200809869.
- [188] B. Gustafsson, B. Edvardsson, K. Eriksson, U. G. Jorgensen, A. Nordlund, B. Plez, A grid of MARCS model atmospheres for late-type stars, *Astron. Astrophys.* 486 (2008) 951–970. doi:10.1051/0004-6361:200809724.
- [189] R. L. Kurucz, Model Atmosphere Codes: ATLAS12 and ATLAS9, in: Niemczura, E and Smalley, B and Pych, W (Ed.), Determination of atmospheric parameters of B-, A-, F- and G-type stars: lectures from the school of spectroscopic data analysis, *GeoPlanet-Earth and Planetary Sciences*, 2014, pp. 39–51. doi:{10.1007/978-3-319-06956-2_4}.
- [190] C. M. Sharp, A. Burrows, Atomic and molecular opacities for brown dwarf and giant planet atmospheres, *Astrophys. J. Suppl.* 168 (2007) 140.
- [191] R. S. Freedman, M. S. Marley, K. Lodders, Line and mean opacities for ultracool dwarfs and extrasolar planets, *Astrophys. J. Suppl.* 174 (2008) 504–513. doi:10.1086/521793.

- [192] P. F. Bernath, Molecular opacities for exoplanets, *Phil. Trans. Royal Soc. London A* 372 (2014) 20130087. doi:10.1098/rsta.2013.0087.
- [193] R. S. Freedman, J. Lustig-Yaeger, J. J. Fortney, R. E. Lupu, M. S. Marley, K. Lodders, Gaseous mean opacities for giant planet and ultracool dwarf atmospheres over a range of metallicities and temperatures, *Astrophys. J. Suppl.* 214 (2014) 25. doi:{10.1088/0067-0049/214/2/25}.
- [194] M. C. Cushing, M. S. Marley, D. Saumon, B. C. Kelly, W. D. Vacca, J. T. Rayner, R. S. Freedman, K. Lodders, T. L. Roellig, Atmospheric parameters of field l and t dwarfs, *Astrophys. J.* 678 (2008) 1372–1395. doi:10.1086/526489.
- [195] J. Tennyson, K. Hulme, O. K. Naim, S. N. Yurchenko, Radiative lifetimes and cooling functions for astrophysically important molecules, *J. Phys. B: At. Mol. Opt. Phys.* 49 (2016) 044002. doi:10.1088/0953-4075/49/4/044002.
- [196] N. Jacquinet-Husson, R. Armante, N. A. Scott, A. Chédin, L. Crépeau, C. Boutammine, A. Bouhdaoui, C. Crevoisier, V. Capelle, C. Boone, N. Poulet-Crovisier, A. Barbe, D. C. Benner, V. Boudon, L. R. Brown, J. Buldyreva, A. Campargue, L. H. Coudert, V. M. Devi, M. J. Down, B. J. Drouin, A. Fayt, C. Fittschen, J.-M. Flaud, R. R. Gamache, J. J. Harrison, C. Hill, Ø. Hodnebrog, S. M. Hu, D. Jacquemart, A. Jolly, E. Jiménez, N. N. Lavrentieva, A. W. Liu, L. Lodi, O. M. Lyulin, S. T. Massie, S. Mikhailenko, H. S. P. Müller, O. V. Naumenko, A. Nikitin, C. J. Nielsen, J. Orphal, V. I. Perevalov, A. Per-

- rin, E. Polovtseva, A. Predoi-Cross, M. Rotger, A. A. Ruth, S. S. Yu, K. Sung, S. A. Tashkun, J. Tennyson, V. G. Tyuterev, J. Vander Auwera, B. A. Voronin, A. Makie, The 2015 edition of the GEISA spectroscopic database, *J. Mol. Spectrosc.* 327 (2016) 31–72. doi:10.1016/j.jms.2016.06.007.
- [197] S. N. Yurchenko, J. Tennyson, J. Bailey, M. D. J. Hollis, G. Tinetti, Spectrum of hot methane in astronomical objects using a comprehensive computed line list, *Proc. Nat. Acad. Sci.* 111 (2014) 9379–9383. doi:10.1073/pnas.1324219111.
- [198] E. GharibNezhad, A. Shayesteh, P. F. Bernath, Einstein A coefficients for rovibronic lines of the A $^2\Pi \rightarrow X ^2\Sigma^+$ and B' $^2\Sigma^+ \rightarrow X ^2\Sigma^+$ transitions of MgH, *Mon. Not. R. Astron. Soc.* 432 (2013) 2043–2047. doi:{10.1093/mnras/stt510}.
- [199] G. Li, J. J. Harrison, R. S. Ram, C. M. Western, P. F. Bernath, Einstein A coefficients and absolute line intensities for the E $^2\Pi - X ^2\Sigma^+$ transition of CaH, *J. Quant. Spectrosc. Radiat. Transf.* 113 (2012) 67–74. doi:10.1016/j.jqsrt.2011.09.010.
- [200] J. S. A. Brooke, P. F. Bernath, C. M. Western, M. C. van Hemert, G. C. Groenenboom, Line strengths of rovibrational and rotational transitions within the X $^3\Sigma^-$ ground state of NH, *J. Chem. Phys.* 141 (2014) 054310. doi:{10.1063/1.4891468}.
- [201] T. Masseron, B. Plez, S. Van Eck, R. Colin, I. Daoutidis, M. Godefroid, P. F. Coheur, P. Bernath, A. Jorissen, N. Christlieb, CH in stellar

- atmospheres: an extensive linelist, *Astron. Astrophys.* 571 (2014) A47. doi:{10.1051/0004-6361/201423956}.
- [202] G. Li, I. E. Gordon, L. S. Rothman, Y. Tan, S.-M. Hu, S. Kassı, A. Campargue, E. S. Medvedev, Rovibrational line lists for nine isotopologues of the CO molecule in the $x^1\Sigma^+$ ground electronic state, *Astrophys. J. Suppl.* 216 (2015) 15. doi:10.1088/0067-0049/216/1/15.
- [203] J. S. A. Brooke, R. S. Ram, C. M. Western, G. Li, D. W. Schwenke, P. F. Bernath, Einstein coefficients and oscillator strengths for the $A^2\Pi - X^2\Sigma^+$ (red) and $B^2\Sigma^+ - X^2\Sigma^+$ (violet) systems and rovibrational transitions in the $X^2\Sigma^+$ state of CN, *Astrophys. J. Suppl.* 210 (2014) 23. doi:{10.1088/0067-0049/210/2/23}.
- [204] R. S. Ram, J. S. A. Brooke, C. M. Western, P. F. Bernath, Einstein A-values and oscillator strengths of the $A(2)\Pi-X(2)\Sigma^+$ system of CP, *J. Quant. Spectrosc. Radiat. Transf.* 138 (2014) 107–115. doi:10.1016/j.jqsrt.2014.01.030.
- [205] G. Li, I. E. Gordon, P. G. Hajigeorgiou, J. A. Coxon, L. S. Rothman, Reference spectroscopic data for hydrogen halides, Part II: The line lists, *J. Quant. Spectrosc. Radiat. Transf.* 130 (2013) 284–295. doi:10.1016/j.jqsrt.2013.07.019.
- [206] E. J. Barton, C. Chiu, S. Golpayegani, S. N. Yurchenko, J. Tennyson, D. J. Frohman, P. F. Bernath, ExoMol Molecular linelists – V. The ro-vibrational spectra of NaCl and KCl, *Mon. Not. R. Astron. Soc.* 442 (2014) 1821–1829. doi:10.1093/mnras/stu944.

- [207] L. Yorke, S. N. Yurchenko, L. Lodi, J. Tennyson, ExoMol line lists VI: A high temperature line list for Phosphorus Nitride, *Mon. Not. R. Astron. Soc.* 445 (2014) 1383–1391. doi:10.1093/mnras/stu1854.
- [208] T. Rivlin, L. Lodi, S. N. Yurchenko, J. Tennyson, R. J. Le Roy, ExoMol line lists X: The spectrum of sodium hydride, *Mon. Not. R. Astron. Soc.* 451 (2015) 5153–5157. doi:10.1093/mnras/stv979.
- [209] B. A. Voronin, J. Tennyson, R. N. Tolchenov, A. A. Lugovskoy, S. N. Yurchenko, A high accuracy computed line list for the HDO molecule, *Mon. Not. R. Astron. Soc.* 402 (2010) 492–496.
- [210] G. J. Harris, F. C. Larner, J. Tennyson, B. M. Kaminsky, Y. V. Pavlenko, H. R. A. Jones, A $\text{H}^{13}\text{CN}/\text{HN}^{13}\text{C}$ linelist, model atmospheres and synthetic spectra for carbon stars, *Mon. Not. R. Astron. Soc.* 390 (2008) 143–148.
- [211] S. N. Yurchenko, A theoretical room-temperature line list for $^{15}\text{NH}_3$, *J. Quant. Spectrosc. Radiat. Transf.* 152 (2015) 28–36. doi:10.1016/j.jqsrt.2014.10.023.
- [212] F. Allard, P. H. Hauschildt, S. Miller, J. Tennyson, The influence of H_2O line blanketing on the spectra of cool dwarf stars, *Astrophys. J.* 426 (1994) L39–L41.
- [213] R. B. Wattson, L. S. Rothman, Direct numerical diagonalization - wave of the future, *J. Quant. Spectrosc. Radiat. Transf.* 48 (1992) 763–780. doi:10.1016/0022-4073(92)90140-Y.

- [214] S. Viti, J. Tennyson, O. L. Polyansky, A spectroscopic linelist for hot water, *Mon. Not. R. Astron. Soc.* 287 (1997) 79–86.
- [215] H. Partridge, D. W. Schwenke, The determination of an accurate isotope dependent potential energy surface for water from extensive ab initio calculations and experimental data, *J. Chem. Phys.* 106 (1997) 4618–4639. doi:10.1063/1.473987.
- [216] U. G. Jørgensen, P. Jensen, G. O. Sorensen, B. Aringer, H₂O in stellar atmospheres, *Astron. Astrophys.* 372 (2001) 249–259.
- [217] D. W. Schwenke, H. Partridge, Convergence testing of the analytic representation of an ab initio dipole moment function for water: Improved fitting yields improved intensities, *J. Chem. Phys.* 113 (2000) 6592–6597.
- [218] R. J. Barber, J. Tennyson, G. J. Harris, R. N. Tolchenov, A high accuracy computed water line list, *Mon. Not. R. Astron. Soc.* 368 (2006) 1087–1094.
- [219] F. Allard, N. F. Allard, D. Homeier, J. Kielkopf, M. J. McCaughrean, F. Spiegelman, K-H₂ quasi-molecular absorption detected in the T-dwarf epsilon Indi Ba, *Astron. Astrophys.* 474 (2007) L21–L24. doi:10.1051/0004-6361:20078362.
- [220] S. A. Tashkun, V. I. Perevalov, J. L. Teffo, A. D. Bykov, N. N. Lavrentieva, CDSD-1000, the high-temperature carbon dioxide spectroscopic databank, *J. Quant. Spectrosc. Radiat. Transf.* 82 (2003) 165–196. doi:{10.1016/S0022-4073(03)00152-3}.

- [221] D. W. Schwenke, H. Partridge, Vibrational energy levels for CH_4 from an ab initio potential, *Spectra Chimica Acta A* 57 (2001) 887–895. doi:10.1016/S1386-1425(00)00451-0.
- [222] D. W. Schwenke, Towards accurate ab initio predictions of the vibrational spectrum of methane, *Spectra Chimica Acta A* 58 (2002) 849–861. doi:10.1016/S1386-1425(01)00673-4.
- [223] R. Warmbier, R. Schneider, A. R. Sharma, B. J. Braams, J. M. Bowman, P. H. Hauschildt, Ab initio modeling of molecular IR spectra of astrophysical interest: application to CH_4 , *Astron. Astrophys.* 495 (2009) 655–661. doi:10.1051/0004-6361:200810983.
- [224] Y. A. Ba, C. Wenger, R. Surleau, V. Boudon, M. Rotger, L. Daumont, D. A. Bonhommeau, V. G. Tyuterev, M.-L. Dubernet, MeCaSDa and ECaSDa: Methane and ethene calculated spectroscopic databases for the virtual atomic and molecular data centre, *J. Quant. Spectrosc. Radiat. Transf.* (2013) 62–68doi:10.1016/j.jqsrt.2013.05.001.
- [225] X.-G. Wang, T. Carrington, Jr., Computing rovibrational levels of methane with curvilinear internal vibrational coordinates and an Eckart frame, *J. Chem. Phys.* 138 (2013) 104106. doi:{10.1063/1.4793474}.
- [226] S. L. Mielke, A. Chakraborty, D. G. Truhlar, Vibrational configuration interaction using a tiered multimode scheme and tests of approximate treatments of vibrational angular momentum coupling: A

- case study for methane, *J. Phys. Chem. A* 117 (2013) 7327–7343. doi:10.1021/jp4011789.
- [227] M. Rey, A. V. Nikitin, V. G. Tyuterev, First principles intensity calculations for the methane rovibrational spectra in the infrared up to 9300 cm^{-1} , *Phys. Chem. Chem. Phys.* 15 (2013) 10049–10061. doi:10.1039/C3CP50275A.
- [228] M. Rey, A. V. Nikitin, V. G. Tyuterev, Predictions for methane spectra from potential energy and dipole moment surfaces: Isotopic shifts and comparative study of $^{13}\text{CH}_4$ and $^{12}\text{CH}_4$, *J. Mol. Spectrosc.* 291 (2013) 8597. doi:10.1016/j.jms.2013.04.003.
- [229] X. Huang, D. W. Schwenke, T. J. Lee, Empirical InfraRed Line Lists for Five {SO₂} Isotopologues: 32/33/34/36S16O₂ and 32S18O₂, *J. Mol. Spectrosc.* 311 (2015) 19–24. doi:http://dx.doi.org/10.1016/j.jms.2015.01.010.
- [230] D. S. Underwood, J. Tennyson, S. N. Yurchenko, An ab initio variationally computed room-temperature line list for SO₃, *Phys. Chem. Chem. Phys.* 15 (2013) 10118–10125. doi:10.1039/c3cp50303h.
- [231] S. N. Yurchenko, R. J. Barber, A. Yachmenev, W. Thiel, P. Jensen, J. Tennyson, A variationally computed $T=300$ K line list for NH₃, *J. Phys. Chem. A* 113 (2009) 11845–11855. doi:10.1021/jp9029425.
- [232] P. W. Lucas, C. G. Tinney, B. Burningham, S. K. Leggett, D. J. Pinfild, R. Smart, H. R. A. Jones, F. Marocco, R. J. Barber, S. N. Yurchenko, J. Tennyson, M. Ishii, M. Tamura, A. C. Day-Jones,

- A. Adamson, F. Allard, D. Homeier, The discovery of a very cool, very nearby brown dwarf in the Galactic plane, *Mon. Not. R. Astron. Soc.* 408 (2010) L56–L60.
- [233] J. I. Canty, P. W. Lucas, J. Tennyson, S. N. Yurchenko, S. K. Leggett, C. G. Tinney, H. R. A. Jones, B. Burningham, D. J. Pinfield, R. L. Smart, Methane and Ammonia in the near-infrared spectra of late T dwarfs, *Mon. Not. R. Astron. Soc.* 450 (2015) 454–480. doi:10.1093/mnras/stv586.
- [234] E. J. Barton, S. N. Yurchenko, J. Tennyson, S. Béguier, A. Campargue, A near infrared line list for NH₃: Analysis of a Kitt Peak spectrum after 35 years, *J. Mol. Spectrosc.* 325 (2016) 7–12. doi:10.1016/j.jms.2016.05.001.
- [235] E. J. Barton, O. L. Polyansky, S. N. Yurchenko, J. Tennyson, S. Civis, M. Ferus, R. Hargreaves, I. Ovsyannikov, A. A. Kyuberis, N. F. Zobov, S. Béguier, A. Campargue, Absorption spectra of ammonia near 1 μ m, *J. Quant. Spectrosc. Radiat. Transf.* doi:10.1016/j.jqsrt.2017.03.042.
- [236] O. L. Polyansky, R. I. Ovsyannikov, A. A. Kyuberis, L. Lodi, J. Tennyson, A. Yachmenev, S. N. Yurchenko, N. F. Zobov, Calculation of rotation-vibration energy levels of the ammonia molecule based on an *ab initio* potential energy surface, *J. Mol. Spectrosc.* 327 (2016) 21–30. doi:10.1016/j.jms.2016.08.003.
- [237] S. F. Watts, The mass budgets of carbonyl sulfide, dimethyl sulfide,

- carbon disulfide and hydrogen sulfide, *Atmos. Environ.* 34 (2000) 761–779. doi:[http://dx.doi.org/10.1016/S1352-2310\(99\)00342-8](http://dx.doi.org/10.1016/S1352-2310(99)00342-8).
- [238] R. Hu, S. Seager, W. Bains, Photochemistry in Terrestrial Exoplanet Atmospheres. II. H₂S and SO₂ Photochemistry in Anoxic Atmospheres, *Astrophys. J.* 769 (2013) 6.
- [239] K. Eriksson, B. Gustafsson, U. G. Jørgensen, A. Nordlund, Effects of HCN molecules in carbon star atmospheres, *Astron. Astrophys.* 132 (1984) 37–44.
- [240] U. G. Jørgensen, J. Almlöf, B. Gustafsson, M. Larsson, P. Siegbahn, Cascf and cci calculations of the vibrational band strengths of hcn, *J. Chem. Phys.* 83 (1985) 3034–3042.
- [241] R. J. Barber, G. J. Harris, J. Tennyson, Temperature dependent partition functions and equilibrium constant for HCN and HNC, *J. Chem. Phys.* 117 (2002) 11239–11243. doi:[10.1063/1.1521131](https://doi.org/10.1063/1.1521131).
- [242] G. J. Harris, Y. V. Pavlenko, H. R. A. Jones, J. Tennyson, The identification of HCN and HNC in carbon stars: Model atmospheres, *Mon. Not. R. Astron. Soc.* 344 (2003) 1107–1118.
- [243] G. J. Harris, O. L. Polyansky, J. Tennyson, *Ab initio* spectroscopy of HCN/HNC, *Spectrochimica Acta A* 58 (2002) 673–690. doi:[10.1016/S1386-1425\(01\)00664-3](https://doi.org/10.1016/S1386-1425(01)00664-3).
- [244] G. C. Mellau, Complete experimental rovibrational eigenenergies of HCN up to 6880 cm⁻¹ above the ground state, *J. Chem. Phys.* 134 (2011) 234303.

- [245] G. C. Mellau, Highly excited rovibrational states of HNC, *J. Mol. Spectrosc.* 269 (2011) 77–85.
- [246] J. M. Campbell, D. Klapstein, M. Dulick, P. F. Bernath, Infrared-absorption and emission-spectra of sio, *Astrophys. J. Suppl.* 101 (1995) 237–254. doi:10.1086/192238.
- [247] I. N. Kozin, M. M. Law, J. Tennyson, J. M. Hutson, Calculating energy levels of isomerizing tetraatomic molecules: II. The vibrational states of acetylene and vinylidene, *J. Chem. Phys.* 122 (2005) 064309.
- [248] A. Urru, I. N. Kozin, G. Mulas, B. J. Braams, J. Tennyson, Rovibrational spectra of C₂H₂ based on variational nuclear motion calculations, *Mol. Phys.* 108 (2010) 1973–1990.
- [249] B. Amyay, A. Fayt, M. Herman, J. Vander Auwera, Vibration-rotation spectroscopic database on acetylene, $X^1\Sigma_g^+$ ¹²C₂H₂, *J. Phys. Chem. Ref. Data* 45 (2016) 023103. doi:10.1063/1.4947297. URL <http://dx.doi.org/10.1063/1.4947297>
- [250] K. Heng, *Exoplanetary Atmospheres: Theoretical Concepts and Foundations*, Princeton University Press, Princeton, NY, 2017.
- [251] S. L. Grimm, K. Heng, HELIOS-K: An ultrafast, open-source opacity calculator for radiative transfer, *Astrophys. J.* 808 (2015) 182. doi:{10.1088/0004-637X/808/2/182}.
- [252] M. Malik, L. Grosheintz, J. M. Mendonça, S. L. Grimm, B. Lavie, D. Kitzmann, S.-M. Tsai, A. Burrows, L. Kreidberg, M. Bedell, J. L. Bean, K. B. Stevenson, K. Heng, HELIOS: An

- Open-Source, GPU-Accelerated Radiative Transfer Code For Self-Consistent Exoplanetary Atmospheres, *Astrophys. J.* 153 (2017) 56.
doi:10.3847/1538-3881/153/2/56.
- [253] S. N. Yurchenko, A. F. Al-Refaie, J. Tennyson, ExoCross: a set of tools to work with molecular line lists (mar 2017).
doi:10.5281/zenodo.400748.
URL <https://doi.org/10.5281/zenodo.400748>
- [254] G. Tinetti, J. Tennyson, C. A. Griffiths, I. Waldmann, Water in Exoplanets, *Phil. Trans. Royal Soc. London A* 370 (2012) 2749–2764.
- [255] D. S. Amundsen, I. Baraffe, P. Tremblin, J. Manners, H. Wolfgang, N. J. Mayne, D. M. Acreman, Accuracy tests of radiation schemes used in hot jupiter global circulation models, *Astron. Astrophys.* 564 (2014) A59.
- [256] J. Tennyson, P. F. Bernath, A. Campargue, A. G. Császár, L. Daumont, R. R. Gamache, J. T. Hodges, D. Lisak, O. V. Naumenko, L. S. Rothman, H. Tran, N. F. Zobov, J. Buldyreva, C. D. Boone, M. D. De Vizia, L. Gianfrani, J.-M. Hartmann, R. McPheat, J. Murray, N. H. Ngo, O. L. Polyansky, D. Weidmann, Recommended isolated-line profile for representing high-resolution spectroscopic transitions (IUPAC Technical Report), *Pure Appl. Chem.* 86 (2014) 1931–1943.
doi:10.1515/pac-2014-0208.
- [257] A. Faure, L. Wiesenfeld, J. Tennyson, B. J. Drouin, Pressure broadening of water and carbon monoxide transitions by molecular hydrogen

- at high temperatures, *J. Quant. Spectrosc. Radiat. Transf.* 116 (2013) 79–86.
- [258] C. Hedges, N. Madhusudhan, Effect of pressure broadening on molecular absorption cross sections in exoplanetary atmospheres, *Mon. Not. R. Astron. Soc.* 458 (2016) 1427–1449. doi:10.1093/mnras/stw278.
- [259] E. J. Barton, C. Hill, S. N. Yurchenko, J. Tennyson, A. Dudaryonok, N. N. Lavrentieva, Pressure dependent water absorption cross sections for exoplanets and hot other atmospheres, *J. Quant. Spectrosc. Radiat. Transf.* 187 (2017) 453–460. doi:10.1016/j.jqsrt.2016.10.024.
- [260] E. J. Barton, C. Hill, M. Czurylo, H.-Y. Li, A. Hyslop, S. N. Yurchenko, J. Tennyson, The ExoMol diet of line-by-line pressure-broadening parameters, *J. Quant. Spectrosc. Radiat. Transf.* doi:10.1016/j.jqsrt.2017.01.028.
- [261] H. Sagawa, J. Mendrok, T. Seta, H. Hoshina, P. Baron, K. Suzuki, I. Hosako, C. Otani, P. Hartogh, Y. Kasai, Pressure broadening coefficients of H₂O induced by CO₂ for Venus atmosphere, *J. Quant. Spectrosc. Radiat. Transf.* 110 (2009) 2027–2036. doi:{10.1016/j.jqsrt.2009.05.003}.
- [262] R. R. Gamache, A. L. Laraia, J. Lamouroux, Half-widths, their temperature dependence, and line shifts for the HDO-CO₂ collision system for applications to CO₂-rich planetary atmospheres, *Icarus* 213 (2011) 720–730. doi:{10.1016/j.icarus.2011.03.021}.

- [263] N. N. Lavrentieva, B. A. Voronin, O. V. Naumenko, A. D. Bykov, A. A. Fedorova, Linelist of HD¹⁶O for study of atmosphere of terrestrial planets (Earth, Venus and Mars), *Icarus* 236 (2014) 38.
- [264] R. R. Gamache, M. Farese, C. L. Renaud, A spectral line list for water isotopologues in the 1100-4100 cm⁻¹ region for application to CO₂-rich planetary atmospheres, *J. Mol. Spectrosc.* 326 (2016) 144–150. doi:{10.1016/j.jms.2015.09.001}.
- [265] K. P. Shine, I. V. Ptashnik, G. Rädcl, The water vapour continuum: Brief history and recent developments, *Surv. Geophys.* 33 (2012) 535–555. doi:10.1007/s10712-011-9170-y.
- [266] M. Abel, L. Frommhold, X. Li, K. L. C. Hunt, Collision-Induced Absorption by H₂ Pairs: From Hundreds to Thousands of Kelvin, *J. Phys. Chem. A* 115 (2011) 6805–6812. doi:{10.1021/jp109441f}.
- [267] C. V. Morley, M. S. Marley, J. J. Fortney, R. Lupu, D. Saumon, T. Greene, K. Lodders, Water clouds in Y dwarfs and exoplanets, *Astrophys. J.* 787 (2014) 78. doi:10.1088/0004-637X/787/1/78.