

Accelerated Parallel Non-conjugate Sampling for Bayesian Non-parametric Models*

Michael Minyi Zhang¹, Sinead A. Williamson^{2,3}, Fernando Pérez-Cruz⁴

mzhang18@hku.hk, sinead.williamson@mcombs.utexas.edu,
fernando.perezcruz@sdsc.ethz.ch

¹ Department of Statistics and Actuarial Science. University of Hong Kong.

² Department of Information, Risk, and Operations Management.
McCombs School of Business. The University of Texas at Austin.

³ Department of Statistics and Data Science. The University of Texas at
Austin.

⁴ Swiss Data Science Center. ETHZ.

* This paper was previously titled “Accelerated Inference for Latent
Variable Models”.

December 14, 2024

Abstract

Inference of latent feature models in the Bayesian nonparametric setting is generally difficult, especially in high dimensional settings, because it usually requires proposing features from some prior distribution. In special cases, where the integration is tractable, we can sample new feature assignments according to a predictive likelihood. However, this still may not be efficient in high dimensions. We present a novel method to accelerate the mixing of latent variable model inference by proposing feature locations based on the data, as opposed to the prior. First, we introduce an accelerated feature proposal mechanism that we show is a valid Bayesian inference algorithm. Next, we propose an approximate inference strategy to perform accelerated inference in parallel. A two-stage algorithm that combines the two approaches provides a computationally attractive method that exhibits good mixing behavior and converges to the posterior distribution of our model, while allowing us to exploit parallelization.

1 Introduction

Bayesian nonparametrics (BNP) models appear to be perfectly suited for the era of big data (Jordan, 2011), in which ever-expanding databases of high-dimensional data cannot be dealt with simplistically. Discrete non-parametric priors like the Dirichlet process (Ferguson, 1973) or the beta-Bernoulli process (Griffiths and Ghahramani, 2011) allow for modeling

latent variables like clusters or otherwise unobservable features in our data and adapting the complexity of the model in accordance to the complexity of the data. Even if we had some understanding of the latent structure in the data, we would not necessarily know their exact forms and implications in the model *a priori*. The BNP solution, which divides the data into discrete features and clusters, fosters interpretable models that would naturally lead to new hypotheses about the information in such databases (Kim et al., 2015). For example, in a general medical records dataset containing billions of observations, a cluster (or feature) composed of 0.001% of the population still includes tens of thousands of people. But in looking at a small fraction of the data, these clusters may be seen as outliers at best and it would be difficult to characterize their meaning. Exploring large, complicated databases with the intention of finding interpretable new features by adapting the model complexity to the complexity of the data is BNP’s most prominent and promising feature. Unfortunately, BNP fails to deliver on this promise due to at least three limitations:

1. **Base measure definition:** The prior distribution over the parameters associated with a latent feature is governed by a (typically diffuse) base measure, which divides the probability mass over the entire parameter space associated with our predefined likelihood model. In a nonparametric setting, where we typically assume an unbounded number of distinct features, it is generally hard to specify informative priors, meaning the base measure behaves more as a regularizer than a source of prior knowledge about the problem at hand (Gelman and Shalizi, 2013). In a high-dimensional parameter space, this means that, in the absence of highly informative priors, the prior probability mass around the true parameter will be vanishingly small.
2. **Computational complexity:** Inference in discrete BNP models where we are learning clusters or feature allocations is a daunting task because it involves exploring a countable, infinite-dimensional state space. This has two consequences for designing scalable inference. First, alignment issues make parallelization difficult: with an unbounded set of features, whose members change as inference proceeds, partitioning the model in a consistent manner is challenging. In particular, many methods such as collapsed samplers and variational approximations are unparallelizable. Second, exploring the infinite-dimensional space requires proposing previously unseen features. As we discussed above, in high dimensional spaces the prior probability mass near “good” features can be vanishingly small, meaning such exploration can take an unfeasibly long time which is unacceptable under finite computing time constraints.
3. **Shallow likelihood models:** Likelihood models are typically hand-engineered features that simplistically pass information about the parameters from the prior to the observable data, though this is a limitation that hinders a broader class of models beyond Bayesian non-parametric ones. These simple likelihoods limit the type of information that can be represented and cannot capture high level complex features in images or audio, for example. We need different likelihood models, which should be learned from the data, to be able to better characterize the relation between the observed data and an interpretable model.

We can observe these problems arising in popularly used BNP priors, such as in the Dirichlet process or the beta-Bernoulli process. However, improving the inference for BNP

models in terms of speed and mixing quality while still maintaining a correct algorithm is difficult. In this paper, we propose a simple method that addresses the first two limitations, and apply it to arguably the most popular BNP-based model—Dirichlet process mixture models. These two limitations are in a sense intrinsic to the BNP setting: while we focus on the Dirichlet process, they are inherent in models that involve a countably infinite parameter space and less problematic in finite-dimensional models. The third limitation, conversely, is a more general limitation of the Bayesian modeling paradigm. There are many lines of research aiming to address the problem of shallow likelihood models, including variational autoencoders (Kingma and Welling, 2014), adversarial variational Bayes (Mescheder et al., 2017) or deep hierarchical implicit models (Tran et al., 2017). While the problem of shallow likelihood models is certainly relevant in the BNP setting, incorporating these approaches is not straightforward in our current inference strategy.

The main idea in this paper is an algorithm that relies on an adaptation of a popular MCMC algorithm (Neal, 2000) together with a parallelizable procedure in which, at regular intervals, the different computation nodes share summary statistics and newly introduced features. To improve convergence, instead of sampling from the base measure, we propose a simple mechanism that samples from the data points that are not well characterized by their current clusters. With this method, we are able to find new clusters efficiently without needing to sample from the base measure.

We begin this paper with a brief introduction to the Dirichlet processes and inference for Dirichlet process mixture models in Section 2. Next in Section 3, we present our novel accelerated inference algorithm, first as an exact MCMC method and then as an approximate parallelizable algorithm. We then illustrate the performance of our algorithm in Section 4 with high dimensional, high signal to noise ratio data in which standard MCMC inference procedures for BNP models will fail to find any meaningful information and our algorithm is able to find relevant clusters. And lastly, we conclude our paper in Section 5 with a discussion of our work and present future work for this idea.

2 Background

Many nonparametric models involve placing an infinite dimensional prior on a latent variable space. The inference challenge then becomes inferring the latent representation. In this paper, we focus on mixture models, where each observation is associated with a single latent variable. The most common nonparametric prior in this context is the Dirichlet process mixture model (Antoniak, 1974), and we choose to make this the focus of our investigation. However, our proposed method could be adapted to a wider variety of nonparametric mixture models.

2.1 The Dirichlet process

A Dirichlet process (DP) is a distribution over probability measures $G \sim \text{DP}(\alpha, H)$, defined on some space, Θ . Here, H is a probability measure on Θ and $\alpha > 0$ is known as the concentration parameter. The Dirichlet process is uniquely defined by its finite-dimensional marginals: if $G \sim \text{DP}(\alpha, H)$, then the masses $G(A_1, \dots, A_k)$ assigned to any finite partition

A_1, \dots, A_k of Θ are Dirichlet $(\alpha H(A_1), \dots, \alpha H(A_k))$ -distributed (Ferguson, 1973).

The resulting measure G is discrete almost surely, and we can represent it as $G = \sum_{k=1}^{\infty} \pi_k \delta_{\theta_k}$. *A priori*, the atom sizes π_k are independent from the atom locations θ_k , and we can equivalently describe the law of the Dirichlet process in terms a distribution over an infinite sequence of weights $\pi = (\pi_1, \pi_2, \dots) \sim \text{GEM}(\alpha)$, where $\text{GEM}(\cdot)$ refers to “Griffiths, Engen and McCloskey”, which represents the stick breaking process representation of the Dirichlet process (Pitman, 2002), and a distribution over an infinite sequence of locations from the base measure, $\theta_k \stackrel{iid}{\sim} H, \theta_k \in \Theta$, which represents the family of distributions our parameters are drawn from.

In a modeling context, the discrete nature of G means that a single atom can be associated with multiple observations, allowing us to use the DP to cluster data, by associating item i with parameters θ_k with probability π_k . This mixture model is known as a Dirichlet process mixture model (DPMM), and can be written as:

$$\begin{aligned} x_i | z_i, \theta_{z_i} &\sim f(x_i | \theta_{z_i}), \quad z_i | \pi \sim \pi, \\ \pi &\sim \text{GEM}(\alpha), \quad \theta_k \sim H., \end{aligned} \tag{1}$$

Here $X = [x_i, \dots, x_n]^T$ represents the data, $Z = [z_1, \dots, z_n]$ represent the latent variable assignment of the observations to features. The infinite number of clusters assumed *a priori* by the Dirichlet process is attractive in a clustering/mixture modeling scenario because it allows us to avoid pre-specifying a fixed number of clusters while providing an *a posteriori* finite number of clusters ¹.

2.2 Inference in the Dirichlet process

One reason for the popularity of the Dirichlet process is that its finite-dimensional Dirichlet marginals lead to conjugacy to an infinite-dimensional analogue of the multinomial distribution, which allows us to construct relatively straightforward samplers (see Neal, 2000 for a number of different MCMC sampling techniques for the DPMM). As discussed by Papaspiliopoulos and Roberts (2008), these algorithms can be split into uncollapsed and collapsed samplers. Uncollapsed, or batch, samplers (Ishwaran and Zarepour, 2002; Walker, 2007; Ge et al., 2015) explicitly instantiate π . These algorithms are inherently parallelizable since the cluster allocation probability is conditionally independent given the mixing proportion. However, due to the infinite-dimensional nature of π these methods require sampling previously unseen features, and relies on the idea that some of these sampled features will be close to those found in the posterior. Collapsed, or sequential, samplers integrate out the mixing parameter π (Neal, 2000; Ishwaran and James, 2001). This typically allows for better mixing, but introduces dependencies that make parallelization challenging: the conditional distribution of z_i is dependent on the cluster allocations of all the other observations, denoted as Z_{-i} , for $i = 1, \dots, n$. Evaluating this conditional distribution is therefore unparallelizable without excessive and costly communication between processors.

¹For a more substantial introduction to the Dirichlet process and Bayesian nonparametrics, we direct the reader to Emily Fox’s Ph.D. thesis (Fox, 2009) and Gershman and Blei’s introductory tutorial (Gershman and Blei, 2012)

Numerous distributed inference procedures have been developed for fast inference in DP-based models (Ge et al., 2015; Broderick et al., 2013; Williamson et al., 2013; Dubey et al., 2020; Lovell et al., 2012). Smyth et al. (2009) propose an asynchronous method for the hierarchical Dirichlet process (Teh et al., 2004) which distributes the data across P processors and performs Gibbs sampling based on approximate marginalized distribution of $Pr(z_i|Z_{-i})$. Williamson et al. (2013) propose an exact sampler for the DPMM, but this algorithm requires that each observation associated with a particular cluster k must exist on the same processor. Ge et al. (2015) introduce an efficient map-reduce procedure for slice sampling the cluster allocations. Dubey et al. (2020) developed an exact sampler for completely random measures (CRM) which exploits the conditional independencies of the features by partitioning the random measure into a finite instantiated partition and an infinite uninstantiated partition. The instantiated portion runs the inherently parallel sampler with the mixing parameter, π , instantiated and at random one processor is selected to sample and propose new features based on the predictive distribution of the cluster assignments.

Many of these distributed methods perform well in low-dimensional spaces. However, they tend to struggle as the number of dimensions increases. This is because they all primarily address the issue of sampling cluster allocations, $Pr(Z| -)$ for $Z = (z_1, \dots, z_n)$, and assume the existence of an appropriate method for sampling parameters θ . Efficient exploration of the parameter space requires a method for sampling from the base measure in a manner that encourages samples with high posterior probability. In proposing new features, we can either propose features from an *uncollapsed* representation—meaning, drawing features from the base measure, H , and assign observations to clusters with likelihood $f(X|\theta)$. Or, we can marginalize out the clusters and sample cluster assignments from a *collapsed* likelihood, $\int f(X|\theta)H(\theta) d\theta$.

In a non-conjugate setting, both collapsed and uncollapsed algorithms require proposing new features. In a high-dimensional space, this can lead to very slow mixing, since randomly sampled features are unlikely to be close to the data. The conjugate sampler is more likely to sample better feature locations because it draws from the expectation of the likelihood with respect to the prior distribution on features but this requires us to obtain the marginal likelihood in closed form which, in general, is only available in the narrow conjugate setting.

2.3 Split-merge moves for Bayesian non-parametric models

One method to improve mixing in MCMC-based algorithms is to propose split-merge moves to accelerate feature learning in mixture models. The split-merge proposals represent bigger transitions in the posterior as opposed to the local move in typical Gibbs samplers which may get stuck into local modes. Jain and Neal (2007) and Dahl (2005) developed proposals for splitting and merging clusters in Dirichlet process mixture models in MCMC that is applicable to non-conjugate likelihoods. Chang and Fisher III (2013) developed a split-merge approach that is amenable for parallelization. Ueda and Ghahramani (2002) proposed a method for split-merges of features in a variational setting for finite mixture models while Hughes and Sudderth (2013) developed a split-merge proposal for stochastic variational inference applied to DPMMs with conjugate likelihoods. Beyond the Dirichlet process, Fox et al. (2014) developed a split-merge algorithm for the beta process hidden Markov model, a model based on the beta-Bernoulli process. However, implementing such samplers in

practice is generally difficult as they require non-trivial derivations for different BNP priors and different likelihoods.

3 Method

Our novel sampling method combines distributed parallel sampling for the Dirichlet process with an improved proposal method for new features. Essentially, we propose new features centered at observations that are poorly modeled by their assigned clusters in parallel. We begin by proposing an asymptotically exact, non-distributed sampler in Section 3.1. While this method is not a practical scalable algorithm, it provides inspiration for a two-stage inference method described in Section 3.3. The first stage of this algorithm is an acceleration stage, where features are proposed in parallel to ensure a high-quality pool of potential features. This stage is an approximation to the exact sampler in Section 3.1. To correct for the approximations introduced in this first stage, the method proceeds with a distributed MCMC algorithm that guarantees asymptotic convergence.

3.1 An exact, serial sampler with data-driven proposals

Neal’s Algorithm 8 (described in Alg 1) is a sampler where the latent DP-distributed measure is integrated out and, at each iteration, an observation’s parameter is selected from the union of the K^+ parameters associated with other data points, and a finite set of K^- “unobserved”, but instantiated, parameters sampled from the base measure H . Let K^+ represent $\left\{k : \sum_{i=1}^N \mathbf{I}(z_i = k) > 0\right\}$, the index set of allocated clusters at the current MCMC iterations, and let K^- indicate the indices of a finite set of parameters that are not currently associated with any data, but which are instantiated by the sampler. At the beginning of each iteration, these “unoccupied” parameters are replaced with m new parameters, sampled i.i.d. from H , where m is a user-defined constant. New values for “occupied” parameters $\{\theta_k : k \in K^+\}$ are sampled from their appropriate conditional distributions. Next, we iterate through the data, sampling cluster assignments from $\{z_k : k \in K^+ \cup K^-\}$. As we sample these cluster assignments, the numbers $|K^+|$ and $|K^-|$ of “occupied” and “unoccupied” clusters will change, as observations join and leave clusters.

This method of proposing new features—by sampling m features from the base distribution H —essentially means we must, slowly, explore a high dimensional space in the hope of finding meaningful clusters. Despite being guaranteed to converge asymptotically, we would not expect this inference strategy to converge in a reasonable amount of time in a realistic sense, particularly as the dimensionality of Θ grows. This is because only a small portion of the parameter space has a non-negligible amount of posterior mass to adequately model a high dimensional data set.

We follow Neal in sampling the $|K^+|$ instantiated features, but diverge in how we sample the new parameters associated with the “empty” clusters associated with K^- . Instead of sampling empty features from the base measure H , we instead propose a new set of feature locations $\{\theta_k^* : k \in K^-\}$ according to an empirical feature proposal algorithm, as seen in Algorithm 2 below, and accept or reject these features according to a Metropolis Hastings acceptance ratio.

Algorithm 1: Algorithm 8 from Neal (2000).

```

for  $i = 1, \dots, N$  do
  for  $k \in K^-$  do
     $\perp$  Sample  $\theta_k \sim H$ 
    Sample
    
$$Pr(z_i = k | -) \propto \begin{cases} n_{-ik} \cdot f(x_i | \theta_k), & k \in K^+ \\ (\alpha/m) \cdot f(x_i | \theta_k), & k \in K^- \end{cases}$$

  for  $k \in K^+$  do
     $\perp$  Sample  $\theta_k \sim Pr(\theta_k | -)$ 

```

We begin by defining the start point of our Metropolis step. Following a slight modification of Neal’s Algorithm 8, we ensure that $|K^-| = m$, by either randomly deleting unoccupied locations if the current number is greater than m , or by sampling new locations from H if the current number is less than m ; we could alternatively sample a new set of m locations from H . This step simplifies the final Metropolis Hastings ratio, by ensuring the proposal does not change the dimensionality.

Then, for each $k \in K^-$ in turn, we propose a candidate location θ^* , sampled from a mixture distribution,

$$Q = (1 - \rho)H + \rho \sum_{i=1}^n \delta_{\tilde{\theta}_{x_i}} \frac{1/f(x_i | \theta_{z_i})}{\sum_{i=1}^n (1/f(x_i | \theta_{z_i}))}. \quad (2)$$

where $\tilde{\theta}_{x_i}$ is the the data point x_i projected to the parameter space for the given likelihood (see later for a more detailed discussion). This distribution is designed to concentrate probability mass in areas that are near the data, but are not well-represented by the parameters in K^+ . With probability $1 - \rho$, we sample from the prior, and with probability ρ , we sample from an empirical distribution whose support corresponds to that of the data. The probabilities assigned with each of the data locations is inversely proportional to the data points likelihood given its current cluster assignment, $f(x_i | \theta_{z_i})$. Any alternative distribution that concentrates mass near poorly explained observations could be substituted here; we choose $1/f(\cdot)$ since it is an easily interpretable way to concentrate probability near observations that are poorly explained by their current cluster assignment

To ensure validity of the sampler, we accept the feature proposal θ^* using a Metropolis-Hastings correction. This mixture distribution and correction ensures that our sampler is still irreducible, meaning there is non-zero probability of θ_k transitioning to any other state on the parameter space’s support. If $\rho = 0$, we are proposing feature locations directly from H , meaning that the Metropolis Hastings acceptance probability simplifies to one and we automatically accept any draw from the prior, as we would typically do in Algorithm 8. The Metropolis-Hastings sampling step for uninstantiated features is described in Algorithm 2.

Practically, this method displays a flavor similar to split moves found in split-merge algorithms (Chang and Fisher III, 2013; Jain and Neal, 2000), where we hope that data points who are currently poorly represented by their cluster assignment can be split off into a new cluster. In split-merge algorithms, this occurs by explicitly assigning data to a new

cluster, and calculating the corresponding acceptance probabilities, which can be challenging to derive and implement. By contrast, we are proposing replacing unoccupied features, meaning the acceptance ratio is much more straightforward. Moreover, since the relevant features are unoccupied, our method can easily be used with non-conjugate likelihoods.

This algorithm relies on a way of selecting parameter values $\tilde{\theta}_{x_i}$ that in some way “resembles” the data point x_i . Appropriate choices here are easy to specify when the maximum likelihood or maximum a posteriori value for θ is available given a single observation x_i . This is often the case for location parameters, such as the mean of a Gaussian, the proportions of a multinomial, or the parameter of a Poisson. Where maximum likelihood estimators are not available, such as the gamma and beta distributions, we may be able to estimate a single parameter using techniques such as the method-of-moments.

However, it is still not clear how to learn higher order moment parameters. We argue that accelerating the mixing of such samplers depends more on accelerated learning of the proper locations than the scale parameters. But in such cases, we can propose new features centered at the given observation and the covariance of its previous assignment, rescaled to be more tightly centered at its mean (in the Normal-Inverse Wishart case, for example). The purpose of this proposal is so that data assigned to this cluster are more similar to the new proposed cluster, and we learn the covariance matrix by sampling posterior updates for the features in an exact fashion (like Inverse-Wishart conjugate updates) to obtain the correct posterior covariance.

Algorithm 2: Empirical Feature Proposal Algorithm

```

for  $k \in K^-$  do
  Sample  $u \sim \text{Uniform}(0, 1)$ 
  if  $u < \rho$  then
    Set proposal distribution  $Q$  to an empirical distribution of the data:
    
$$Q := \sum_{i=1}^n \delta_{\tilde{\theta}_{x_i}} \frac{1/f(x_i|\theta_{z_i})}{\sum_{i=1}^n (1/f(x_i|\theta_{z_i}))},$$

  else
    Set  $Q := H$  (the base measure)
  Draw  $\theta^* \sim Q$  and accept new state for  $\theta_k$  with probability  $\min\{1, \beta\}$  where
    
$$\beta = \frac{H(\theta^*)Q(\theta_k)}{H(\theta_k)Q(\theta^*)}$$


```

3.2 An approximate distributed inference algorithm

The exact sampler described above requires access to all of the data on a single processor—both in sampling from the empirical distribution, $\sum_{i=1}^n \delta_{\tilde{\theta}_{x_i}} \frac{1/f(x_i|\theta_{z_i})}{\sum_{i=1}^n (1/f(x_i|\theta_{z_i}))}$, and sampling the

collapsed feature assignments $Pr(Z|-)$. This makes the algorithm inherently unparallelizable. Worse yet, as the dimensionality of the data grows the probability of accepting a state sampled from the data goes to zero. To overcome these issues, next we propose an easily parallelizable approximation of our accelerated algorithm.

Our approximation consists of two components. The first is an approximation of the collapsed sampling algorithm where we replace the global summary statistics necessary for the sampler with summary statistics that are local to the processor. We choose to use this approximation because collapsed samplers, though inherently unparallelizable, exhibit better mixing properties than uncollapsed ones. Smyth et al. (2009) introduce this approximation in their distributable sampler and demonstrate that this approximation, though an incorrect sampler, still produces good empirical results. Explicitly, we accelerate sampling with a modified version of Algorithm 8 (Neal, 2000) which introduces m auxiliary features θ_k for $k = 1, \dots, m$ that represent finite realizations of the clusters. Algorithm 8 assigns cluster assignments according to the following probability:

$$Pr(z_i = k|-) \propto \begin{cases} P \cdot n_{-ik} \cdot f(x_i|\theta_k), & k \in K^+ \\ (\alpha/m) \cdot f(x_i|\theta_k), & k \in K^- \end{cases} \quad (3)$$

where n_{-ik} represents the number of observations besides observation i allocated to cluster k . Then, draw new realizations for $\theta_k, k \in K^-$ from H and update posterior values for $\theta_k, k \in K^+$. In a single processor setting, we will always have the exact value of n_{-ik} . However, in the parallel setting we no longer have the precise feature counts, which forces inter-processor communication for every state transition of z_i . Therefore, we approximate n_{-ik} with $P \cdot n_{-ikp}$ which is the local count of cluster k on processor p excluding observation i when running the algorithm in parallel, upweighted by the number of processors used.

The other approximation is to automatically accept new states for the empty features proposed from the empirical distribution, described in Algorithm 2, so as to minimize the amount of time wasted exploring portions of the feature space that lack useful information about the data. In practice, this means that we are sampling m new features at each iteration, according to Equation 3.2. This approximation sacrifices the theoretical correctness imposed by the Metropolis-Hastings step, in order to more quickly explore the state space. In contrast to DP samplers that sample feature locations from H or assign cluster allocations based on $\int f(X|\theta)H d\theta$, our accelerated sampler proposes features based on transformations of the observations to the parameter space with the lowest likelihood given its current feature allocation.

We assume that new features accepted on different processors are different from each other, thus we do not consider the problem of feature alignment. Furthermore, by dividing computation across multiple processors we can propose P times more features to explore possible new clusters that will persist after acceleration. After L subiterations of our sampler, we trigger a global synchronization step where each processor sends updated features, feature counts and feature summary statistics to instantiate new features on all processors and to update posterior values for global parameters.

3.3 A two-stage, asymptotically exact parallel inference procedure

The method described in Section 3.2 is obviously not a correct MCMC sampler for a DPMM since it does not apply appropriate Metropolis-Hastings corrections. However, we can use it as an acceleration stage in a two-stage algorithm. Moreover, in the parallel setting, the reliance of local counts is an approximation of the total counts of observations assigned to feature k . Any asymptotically correct MCMC sampler for the DPMM will eventually converge to the true posterior, regardless of its starting point—but the time required to achieve arbitrary closeness to this posterior will be strongly dependent on that start point. We begin our inference procedure by running the approximate accelerated sampler for some pre-determined number of iterations, and then switch to an exact distributable inference algorithm. This corresponds to using the empirical feature proposal distribution from Algorithm 2 with $\rho = 1$ for the accelerated stage and $\rho = 0$ for the exact stage.

We choose to use the distributed sampler of Dubey et al., 2020 in the exact stage of the sampler. The algorithm by Dubey et al. (2020) instantiates the mixing measure, π_k , for the clusters that have data assigned to them. Otherwise the algorithm integrates out the infinite dimensional tail of unoccupied clusters. This approach is applicable to any completely random measure (CRM), where we may partition the latent measure, and for transformations of CRMs, in the case of the Dirichlet process, where we can decompose the DP into a $B \sim \text{Beta}(N, \alpha)$ mixture of the two parts (Ferguson, 1973; Ghosh and Ramamoorthi, 2003). Moreover, we can use any choice of likelihood and base measure using this algorithm, unlike other MCMC samplers which may depend on using conjugate priors.

The major benefit of our accelerated sampler is that we have an efficient sampler to encourage fast mixing of the MCMC sampler without the need to integrate the latent features out of the likelihood. Thus, we can now use a variety of priors for features without encountering the problem of proposing features from the prior in high dimensional space. Our method in the DPMM case is suitably general for a wide class of data modeling scenarios. Although the most common type of mixture is the Gaussian mixture model, we do not place any assumption on the form of likelihood for $f(X|\theta)$, and we will see an example of our method applied to count data to demonstrate the flexibility of this method.

Algorithm 3 provides the exact details for the inference procedure of our accelerated sampler for one iteration. We denote K^+ to mean the set of features instantiated on all processors, K^* to mean the set of newly introduced features not yet instantiated on all processors, and K^- as the set to represent the unoccupied features. In the accelerated stage, each processor is allowed to accept new features—hence the subscript p in K_p^* and K_p^- . Once the accelerated stage ends, only one processor p^* , drawn uniformly, may sample new features while all other processor may only sample instantiated features. Furthermore, we assign cluster indicators for the features in K^+ according to an uncollapsed sampler in order to maintain theoretical correctness of the algorithm. Lastly, if the current iteration triggers a synchronization step, then all processors send summary statistics and new features to the master processor. The master processor samples new states for the global parameters, (π, α, θ) . We sample the instantiated π_k , from its conjugate update, and we sample the posterior of α from the method described in West (1992). For θ , if the choice of base measure H is conjugate to the likelihood of the model then we can sample accordingly from its conjugate update, otherwise we must update θ according to a non-conjugate method (ex:

Metropolis-Hastings, Hamiltonian Monte Carlo). After sampling the global parameters, we send the updated parameters and newly introduced features to all the processors.

Algorithm 3: Accelerated DP Inference Algorithm

```

if accelerated then
  for  $p = 1, \dots, P$  in parallel do
    for  $i = 1, \dots, n_p$  do
      Sample
      
$$Pr(z_i = k | -) \propto \begin{cases} \frac{P \cdot n_{-ikp}}{N + \alpha - 1} \cdot f(x_i | \theta_k), & k \in K^+ \\ \frac{n_{-ik}}{N + \alpha - 1} \cdot f(x_i | \theta_k), & k \in K_p^* \\ \frac{\alpha/m}{N + \alpha - 1} \cdot f(x_i | \theta_k), & k \in K_p^- \end{cases}$$

    for  $k \in K_p^-$  do
      
$$\theta_k \sim \sum_{i=1}^{n_p} \delta_{\tilde{\theta}_{x_i}} \frac{1/f(x_i | \theta_{z_i})}{\sum_{i=1}^n (1/f(x_i | \theta_{z_i}))}$$

else
  for  $p = 1, \dots, P$  in parallel do
    Sample according to Dubey et al. (2020).
if synchronization step then
  On master processor, gather summary statistics and new instantiated features from all processors.
   $K^+ := K^+ \cup_{p=1}^P K_p^*$ 
  Sample instantiated mixture weights,  $\{\pi_k : k \in Z^+\} \sim \text{Dirichlet}(\{n_k : k \in Z^+\})$ 
  Sample  $\alpha \sim \text{Gamma}(\alpha_0 + |K^+| - 1, \beta_0 + g + \log N)$ , where  $g$  is Euler's constant.
  Sample  $B \sim \text{Beta}(N, \alpha)$ .
  Sample  $\theta \sim Pr(\theta | -)$ .
  Sample  $p^* \sim \text{Uniform}(1, \dots, P)$ .
  Transmit  $\{\pi, \theta, \alpha, p^*, K^+\}$  to new processors.

```

4 Experimental Results

4.1 Synthetic example

As a basic evaluation of our accelerated sampler, we first generated synthetic 10 dimensional data with 1,000 training observations and 100 test observations from the prior of a Dirichlet mixture of multinomials:

$$f(X_i | \theta_{z_i}, z_i) \sim \text{Multinomial}(\sum_d x_{id}, \theta_{z_i}), \quad (4)$$

$$H = \text{Dirichlet}_{10}(\gamma, \dots, \gamma)$$

and applied our two-stage sampler to this data. Here, we fixed γ to 1. Even in this simple example, we can see that our accelerated sampler performs favorably in comparison to the

collapsed sampler (Neal’s Algorithm 8) and uncollapsed sampler (Ge et al.’s distributable slice sampler) with regards to convergence time. Though our method may seem like it would trivially grow to place each observation in its own cluster, the accelerated sampler does not overfit the number of features. Our method does not recover the exact number of true features, we typically cannot use DPMM models to learn the true number of clusters from the data generating process (Miller and Harrison, 2013). However, the results in Figure 1 suggest that our method converges to a similar stationary distribution as the other exact inference methods.

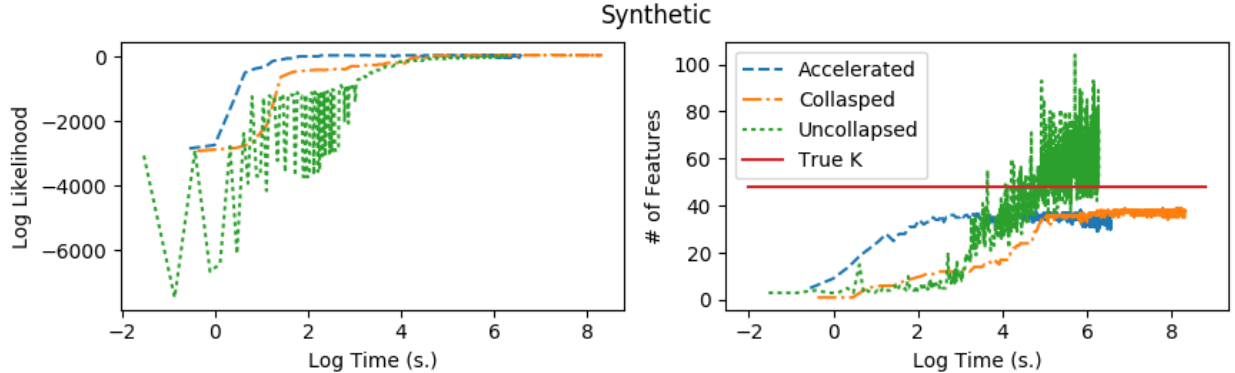


Figure 1: Test set predictive log likelihood vs. log time (seconds) and number of features vs. log time for the multinomial-Dirichlet model.

In a small, low-dimension setting we can easily run the MCMC sampler to convergence. However, for a big data scenario with high-dimensional data, we cannot realistically run the sampler until convergence especially with consideration to fixed computational budgets. In the next section, we will motivate the necessity for our accelerated MCMC method in this big data scenario by examining three image data sets that fail to mix or mix slowly with traditional sampling techniques.

4.2 Image data sets

We will apply our accelerated inference technique on three large dimensional data sets:²

- The 28×28 dimensional MNIST handwritten digit dataset (LeCun and Cortes, 1998), consisting of a training set of 60,000 images and test set of 10,000 images.
- The 168×192 dimensional Cropped Extended Yale Face Dataset B (Lee et al., 2005), divided into 1,818 training images and 606 test set images.
- The CIFAR-10 (Krizhevsky, 2009) image data set converted to greyscale with 50,000 training images and 10,000 test images.

For these image datasets, we model the data with a multinomial likelihood and a Dirichlet prior. Each image is represented as a D -dimensional vectors X_i , where each entry x_{id} is an

²Code is available at <https://github.com/michaelzhang01/acceleratedDP>

integer from 0 to 255, indicating the pixel intensity of image n 's d -th pixel and each image as having a total pixel sum as $\sum_d x_{id}$. We choose to use this likelihood because we can take advantage of multinomial-Dirichlet conjugacy and easily compare with other methods that depend on conjugate priors. However, this model choice has numerous obvious flaws—there is no spatial dependence among pixels, the likelihood does not strictly limit the value of the pixels to be less than 255, and the likelihood is sensitive to rotations and scaling of the data (this drawback becomes particularly noticeable in the MNIST example where the learned clusters are rotated and rescaled variants of the digits).

We compare our results to the mean-field variational inference algorithm for learning DP mixtures from Blei and Jordan (2006). In each experiment we initialized all observations to the same cluster and distributed the data randomly across 10 processors for the distributable algorithms (our method and the uncollapsed sampler). We ran the sampler for either 1000 iterations or two days (whichever arrived first) with a global synchronization step every 10 iterations (synchronization steps are used for our method and the uncollapsed sampler only) and stopped the accelerated sampling after 50 iterations.

To show that our acceleration method provides benefits beyond a naive initial pre-clustering, we explored several initializations for each algorithm. Rather than initialize to a single cluster, we initialized to either $K = 100$ initial clusters, either via random sampling, or by K -means clustering (labeled “Rand. Init.” and “KM Init.” on the figures, respectively). As in the previous section, we set $\gamma = 1$. We learned α according to West (1992) for the MCMC-based methods but fixed $\alpha = 10$ for the variational experiments. As a baseline comparison, we also run only the hybrid parallel DPMM algorithm from Dubey et al. (2020), which constitutes the second exact stage of our sampler, initialized with all the data in a single cluster.

For each of the datasets, we can see that the uncollapsed samplers have difficulty proposing good features in high dimensional space. In terms of predictive log likelihood, we perform favorably for each of the data sets against all the sampling methods except against the variational inference. For the uncollapsed sampler, the results demonstrate that it is difficult for the sampler to propose good locations from the prior in high dimensional space and as a result, very few new features are instantiated relative to the size of the data. While the collapsed sampler can still propose good features, the timing results in Figures 2, 4, 6 show that Neal’s Algorithm 8 is far slower than the accelerated algorithm with regards to convergence time, due to the fact that it is not inherently a parallelizable sampling algorithm. In fact, the accelerated sampler never even reaches convergence to a local mode in any of the image data set experiments. Even with the parallel hybrid method from Dubey et al. (2020), the sampler has trouble proposing new features, as evidenced by the lack of new features throughout the duration of the sampler, which suggests that having an effective feature proposal mechanism is crucial for exploring the posterior space.

Moreover, the accelerated features are clearly superior to the ones learned in the uncollapsed algorithm (see Figure 8) and are comparable to the ones learned in the variational results (Figures 12, 13, 14). In comparison to the features learned in the collapsed algorithm, our accelerated algorithm has mixed much better than the collapsed algorithm and this is apparent when inspecting some of the collapsed features which tend to be less sharp or contain obviously mis-clustered observations (the fourth feature learned in Figure 15 is a composite of the number “four” and “nine”). Although the variational inference results

indicate that variational inference is faster and performs better than our method in terms of predictive log likelihood, we would like to emphasize that the variational approach is an approximate method of Bayesian inference that typically would perform faster than sampling based approaches whereas our algorithm is an exact method for inference and performs better than the other MCMC methods examined in this paper and, critically, is parallelizable as opposed to the VI and collapsed algorithms.

Variational inference is certainly attractive to use in settings where we have conjugacy and therefore have closed form updates for the variational parameters. But if we leave this well-structured scenario, variational inference becomes very difficult to use. We either have to derive new update equations by hand, which can be very difficult, or resort to approaches like black box variational inference (Ranganath et al., 2014) which can be computationally intensive to use and suffer from high-variance (see Ruiz et al., 2016). On the other hand, we can use our method by simply replacing the sampling mechanism of uninstantiated features with our empirical data distribution, Q , regardless of whatever likelihood and prior used in the model along in addition to the hybrid distributed inference approach that we adopt.

Furthermore, the results for random and K -means initialization for the uncollapsed and collapsed samplers demonstrate that we need a smarter way of learning new features beyond just having good initial states. The results show that, under these initializations, we can learn some features of the data but we cannot fare as well as we would with the accelerated sampler. We can also see, by the poor quality of the collapsed and uncollapsed samplers, that our base measure has difficulty accurately representing out high-dimensional data set. This difficulty is one which we raised in the first point of our introduction. Thus, we need our accelerated method to learn features because our method better represents complicated datasets.

Table 1: Comparison of final predictive log likelihood results for MNIST, Yale, and CIFAR data with Dirichlet-multinomial model.

Algorithm	MNIST	Yale	CIFAR-10
Accelerated	-8.61e7	-2.43e8	-1.48e8
Acc. KM Init	-9.62e7	-2.77e8	-1.50e8
Acc. Rand Init	-9.14e7	-2.54e8	-1.54e8
Uncollapsed	-2.30e8	-8.39e8	-2.05e8
Unc. KM Init.	-1.23e8	-3.08e8	-1.60e8
Unc. Rand. Init	-1.24e8	-3.34e8	-1.58e8
Collapsed	-1.38e8	-2.72e8	-1.52e8
Coll. KM Init.	-1.12e8	-2.67e8	-1.51e8
Coll. Rand. Init	-1.29e8	-2.64e8	-1.51e8
Variational	-3.44e7	-1.20e8	-5.91e7
Hybrid	-1.85e8	-1.23e9	-2.23e8

4.3 Non-conjugate Experiments

We now apply our accelerated sampler for a setting with a non-conjugate prior-likelihood specification. Instead of the Dirichlet prior that we used in the prior experiment, we now

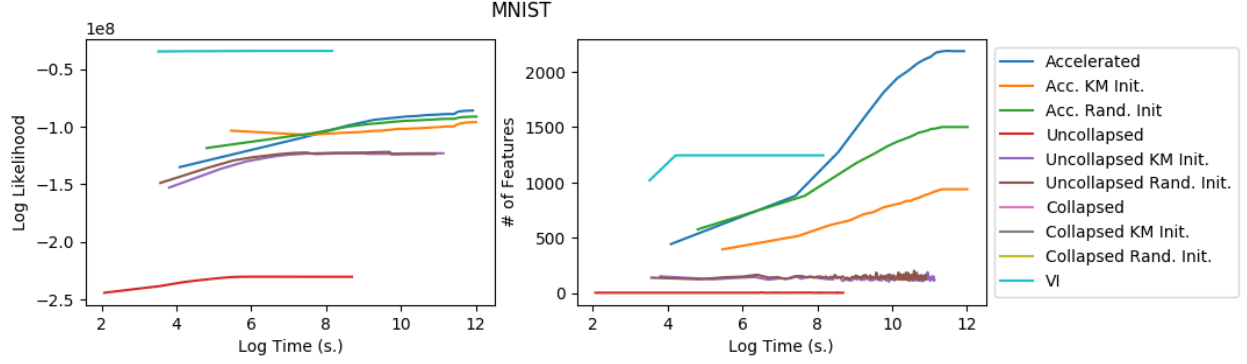


Figure 2: Test set predictive log likelihood vs. log time (seconds) and number of features vs. log time for the multinomial-Dirichlet model.

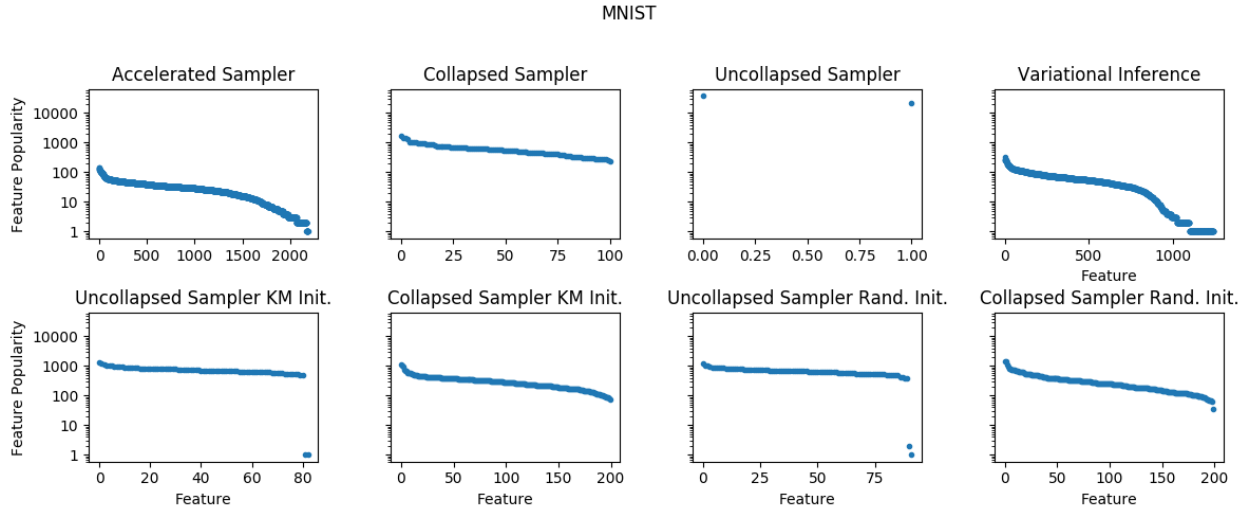


Figure 3: Popularity of each instantiated feature of the MNIST data set for the multinomial-Dirichlet model.

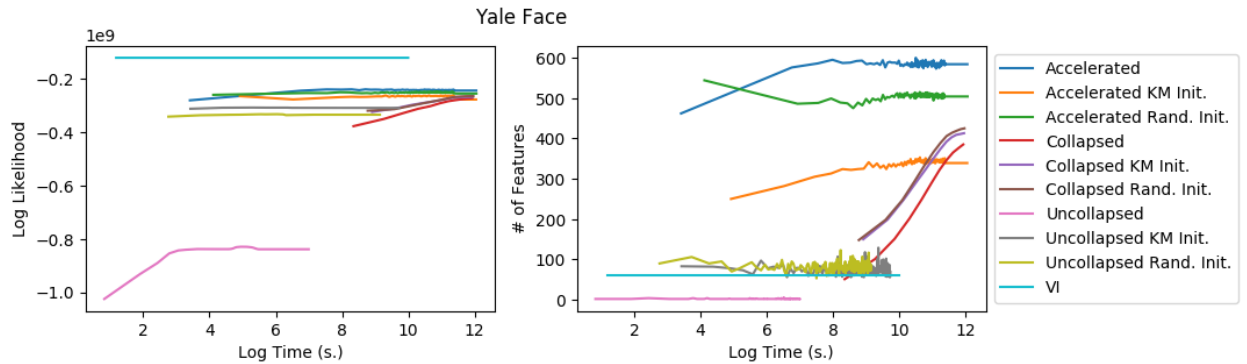


Figure 4: Test set predictive log likelihood vs. log time (seconds) and number of features vs. log time for the multinomial-Dirichlet model.

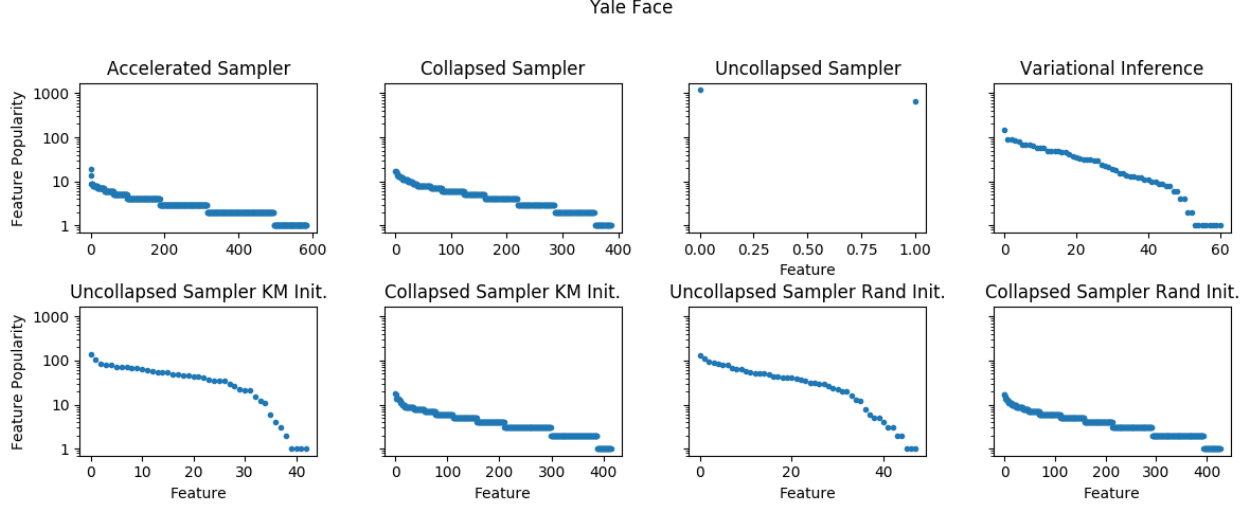


Figure 5: Popularity of each instantiated feature of the Yale data set for the multinomial-Dirichlet model.

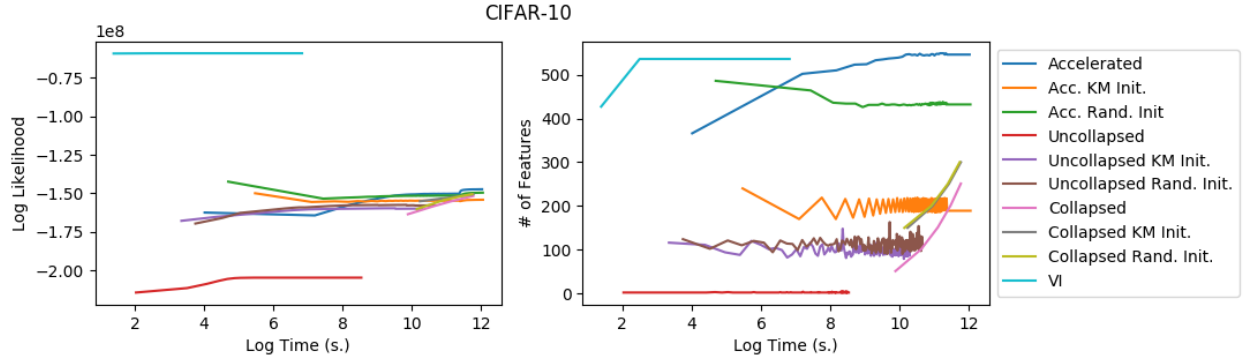


Figure 6: Test set predictive log likelihood vs. log time (seconds) and number of features vs. log time for the multinomial-Dirichlet model.

assume the base measure is a D -dimensional multivariate normal distribution with mean zero and covariance Σ and the parameter of interest, θ_k , is the multivariate normal from the base measure projected to the $D - 1$ probability simplex. For memory saving purposes, we assume the covariance parameter Σ is generated from a lower r -rank decomposition, $\Lambda\Lambda^T$, where Λ is a $D \times r$ matrix generated from independent Gaussians.:

$$f(X_i|\theta_{z_i}, z_i) \sim \text{Multinomial}(\sum_d x_{id}, \theta_{z_i}),$$

$$\theta_k = \frac{\exp\{\mu_k\}}{\sum_{d=1}^D \exp\{\mu_{k,d}\}} \quad (5)$$

$$\mu_k \sim H, \quad H = \text{MVN}(0, \Sigma),$$

$$\Sigma = \Lambda\Lambda^T, \quad \Lambda_r \sim \text{MVN}(0, \sigma_\Lambda^2 I)$$

We use the same experimental settings for the duration of the experiments and sampling

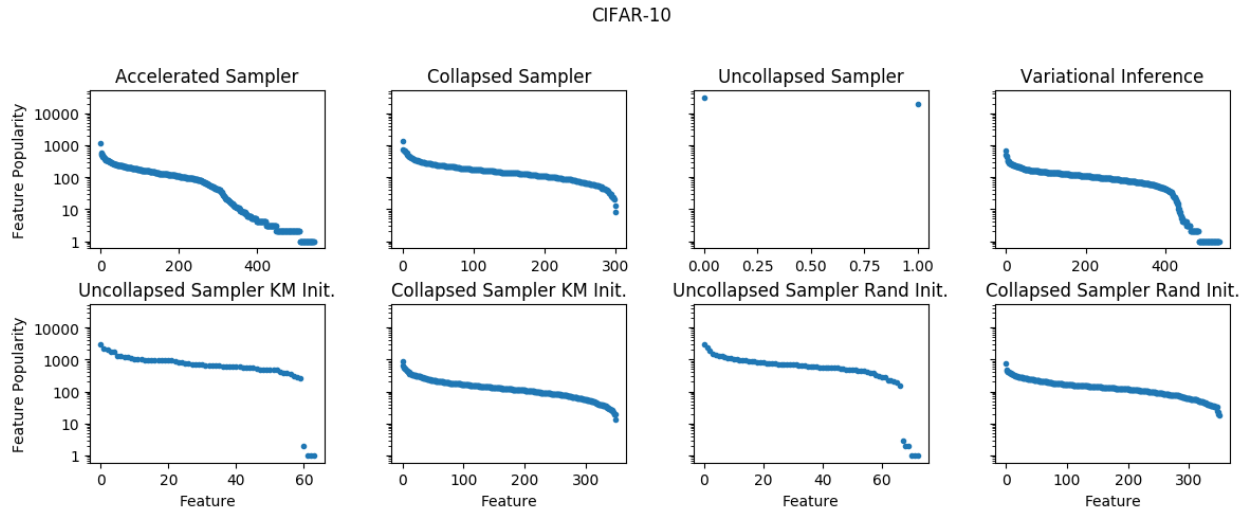


Figure 7: Popularity of each instantiated feature of the CIFAR for the multinomial-Dirichlet model.




Figure 8: Yale faces features (left), MNIST features (middle) and CIFAR features (right) obtained via uncollapsed sampling, sorted in descending order of popularity for the multinomial-Dirichlet model.

α as in the previous image examples. For posterior inference of μ_k and Λ_r , we use the elliptical slice sampler (Murray et al., 2010). Our experimental results show that we can recover clusters that represent meaningful representations of the data, as seen in Figures 18, 19, 20. To construct inference for such a model using variational inference, we would have to derive non-trivial results of ELBO-minimizing variational parameter updates, or resort to computationally intensive methods for variational updates. Here, the only non-trivial change to the earlier model is taking samples of the posterior for μ_k and Λ , for which there exist a vast library of effective posterior samplers exist. In our setting, because we assume functionals of Gaussian priors, we can use techniques that are fairly simple to use like the elliptical slice sampler. However, even with non-Gaussian priors, we can still take advantage of popular posterior inference algorithms like Hamiltonian Monte Carlo as long as we can take gradients of the log joint distribution of the likelihood and prior (which covers a wide class of likelihood-prior pairs).

5 Discussion

We have introduced a novel method to overcome a problem inherent in Bayesian nonparametric latent variable models of learning unobservable features in a high-dimensional regime




Figure 9: MNIST features obtained via accelerated sampling, sorted in descending order of popularity for the multinomial-Dirichlet model.

while also providing a data-parallel inference method suitable for “big data” scenarios. In order to accelerate the mixing of the MCMC sampler, we propose feature locations from observations that are poorly fit to its currently allocated feature during the accelerated stage of our sampler in order to find better locations for features.

After running accelerated sampling, our method then reverts to an exact algorithm, which is easily and inherently parallelizable without excessive processor communication, in order to maintain the theoretical correctness of our inference algorithm converging to the correct limiting posterior distribution. Although the experiments in this paper only consider Dirichlet process examples, our method is easily extendable to other BNP priors for mixture or admixture models like the Pitman-Yor process or hierarchical Dirichlet processes using




Figure 10: Yale faces features obtained via accelerated sampling, sorted in descending order of popularity for the multinomial-Dirichlet model.

the same parallelization strategy described in Dubey et al. (2020). However, it is less obvious how to propose new feature in an accelerated manner for feature allocation models, like in IBP-based models.

At first, it may seem that the number of features discovered for the accelerated method is excessive but we are using a very simple likelihood to model the digits instead of a more complicated model that is invariant to rotations or scalings of the data. This is apparent in the features discovered for accelerated sampling and variational inference, where a large proportion of the popular clusters learned are various forms of “ones” in the case of the




Figure 11: CIFAR features obtained via accelerated sampling, sorted in descending order of popularity for the multinomial-Dirichlet model.

MNIST data set. Furthermore, we could propose merge steps for features in order to prune the number of features if we are concerned about the number of features learned. However, we have shown that the additional benefit of our sampler is that our technique can work for a general choice of likelihood and prior, whereas using a collapsed sampler limits the model choice to a narrow range of options for data modeling. Our flexibility in model choice hopefully opens up an opportunity to effectively use more appropriate choices of priors and likelihoods for Bayesian non-parametric problems.

In future work we hope to demonstrate the continued success of Bayesian nonparamet-

1	1	1	1	1	1	1	1	1	1	1	1	1	1	1	1	1	9	1	1	7	1	1	0	0	1	1	8	7	9	9	6	9	1	
9	0	7	7	1	0	7	9	0	3	9	0	9	1	7	7	1	9	6	9	0	8	0	3	3	8	8	9	6	0	9	0	8	9	9
1	9	0	0	9	9	9	0	7	1	6	9	8	9	3	0	7	0	8	0	6	0	7	9	9	7	7	7	9	0	5	7	1	6	5
7	0	6	8	7	9	8	3	9	0	0	3	3	8	0	3	8	0	8	9	0	3	9	6	9	7	9	3	7	8	9	1	6	0	7
3	0	0	7	8	2	7	8	6	6	8	3	8	8	1	7	9	6	0	0	8	7	4	0	6	6	8	7	4	0	7	4	5	6	5
8	6	7	3	8	5	9	4	7	1	0	6	9	6	0	7	0	3	4	9	6	9	3	4	4	0	4	6	7	9	4	7	4	6	8
9	7	0	3	2	7	6	9	8	2	5	6	5	8	3	5	8	2	9	0	5	5	7	6	6	6	7	9	3	2	0	0	6	5	9
9	8	6	3	9	9	7	4	6	5	4	0	5	6	3	2	0	7	7	4	7	4	5	1	2	3	9	6	8	8	2	2	9	0	4
4	5	0	0	5	4	9	8	6	2	2	5	3	4	6	9	2	3	2	5	8	8	6	6	5	5	3	3	5	6	9	4	3	0	7
8	3	7	2	9	9	3	8	2	3	8	9	4	3	6	5	2	5	2	3	5	2	6	3	9	8	9	3	4	0	3	5	4	9	8
3	8	4	4	3	8	3	0	2	5	3	8	4	3	2	0	5	2	6	0	2	2	6	7	4	7	6	6	9	2	4	4	5	8	3
6	6	1	2	2	3	0	3	0	6	5	3	0	4	5	5	2	6	4	2	8	5	2	4	0	6	4	4	4	3	4	7	7	4	8
6	5	2	4	4	5	8	7	8	1	3	6	9	5	8	2	2	3	5	9	0	6	4	7	8	4	7	7	9	3	2	5	8	3	8
6	4	3	8	4	3	9	2	2	5	3	9	3	3	4	0	2	5	4	2	2	9	6	4	0	1	8	7	3	4	2	3	5	6	3
8	9	8	5	6	5	8	5	8	3	9	1	8	8	4	6	2	4	3	2	4	0	0	2	4	4	6	3	4	6	0	5	3	8	6
6	5	9	6	4	0	3	7	7	7	6	5	3	0	6	4	5	2	2	7	3	8	4	3	9	2	8	2	7	0	3	7	2	6	4
8	2	3	8	8	8	8	4	2	3	6	2	4	8	7	2	7	4	4	5	0	7	1	8	4	4	5	8	7	2	6	8	5	8	2
8	6	2	5	5	5	5	8	9	8	3	4	5	4	4	0	2	3	6	5	5	2	6	5	2	8	7	4	8	4	7	2	4	4	2
7	9	8	2	4	2	6	5	6	3	8	6	6	5	5	5	2	5	7	2	2	5	2	8	6	5	3	3	6	4	4	2	3	4	8
1	2	5	3	2	8	4	5	2	6	4	8	7	2	6	4	4	8	2	4	2	2	4	6	5	0	4	6	3	2	2	5	2	5	8
5	2	5	2	2	2	4	2	6	2	2	8	3	0	2	5	5	7	4	2	4	4	5	4	5	5	2	4	8	4	7	5	5	2	2
4	3	2	3	1	6	6	5	8	4	2	6	5	5	3	4	5	2	3	4	5	2	4	5	2	2	5	2	7	2	5	0	1	3	
3	5	0	2	2	6	2	7	6	3	8	7	5	7	2	3	6	2	8	3	6	4	7	2	2	4	2	8	2	8	6	2	5	5	5
2	3	4	2	8	4	6	8	8	3	5	5	6	4	2	7	2	4	2	4	4	5	8	7	3	3	2	2	2	5	5	4	4	2	
3	0	9	4	2	7	1	7	1	2	6	2	7	7	7	8	3	2	7	2	7	5	2	7	2	6	5	4	2	3	3	2	6	1	
2	4	5	0	8	5	5	2	2	2	7	2	8	6	2	7	8	3	8	5	8	7	8	4	4	3	5	2	9	7	0	7	4	9	
4	6	2	2	3	6	6	0	7	2	5	4	2	8	7	6	5	3	3	4	0	3	9	2	8	1	3	2	0	8	8	3	8	2	
5	6	3	8	2	2	6	4	9	8	2	4	2	2	6	6	8	6	3	3	3	5	2	0	2	5	7	5	5	3	6	2	8	7	3
6	3	5	3	5	9	2	3	8	2	8	8	2	2	7	5	2	5	4	9	4	2	8	0	4	5	2	7	4	5	2	2	7	4	0
2	4	9	6	8	9	4	3	8	8	4	3	3	7	2	9	8	2	8	6	4	5	4	5	3	8	6	8	2	2	6	8	5	7	2
2	9	3	8	2	8	2	2	0	1	9	8	7	5	3	7	8	5	6	2	8	4	6	7	2	2	2	0	2	5	4	2	3	7	8
2	6	4	4	2	2	0	7	0	0	5	3	4	2	4	3	2	2	4	3	2	4	8	2	7	7	8	2	2	5	2	2	2	8	2
3	2	3	1	2	8	2	5	2	8	2	4	4	5	5	4	5	2	3	5	9	3	9	2	2	5	8	8	0	6	2	0	2	0	
6	9	8	1	9	0	8	3	3	0	8	6	4	5	2	8	2	5	8	6	3	2	8	9	8	1	8	7	5	2	2	4	4	2	7
4	5	8	8	8	5	8	8	2	2	2	4	8	9	7	2	2	5	5	7	2	9	8	8	7	3	5	0	3	9	8	2	4	2	

Figure 12: MNIST features obtained via variational inference, sorted in descending order of popularity for the multinomial-Dirichlet model.

rics in modeling complex data while demonstrating the additional benefit that Bayesian and Bayesian nonparametric methods have in providing a natural representation of uncertainty quantification of our results and predictions while having a theoretically motivated methodology of adapting model complexity to the data.




Figure 13: Yale faces features obtained via variational inference, sorted in descending order of popularity for the multinomial-Dirichlet model.




Figure 14: CIFAR features obtained via accelerated sampling, sorted in descending order of popularity for the multinomial-Dirichlet model.



Figure 15: MNIST features obtained via collapsed sampling, sorted in descending order of popularity for the multinomial-Dirichlet model.




Figure 16: Yale faces features obtained via variational inference, sorted in descending order of popularity for the multinomial-Dirichlet model.




Figure 17: CIFAR faces features obtained via collapsed sampling, sorted in descending order of popularity for the multinomial-Dirichlet model.

8	5	3	7	3	0	7	5	6	3	4	0	3	7	7	4	5	8	6	8	6	9	0	4	0	6	9	5	0	8	/	8	5	7	9	3	7	/	6	3	1	6	9	5	2	7	
3	7	7	4	3	2	1	6	2	7	9	9	8	7	4	0	3	9	3	7	8	0	5	4	6	6	8	5	2	0	9	0	7	7	9	3	5	3	4	2	6	3	0	7	5		
4	9	3	9	7	0	2	4	0	1	7	5	9	0	2	4	9	3	4	7	3	9	4	3	9	8	0	8	1	3	3	4	7	2	4	5	4	6	4	5	8	2	0	0	8		
2	9	5	7	4	0	3	1	3	7	4	2	2	1	2	9	3	4	3	4	5	4	3	0	8	2	0	5	9	9	9	7	0	4	8	6	9	2	5	3	5	6	8	7	6		
2	3	3	2	9	7	0	3	7	2	1	8	3	4	7	5	8	9	6	2	7	1	7	4	6	3	6	4	5	4	5	7	4	7	3	5	8	4	6	5	9	3	6	5	0		
2	0	2	6	0	4	7	4	5	9	5	5	0	8	7	5	1	0	7	9	6	5	6	3	8	2	9	4	5	1	6	4	3	2	2	5	5	2	6	6	4	3	7	5	6		
0	7	3	0	6	3	0	3	6	6	2	6	5	0	0	4	2	3	2	3	5	8	7	7	0	3	3	5	6	8	6	3	9	6	4	6	3	8	9	7	5	0	2	4			
9	2	5	2	4	3	3	3	0	7	0	7	0	0	8	3	4	9	7	1	5	7	0	2	2	0	8	4	3	7	2	7	6	4	2	7	9	2	0	0	5	7	3	5			
6	5	2	3	6	7	3	2	7	5	2	7	3	3	0	4	6	1	5	2	4	2	5	7	7	4	3	6	0	5	5	8	7	2	2	6	5	7	3	2	5	6	4	5			
5	6	0	3	0	3	7	0	7	5	2	0	7	8	6	2	6	4	8	5	6	2	0	2	4	9	3	5	3	0	6	2	8	2	0	2	6	2	2	7	3	4	5				
8	2	5	3	2	0	3	2	5	3	6	0	2	4	1	8	5	0	5	8	4	7	2	9	5	7	2	2	3	3	7	2	0	3	7	1	0	2	3	0	0	2	5				
3	7	2	6	7	8	0	0	0	8	7	6	6	7	6	0	3	0	2	2	5	7	2	7	3	4	4	2	2	0	3	2	2	6	2	8	5	3	8	3	6	4	4	2	5		
2	1	2	6	9	7	3	4	2	5	7	0	3	4	4	3	7	3	2	9	0	2	7	9	4	8	6	6	7	0	8	4	8	4	2	3	2	0	2	3	5	8	9				
8	3	0	5	7	8	2	0	6	8	8	4	0	9	9	6	6	7	8	4	9	0	4	6	6	2	8	5	4	0	5	7	7	1	0	0	7	0	6	3	7	2	0	0	2		
4	7	0	9	5	2	8	6	2	0	2	0	8	3	9	7	5	7	0	8	8	2	4	0	3	0	8	2	3	2	4	0	2	2	8	2	5	5	2	4	0	6	6	4			
7	6	7	6	2	0	2	2	2	6	8	2	2	4	2	0	6	0	4	9	0	3	0	3	0	2	8	3	8	4	3	8	3	8	6	8	0	5	5	0	0	0	0				
6	4	6	3	0	4	3	7	9	0	0	5	3	3	0	0	2	2	3	5	3	7	6	0	5	8	7	6	8	4	7	5	2	3	3	6	3	5	8	0	4	5	4	2			
2	0	8	4	5	2	8	0	3	4	3	2	0	3	2	2	3	0	0	0	6	2	3	5	8	5	3	4	0	2	2	0	8	2	7	5	2	4	3	0	1	5	0				
2	2	5	6	2	0	6	0	2	2	5	0	2	4	3	4	5	6	7	1	8	7	4	2	2	7	2	8	7	0	2	8	2	9	3	2	2	6	3	7	2	9	4	6	0		
1	2	3	0	4	6	2	6	3	1	0	2	9	0	8	0	6	3	9	6	6	4	9	2	7	2	8	2	0	8	2	2	2	0	6	0	4	2	0	6	4	5	2				
7	0	2	6	6	2	7	3	7	2	3	3	6	6	4	4	5	6	2	3	9	0	8	5	1	2	5	2	5	2	4	3	8	8	4	2	1	2	0	0	4	2	2				
2	8	4	7	5	0	4	2	0	6	3	2	2	2	4	4	9	6	6	7	7	8	2	6	5	0	8	5	2	0	2	4	2	4	2	1	0	4	2	3	2	2	5	7			
2	4	6	4	7	3	2	2	8	8	0	2	6	5	5	6	7	9	7	3	4	0	2	9	2	7	6	6	2	2	7	2	2	2	2	0	2	2	1	3	0	8	9				
8	2	9	0	7	3	6	9	2	5	5	4	6	6	7	8	3	4	7	5	2	5	2	0	4	3	6	3	3	8	8	8	7	4	6	7	2	4	2	8	0	5	4	7	3		
2	0	7	2	6	5	3	8	5	0	2	7	4	6	2	3	7	7	6	0	2	0	0	0	9	6	5	5	2	2	6	8	8	2	9	2	6	2	9	4	4	4	4				
0	4	5	2	3	7	3	2	8	7	2	0	1	0	6	2	8	5	2	4	4	8	3	4	2	6	5	0	2	2	2	6	5	0	2	2	2	2	2	2	4	0	0	6	7		
2	7	5	5	2	4	6	9	7	5	4	2	8	4	9	6	4	2	3	6	2	3	4	4	2	2	2	5	7	5	7	6	2	2	8	5	4	2	2	7	2	2	5	6			
2	4	7	2	2	2	9	3	0	9	4	8	9	5	8	6	8	2	2	5	6	8	7	8	7	0	8	3	7	7	7	4	6	8	8	2	5	7	4	6	7	2	5	5			
6	0	7	5	4	3	7	2	5	4	3	4	9	7	8	0	0	2	7	7	5	0	6	4	2	2	6	6	0	2	2	7	2	7	4	7	6	0	2	2	6	7	3	8			
8	2	3	8	3	7	8	2	6	8	6	8	8	4	8	2	8	1	3	2	3	7	2	5	5	8	2	2	4	4	3	8	8	6	6	7	3	4	4	4	5	9	6				
8	2	2	2	2	6	0	2	9	2	8	2	5	3	6	3	5	7	4	3	2	5	3	2	2	8	5	3	2	2	8	7	2	2	9	3	8	6	4	6	5	0	2	0	2	1	6
8	2	7	0	6	3	2	2	2	8	3	4	6	2	5	9	5	2	8	2	0	2	4	2	5	4	7	8	9	2	2	8	2	3	1	2	3	6	3	8	2	2	8				
8	4	2	0	2	0	6	0	6	9	4	3	5	7	9	0	2	5	4	4	5	2	4	6	2	2	6	5	2	3	8	9	0	2	2	6	5	9	2	2	2	2	0	0			
3	7	4	0	2	3	4	6	5	0	3	9	5	5	6	7	8	2	8	2	2	2	2	4	3	4	7	3	6	3	6	4	3	4	6	6	8	0	8	8	2	4	6				
4	0	8	8	6	6	8	8	6	8	9	3	8	7	2	3	8	4	5	0	3	8	9	6	0	8	8	3	2	5	2	9	8	3	0	3	5	2	6	2	2	3	8	3			
2	8	2	3	1	8	0	7	8	3	5	2	4	6	2	9	6	2	0	6	4	4	6	5	2	3	2	7	0	4	7	0	4	3	2	8	8	5	0	2	7	5					
5	2	5	9	5	8	6	2	5	8	3	8	2	8	8	8	2	9	4	8	3	2	5	2	5	0	2	8	9	3	0	8	3	2	8	5	7	2	9	0	2	4					
7	0	2	2	8	0	4	0	4	7	8	6	1	2	4	2	7	8	5	5	0	0	4	0	9	0	3	0	0	8	0	3	6	2	8	8	8	2	0	8	2	2	3				
8	8	0	8	0	2	2	2	0	2	3	8	7	2	3	8	2	3	2	5	3	5	0	3	7	2	3	4	9	4	9	4	7	8	8	8	8	8	6	2	7	2	2				
8	0	3	8	6	2	2	3	8	5	3	0	2	8	5	3	4	5	7	8	5	5	2	2	0	2	8	0	2	8	0	2	5	5	0	8	9	9	0	9	0	8					
5	2	5	8	7	8	4	8	0	5	7	6	5	5	5	5	5	5	5	5	5	5	5	5	5	5	5	5	5	5	5	5	5	5	5	5	5	5	5	5	5	5	5	5			

Figure 18: MNIST features obtained via accelerated sampling, sorted in descending order of popularity for the multinomial-log normal model.



Figure 19: Yale faces features obtained via accelerated sampling, sorted in descending order of popularity for the multinomial-log normal model.




Figure 20: CIFAR features obtained via accelerated sampling, sorted in descending order of popularity for the multinomial-log normal model.

References

- Antoniak, C. E. (1974). Mixtures of Dirichlet processes with applications to Bayesian non-parametric problems. *Ann. Statist.*, 2(6):1152–1174.
- Blei, D. M. and Jordan, M. I. (2006). Variational inference for Dirichlet process mixtures. *Bayesian Analysis*, 1(1):121–143.
- Broderick, T., Kulis, B., and Jordan, M. (2013). MAD-Bayes: MAP-based asymptotic derivations from Bayes. In Dasgupta, S. and McAllester, D., editors, *Proceedings of the 30th International Conference on Machine Learning*, volume 28 of *Proceedings of Machine Learning Research*, pages 226–234, Atlanta, Georgia, USA. PMLR.
- Chang, J. and Fisher III, J. W. (2013). Parallel sampling of DP mixture models using sub-cluster splits. In *Advances in Neural Information Processing Systems*, pages 620–628.
- Dahl, D. B. (2005). Sequentially-allocated merge-split sampler for conjugate and nonconjugate Dirichlet process mixture models. *Journal of Computational and Graphical Statistics*, 11(1):6.
- Dubey, A., Zhang, M. M., Xing, E. P., and Williamson, S. A. (2020). Distributed, partially collapsed MCMC for Bayesian nonparametrics. *International Conference on Artificial Intelligence and Statistics*, 108:3685–3695.
- Ferguson, T. S. (1973). A Bayesian analysis of some nonparametric problems. *Ann. Statist.*, 1(2):209–230.
- Fox, E. B. (2009). *Bayesian nonparametric learning of complex dynamical phenomena*. PhD thesis, Massachusetts Institute of Technology.
- Fox, E. B., Hughes, M. C., Sudderth, E. B., Jordan, M. I., et al. (2014). Joint modeling of multiple time series via the beta process with application to motion capture segmentation. *The Annals of Applied Statistics*, 8(3):1281–1313.
- Ge, H., Chen, Y., Wan, M., and Ghahramani, Z. (2015). Distributed inference for Dirichlet process mixture models. In *Proceedings of the 32nd International Conference on Machine Learning (ICML-15)*, pages 2276–2284.
- Gelman, A. and Shalizi, C. R. (2013). Philosophy and the practice of Bayesian statistics. *British Journal of Mathematical and Statistical Psychology*, 66(1):8–38.
- Gershman, S. J. and Blei, D. M. (2012). A tutorial on Bayesian nonparametric models. *Journal of Mathematical Psychology*, 56(1):1–12.
- Ghosh, J. K. and Ramamoorthi, R. V. (2003). *Bayesian Nonparametrics*. Springer.
- Griffiths, T. L. and Ghahramani, Z. (2011). The Indian buffet process: An introduction and review. *The Journal of Machine Learning Research*, 12:1185–1224.

- Hughes, M. C. and Sudderth, E. (2013). Memoized online variational inference for Dirichlet process mixture models. In *Advances in Neural Information Processing Systems*, pages 1133–1141.
- Ishwaran, H. and James, L. F. (2001). Gibbs sampling methods for stick-breaking priors. *JASA*, 96(453):161–173.
- Ishwaran, H. and Zarepour, M. (2002). Exact and approximate sum representations for the Dirichlet process. *Canadian Journal of Statistics*, 30(2):269–283.
- Jain, S. and Neal, R. M. (2000). A split-merge Markov chain Monte Carlo procedure for the Dirichlet process mixture model. Technical Report 2003, Dept. of Statistics, University of Toronto.
- Jain, S. and Neal, R. M. (2007). Splitting and merging components of a nonconjugate Dirichlet process mixture model. *Bayesian Analysis*, 2(3):445–472.
- Jordan, M. I. (2011). The era of big data. *ISBA Bulletin*, 18(2):1–3.
- Kim, B., Shah, J. A., and Doshi-Velez, F. (2015). Mind the gap: A generative approach to interpretable feature selection and extraction. In Cortes, C., Lawrence, N. D., Lee, D. D., Sugiyama, M., and Garnett, R., editors, *Advances in Neural Information Processing Systems 28*, pages 2251–2259. Curran Associates, Inc.
- Kingma, D. P. and Welling, M. (2014). Auto-encoding variational Bayes. *ICLR 2014*.
- Krizhevsky, A. (2009). Learning multiple layers of features from tiny images. Technical report, University of Toronto.
- LeCun, Y. and Cortes, C. (1998). The MNIST database of handwritten digits.
- Lee, K.-C., Ho, J., and Kriegman, D. J. (2005). Acquiring linear subspaces for face recognition under variable lighting. *IEEE Transactions on pattern analysis and machine intelligence*, 27(5):684–698.
- Lovell, D., Adams, R. P., and Mansingka, V. K. (2012). Parallel Markov chain Monte Carlo for Dirichlet process mixtures. In *Workshop on Big Learning, NIPS*.
- Mescheder, L. M., Nowozin, S., and Geiger, A. (2017). Adversarial variational Bayes: Unifying variational autoencoders and generative adversarial networks. *CoRR*, abs/1701.04722.
- Miller, J. W. and Harrison, M. T. (2013). A simple example of Dirichlet process mixture inconsistency for the number of components. In *Advances in Neural Information Processing Systems*, pages 199–206.
- Murray, I., Adams, R. P., and MacKay, D. J. (2010). Elliptical slice sampling. *Journal of Machine Learning Research*, 9:541–548.
- Neal, R. M. (2000). Markov chain sampling methods for Dirichlet process mixture models. *Journal of Computational and Graphical Statistics*, 9(2):249–265.

- Papaspiliopoulos, O. and Roberts, G. O. (2008). Retrospective Markov chain Monte Carlo methods for Dirichlet process hierarchical models. *Biometrika*, 95(1):169–186.
- Pitman, J. (2002). Combinatorial stochastic processes. Technical Report 621, Dept. Statistics, UC Berkeley. Lecture notes for St. Flour course.
- Ranganath, R., Gerrish, S., and Blei, D. (2014). Black box variational inference. In *Artificial Intelligence and Statistics*, pages 814–822.
- Ruiz, F., Titsias, M., and Blei, D. (2016). Overdispersed black-box variational inference. In *32nd Conference on Uncertainty in Artificial Intelligence*, pages 647–656.
- Smyth, P., Welling, M., and Asuncion, A. U. (2009). Asynchronous distributed learning of topic models. In *Advances in Neural Information Processing Systems*, pages 81–88.
- Teh, Y. W., Jordan, M. I., Beal, M. J., and Blei, D. M. (2004). Hierarchical Dirichlet processes. *Journal of the American Statistical Association*, 101.
- Tran, D., Ranganath, R., and Blei, D. M. (2017). Deep and hierarchical implicit models. *CoRR*, abs/1702.08896.
- Ueda, N. and Ghahramani, Z. (2002). Bayesian model search for mixture models based on optimizing variational bounds. *Neural Networks*, 15(10):1223–1241.
- Walker, S. G. (2007). Sampling the Dirichlet mixture model with slices. *Communications in Statistics—Simulation and Computation*(**R**), 36(1):45–54.
- West, M. (1992). Hyperparameter estimation in Dirichlet process mixture models.
- Williamson, S. A., Dubey, A., and Xing, E. (2013). Parallel Markov chain Monte Carlo for nonparametric mixture models. In *Proceedings of the 30th International Conference on Machine Learning*, pages 98–106.