

Accelerated Inference for Latent Variable Models

Michael M. Zhang¹, Fernando Pérez-Cruz²

michael_zhang@utexas.edu, fperezcr@stevens.edu

¹ Department of Statistics and Data Science. The University of Texas at Austin.

² Department of Computer Science. Stevens Institute of Technology

December 14, 2024

Abstract

Inference of latent feature models in the Bayesian nonparametric setting is generally difficult, especially in high dimensional settings, because it usually requires proposing features from some prior distribution. In special cases, where the integration is tractable, we could sample feature assignments according to a predictive likelihood. However, this still may not be efficient in high dimensions. We present a novel method to accelerate the mixing of latent variable model inference by proposing feature locations from the data, as opposed to the prior. This sampling method is efficient for proper mixing of the Markov chain Monte Carlo sampler, computationally attractive because this method can be performed in parallel, and is theoretically guaranteed to converge to the posterior distribution as its limiting distribution.

1 Introduction

Bayesian nonparametrics (BNP) seems perfectly suited for the era of big data (Jordan, 2011), in which ever-expanding databases of high-dimensional data cannot be dealt with simplistically. Generative processes priors like the Dirichlet process (Ferguson, 1973) or the Indian buffet process (Griffiths and Ghahramani, 2011) allow for modeling latent variables like clusters or otherwise unobservable features in our data and adapting the complexity of the model in accordance to the complexity of the data. Even if we had some understanding of the latent structure in the data, we would not necessarily know their exact forms and implications in the model *a priori*. The BNP solution, which divides the data into discrete features and clusters, fosters interpretable models that would naturally lead to new hypotheses about the information in such databases (Kim et al., 2015). For example, in a general medical records dataset containing billions of observations, a cluster (or feature) composed of 0.001% of the population still includes tens of thousands of people. But if looking at a fraction of the data, these clusters may be seen as outliers at best and it would be difficult to characterize their meaning. Exploring large, complicated databases with the intention of finding interpretable new features by adapting the model complexity to the complexity of the data is BNP’s most

prominent and promising feature. Unfortunately, BNP fails to deliver on this promise for at least three intrinsic limitations:

1.) Base measure definition: The base measure divides the available probability mass over the whole input space for a predefined likelihood model. It controls which models are feasible and which are not. For high-dimensional data, we would need to spread the probability mass thin even if we had the “right” base measure, which might prevent finding the correct representation of our data. When we do not, the base measure can be better understood as a regularizer to avoid the curse of dimensionality than a distribution that encodes all our prior knowledge about the problem at hand.

2.) Shallow likelihood models: Likelihood models are typically hand-engineered features that simplistically pass information about the parameters from the prior to the observable data. These simple likelihoods limit the type of information that can be represented and cannot capture high level complex features in images or audio, for example. We need different likelihood models, which should be learned from the data, to be able to better characterize the relation between the observed data and an interpretable model.

3.) Computational complexity: Inference in BNP models cannot be readily parallelized, because traditional collapsed sampling methods and variational approximations requires processing the data sequentially. Uncollapsed sampling can be parallelized, because the sufficient statistics are explicitly defined, but finding good features by sampling from a high-dimensional base measure is highly improbable.

In this paper, we propose a method for addressing the first and last limitation. The second limitation is also relevant and there are many papers working toward that goal: Variational autoencoders (Kingma and Welling, 2014), adversarial variational Bayes (Mescheder et al., 2017) or deep hierarchical implicit models (Tran et al., 2017), among many others. But, incorporating them is not straightforward in our current inference strategy.

The main idea in this paper is an algorithm that relies on an adaptation of Neal’s Algorithm 8 (Neal, 1998) together with a parallelizable procedure in which every few iterations the different nodes share summary statistics and newly introduced features. To improve convergence, instead of sampling from the base measure, we propose a simple mechanism that samples from the data points that are not well characterized by their current clusters. With this method, we are able to find new cluster without needing to sample from the base measure. We illustrate the algorithms with high dimensional, high signal to noise ratio in which standard MCMC inference procedures for BNP model will fail to find any meaningful information and our algorithm is able to find relevant clusters.

2 Background

One of the most common examples of a latent variable model is the mixture model. In this paper we will apply our technique to the Dirichlet process mixture model (DPMM) (Antoniak, 1974), which is the Bayesian non-parametric generalization of the finite mixture model that assumes an *a priori* infinite number of mixtures.

2.1 The Dirichlet process

The Dirichlet process (DP) itself is a distribution, $G \sim \text{DP}(\alpha, H)$, over distributions wherein its finite marginal distributions are Dirichlet distributed (Ferguson, 1973). Equivalently, we can represent a DP as a discrete measure: $G = \sum_{k=1}^{\infty} \pi_k \delta_{\theta_k}$ which allows for a single atom to be associated with multiple observations. This discreteness property allows for us to use the DP to cluster data using the DPMM. In this paper, we will consider the DPMM as our latent variable model of interest:

$$X_i|z_i, \theta_{z_i} \sim P(X_i|\theta_{z_i}), z_i|\pi \sim \text{Multinomial}(\pi), \pi|\alpha \sim \text{GEM}(\alpha), \theta_k \sim H. \quad (1)$$

where GEM refers to the stick breaking process of generating weights for the clusters (Pitman, 2002). The infinite *a priori* number of clusters assumed by the Dirichlet process is attractive in a clustering/mixture modeling scenario because it allows us to avoid pre-specifying a fixed number of clusters while providing an *a posteriori* finite number of clusters.

2.2 Dirichlet process inference

The Dirichlet process in particular is attractive because its marginal Dirichlet property allows for tractable inference. Neal (1998) provides an overview of different MCMC sampling techniques for the DPMM. Sampling methods for the Dirichlet process broadly fall into two categories: methods that integrate out the mixing parameter, π (Neal, 1998; Ishwaran and James, 2001), and methods that leave π instantiated (Ishwaran and Zarepour, 2002; Walker, 2007; Ge et al., 2015). Inference methods that allow π to be instantiated are inherently parallelizable since the cluster allocation probability is conditionally independent given the mixing proportion, but proposing new features under this setting is difficult due to the infinite dimension of the mixing proportion. On the other hand, integrating out π allows us to deal only with the cluster allocation and not the mixing proportion. This, in conjunction with a likelihood $P(X_i|\theta_{z_i})$, provides a full conditional distribution to be used in a Gibbs sampler. However, $\int P(Z|\pi, \alpha)P(\pi|\alpha) d\pi$ means that the marginal distribution of z_i becomes dependent on all other cluster allocations z_{-i} which is unparallelizable without excessive and costly communication between processors.

Numerous distributed inference procedures have been developed for fast inference of DP models. Smyth et al. (2009) propose an asynchronous method for the hierarchical Dirichlet process (Teh et al., 2004) which distributes the data across P processors and performs Gibbs sampling based on approximate marginalized distribution of $z_i|z_{-i}$. Williamson et al. (2013) propose an exact sampler for the DPMM, but requires that each observation associated with a particular cluster k must exist on the same processor. Zhang (2016) developed an exact sampler for completely random measures (CRM) which exploits the conditional independencies of the features by partitioning the random measure into a finite instantiated partition and an infinite uninstantiated partition. The instantiated portion runs the inherently parallel sampler with the mixing parameter, π , instantiated and at random one processor is selected to sample and propose new features based on the predictive distribution of the cluster assignments.

2.3 Inferential problems

However, none of these techniques deal with the problem of sampling good feature locations in high dimensional space. The distributed samplers described above only seek to accomplish (approximately for Smyth et al. (2009)) correct inference. Zhang (2016) proposed to allow all processors to propose new features to encourage better mixing of the MCMC sampler before proceeding with exact inference and only allowing one processor to propose new features. But, the proposal of new features themselves poses a serious problem in the DPMM. In proposing new features, we can either propose features from an *uncollapsed* representation—meaning, drawing features from the prior, $P(\theta)$, and assign observations to clusters with likelihood $P(X|\theta)$. Or, we can marginalize out the clusters and sample cluster assignments from a *collapsed* likelihood, $\int P(X|\theta)P(\theta) d\theta$.

In high dimensional settings, the uncollapsed sampler is likely to fail to find good locations for features. The collapsed sampler is more likely to sample better feature locations because it draws from the expectation of the likelihood with respect to the prior distribution on features but this requires us to obtain the collapsed distribution in closed form which, in general, is not available. Even if the collapsed distribution were available in closed form, situations where the features occupy a sparse region of its domain will also lead the collapsed sampler to fail to find good features (we will demonstrate an example of this failure in the Section 4).

3 Method

Our novel sampling method allows for both distributed parallel sampling for the Dirichlet process and a better sampling and proposing method of new features. Essentially, we propose new features centered at observations that are poorly fit to its assigned cluster in parallel and after the accelerated portion of sampling we proceed with an inherently parallel uncollapsed sampler with instantiated mixing parameter π .

The sampling method first begins in an “accelerated” stage, where we draw proposals for features from the observations as opposed to the prior. In order to deal with the problem of proper mixing, we propose a method that samples locations for features from observations where its current latent feature assignment has low likelihood. As opposed to other DP samplers that sample feature locations from $P(\theta)$ or assign cluster allocations based on $\int P(X|\theta)P(\theta) d\theta$, our accelerated sampler proposes features from a distribution where its expectation is proportional to $P(X_j|\theta_{z_j})$ for the $j = 1, \dots, J$ observations with the lowest likelihood at its current feature allocation. In the Gaussian distributed examples in Section 4.1, we set the covariance of each proposal to be the covariance of its current allocated feature divided by some constant greater than one ¹. Additionally, we write that the feature should be proportional to the data because the feature locations in the multinomial-Dirichlet examples in Section 4.2 have features proposed from the observations normalized so that the proposed feature sums to 1.

We further approximate inference for a DPMM during accelerated sampling with a modified version of Algorithm 8 Neal (1998) which introduces S auxiliary features θ_k for

¹For all examples seen in Section 4.1 we divide by 10

$k = 1, \dots, S$ that represent finite realizations of the clusters. If N_k represents the number of observations assigned to cluster k then let K^+ represent $\{k : k \in (1, \dots, S), N_k > 0\}$ and K^- represent $\{k : k \in (1, \dots, S), N_k = 0\}$. Algorithm 8 assigns cluster assignments according to the following probability:

$$P(z_i = k | -) \propto \begin{cases} N_{-ik} \cdot P(X_i | \theta_k), & k \in K^+ \\ (\alpha/S) \cdot P(X_i | \theta_k), & k \in K^- \end{cases} \quad (2)$$

where N_{-ik} represents the number of observations besides observation i allocated to cluster k . Then, draw new realizations for $\theta_k, k \in K^-$ from H and update posterior values for $\theta_k, k \in K^+$.

In a single processor setting, we will always have the exact value of N_{-ik} . However, in the parallel setting we no longer have the precise feature counts, which forces inter-processor communication for every state transition of z_i . Therefore, we approximate N_{-ik} with M_{-ikp} which is the local count of cluster k on processor p excluding observation i when running the algorithm in parallel. Asuncion et al. (2008) applies the same approximation for latent Dirichlet allocation and the hierarchical Dirichlet process for their inference technique. This approximation works well for large cluster, as seen in Williamson et al. (2013) but we note that we only apply this approximation in the accelerated stage and not for the entire duration of the sampler in order to maintain the exactness of our method.

Furthermore, we assume that new features accepted on different processors are different from each other, thus we do not consider the problem of feature alignment. Furthermore, by dividing across multiple processors we can propose P times more features to explore possible new clusters that will persist after acceleration. After L subiterations of our sampler, we trigger a global synchronization step where each processor sends updated features, feature counts and feature summary statistics to instantiate new features on all processors and to update posterior values for global parameters.

This proposed accelerated stage of our sampler is obviously not a correct MCMC sampler for a DPMM, but because the correctness of an MCMC sampler is theoretically invariant to its starting position we first proceed with the accelerated sampler before switching to a correct sampler. We allow the sampler to initially run in this accelerated sampling mode for some partial duration after which we can either elect to sample from an easily parallelizable, finite Dirichlet mixture model with an instantiated mixing parameter: $P(z_i = k | -) \propto \pi_k P(X_i | \theta_k)$. Or, if we wish to continue with an asymptotically exact Dirichlet process sampler, the methods proposed either in Williamson et al. (2013) or Zhang (2016). The major additional benefit of our accelerated sampler is that we have an efficient sampler to encourage fast mixing of the MCMC sampler without the need to integrate the latent features out of the likelihood. Thus, we can now use a variety of priors for features without encountering the problem of proposing features from the prior in high dimensional space. Our method in the DPMM case is suitably general for a wide class of data modeling scenarios. Although the most common type of mixture is the Gaussian mixture model (GMM), we do not place any assumption on the form of likelihood for $P(X | \theta)$, and we will see an example of our method applied to count data to demonstrate the flexibility of this method.

4 Experimental Results

4.1 Location clustering example

To first demonstrate the inherent difficulties of sampling cluster locations in, we apply our method to an empirical 2 dimensional data set that tracked the cell phone coordinates of a psychiatric patient. The practitioners who were wishing to cluster the cell phone locations in this data set were only able to find one cluster containing all observations using K -means. Using a DPMM with a Gaussian-Inverse Wishart prior on the mean and covariance parameters:

$$\theta_k = (\mu_k, \Sigma_k), P(X_i|\theta_{z_i}, z_i) \sim \text{Normal}(\mu_{z_i}, \Sigma_k), H \sim \text{Normal-Inv. Wishart}(\mu_0, \Psi, \lambda, \nu) \quad (3)$$

We can see that the collapsed, accelerated, and variational inference² DP samplers are able to find many meaningful clusters whereas the uncollapsed sampler is only able to find 2 clusters. Because we are examining a 2 dimensional data set, the collapsed sampler is able to sample mostly good locations and we can see that the variational method performs very well. We will see, in Section 4.2, empirical datasets where the collapsed sampler is not able to find good feature locations in high dimensional space and where accelerated sampling performs comparably variational inference.

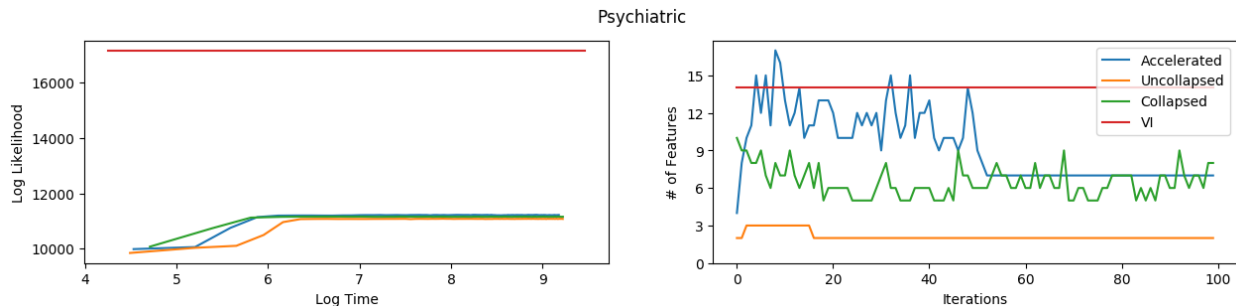


Figure 1: Number of features vs iterations and test set predictive log likelihood vs. log time for the psychiatric patient dataset.

4.2 Image data sets

Next we will apply our accelerated inference technique on two large dimensional image data sets, the 28×28 dimensional MNIST handwritten digit dataset (LeCun and Cortes, 1998), consisting of a training set of 60,000 images and test set of 10,000 images and the 168×192 dimensional Cropped Extended Yale Face Dataset B (Lee et al., 2005), divided into 1,818 training images and 606 test set images. For both of these datasets, we model the data with a multinomial likelihood and a Dirichlet prior:

$$P(X_i|\theta_{z_i}, z_i) \sim \text{Multinomial}(\theta_{z_i}), H \sim \text{Dirichlet}(\gamma) \quad (4)$$

²We do not have timing data for variational inference, so we only report the final log likelihood and number of clusters

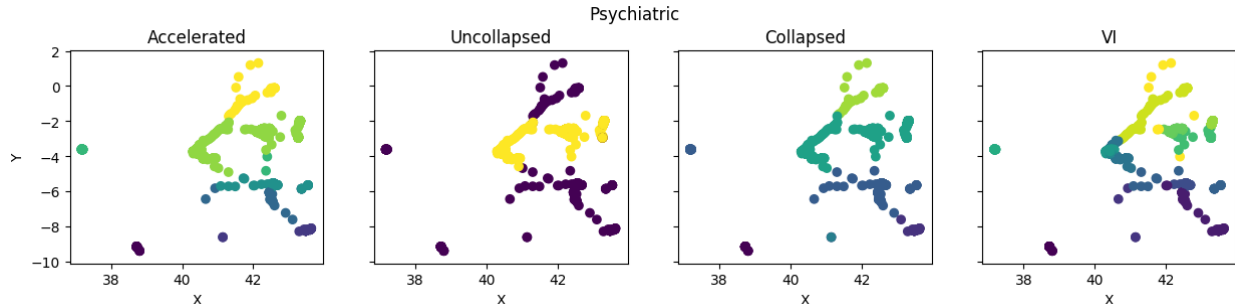


Figure 2: Clustering results for each sampling method. Different colors represent different clusters.

In each experiment we initialized all observations to the same cluster and distributed the data randomly across 10 processors. We ran the sampler for 100 iterations with a global synchronization step every 10 iterations and stopped the accelerated sampling after 50 iterations.

For each dataset, we can see that both the collapsed and uncollapsed samplers have difficulty proposing good features in high dimensional space. For the uncollapsed sampler, the results demonstrate that it is difficult for the sampler to propose good locations from the prior in high dimensional space and as a result, very few new features are instantiated relative to the size of the data. While the collapsed sampler can still propose accepted features, Figures 4 and 6 show that most of the data is assigned to one or two clusters and the rest are generally singleton features. The reason for this is that in datasets with a high signal-to-noise ratio, like the image datasets used in the paper, the base measure is flat over the entire space of features and thus accepting good features tends to rarely happen. The features that are accepted under collapsed sampling tend to either be large clusters that contain most of the data or singletons with tight concentration around its assigned observation. As evidenced by the features in Figure 9, the most popular features tend to be very blurry and uninformative.

On the other hand, the features proposed under the accelerated sampler tend to be more popular so that the data are distributed more evenly among the clusters than in the collapsed and uncollapsed samplers (examples of the accelerated features can be seen in Figure 7). Furthermore, the features accepted under accelerated sampling tend to be more “pure” in the sense that the data assigned to the clusters provide a clear interpretation of the cluster. This is most obviously seen in the MNIST dataset where each learned feature generally represents a digit that fits multiple observations well (as evidenced in Figure 4).

Out of the other sampling methods, the variational inference method works well for discovering good features and obtaining a good predictive likelihood—however, deriving the evidence lower bound to optimize in variational inference is a non-trivial task and often reduces the choice of likelihoods and priors with a lower bound available in closed form. Again, our method could be used for any general class of likelihoods and priors, though we choose to model the data with conjugate priors to the likelihood in order to obtain a closed form expression of the predictive likelihood so that we may compare easily between different sampling methods.

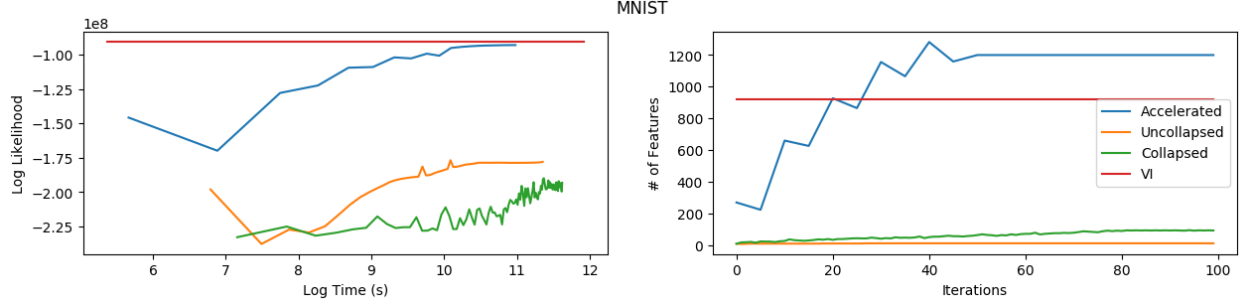


Figure 3: Number of features vs iterations and test set predictive log likelihood vs. log time.

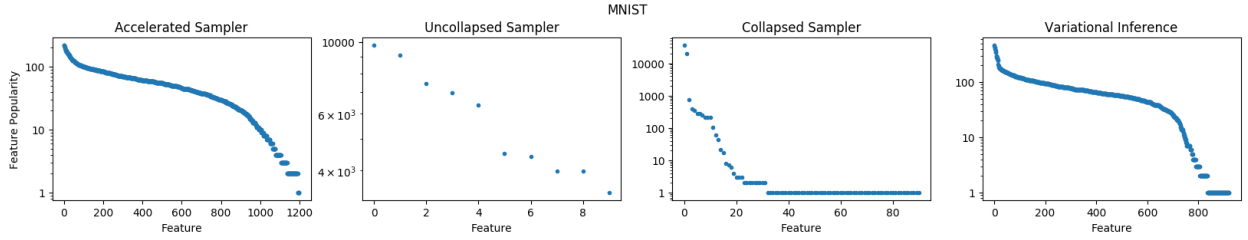


Figure 4: Popularity of each instantiated feature.

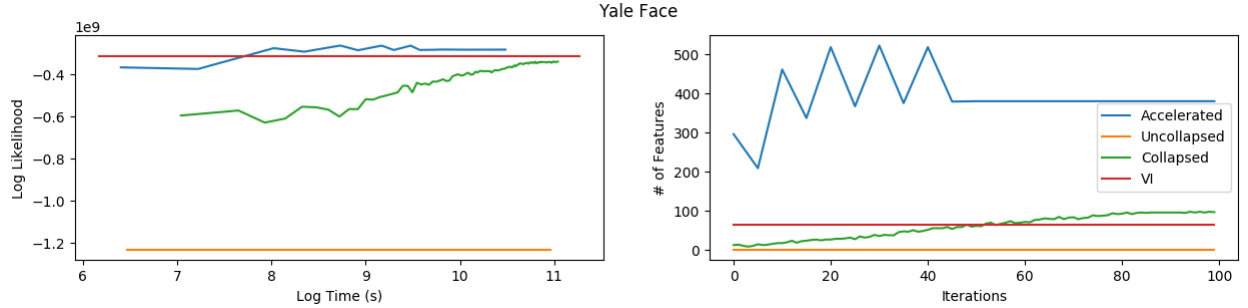


Figure 5: Number of features vs iterations and test set predictive log likelihood vs. log time.

5 Discussion

We have introduced a novel method to overcome a problem inherent in Bayesian nonparametric latent variable models of learning unobservable features in a high-dimensional regime while also providing a data-parallel inference method suitable for “big data” scenarios. In order to accelerate the mixing of the MCMC sampler, we propose feature locations from observations that are poorly fit to its currently allocated feature during the accelerated stage of our sampler in order to find better locations for features.

After running accelerated sampling, our method then reverts to a completely uncollapsed model, which is easily and inherently parallelizable without excessive processor communication, in order to maintain the theoretical correctness of our inference algorithm converging

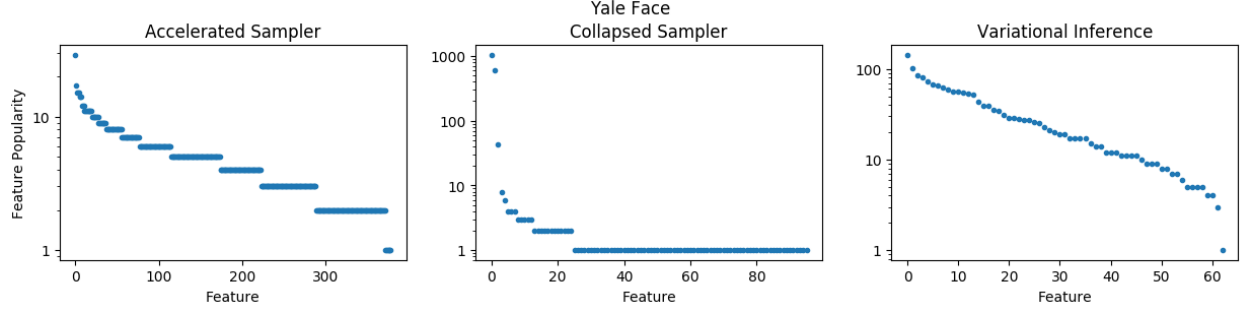


Figure 6: Popularity of each instantiated feature. Uncollapsed sampler put all observations into one cluster.



Figure 7: Yale faces features (left) and MNIST features (right) obtained via accelerated sampling, sorted in descending order of popularity.

to the correct limiting posterior distribution. The additional benefit of our sampler is that our technique works for a general choice of likelihood and prior, whereas using a collapsed sampler limits the model choice to a narrow range of options for data modeling. At first, it may seem that the number of features discovered for the accelerated method is excessive but we are using a very simple likelihood to model the digits instead of a more complicated



Figure 8: Yale faces features (left) and MNIST features (right) obtained via uncollapsed sampling, sorted in descending order of popularity.

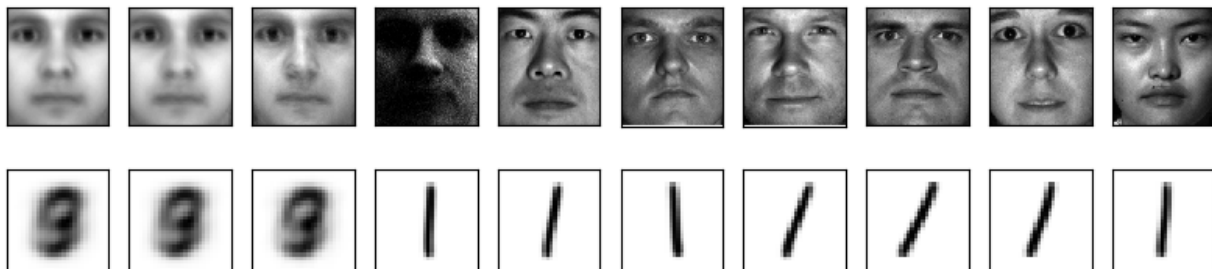


Figure 9: First 10 Yale faces features (top) and MNIST features (bottom) obtained via collapsed sampling, sorted in descending order of popularity.

model that is invariant to rotations or scalings of the data. This is apparent in the features discovered for accelerated sampling and variational inference, where a large proportion of the popular clusters learned are various forms of “ones”. Furthermore, we could propose merge steps for features in order to prune the number of features if we are concerned about the number of features learned. Additionally, our method is suitable for other latent feature models as well—for example, sparse latent factor models like the Indian Buffet Process (Griffiths and Ghahramani, 2005) but for demonstration purposes in this paper we only examined our method on the DPMM.

Given our Bayesian formulation of the problem, we now have a natural generative model from which we can simulate GAN-type behavior. In contrast, the DPMM and BNP models in general do not need to train a discriminator to generate data but instead we fit a latent variable model through MCMC inference which then provides a method to generate data from the specified hierarchical model placed on the data. Given that our method allows us to learn features in complex, high-dimensional settings where previously it was difficult to do so, we now have an opportunity to realize the promises and theoretical benefits of Bayesian nonparametric modeling in complicated datasets. In future work we hope to demonstrate the continued success of Bayesian nonparametrics in modeling complex data while demonstrating the additional benefit that Bayesian and Bayesian nonparametric methods have in providing a natural representation of uncertainty quantification of our results and predictions while having a theoretically motivated methodology of adapting model complexity to the data.



Figure 10: Yale faces features (left) and MNIST features (right) obtained via variational inference, sorted in descending order of popularity.

References

- Antoniak, C. E. (1974). Mixtures of Dirichlet processes with applications to Bayesian non-parametric problems. *Ann. Statist.*, 2(6):1152–1174.
- Asuncion, A., Smyth, P., and Welling, M. (2008). Asynchronous distributed learning of topic models. In *NIPS*.
- Ferguson, T. S. (1973). A Bayesian analysis of some nonparametric problems. *Ann. Statist.*, 1(2):209–230.
- Ge, H., Chen, Y., Wan, M., and Ghahramani, Z. (2015). Distributed inference for Dirichlet process mixture models. In *Proceedings of the 32nd International Conference on Machine Learning (ICML-15)*, pages 2276–2284.
- Griffiths, T. and Ghahramani, Z. (2005). Infinite latent feature models and the Indian buffet process. In *Advances in Neural Information Processing Systems*.
- Griffiths, T. L. and Ghahramani, Z. (2011). The Indian buffet process: An introduction and review. *The Journal of Machine Learning Research*, 12:1185–1224.
- Ishwaran, H. and James, L. F. (2001). Gibbs sampling methods for stick-breaking priors. *JASA*, 96(453):161–173.
- Ishwaran, H. and Zarepour, M. (2002). Exact and approximate sum representations for the Dirichlet process. *Canadian Journal of Statistics*, 30(2):269–283.
- Jordan, M. I. (2011). The era of big data. *ISBA Bulletin*, 18(2):1–3.
- Kim, B., Shah, J. A., and Doshi-Velez, F. (2015). Mind the gap: A generative approach to interpretable feature selection and extraction. In Cortes, C., Lawrence, N. D., Lee, D. D., Sugiyama, M., and Garnett, R., editors, *Advances in Neural Information Processing Systems 28*, pages 2251–2259. Curran Associates, Inc.
- Kingma, D. P. and Welling, M. (2014). Auto-encoding variational bayes. *ICLR 2014*.
- LeCun, Y. and Cortes, C. (1998). The MNIST database of handwritten digits.
- Lee, K.-C., Ho, J., and Kriegman, D. J. (2005). Acquiring linear subspaces for face recognition under variable lighting. *IEEE Transactions on pattern analysis and machine intelligence*, 27(5):684–698.
- Mescheder, L. M., Nowozin, S., and Geiger, A. (2017). Adversarial variational bayes: Unifying variational autoencoders and generative adversarial networks. *CoRR*, abs/1701.04722.
- Neal, R. M. (1998). Markov chain sampling methods for Dirichlet process mixture models. Technical Report 9815, Dept. of Statistics, University of Toronto.
- Pitman, J. (2002). Combinatorial stochastic processes.

- Smyth, P., Welling, M., and Asuncion, A. U. (2009). Asynchronous distributed learning of topic models. In *Advances in Neural Information Processing Systems*, pages 81–88.
- Teh, Y. W., Jordan, M. I., Beal, M. J., and Blei, D. M. (2004). Hierarchical dirichlet processes. *Journal of the American Statistical Association*, 101.
- Tran, D., Ranganath, R., and Blei, D. M. (2017). Deep and hierarchical implicit models. *CoRR*, abs/1702.08896.
- Walker, S. G. (2007). Sampling the Dirichlet mixture model with slices. *Communications in Statistics—Simulation and Computation*®, 36(1):45–54.
- Williamson, S. A., Dubey, A., and Xing, E. (2013). Parallel Markov chain Monte Carlo for nonparametric mixture models. In *Proceedings of the 30th International Conference on Machine Learning*, pages 98–106.
- Zhang, M. M. (2016). Distributed inference in Bayesian nonparametric models using partially collapsed MCMC. Master’s thesis.