

# Relativistic sonic geometry for isothermal accretion in the Kerr metric

Md Arif Shaikh<sup>\*1,2</sup>

<sup>1</sup>*Harish-Chandra Research Institute, Chhatnag Road, Allahabad 211019, India*

<sup>2</sup>*Homi Bhabha National Institute, Training School Complex, Anushaktinagar, Mumbai - 400094, India*

December 14, 2024

## Abstract

In this work we study the curved acoustic geometry obtained through the linear perturbation of the velocity potential, mass accretion rate and the relativistic Bernoulli's constant for general relativistic isothermal accretion in background Kerr spacetime. Except the conformal factor, the acoustic metric is invariant irrespective of the quantity being perturbed. From the acoustic metric we find the location of the acoustic horizon which coincides with the location of the transonic surface. We also study the causal structure of the acoustic spacetime using the stationary integral solutions. Finally we calculate the acoustic surface gravity as a function of the background metric elements and stationary accretion variables.

## 1 Introduction

Classical analogue systems are those where a curved acoustic geometry may be obtained by linear perturbing a transonic fluid. Such sonic geometries are embedded within the background fluid, and the propagation can be described by an acoustic metric which possesses sonic horizons [1–7]. Accreting black holes are very special examples of such classical analogue gravity systems since such configuration may be considered unique because both the gravitational as well as acoustic horizons are integral part of such systems [8–18]. In majority of such works, characteristic features of the embedded sonic geometry have been obtained through perturbation of mass accretion rate in the astrophysical context.

Shaikh *et al.* [15] have studied the perturbation of isothermal accretion in a more general context, where a generalized formalism was presented to show how one can obtain the corresponding sonic geometry through the perturbation of the velocity potential, mass accretion rate as well as the relativistic Bernoulli's constant to manifest that there exists some general properties of the emergent gravity phenomena which are independent of the quantity which is being perturbed to obtain the spacetime geometry describing the emergence of the gravity like phenomena. In [15] however, the accretion astrophysics was studied in the background Schwarzschild metric. Astronomers, however, believe that most of the astrophysical black holes possess non zero spin angular momentum, i.e such black holes will be characterized by non zero Kerr parameter ' $a$ ' [19–38].

We would thus like to understand how the emergent gravity phenomena and various characteristic features of the sonic geometry get influenced by the black hole spin. In other words, in the present work we would like to demonstrate how the properties (spin) of the background metric influences the properties of the emergent acoustic metric.

We will consider general relativistic sub-Keplerian low angular momentum accretion of isothermal matter onto a Kerr black hole as the background steady flow. Such flow is considered to be characterized by

---

<sup>\*</sup>arifshaikh@hri.res.in

the constant bulk temperature  $T$  (ion temperature of single temperature flow), constant specific angular momentum  $\lambda$ , and the Kerr parameter  $a$ . We consider the low angular momentum accretion to fulfill the constant  $\lambda$  inviscid criteria. Such practically inviscid flow may be observed at our galactic centre [39]. Even though the first theory of standard accretion disc was given in 1973 [40], realistic model of viscous accretion with dissipation is still not fully realized. The inclusion of viscosity would affect the location of the acoustic horizon. The outward transport of angular momentum would result in lowering in the angular momentum in the inner region of the disk and hence the location of the acoustic horizon would be pushed outward as the location of acoustic horizon anti-correlates with the angular momentum for the same values of the other parameters. However due to the large radial velocity near the black hole horizon the infall time scale is very small compared to the viscous time scale. Even at the large distances due to relatively low rotational energy [41–43] the radial velocity is large. Hence the assumption of inviscid accretion is not unjustified from astrophysical context.

The plan of the work is as follows. We shall first construct the general relativistic Euler and continuity equation corresponding to the ideal fluid described by isothermal equation of state. We shall find the integral solutions of the time independent part of the Euler and the continuity equation to obtain two first integrals of motion for background steady flow. Such constants of motion are found to be the mass accretion rate  $\Psi_0$  obtained as the integral solution of the continuity equation and the relativistic Bernoulli's constant  $\xi_0$  which is obtained through the integral solution of the Euler equation. We then introduce the irrotationality condition which provides the constant steady value of the velocity potential  $\psi$ . We then linearly perturb  $\psi$ ,  $\Psi$  and  $\xi$  separately and find that the overall characteristic features of the embedded sonic geometries are more or less same. They might differ in the conformal factor (which may appear as the coefficient of the acoustic metric element) only.

Once the acoustic metric is found, the location of the acoustic horizon is identified. Considering the detailed phase portrait of the characteristic stationary integral solutions, we show that at most three acoustic horizons may be present in such configurations. Out of those three horizons two are black hole horizons formed at the outer and the inner transonic points and one also obtains an acoustic white hole which is obtained at the location where a discontinuous stationary shock transition takes place. We then construct the causal structures at and around such acoustic horizons.

Finally we demonstrate how to calculate the acoustic surface gravity in terms of the background black hole metric elements and corresponding accretion variables, all computed at the location of the corresponding acoustic horizon on which the value of the acoustic surface gravity is being evaluated.

## 2 Basic Equations

We Consider the following metric for a stationary rotating space time

$$ds^2 = -g_{tt}dt^2 + g_{rr}dr^2 + g_{\theta\theta}d\theta^2 + 2g_{\phi t}d\phi dt + g_{\phi\phi}d\phi^2, \quad (1)$$

where the metric elements are function of  $r, \theta$  and  $\phi$ . The metric elements in the Boyer-Lindquist coordinates are given by

$$\begin{aligned} g_{tt} &= \left(1 - \frac{2r}{\mathcal{A}}\right) \\ g_{rr} &= \frac{\mathcal{A}}{\mathcal{B}} \\ g_{\theta\theta} &= \mathcal{A} \\ g_{\phi t} &= -\frac{2ar \sin^2 \theta}{\mathcal{A}} \\ g_{\phi\phi} &= \frac{\mathcal{C}}{\mathcal{A}} \sin^2 \theta, \end{aligned} \quad (2)$$

where

$$\mathcal{A} = r^2 + a^2 \cos^2 \theta, \quad \mathcal{B} = r^2 - 2r + a^2, \quad \mathcal{C} = (r^2 + a^2)^2 - a^2 \mathcal{B} \sin^2 \theta \quad (3)$$

The energy momentum tensor for perfect fluid is given by

$$T^{\mu\nu} = (p + \varepsilon)v^\mu v^\nu + pg^{\mu\nu} \quad (4)$$

where  $p$  and  $\epsilon$  are the pressure and the energy density of the fluid respectively.  $v^\mu$  is the four-velocity of the fluid.  $v^\mu$  obeys the normalization condition  $v^\mu v_\mu = -1$ . We assume the fluid to be inviscid and irrotational and is described by isothermal equation of state. The continuity equation which ensures the conservation of mass is given by

$$\nabla_\mu(\rho v^\mu) = 0 \quad (5)$$

where  $\rho$  is the fluid density. The energy-momentum conservation equation is given by

$$\nabla_\mu T^{\mu\nu} = 0 \quad (6)$$

Substitution of equation (4) in equation (6) provides the general relativistic Euler equation for barotropic ideal fluid as

$$(p + \epsilon)v^\mu \nabla_\mu v^\nu + (g^{\mu\nu} + v^\mu v^\nu) \nabla_\mu p = 0 \quad (7)$$

The enthalpy is defined as

$$h = \frac{(p + \epsilon)}{\rho} \quad (8)$$

The isothermal sound speed is given by [44]

$$c_s^2 = \frac{1}{h} \frac{\partial p}{\partial \rho} \quad (9)$$

The relativistic Euler equation for isothermal fluid can thus be written as

$$v^\mu \nabla_\mu v^\nu + \frac{c_s^2}{\rho} (v^\mu v^\nu + g^{\mu\nu}) \partial_\mu \rho = 0 \quad (10)$$

For irrotational fluid the vorticity  $\omega_{\mu\nu}$  vanishes. Thus we have the irrotationality condition given by [15]

$$\partial_\mu (v_\nu \rho c_s^2) - \partial_\nu (v_\mu \rho c_s^2) = 0 \quad (11)$$

### 3 Linear perturbation analysis and the acoustic geometry

The accretion flow is described by the four-velocity  $(v^t, v, v^\theta, v^\phi)$ . We assume the flow to be axially symmetric and also to be symmetric about the equatorial plane. Thus we take  $v^\theta = v_\theta = 0$  on the equatorial plane. Now let us consider the continuity equation given by (5). Due to the axial symmetry the  $\frac{\partial}{\partial \phi}$  term would vanish. It is a common practice for accretion flow with low angular momentum to do a vertical averaging of the flow [45]. In that case the  $\frac{\partial}{\partial \theta}$  term would also vanish. Thus the continuity equation for vertically averaged axially symmetric accretion can be written as [45] [17]

$$\partial_t(\rho v^t \sqrt{-g} H_\theta) + \partial_r(\rho v \sqrt{-g} H_\theta) = 0 \quad (12)$$

Here the term  $H_\theta$  appears as a result of the vertical averaging.  $H_\theta$  is the characteristic angular scale of the flow. Vertical averaging of flow allows us to work fully in the equatorial plane by retaining the information of the vertical structure in the  $H_\theta$  term. In other words,  $H_\theta$  is the proper weight function to give correct value of the mass accretion rate obtained by spatially integrating equation (12) in stationary case. Thus  $H_\theta$  can be related to the local flow thickness  $H(r)$  of the flow. In the present work we consider the flow to be conical where  $H(r) \propto r$ , where  $r$  is the local radius. For a flow with conical geometry thus  $H_\theta \propto \frac{H}{r} = \text{constant}$ .  $H_\theta$  does not depend on the accretion variables. Thus linear perturbation will have no effect on it. For simplicity therefore we will write  $H_\theta$  simply as  $H_0$ . Further details on different flow geometries can be found in [13] [17]. From now on all the equations will be derived by assuming the flow to be in the equatorial plane.

The normalization condition  $v^\mu v_\mu = -1$  gives

$$g_{tt}(v^t)^2 = 1 + g_{rr}v^2 + g_{\phi\phi}(v^\phi)^2 + 2g_{\phi t}v^\phi v^t \quad (13)$$

From irrotationality condition given by equation (11) with  $\mu = t$  and  $\nu = \phi$  and with axial symmetry we have

$$\partial_t(v_\phi \rho c_s^2) = 0 \quad (14)$$

again with  $\mu = r$  and  $\nu = \phi$  and the axial symmetry the irrotationality condition gives

$$\partial_r(v_\phi \rho^{c_s^2}) = 0 \quad (15)$$

So we get that  $v_\phi \rho^{c_s^2}$  is a constant of the motion. Equation (14) gives

$$\partial_t v_\phi = -\frac{v_\phi c_s^2}{\rho} \partial_t \rho \quad (16)$$

Substituting  $v_\phi = g_{\phi\phi} v^\phi + g_{\phi t} v^t$  in the above equation provides

$$\partial_t v^\phi = -\frac{g_{\phi t}}{g_{\phi\phi}} \partial_t v^t - \frac{v_\phi c_s^2}{g_{\phi\phi} \rho} \partial_t \rho \quad (17)$$

Also differentiating the equation (13) with respect to  $t$  gives

$$\partial_t v^t = \alpha_1 \partial_t v + \alpha_2 \partial_t v^\phi \quad (18)$$

where  $\alpha_1 = -\frac{g_{rr} v}{v_t}$  and  $\alpha_2 = -\frac{v_\phi}{v_t}$ . Substituting  $\partial_t v^\phi$  in equation (18) using equation (17) gives

$$\partial_t v^t = \left( \frac{-\alpha_2 v_\phi c_s^2 / (\rho g_{\phi\phi})}{1 + \alpha_2 g_{\phi t} / g_{\phi\phi}} \right) \partial_t \rho + \left( \frac{\alpha_1}{1 + \alpha_2 g_{\phi t} / g_{\phi\phi}} \right) \partial_t v \quad (19)$$

We perturb the velocities and density around their steady background values as following

$$v(r, t) = v_0(r) + v_1(r, t) \quad (20)$$

$$v^t(r, t) = v_0^t(r) + v_1^t(r, t) \quad (21)$$

$$v^\phi(r, t) = v_0^\phi(r) + v_1^\phi(r, t) \quad (22)$$

$$\rho(r, t) = \rho_0(r) + \rho_1(r, t) \quad (23)$$

using equations (20), (21), (22) and (23) in equation (19) and retaining only the terms of first order in perturbed quantities we obtain

$$\partial_t v_1^t = \eta_1 \partial_t \rho_1 + \eta_2 \partial_t v_1 \quad (24)$$

where

$$\eta_1 = -\frac{c_{s0}^2}{\Lambda v_0^t \rho_0} [\Lambda (v_0^t)^2 - 1 - g_{rr} v_0^2], \quad \eta_2 = \frac{g_{rr} v_0}{\Lambda v_0^t} \quad \text{and} \quad \Lambda = g_{tt} + \frac{g_{\phi t}^2}{g_{\phi\phi}} \quad (25)$$

### 3.1 Linear perturbation of velocity potential

The irrotationality condition given by equation (11) can be used to introduce a potential field  $\psi$  such that

$$-\partial_\mu \psi = v_\mu \rho^{c_s^2} \quad (26)$$

It has been shown in the previous section that  $v_\phi \rho^{c_s^2}$  is a constant of motion and hence  $\partial_\mu \psi$  is a constant of the motion. Therefore perturbation of  $\partial_\mu \psi$  gives  $\delta(\partial_\phi \psi) = \partial_\phi(\delta\psi) = \partial_\phi \psi_1 = 0$ . Contracting both sides of equation (26) with  $v^\mu$  and using the normalization condition  $v^\mu v_\mu = -1$  gives

$$\rho^{c_s^2} = v^\mu \partial_\mu \psi \quad (27)$$

We perform linear perturbation of the above equation (27) by substituting  $v, v^t, v^\phi, \rho$  using equation (20), (21), (22), (23) respectively and  $\psi$  by the following equation

$$\psi = \psi_0 + \psi_1 \quad (28)$$

where  $\psi_0$  is the stationary value of  $\psi$  independent of time. Retaining only the terms that are linear in the perturbation quantities gives

$$\rho_1 = \frac{1}{c_s^2 \rho_0^{c_s^2 - 1}} [v \partial_r \psi_1 + v^t \partial_t \psi_1] \quad (29)$$

In obtaining the above equation we have used  $\delta(v^\mu v_\mu) = 0$  and  $\partial_\phi \psi_1 = 0$ . Equation (26) can also be written as  $v^\mu \rho^{c_s^2} = -g^{\mu\nu} \partial_\nu \psi$ . Writing  $v^\mu = v_0^\mu + v_1^\mu$  and using equation (23) and equation (28) in the equation  $v^\mu \rho^{c_s^2} = -g^{\mu\nu} \partial_\nu \psi$  keeping only terms which are linear in the perturbed terms gives

$$v_1^\mu \rho_0^{c_s^2} = -g^{\mu\nu} \partial_\nu \psi_1 - v_0^\mu v_0^\nu \partial_\nu \psi_1 \quad (30)$$

Therefore we get

$$v_1^t = \frac{1}{\rho_0^{c_s^2}} [(g^{tt} - (v_0^t)^2) \partial_t \psi_1 - v_0^t v_0^r \partial_r \psi_1] \quad (31)$$

and

$$v_1 = \frac{1}{\rho_0^{c_s^2}} [(-g^{rr} - v_0^2) \partial_r \psi_1 - v_0 v_0^t \partial_t \psi_1] \quad (32)$$

Substituting the  $v, v^t$  and  $\rho$  in the continuity equation (12) using equation (20), (21) and (23) respectively and retaining the terms which are of first order in perturbation terms gives

$$\partial_t [\sqrt{-g} H_0 (\rho_0 v_1^t + v_0^t \rho_1)] + \partial_r [\sqrt{-g} H_0 (\rho_0 v_1 + v_0 \rho_1)] = 0 \quad (33)$$

substituting  $\rho_1, v_1^t$  and  $v_1$  in the above equation using equation (29), (31) and (32) respectively gives

$$\begin{aligned} & \partial_t [k_1(r) \{ -g^{tt} + (v_0^t)^2 (1 - \frac{1}{c_s^2}) \} \partial_t \psi_1] + \partial_t [k_1(r) \{ v_0 v_0^t (1 - \frac{1}{c_s^2}) \} \partial_r \psi_1] \\ & + \partial_r [k_1(r) \{ v_0 v_0^t (1 - \frac{1}{c_s^2}) \} \partial_t \psi_1] + \partial_r [k_1(r) \{ g^{rr} + v_0^2 (1 - \frac{1}{c_s^2}) \} \partial_r \psi_1] = 0 \end{aligned} \quad (34)$$

where  $k(r) = -\frac{\sqrt{-g} H_0}{\rho_0^{c_s^2}}$ . The above equation can be written as  $\partial_\mu (f_1^{\mu\nu} \partial_\nu \psi_1) = 0$ , where  $f_1^{\mu\nu}$  is

$$f_1^{\mu\nu} = k(r) \begin{bmatrix} -g^{tt} + (v_0^t)^2 (1 - \frac{1}{c_s^2}) & v_0 v_0^t (1 - \frac{1}{c_s^2}) \\ v_0 v_0^t (1 - \frac{1}{c_s^2}) & g^{rr} + v_0^2 (1 - \frac{1}{c_s^2}) \end{bmatrix} \quad (35)$$

### 3.2 Linear perturbation of mass accretion rate

Integral solution of the time independent part of the equation of continuity (12) provides

$$\sqrt{-g} H_0 v_0 \rho_0 = \text{Constant} \quad (36)$$

Multiplying the quantity  $\sqrt{-g} H_0 v_0 \rho_0$  by the element of solid angle  $d\Omega = \sin^2 \theta d\theta d\phi$  and integrating the final expression gives the mass accretion rate.

$$\Psi_0 = \Omega \sqrt{-g} H_0 \rho_0 v_0 \quad (37)$$

$\Omega$  is just a geometrical factor and thus can be absorbed in the right hand side to redefine the mass accretion rate without any loss of generality as

$$\Psi_0 = \sqrt{-g} H_0 \rho_0 v_0 \quad (38)$$

Now let us define a quantity  $\Psi = \sqrt{-g} H \rho v$  which has the stationary value equal to  $\Psi_0$ . Using the perturbed quantities given by equation (20) and (23) we have

$$\Psi(r, t) = \Psi_0 + \Psi_1(r, t) \quad (39)$$

where

$$\Psi_1(r, t) = \sqrt{-g} H_0 (\rho_0 v_1 + v_0 \rho_1) \quad (40)$$

Using equation (20),(21),(22),(23) ,(24) and (39) in the continuity equation (12) gives

$$a_1 \partial_t v_1 + b_1 \partial_t \rho_1 = \partial_r \Psi_1 \quad (41)$$

where

$$a_1 = -\sqrt{-g}H_0\rho_0\eta_2 \quad \text{and} \quad b_1 = -\sqrt{-g}H_0(v_0^t + \rho_0\eta_1) \quad (42)$$

Also differentiating equation (40) with respect to  $t$  gives

$$c_1 \partial_t v_1 + d_1 \partial_t \rho_1 = \partial_t \Psi_1 \quad (43)$$

where

$$c_1 = \sqrt{-g}H_0\rho_0 \quad \text{and} \quad d_1 = \sqrt{-g}H_0v_0 \quad (44)$$

With these two equation given by equation (41) and (43) we can write  $\partial_t v_1$  and  $\partial_t \rho_1$  solely in terms of derivatives of  $\Psi_1$  as

$$\partial_t v_1 = \frac{1}{\Delta_1} [b_1 \partial_t \Psi_1 - d_1 \partial_r \Psi_1], \quad \partial_t \rho_1 = \frac{1}{\Delta_1} [-a_1 \partial_t \Psi_1 + c_1 \partial_r \Psi_1] \quad (45)$$

with  $\Delta_1 = (b_1 c_1 - a_1 d_1) = (\sqrt{-g}H_0)^2 \rho_0 \tilde{\Lambda}$  where  $\tilde{\Lambda}$  is given by

$$\tilde{\Lambda} = \frac{g_{rr}v_0^2}{\Lambda v_0^t} - v_0^t + \frac{(v_0^\phi)^2 c_s^2}{g_{\phi\phi} v_0^t} \quad (46)$$

Now let us go back to the irrotationality condition given by the equation (11). Using  $\mu = t$  and  $\nu = r$  and dividing by  $\rho^{c_s^2} v_t$  gives the following equation

$$\frac{g_{rr}}{v_t} \partial_t v + \frac{c_s^2 g_{rr} v}{\rho v_t} \partial_t \rho - \partial_r \left( \ln(\rho^{c_s^2} v_t) \right) = 0 \quad (47)$$

Let us substitute the density and velocities using equations (23), (20), (21) and

$$v_t(r, t) = v_{t0}(r) + v_{t1}(r, t) \quad (48)$$

keeping only the terms that are linear in the perturbed quantities and differentiating with respect to time  $t$  gives

$$\partial_t \left( \frac{g_{rr}}{v_{t0}} \partial_t v_1 \right) + \partial_t \left( \frac{g_{rr} c_s^2 v_0}{\rho_0 v_{t0}} \partial_t \rho_1 \right) - \partial_r \left( \frac{1}{v_{t0}} \partial_t v_{t1} \right) - \partial_r \left( \frac{c_s^2}{\rho_0} \partial_t \rho_1 \right) = 0 \quad (49)$$

We can also write

$$\partial_t v_{t1} = \tilde{\eta}_1 \partial_t \rho_1 + \tilde{\eta}_2 \partial_t v_1 \quad (50)$$

with

$$\tilde{\eta}_1 = - \left( \Lambda \eta_1 + \frac{g_{\phi t} v_{\phi 0} c_s^2}{g_{\phi\phi} \rho_0} \right), \quad \tilde{\eta}_2 = -\Lambda \eta_2 \quad (51)$$

using equation (50) the equation (49) can be written as

$$\partial_t \left( \frac{g_{rr}}{v_{t0}} \partial_t v_1 \right) + \partial_t \left( \frac{g_{rr} c_s^2 v_0}{\rho_0 v_{t0}} \partial_t \rho_1 \right) - \partial_r \left( \frac{\tilde{\eta}_2}{v_{t0}} \partial_t v_1 \right) - \partial_r \left( \left( \frac{\tilde{\eta}_1}{v_{t0}} + \frac{c_s^2}{\rho_0} \right) \partial_t \rho_1 \right) = 0 \quad (52)$$

Finally substituting  $\partial_t v_1$  and  $\partial_t \rho_1$  in equation (52) using equation (45) we get

$$\begin{aligned} & \partial_t \left[ k_2(r) \left( -g^{tt} + (v_0^t)^2 \left( 1 - \frac{1}{c_s^2} \right) \right) \right] + \partial_t \left[ k_2(r) \left( v_0 v_0^t \left( 1 - \frac{1}{c_s^2} \right) \right) \right] \\ & + \partial_r \left[ k_2(r) \left( v_0 v_0^t \left( 1 - \frac{1}{c_s^2} \right) \right) \right] + \partial_r \left[ k_2(r) \left( g^{rr} + v_0^2 \left( 1 - \frac{1}{c_s^2} \right) \right) \right] = 0 \end{aligned} \quad (53)$$

where

$$k_2(r) = \frac{g_{rr} v_0 c_s^2}{v_0^t v_{t0} \tilde{\Lambda}} \quad \text{and} \quad g^{tt} = \frac{1}{\Lambda} = \frac{1}{g_{tt} + g_{\phi t}^2 / g_{\phi\phi}} \quad (54)$$

Equation (53) can be written as  $\partial_\mu (f_2^{\mu\nu} \partial_\nu \Psi_1) = 0$  where  $f_2^{\mu\nu}$  is given by the symmetric matrix

$$f_2^{\mu\nu} = \frac{g_{rr} v_0 c_s^2}{v_0^t v_{t0} \tilde{\Lambda}} \begin{bmatrix} -g^{tt} + (v_0^t)^2 \left( 1 - \frac{1}{c_s^2} \right) & v_0 v_0^t \left( 1 - \frac{1}{c_s^2} \right) \\ v_0 v_0^t \left( 1 - \frac{1}{c_s^2} \right) & g^{rr} + v_0^2 \left( 1 - \frac{1}{c_s^2} \right) \end{bmatrix} \quad (55)$$

### 3.3 Linear perturbation of relativistic Bernoulli's constant

Energy momentum conservation equation is given by equation (6). Using the fact that  $\nabla_\mu g_{\mu\nu} = 0$  the energy momentum conservation equation can also be written as  $\nabla_\mu T^\mu_\nu = 0$ . Thus using  $\nabla_\mu v_\nu = \partial_\mu v_\nu - \Gamma^\lambda_{\mu\nu} v_\lambda$  we have

$$v^\mu \partial_\mu v_\nu - \Gamma^\lambda_{\mu\nu} v_\lambda v^\mu + \frac{c_s^2}{\rho} (v^\mu v_\nu \partial_\mu \rho + \partial_\nu \rho) = 0 \quad (56)$$

Therefore the temporal component  $\nu = t$  of the relativistic Euler equation is given by

$$v^t \partial_t v_t + v \partial_r v_t - \Gamma^\lambda_{\mu t} v_\lambda v^\mu + \frac{c_s^2}{\rho} (v^t v_t \partial_t \rho + v v_t \partial_r \rho + \partial_t \rho) = 0 \quad (57)$$

Hence the relevant Christoffel symbols are

$$\begin{aligned} \Gamma^t_{tr} &= \frac{1}{2} (g^{tt} \partial_r g_{tt} + g^{\phi t} \partial_r g_{\phi t}) \\ \Gamma^\phi_{tr} &= \frac{1}{2} (-g^{\phi t} \partial_r g_{tt} + g^{\phi\phi} \partial_r g_{\phi t}) \\ \Gamma^r_{tt} &= \frac{1}{2} (g^{rr} \partial_r g_{tt}) \\ \Gamma^r_{t\phi} &= \frac{1}{2} (-g^{rr} \partial_r g_{\phi t}) \end{aligned} \quad (58)$$

Also

$$g^{tt} = \frac{g_{\phi\phi}}{D}, \quad g^{\phi t} = \frac{-g_{\phi t}}{D} \quad \text{and} \quad g^{\phi\phi} = \frac{-g_{tt}}{D} \quad (59)$$

with  $D = g_{tt}g_{\phi\phi} + g_{\phi t}^2$ . Using equation (58) and (59) it can be shown that  $\Gamma^\lambda_{\mu t} v_\lambda v^\mu = 0$ . Thus the equation (57) can be written as

$$v^t \partial_t v_t + \frac{c_s^2}{\rho} (v^t v_t + 1) \partial_t \rho + v v_t \partial_r \{\ln(v_t \rho^{c_s^2})\} = 0 \quad (60)$$

For stationary case where all derivatives with respect to  $t$  vanish, the solution of the above equation gives the relativistic Bernoulli's const as  $\xi_0 = v_{t0} \rho_0^{c_s^2}$  which is a constant of motion for stationary flow.

Let us define a quantity  $\xi(r, t) = \rho^{c_s^2}(r, t) v_t(r, t)$  such that it has the stationary value equal to  $\xi_0$ . Thus

$$\xi(r, t) = \xi_0 + \xi_1(r, t) \quad (61)$$

Now we use the perturbation equations given by equation (23), (20), (21), (48) along with equation (61) in the equation (60) and retain only the terms that are linear in the perturbed quantities. This provides

$$\frac{\xi_0 g_{rr} v_0}{v_{t0}} \frac{c_s^2}{\rho_0} \partial_t \rho_1 + \frac{\xi_0 g_{rr}}{v_{t0}} \partial_t v_1 = \partial_r \xi_1 \quad (62)$$

In deriving the above equation we have also used equation (50), (51) and (25).  $\xi_1(r, t)$  is given by

$$\xi_1(r, t) = \frac{c_s^2 \xi_0}{\rho_0} \rho_1(r, t) + \frac{\xi_0}{v_{t0}} v_{t1} \quad (63)$$

Differentiating both sides of the above equation with respect to  $t$  and using equation (50) we get

$$\xi_0 \left( \frac{c_s^2}{\rho_0} + \frac{\tilde{\eta}_1}{v_{t0}} \right) \partial_t \rho_1 + \frac{\xi_0 \tilde{\eta}_2}{v_{t0}} \partial_t v_1 = \partial_t \xi_1 \quad (64)$$

where  $\tilde{\eta}_1$  and  $\tilde{\eta}_2$  are given by equation (51). Equation (62) and (64) gives  $\partial_t v_1$  and  $\partial_t \rho_1$  solely in terms of derivatives of  $\xi_1$

$$\partial_t v_1 = \frac{1}{\Delta_2} [b_2 \partial_t \xi_1 - d_2 \partial_r \xi_1], \quad \partial_t \rho_1 = \frac{1}{\Delta_2} [-a_2 \partial_t \xi_1 + c_2 \partial_r \xi_1] \quad (65)$$

where

$$a_2 = \frac{\xi_0 g_{rr}}{v_{t0}}, \quad b_2 = \frac{\xi_0 g_{rr} v_0}{v_{t0} \rho_0} \frac{c_s^2}{\rho_0}, \quad c_2 = \frac{\xi_0 \tilde{\eta}_2}{v_{t0}}, \quad d_2 = \xi_0 \left( \frac{c_s^2}{\rho_0} + \frac{\tilde{\eta}_1}{v_{t0}} \right) \quad (66)$$

and

$$\Delta_2 = b_2 c_2 - a_2 d_2 = \frac{\xi_0^2 g_{rr} c_s^2}{\rho_0 v_{t0}^2 v_0^t} \quad (67)$$

The continuity equation is given by equation (12). Using the perturbation equation given by equation (23), (20), (21) and retaining only the terms that are linear in perturbed quantities gives

$$\partial_t [\sqrt{-g} H_0 (\rho_0 v_1^t + v_0^t \rho_1)] + \partial_r [\sqrt{-g} H_0 (\rho_0 v_1 + v_0 \rho_1)] = 0 \quad (68)$$

Differentiating the above equation with respect to  $t$  and using equation (18) gives

$$\partial_t [\sqrt{-g} H_0 \{(\rho_0 \eta_2) \partial_t v_1 + (\rho_0 \eta_1 + v_0^t) \partial_t \rho_1\}] + \partial_r [\sqrt{-g} H_0 (\rho_0 \partial_t v_1 + v_0 \partial_t \rho_1)] = 0 \quad (69)$$

Substituting  $\partial_t v_1$  and  $\partial_t \rho_1$  in the above equation using equation (65) provides

$$\begin{aligned} & \partial_t \left[ k_3(r) \left( -g^{tt} + (v_0^t)^2 \left( 1 - \frac{1}{c_s^2} \right) \right) \right] + \partial_t \left[ k_3(r) \left( v_0 v_0^t \left( 1 - \frac{1}{c_s^2} \right) \right) \right] \\ & + \partial_r \left[ k_3(r) \left( v_0 v_0^t \left( 1 - \frac{1}{c_s^2} \right) \right) \right] + \partial_r \left[ k_3(r) \left( g^{rr} + v_0^2 \left( 1 - \frac{1}{c_s^2} \right) \right) \right] = 0 \end{aligned} \quad (70)$$

with  $k_3(r) = \frac{\sqrt{-g} H_0}{\rho_0 \frac{c_s^2}{c_s^2 - 1}}$ . The above equation can be written as  $\partial_\mu (f_3^{\mu\nu} \partial_\nu \xi_1) = 0$  where  $f_3^{\mu\nu}$  is given by the symmetric matrix

$$f_3^{\mu\nu} = \frac{\sqrt{-g} H_0}{\rho_0 \frac{c_s^2}{c_s^2 - 1}} \begin{bmatrix} -g^{tt} + (v_0^t)^2 \left( 1 - \frac{1}{c_s^2} \right) & v_0 v_0^t \left( 1 - \frac{1}{c_s^2} \right) \\ v_0 v_0^t \left( 1 - \frac{1}{c_s^2} \right) & g^{rr} + v_0^2 \left( 1 - \frac{1}{c_s^2} \right) \end{bmatrix} \quad (71)$$

### 3.4 The acoustic metric

The linear perturbation of the velocity potential, mass accretion rate and the relativistic Bernoulli constant, as shown in the section (3.1), (3.2) and section (3.3) respectively, provides equations

$$\partial_\mu (f_1^{\mu\nu} \partial_\nu \psi_1) = 0 \quad (72)$$

$$\partial_\mu (f_2^{\mu\nu} \partial_\nu \Psi_1) = 0 \quad (73)$$

$$\partial_\mu (f_3^{\mu\nu} \partial_\nu \xi_1) = 0 \quad (74)$$

These equations could be compared to the wave equation of a massless scalar field propagating in a curved spacetime, say,  $\varphi$  given by

$$\partial_\mu (\sqrt{-g} g^{\mu\nu} \partial_\nu \varphi) = 0 \quad (75)$$

Thus the acoustic metric  $G_i^{\mu\nu}$  can be obtained from the relation [4]

$$\sqrt{-G_i} G_i^{\mu\nu} = f_i^{\mu\nu}, \quad i = 1, 2, 3 \quad (76)$$

The  $f_i^{\mu\nu}$ 's for  $i = 1, 2, 3$  are same except the factors  $k_i$ 's. Thus the acoustic  $G_i^{\mu\nu}$  will also be the same upto a conformal factor. However the location of the event horizon, causal structure of the spacetime or the surface gravity does not depend on the conformal factor of the spacetime metric. Thus in order to investigate these properties of the acoustic spacetime we could take the acoustic metric to be same by ignoring the conformal factors. Following the procedure described in [15] the acoustic metric  $G^{\mu\nu}$  and  $G_{\mu\nu}$  are given by

$$G^{\mu\nu} = \begin{bmatrix} -g^{tt} + (v_0^t)^2 \left( 1 - \frac{1}{c_s^2} \right) & v_0 v_0^t \left( 1 - \frac{1}{c_s^2} \right) \\ v_0 v_0^t \left( 1 - \frac{1}{c_s^2} \right) & g^{rr} + v_0^2 \left( 1 - \frac{1}{c_s^2} \right) \end{bmatrix} \quad (77)$$

and

$$G_{\mu\nu} = \begin{bmatrix} -g^{rr} - v_0^2 \left( 1 - \frac{1}{c_s^2} \right) & v_0 v_0^t \left( 1 - \frac{1}{c_s^2} \right) \\ v_0 v_0^t \left( 1 - \frac{1}{c_s^2} \right) & g^{tt} - (v_0^t)^2 \left( 1 - \frac{1}{c_s^2} \right) \end{bmatrix} \quad (78)$$



## 4 Location of the acoustic event horizon

Equation (78) gives the metric corresponding to the acoustic spacetime. In a curved spacetime the event horizon is defined as a surface  $r = \text{constant}$  which is null. Then on the acoustic event horizon we have the condition  $G^{rr} = 0$  [46] [9]. Therefore on the event horizon we have

$$c_s^2 = \frac{g_{rr}v_0^2}{1 + g_{rr}v_0^2} \quad (79)$$

Let us choose the two velocity variables needed to describe the flow in the equatorial plane as  $u_0$  (which represents the radial velocity of the fluid in the co-rotating frame and is negative) and  $\lambda = -\frac{v_{\phi 0}}{v_{t 0}}$  (specific angular momentum). As  $u_0 < 0$ , let us write it as  $-u_0$  taking  $u_0 > 0$ . Then we can write  $v_0$  as [45]

$$v_0 = \frac{-u_0}{\sqrt{g_{rr}(1 - u_0^2)}} \quad (80)$$

Now let

$$\Omega = \frac{v_0^\phi}{v_0^t} = -\frac{g_{\phi t} - \lambda g_{tt}}{g_{\phi\phi} + \lambda g_{\phi t}} \quad (81)$$

Then using the normalization condition given by equation (13) we have

$$(v_0^t)^2 = \frac{1}{1 - u_0^2} \frac{1}{g_{tt} - 2g_{\phi t}\Omega + g_{\phi\phi}\Omega^2} \quad (82)$$

which after using equation (81) gives

$$v_0^t = \sqrt{\frac{(g_{\phi\phi} + \lambda g_{\phi t})^2}{(g_{\phi\phi} + 2\lambda g_{\phi t} - \lambda^2 g_{tt})(g_{\phi\phi}g_{tt} + g_{\phi t}^2)(1 - u_0^2)}} \quad (83)$$

In terms of these variables the location of the event horizon is given by the condition

$$u_0^2|_h = c_s^2|_h \quad (84)$$

Hence the location of the event horizon coincides with the location of the transonic surface.

## 5 Causal structure of the acoustic spacetime

Acoustic null geodesic corresponding to the radially traveling ( $d\phi = 0, d\theta = 0$ ) acoustic phonons is given by  $ds^2 = 0$ . Thus

$$\left(\frac{dr}{dt}\right)_\pm \equiv b_\pm = \frac{-G_{rt} \pm \sqrt{G_{rt}^2 - G_{rr}G_{tt}}}{G_{rr}} \quad (85)$$

So  $t(r)$  can be obtained as

$$t(r)_\pm = t_0 + \int_{r_0}^r \frac{dr}{b_\pm} \quad (86)$$

We can introduce two new set of coordinates as following

$$du = dt - \frac{1}{b_+}dr, \quad \text{and,} \quad dw = dt - \frac{1}{b_-}dr \quad (87)$$

In terms of these new coordinates the acoustic line element can be written as

$$ds^2|_{\phi=\theta=\text{const}} = \mathcal{D}du dw \quad (88)$$

Where  $\mathcal{D}$  is found to be equal to  $G_{tt}$ . The acoustic metric elements  $G_{tt}, G_{rt} = G_{tr}, G_{rr}$  given by equation (78) are expressed in terms of the background metric elements and the velocity variables  $u_0(r)$  and  $\lambda$  using

equations (80) and (83). Thus  $b_{\pm}(r)$  is function of the stationary solution  $u_0(r)$ . Therefore we have to first obtain  $u_0(r)$  by solving the relativistic Euler equation for stationary case. This is done by numerically integrating the time independent part of the Euler equations described in [47] [44]. We use 4<sup>th</sup> order Runge-Kutta method to integrate the stationary Euler equation. Thus for a particular set of  $[T, \lambda, a]$  we get  $u_0(r)$  numerically and hence we get  $b_{\pm}(r)$ . The integration in equation (86) is then performed by applying Euler method. Finally we plot  $t(r)_{\pm}$  as function of  $r$  to see the causal structure of the acoustic spacetime. We take the values of the parameters as  $T = 2 \times 10^{10} K$ ,  $\lambda = 3.6$  and  $a = 0.2$ . The phase portrait of the stationary solution for these values of  $[T, \lambda, a]$  shows three critical points ( $r_{in}, r_{mid}, r_{out}$ ). The transonic accretion flow passes through the outer critical point  $r_{out}$  and becomes supersonic from subsonic. We obtain the causal structure corresponding to this transonic solution.

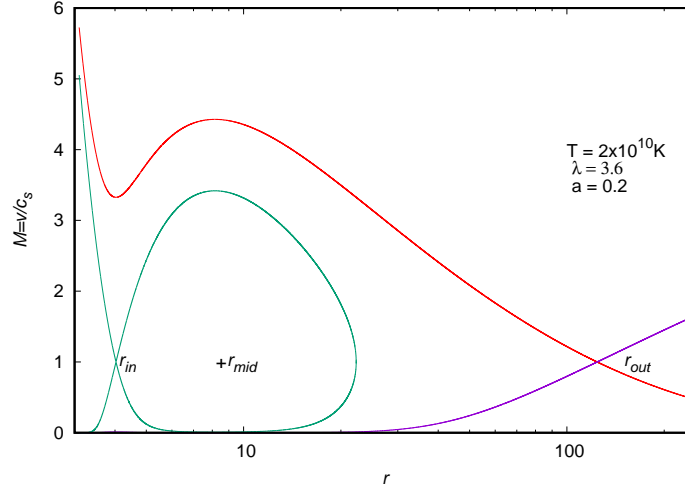


Figure 1: The upper most line denotes the transonic solution passing through the outer critical point.

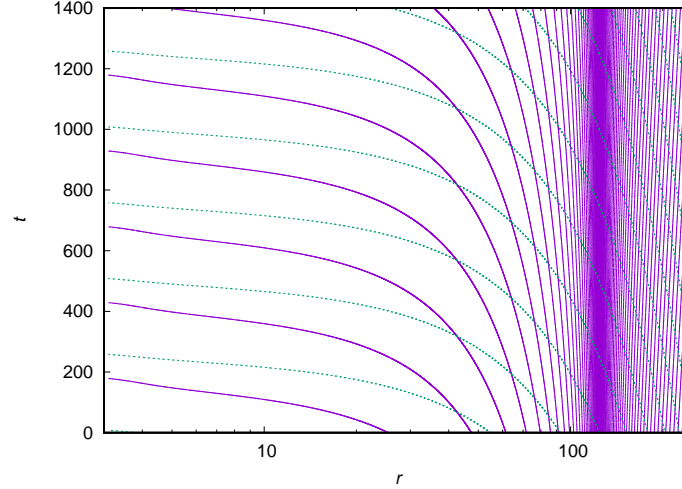


Figure 2: The acoustic causal structure. The dashed line denotes  $t(r)_{-}$  vs  $r$  i.e  $w = const$  and the solid line denotes  $t(r)_{+}$  vs  $r$  i.e  $u = const$ .

Upto now the accretion is considered to be multi-critical yet mono transonic, where the flow starts subsonically at infinity and as it comes closer to the accreting black hole gains kinetic energy and at certain distance (the transonic point) becomes supersonic and enters the event horizon supersonically. However it is also possible that the flow is multitransonic in which case after the flow becomes supersonic (passing

through the outer critical point) it suddenly becomes subsonic due to shock formation. Then it again becomes supersonic (passing through the inner critical point) and enters the event horizon supersonically. However all accretion solutions described by the set of parameters  $[T, \lambda, a]$  do not allow shock formation. To allow shock formation the integral solution must satisfy the shock conditions i.e the general relativistic Rankine Hugoniot conditions. These conditions are given by

$$[[\rho v^\mu]] = 0, \quad \text{and} [[T^{\mu\nu}]] = 0 \quad (89)$$

where  $[[V]] = V_+ - V_-$ ,  $V_-$  and  $V_+$  symbolically denoting the values of some flow variable  $V$  before and after the shock respectively. Location of shock formation is obtained by equating the *shock-invariant quantity*  $S_h$  on the integral solution passing through the outer critical point to that on the integral solution passing through the inner critical point exclusively at the shock location. The *shock-invariant quantity*  $S_h$  for isothermal conical flow in Kerr spacetime is obtained to be [47]

$$S_h = \left( \frac{u}{\sqrt{1-u^2}} \right)^{2c_s^2-1} (u^2 \mathcal{B} + r^2 c_s^2 (1-u^2)) \quad (90)$$

where  $\mathcal{B} = r^2 - 2r + a^2$  as defined in equation (3). For a particular solution described by  $[T, \lambda, a]$ , to find the shock location numerically we evaluate  $S_h$  on the supersonic part of the solution passing through the outer critical point and on the subsonic part of the solution passing through inner critical point at each  $r$ . The value of  $r$  where these two values match is taken to be the location of shock formation. It is convenient to find the region of the parameter space  $[T, \lambda, a]$  which allows shock formation. This could be found in [47]

The above solution for  $[T = 2 \times 10^{10} K, \lambda = 3.6, a = 0.2]$  allows shock formation. The dotted line indicates the transonic flow encountering discontinuous shock transition in Figure 3

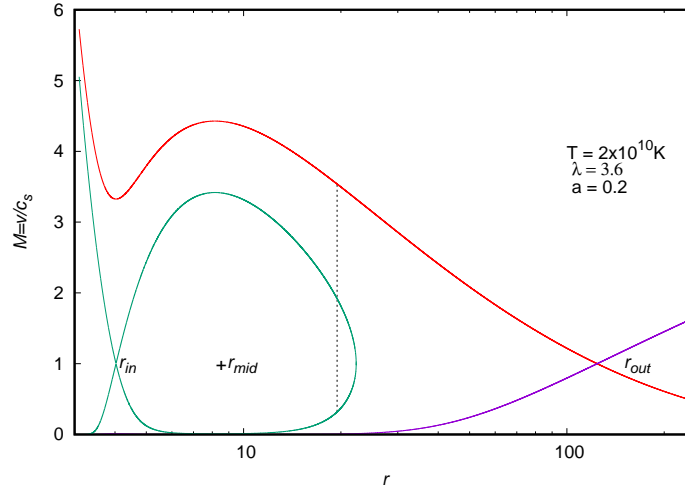


Figure 3: Multi-transonic accretion flow

In this case the causal structure  $t(r)$  vs  $r$  is plotted in Figure 4.

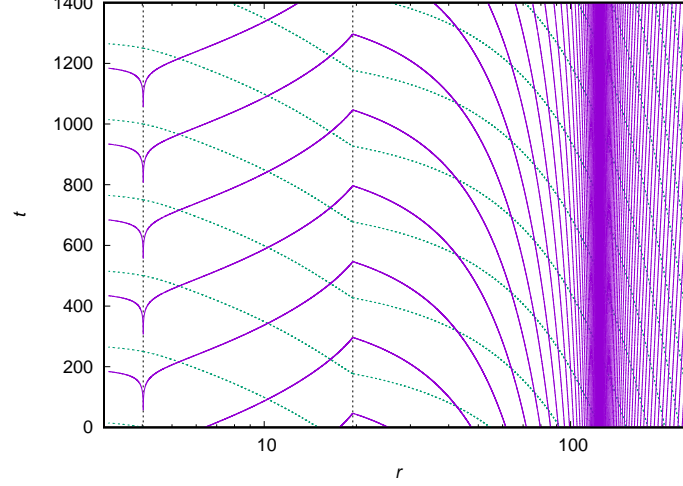


Figure 4: The acoustic causal structure with shock. The dashed line denotes  $t(r)_-$  vs  $r$  i.e  $w = \text{const}$  and the solid line denotes  $t(r)_+$  vs  $r$  i.e  $u = \text{const}$ .

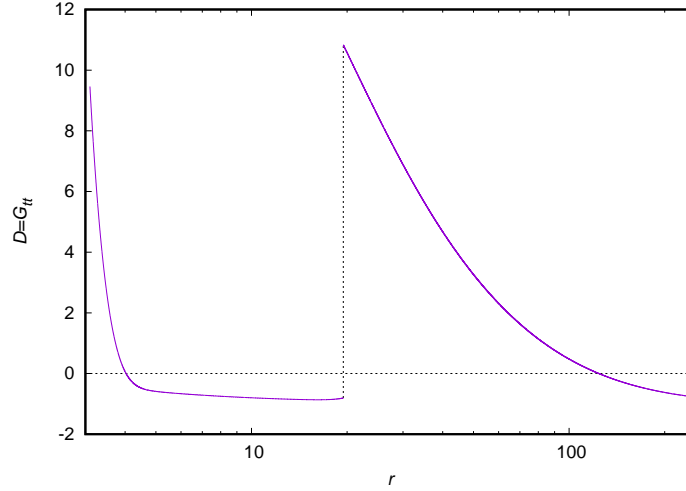


Figure 5:  $\mathcal{D} = G_{tt}$  vs  $r$ .

As it is noticed in Figure 4 the shock formation allows a observer in the region between shock location and the inner critical point experience a white hole.

## 6 Acoustic surface gravity

The acoustic metric given by equation (78) is independent of time  $t$ . Therefore we have the stationary Killing vector  $\chi^\mu = \delta_t^\mu$ . The norm of the Killing vector  $\chi^\mu$  on the horizon is given by  $\chi^\mu \chi_\mu = G_{\mu\nu} \chi^\mu \chi^\nu = G_{tt}|_h = 0$ . Thus the stationary Killing vector is null on the horizon. The surface gravity in terms of the Killing vector  $\chi^\mu$  which is null on the horizon is given by the relation as described in [46], [48], [3]

$$\nabla_\alpha (-\chi^\mu \chi_\mu) = 2\kappa \chi_\alpha \quad (91)$$

which is to be evaluated on the horizon. Here  $\kappa$  is the acoustic surface gravity. Now  $\chi_\mu = G_{\mu\nu}\chi^\nu = G_{\mu\nu}\delta_t^\nu = G_{\mu t}$ . Therefore from the  $\alpha = r$  component of the equation (91) the acoustic surface gravity is obtained to be

$$\kappa = \frac{1}{2G_{rt}}\partial_r(-G_{tt})|_{u_0^2=c_s^2} \quad (92)$$

Hence

$$\kappa = - \left[ \frac{\sqrt{(g_{tt}g_{\phi\phi} + g_{\phi t}^2)(g_{\phi\phi} + 2\lambda g_{\phi t} - \lambda^2 g_{tt})}}{(1 - c_s^2)(g_{\phi\phi} + \lambda g_{\phi t})\sqrt{g_{rr}}} \frac{du_0}{dr} \right]_h \quad (93)$$

where the subscript “h” denotes that the quantities have been evaluated at the acoustic horizon. On the equatorial plane ( $\theta = \frac{\pi}{2}$ ) the metric elements are

$$g_{tt} = 1 - \frac{2}{r}, \quad g_{\phi t} = -\frac{2a}{r}, \quad g_{\phi\phi} = \frac{r^3 + a^2r + 2a^2}{r} \quad (94)$$

Thus  $\kappa$  can be written as

$$\kappa = \left[ \frac{r\sqrt{(r^2 - 2r + a^2)(g_{\phi\phi} + 2\lambda g_{\phi t} - \lambda^2 g_{tt})}}{(1 - c_s^2)(r^3 + a^2r + 2a^2 - 2a\lambda)\sqrt{g_{rr}}} \frac{du_0}{dr} \right]_h \quad (95)$$

In the Schwarzschild limit  $a = 0$  and  $g_{\phi t} = 0$  this reduces to the result derived earlier in [15]. Thus we obtain the acoustic surface gravity as a function of the background metric elements and the stationary values of the accretion variables.

## 7 Acknowledgment

The author would like to thank his Ph.D supervisor Tapas K. Das for introducing him to the problem and for helping him in preparing the manuscript, and Pratik Tarafdar for very useful discussions on stationary accretion solutions.

## References

- [1] W. G. Unruh, “Experimental black-hole evaporation?,” *Phys. Rev. Lett.*, vol. 46, pp. 1351–1353, May 1981.
- [2] M. Visser, “Acoustic black holes: horizons, ergospheres and hawking radiation,” *Classical and Quantum Gravity*, vol. 15, no. 6, p. 1767.
- [3] N. Bilic, “Relativistic acoustic geometry,” *Classical and Quantum Gravity*, vol. 16, no. 12, p. 3953, 1999.
- [4] C. Barcelo, S. Liberati, and M. Visser, “Analogue gravity,” *Living Reviews in Relativity*, vol. 8, no. 12, 2005.
- [5] D. Faccio, F. Belgiorno, S. Cacciatori, V. Gorini, S. Liberati, and U. Moschella, *Analogue gravity phenomenology : analogue spacetimes and horizons, from theory to experiment*. Lecture notes in physics 870, Springer, 2013 ed., 2013.
- [6] W. Unruh and R. Schutzhold, *Quantum analogues: from phase transitions to black holes and cosmology*, vol. 718 of *Lecture Notes in Physics*. Springer, 1 ed., 2007.
- [7] M. Novello, M. Visser, and G. E. Volovik, *Artificial black holes*. World Scientific Publishing Company, 1st ed., 2002.
- [8] T. K. Das, “Analogue hawking radiation from astrophysical black-hole accretion,” *Classical and Quantum Gravity*, vol. 21, no. 22, p. 5253, 2004.

- [9] H. Abraham, N. Bilic, and T. K. Das, “Acoustic horizons in axially symmetric relativistic accretion,” *Classical and Quantum Gravity*, vol. 23, no. 7, p. 2371, 2006.
- [10] S. Dasgupta, N. Bilic, and T. K. Das, “Pseudo-schwarzschild spherical accretion as a classical black hole analogue,” *General Relativity and Gravitation*, vol. 37, no. 11, pp. 1877–1890, 2005.
- [11] T. K. Das, N. Bili, and S. Dasgupta, “A black-hole accretion disc as an analogue gravity model,” *Journal of Cosmology and Astroparticle Physics*, vol. 2007, no. 06, p. 009, 2007.
- [12] H.-Y. Pu, I. Maity, T. K. Das, and H.-K. Chang, “On spin dependence of relativistic acoustic geometry,” *Classical and Quantum Gravity*, vol. 29, no. 24, p. 245020, 2012.
- [13] N. Bilic, A. Choudhary, T. K. Das, and S. Nag, “The role of axisymmetric flow configuration in the estimation of the analogue surface gravity and related hawking like temperature,” *Classical and Quantum Gravity*, vol. 31, no. 3, p. 035002, 2014.
- [14] P. Tarafdar and T. K. Das, “Dependence of acoustic surface gravity on geometric configuration of matter for axially symmetric background flows in the schwarzschild metric,” *International Journal of Modern Physics D*, vol. 24, no. 14, p. 1550096, 2015.
- [15] M. A. Shaikh, I. Firdousi, and T. K. Das, “Relativistic sonic geometry for isothermal accretion in the schwarzschild metric,” *arXiv:1612.07963 [gr-qc]*, 2016.
- [16] D. B. Ananda, S. Bhattacharya, and T. K. Das, “Acoustic geometry through perturbation of mass accretion rate: radial flow in static spacetimes,” *General Relativity and Gravitation*, vol. 47, no. 9, p. 96, 2015.
- [17] D. A. Bollimpalli, S. Bhattacharya, and T. K. Das, “Perturbation of mass accretion rate, associated acoustic geometry and stability analysis,” *New Astronomy*, vol. 51, pp. 153 – 160, 2017.
- [18] S. Datta, M. A. shaikh, and T. K. Das, “Acoustic geometry obtained through the perturbation of the bernoulli’s constant,” *arXiv:1612.07954[gr-qc]*, 2016.
- [19] J. M. Miller, C. S. Reynolds, A. C. Fabian, G. Miniutti, and L. C. Gallo, “Stellar-mass black hole spin constraints from disk reflection and continuum modeling,” *The Astrophysical Journal*, vol. 697, no. 1, p. 900, 2009.
- [20] Y. Kato, M. Miyoshi, R. Takahashi, H. Negoro, and R. Matsumoto, “Measuring spin of a supermassive black hole at the galactic centre implications for a unique spin,” *Monthly Notices of the Royal Astronomical Society: Letters*, vol. 403, no. 1, pp. L74–L78, 2010.
- [21] J. Ziolkowski, “Population of Galactic black holes,” *Mem. Soc. Astron. Italiana*, vol. 81, p. 294, 2010.
- [22] A. Tchekhovskoy, R. Narayan, and J. C. McKinney, “Black hole spin and the radio loud/quiet dichotomy of active galactic nuclei,” *The Astrophysical Journal*, vol. 711, no. 1, p. 50, 2010.
- [23] R. A. Daly, “Estimates of black hole spin properties of 55 sources,” *Monthly Notices of the Royal Astronomical Society*, vol. 414, no. 2, pp. 1253–1262, 2011.
- [24] S. D. Buliga, V. I. Globina, Y. N. Gnedin, T. M. Natsvlshvili, M. Y. Piotrovich, and N. A. Shakht, “Intermediate-mass black holes in globular clusters: constraints on the spin of a black hole,” *Astrophysics*, vol. 54, no. 4, pp. 548–552, 2011.
- [25] C. S. Reynolds, L. W. Brenneman, A. M. Lohfink, M. L. Trippe, J. M. Miller, R. C. Reis, M. A. Nowak, and A. C. Fabian, “Probing relativistic astrophysics around smbhs: The suzaku agn spin survey,” *AIP Conference Proceedings*, vol. 1427, no. 1, pp. 157–164, 2012.
- [26] J. E. McClintock, R. Narayan, S. W. Davis, L. Gou, A. Kulkarni, J. A. Orosz, R. F. Penna, R. A. Remillard, and J. F. Steiner, “Measuring the spins of accreting black holes,” *Classical and Quantum Gravity*, vol. 28, no. 11, p. 114009, 2011.

- [27] A. Martinez-Sansigre and S. Rawlings, “Observational constraints on the spin of the most massive black holes from radio observations,” *Monthly Notices of the Royal Astronomical Society*, vol. 414, no. 3, pp. 1937–1964, 2011.
- [28] T. Dauser, J. Wilms, C. S. Reynolds, and L. W. Brenneman, “Broad emission lines for a negatively spinning black hole,” *Monthly Notices of the Royal Astronomical Society*, vol. 409, no. 4, pp. 1534–1540, 2010.
- [29] C. J. Nixon, P. J. Cossins, A. R. King, and J. E. Pringle, “Retrograde accretion and merging supermassive black holes,” *Monthly Notices of the Royal Astronomical Society*, vol. 412, no. 3, pp. 1591–1598, 2011.
- [30] J. C. McKinney, A. Tchekhovskoy, and R. D. Blandford, “General relativistic magnetohydrodynamic simulations of magnetically choked accretion flows around black holes,” *Monthly Notices of the Royal Astronomical Society*, vol. 423, no. 4, pp. 3083–3117, 2012.
- [31] J. C. McKinney, A. Tchekhovskoy, and R. D. Blandford, “Alignment of magnetized accretion disks and relativistic jets with spinning black holes,” *Science*, vol. 339, no. 6115, pp. 49–52, 2013.
- [32] L. Brenneman, *Measuring the Angular Momentum of Supermassive Black Holes*. Springer, 2013.
- [33] M. Dotti, M. Colpi, S. Pallini, A. Perego, and M. Volonteri, “The atacama cosmology telescope: Data characterization and mapmaking,” *The Astrophysical Journal*, vol. 762, no. 1, p. 10, 2013.
- [34] A. Sesana, E. Barausse, M. Dotti, and E. M. Rossi *arXiv:1402.7088 [astro-ph.CO]*.
- [35] A. C. Fabian, M. L. Parker, D. R. Wilkins, J. M. Miller, E. Kara, C. S. Reynolds, and T. Dauser, “On the determination of the spin and disc truncation of accreting black holes using x-ray reflection,” *Monthly Notices of the Royal Astronomical Society*, vol. 439, no. 3, pp. 2307–2313, 2014.
- [36] J. Healy, C. Lousto, and Y. Zlochower *arXiv:1406.7295 [gr-qc]*.
- [37] J. Jiang, C. Bambi, and J. F. Steiner *arXiv:1406.5677 [gr-qc]*.
- [38] R. Nemmen and A. Tchekhovskoy *arXiv:1406.7420 [astro-ph.HE]*.
- [39] M. Mocibrodzka, T. K. Das, and B. Czerny, “The pattern of accretion flow on to sgr a\*,” *Monthly Notices of the Royal Astronomical Society*, vol. 370, no. 1, p. 219, 2006.
- [40] N. I. Shakura and R. A. Sunyaev, “Black holes in binary systems. Observational appearance,” *Astronomy and Astrophysics*, vol. 24, pp. 337–355, 1973.
- [41] A. M. Beloborodov and A. F. Illarionov, “Small-scale inviscid accretion discs around black holes,” *Monthly Notices of the Royal Astronomical Society*, vol. 323, no. 1, p. 167, 2001.
- [42] I. V. Igumenshchev and A. M. Beloborodov, “Numerical simulation of thick disc accretion on to a rotating black hole,” *Monthly Notices of the Royal Astronomical Society*, vol. 284, no. 3, p. 767, 1997.
- [43] D. Proga and M. C. Begelman, “Accretion of low angular momentum material onto black holes: Two-dimensional hydrodynamical inviscid case,” *The Astrophysical Journal*, vol. 582, no. 1, p. 69, 2003.
- [44] F. Yuan, S. Dong, and J.-F. Lu, “Sonic points and shocks in isothermal accretion and winds in kerr geometry,” *Astrophysics and Space Science*, vol. 246, no. 2, pp. 197–210, 1996.
- [45] C. F. Gammie and R. Popham, “Advection-dominated accretion flows in the kerr metric. i. basic equations,” *The Astrophysical Journal*, vol. 498, no. 1, p. 313.
- [46] E. Poisson, *A Relativist’s Toolkit: The Mathematics of Black-Hole Mechanics*. Cambridge University Press, 2004.
- [47] P. Tarafdar, D. B. Ananda, S. Nag, and T. K. Das, “Influence of matter geometry on shocked flows-ii: Accretion in the kerr metric,” *arXiv preprint arXiv:1612.06882*, 2016.
- [48] R. M. Wald, *General relativity*. Chicago, IL: Chicago Univ. Press, 1984.