

Probing the cosmic distance duality relation using time delay lenses

Akshay Rana,^{a,1} Deepak Jain,^b Shobhit Mahajan,^a Amitabha Mukherjee^a and R.F.L. Holanda^{c,d,e}

^aDepartment of Physics and Astrophysics, University of Delhi, Delhi 110007, India

^bDeen Dayal Upadhyaya College, University of Delhi, Sector-3, Dwarka, New Delhi 110078, India

^cDepartamento de Física, Universidade Federal de Sergipe, 49100-000, Aracaju - SE, Brazil

^dDepartamento de Física, Universidade Federal de Campina Grande, 58429-900, Campina Grande - PB, Brazil

^eDepartamento de Física, Universidade Federal do Rio Grande do Norte, 59078-970, Natal - RN, Brazil

E-mail: montirana1992@gmail.com, djain@ddu.ac.in, shobhit.mahajan@gmail.com, amimukh@gmail.com, holanda@uepb.edu.br

Abstract. The construction of the cosmic distance-duality relation (CDDR) has been widely studied. However, its consistency with various new observables remains a topic of interest. We present a new way to constrain the CDDR $\eta(z)$ using different dynamic and geometric properties of strong gravitational lenses (SGL) along with SNe Ia observations. We use a sample of 102 SGL with the measurement of corresponding velocity dispersion σ_0 and Einstein radius θ_E . In addition, we also use a dataset of 12 two image lensing systems containing the measure of time delay Δt between source images. Jointly these two datasets give us the angular diameter distance $D_{A_{ol}}$ of the lens. Further, for luminosity distance, we use the 740 observations from JLA compilation of SNe Ia. To study the combined behavior of these datasets we use a model independent method, Gaussian Process (GP). We also check the efficiency of GP by applying it on simulated datasets, which are generated in a phenomenological way by using realistic cosmological error bars. Finally, we conclude that the combined bounds from the SGL and SNe Ia observation do not favor any deviation of CDDR and are in concordance with the standard value ($\eta = 1$) within 2σ confidence region, which further strengthens the theoretical acceptance of CDDR.

Keywords: Cosmic distance duality relation, Strong gravitational lensing, JLA SNe Ia, Gaussian process.

¹Corresponding author.

Contents

1	Introduction	1
2	Strong Gravitational Lensing System as a standard ruler	2
2.1	Einstein radius	3
2.2	Time Delay	3
2.3	Angular diameter distance from strong gravitational lensing data	4
3	Datasets	4
4	Methodology	6
4.1	Gaussian Process	6
4.2	Generation of mock datasets	7
4.3	Reconstruction of the CDDR	8
5	Discussion	9

1 Introduction

The present era of sophisticated observational tools and precision cosmology enables us to observe many hitherto unobservable astronomical phenomena. It also provides a golden opportunity to test the fundamental assumptions which underlie the standard cosmological models. The cosmic distance duality relation (CDDR) or Etherington duality relation is one such fundamental underlying assumption of observational cosmology. It highlights the link between luminosity distance D_L and angular diameter distance D_A :

$$\eta(z) \equiv \frac{D_L(z)}{D_A(z)(1+z)^2} = 1 \quad (1.1)$$

This relationship between D_L and D_A holds for all metric theories as long as photon number is conserved in cosmic evolution and photons follow null geodesics [1]. Moreover, it acts as a fundamental relation in the background of many cosmological observations such as, Cosmic Microwave Background (CMB), galaxy clusters & gravitational lensing. Thus, any departure from it may indicate the emergence of new physics or the existence of some unaccounted systematic errors in the observations. Several theoretical efforts have been made to study violations of CDDR. For instance, supernova dimming due to the cosmic dust affects the luminosity distance measurement [2, 3] and photon-axion conversion in intergalactic magnetic fields violates photon conservation [4, 5]. Similarly, More et. al. studied the modification in the duality relation by introducing the dilaton and an axion field in a theoretical construction [6] and Piazza & Schucker (2016) try to understand the behaviour of CDDR in a non-metric theory of gravity [7].

In recent papers, the CDDR has been tested basically by two approaches. One of them corresponds to less ideal methods that explicitly use some cosmological model in the analysis [8–13]. The other corresponds to cosmological model independent tests. Several observations have been used to test the CDDR such as D_A obtained from the gas mass fraction estimate of galaxy cluster, $H(z)$ measurements and baryon acoustic oscillations while D_L measurements have been taken from SNe Ia and gamma ray bursts (GRB's) [14–19]. Moreover, D_A ratio measurements from strong gravitational

lenses [13, 20] and observations of the cosmic microwave background temperature [21, 22] have also been used for the same purpose. No significant violation has been observed (see table 1 in [13]). However, continuing to test the CDDR with different cosmological observations is still important as well as looking for systematic errors among the previous analysis.

In this paper, we present a completely model independent approach to constrain CDDR using strong gravitational lenses (SGL) as standard rulers and SNe Ia as standard candles. In SGL systems when a massive foreground galaxy or cluster (called lens) is positioned in between a source (like QSOs) and the observer, then multiple magnified distorted images of the source can be seen around the lens. Several dynamical and geometric properties and observables of SGL have been widely used to understand the different aspects of the Universe. For instance, time delay measurement of lensing images can be used to measure the Hubble parameter H_0 [23, 24]. Similarly, statistical properties of gravitational lenses have also been explored widely to constrain different cosmological parameters such as the cosmological constant [25–28], deceleration parameter [29] and cosmic curvature [30–32]. Here we use the SGL observations as a standard ruler to obtain the angular diameter distance at any redshift. By combining different observations of strong gravitational lensing systems, namely, the Einstein radius & velocity dispersion measurement of lens galaxy and the time-delay between the source images, one can obtain a completely model independent D_A . Moreover, this construction of angular diameter distance remain independent of the redshift of the source. Finally, the validity of the cosmic distance duality relation is explored by combining D_L of type Ia supernovae and D_A obtained from the time delay and Einstein radius measurements of lensing systems.

Due to astrophysical complications and instrumental limitations, it is difficult to observe both the luminosity distance D_L and the angular diameter distance D_A of the same source simultaneously. However, to get an estimate of η , we need both D_L & D_A at the same redshift. So in the literature, the use of model independent nonparametric techniques for this purpose is quite popular. Many such techniques, for instance, Genetic Algorithm, Nonparametric smoothing technique (NPS), LOESS & SIMEX have been used to study the variation of $\eta(z)$ or to check the consistency of different datasets in a non-parametric way [21, 33, 34]. In this analysis, we use a model-independent nonparametric technique, Gaussian process, [35–38] to study the evolution of η .

The paper is organized as follows. In the Section 2 we discuss the method to calculate angular diameter distance using SGL. In Section 3, we give the details of the datasets used in the analysis. We explain the methodology along with a model independent non parametric smoothing technique Gaussian Process in section 4. Finally we summarize the results in section 5.

2 Strong Gravitational Lensing System as a standard ruler

Strong gravitational lensing (SGL) has emerged as a very powerful observational probe to study the various theories of cosmology and gravity. SGL is the name given to a phenomenon according to which if a distant object (source) lies behind a mass concentration (lens) (like a galaxy, cluster etc) whose 2D projected matter density is greater than a critical limit Σ_{cr} than it can produce multiple images of that distant object. This critical limit Σ_{cr} depends upon the mass distribution of the lens and the mutual distances between source, lens and observer. SGL systems observed and detected in SLACS, BELLS, LSD and SL2S surveys have been widely used to put observational constraints on different cosmological parameters. Working along the similar lines, we present a method by which we can use the Einstein radius and the time delay of the different source images to obtain the angular diameter distance of lensing mass concentration in the SGL systems. In the following subsections,

we discuss the basic features of Einstein radius, time-delay distance and the methodology to obtain angular diameter distances by combining these quantities.

2.1 Einstein radius

Image separation between lenses is one of the directly observable quantities for lensing systems. If the source, lens and observer are aligned along the same line of sight then a ring like structure called, the Einstein ring is formed. For lenses having a Singular Isothermal Sphere (SIS) mass profile, the image separation between the formed images always remain equal to twice the Einstein ring's radius (θ_E). It also depends on the ratio of angular diameter distances (ADD) between lens- source ($D_{A_{ls}}$) and observer-source ($D_{A_{os}}$) [39]. Moreover, it is defined as,

$$\theta_E = 4\pi \frac{D_{A_{ls}}}{D_{A_{os}}} \frac{\sigma_{SIS}^2}{c^2} \quad (2.1)$$

where c is the speed of light and σ_{SIS} is the velocity dispersion of the lens mass distribution. In this way, the quantity of interest is

$$D_{ratio} = \frac{D_{A_{ls}}}{D_{A_{os}}} = \theta_E \frac{c^2}{4\pi\sigma_{SIS}^2} \quad (2.2)$$

2.2 Time Delay

The time-delay measurement, Δt , is another important observational consequence of SGL[23, 39–42]. Unlike the Einstein radius, it gives a correlation among three distances: the angular diameter distances between observer & lens, observer & source, and lens & source. It is based on the fact that photons following the null geodesics and originating from a distant source have different optical paths and also pass through dissimilar gravitational potentials. Hence, the time delay is caused by the difference in length of the optical paths and the gravitational time dilation for the ray passing through the effective gravitational potential of the lens.

Mathematically this quantity is denoted by $\Delta\tau$ and represents the time delay caused due to deflected path with respect to the unperturbed path from source to observer.

$$\Delta\tau = \frac{1 + z_l}{c} \frac{D_{A_{ol}} D_{A_{os}}}{D_{A_{ls}}} \left[\frac{1}{2} (\vec{\theta} - \vec{\beta})^2 - \Psi(\vec{\theta}) \right] \quad (2.3)$$

where $\vec{\theta}$ and $\vec{\beta}$ are the positions of the images and the source respectively, z_l is the lens redshift, and Ψ is the effective gravitational potential of the lens. Then for a two image lens system (say image A & B) and lens having SIS mass profile, the time delay between two source images reduces to [43]

$$\Delta t = \Delta\tau_A - \Delta\tau_B = \frac{1 + z_l}{2c} \frac{D_{A_{ol}} D_{A_{os}}}{D_{A_{ls}}} [\theta_A^2 - \theta_B^2] \quad (2.4)$$

The quantity $\frac{D_{A_{ol}} D_{A_{os}}}{D_{A_{ls}}}$ is defined as time-delay distance, $D_{A_{\Delta t}}$ and given by

$$D_{A_{\Delta t}} = \frac{D_{A_{ol}} D_{A_{os}}}{D_{A_{ls}}} = \frac{2c\Delta t}{(1 + z_l)(\theta_A^2 - \theta_B^2)} \quad (2.5)$$

2.3 Angular diameter distance from strong gravitational lensing data

Once we obtain the expressions for the different ADD ratios defined as D_{ratio} and $D_{A_{\Delta t}}$, it is straightforward to calculate angular diameter distance $D_{A_{ol}}$ for lenses. Just by multiplying the estimate of these two distance ratios at the same lens redshift, we get

$$D_{A_{ol}} = D_{A_{\Delta t}} \times D_{ratio} \quad (2.6)$$

where $D_{A_{ol}}$ is angular diameter distance of the lens, which is completely independent of source redshift.

3 Datasets

The analysis in the paper is based upon the different observational datasets of SGL systems and SNe Ia. In the following sections, we will discuss the way to find out the angular diameter distance and luminosity distance using different datasets and their role in the analysis. As discussed in the previous section, in order to calculate the angular diameter distance of a lens, we need the simultaneous measurement of the Einstein radius of the lens and the time delay between lensed images. However, since the discovery of first SGL system Q0957+561 (Walsh.et.al, 1979) thousands of SGL systems have been explored in different surveys [CLASS, PANELS, SDSS, LST etc], but very few could be filtered as a part of a well defined sample. Moreover, it is not possible to find out the time delay distance for all observed lenses, as its measurement through spectroscopy is dependent on the variable luminosity of the source. Hence, in our calculation we use the most recent and well defined datasets of Einstein radius and time delay. Further we use a non-parametric method Gaussian process to smoothen these datasets in their redshift range and obtain a model independent measure of angular diameter distance of lens i.e. $D_{A_{ol}}$. The details of the datasets are as follows;

For Einstein radius, we use a set of 102 lensing galaxies which are part of the Sloan Lens ACS Survey (SLACS), BOSS Emission-Line Lens Survey (BELLS), Lenses Structure and Dynamics (LSD) and Strong Lensing Legacy Survey (SL2S) surveys. This dataset was compiled by Cao et.al (2015) [see Table.1 in ref.[44]]. For each lens system, the quantities of interest are the source redshift (z_s) & lens redshift (z_l) (determined from SDSS survey), luminosity averaged central velocity dispersion σ_0 (derived using spectroscopy) and the Einstein radius θ_E (determined from Hubble Space Telescope (HST) images). The relative uncertainty in θ_E is estimated to be 5% across all surveys [44]. Moreover, the velocity dispersion for a SIS lens σ_{SIS} need not to be the same as the central velocity dispersion σ_0 . Kochanek (1992)[45] introduced a new parameter f_E such that $\sigma_{SIS} = f_E \sigma_0$. This parameter f_E compensates for the contribution of dark matter halos in velocity dispersion as well as the systematic errors in measurement of image separation and any possible effect of background matter over lensing systems. All these factors can affect the image separation by up to 20%, which can be mimicked by choosing $\sqrt{0.8} < f_E < \sqrt{1.2}$ and here we choose f_E to be 0.99 ± 0.10 [For details see [46, 47]]. Finally, using this dataset (see Table.1 in Cao et.al (2015)[44]), we obtain D_{ratio} , as given in Eq.(2.2) and the corresponding error given by

$$\sigma_{D_{ratio}} = D_{ratio} \sqrt{\left(\frac{\sigma_{\theta_E}}{\theta_E}\right)^2 + 4\left(\frac{\sigma_{\sigma_0}}{\sigma_0}\right)^2 + 4\left(\frac{\sigma_{f_E}}{f_E}\right)^2} \quad (3.1)$$

where σ_{θ_E} , σ_{σ_0} and σ_{f_E} are the errors in the measurement of Einstein radius, velocity dispersion and f_E respectively.

For the time delay distance we use a dataset of 12 two-image time delay lensing systems compiled by Balmes & Corasaniti (2013) [48]. In this compilation the quantities of interest are the source redshift z_s , the lens redshift z_l , the angular positions of both source images with respect to the lens i.e; θ_A & θ_B , and the total arrival time difference between both images i.e the time delay Δt . This dataset has been widely used for the estimation of cosmological parameters for different dark energy models [43, 49, 50]. We use two-image lensing systems because observationally, such systems are consistent with a simple SIS mass profile of the lens. Moreover one main reason to consider a SIS mass profile is its simplicity, as it explains the galaxy mass distribution very well[51] and all parameters like velocity dispersion and time delay can be easily expressed analytically for it. However this selection criterion for two image formation is necessary but not sufficient to guarantee a SIS mass profile of the lens. So we must include an additional source of error called ϵ_{SIS} that can atleast account for the several effects which give rise to the observed scatter of individual lenses from a pure SIS mass profile. These effects include the presence of softened isothermal sphere potential, which may decrease the typical image separations, and the systematic errors in the rms deviation of the velocity dispersion. According to Cao et al. (2012) [52], this error can contribute upto 20% in the estimation of the time delay distance $D_{A\Delta t}$. Therefore we write $\epsilon_{SIS} = \zeta D_{A\Delta t}$ and choose ζ to be 0.2. Now by applying the error propagation equation on Eq. (2.5) and including possible errors due to the approximation of SIS mass profile of lens, the net error in the estimation of the time delay distance $\sigma_{D_{A\Delta t}}$ is given by

$$\sigma_{D_{A\Delta t}} = D_{A\Delta t} \sqrt{\left(\frac{\sigma_{\Delta t}}{\Delta t}\right)^2 + 4\left(\frac{\sigma_{\theta_A}\theta_A}{\theta_B^2 - \theta_A^2}\right)^2 + 4\left(\frac{\sigma_{\theta_B}\theta_B}{\theta_B^2 - \theta_A^2}\right)^2 + \zeta^2} \quad (3.2)$$

where σ_{θ_A} , σ_{θ_B} and $\sigma_{D_{A\Delta t}}$ are the errors in the measurement of positions of source images A & B and in measurement of time delay Δt respectively.

Once $\sigma_{D_{ratio}}$ and $\sigma_{D_{A\Delta t}}$ are known, then by using the Eq. (2.6) we can easily obtain the error estimate of the angular diameter distance of the lens D_{Aol} , given by

$$\sigma_{D_{Aol}} = D_{Aol} \sqrt{\left(\frac{\sigma_{D_{A\Delta t}}}{D_{A\Delta t}}\right)^2 + \left(\frac{\sigma_{D_{ratio}}}{D_{ratio}}\right)^2} \quad (3.3)$$

For the luminosity distance D_L , we use the Joint Light Analysis (JLA) SNe Ia compilation [53]. It contains a set of 740 spectroscopically confirmed SNe Ia compiled by the SDSS-II supernova survey [54], SNLS survey [55] and a few from Hubble Space Telescope (HST) SNe observations [56] in the redshift region $0.01 < z < 1.3$. The distance modulus of a SNe Ia is obtained by a linear relation from its light-curve

$$\mu = m_B - (M_B + \alpha \times x_1 - \beta \times c) \quad (3.4)$$

where m_B is the observed rest frame B-band peak magnitude of the SNe, x_1 is the time stretching of the light-curve, and c is the supernova color at maximum brightness. These parameters have different value for each SNe Ia and are obtained by fitting the light curves. Thus these are independent of the cosmological model. M_B , α , β are the nuisance parameters that characterize the absolute magnitude of the SNe Ia and the shape and the color corrections of the light-curve respectively. These parameters (M_B , α , β) are assumed to be constants for all the supernovae. In order to check their dependence on cosmological models, it is desirable to use them as free parameters. However, in recent works it has been observed that α and β act like global parameters for a dataset across different

cosmological models [57–60]. As α and β have little effect on our analysis, we will simply adopt the best fit values from Ref. [53] given as : $\alpha = 1.141 \pm 0.006$ and $\beta = 3.101 \pm 0.75$. Once the distance modulus is known then by using the relation $\mu(z) = 5\log_{10}(D_L(z)) + 25$, [where D_L is in Mpc] we can easily obtain the luminosity distance D_L . The error estimate in D_L is given by

$$\sigma_{D_L} = \frac{\ln(10)}{5} D_L \sigma_\mu \quad (3.5)$$

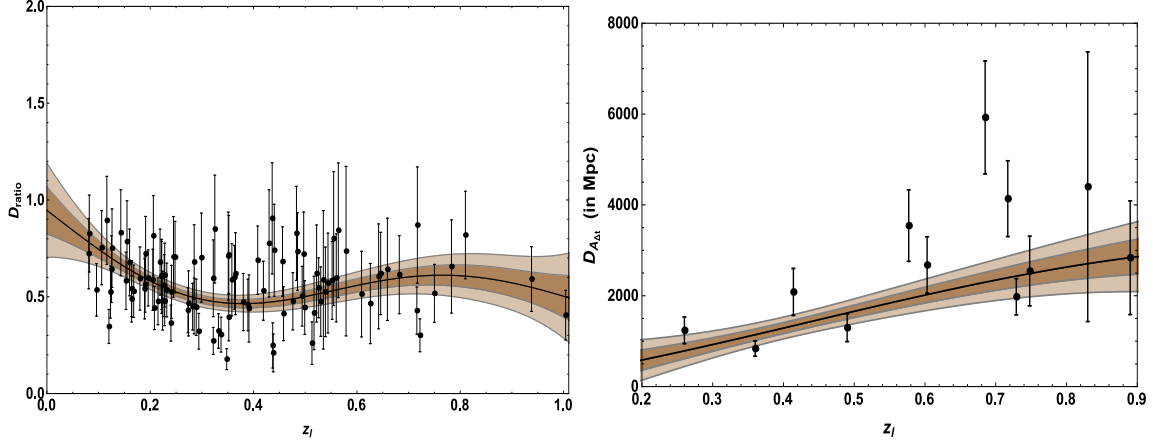


Figure 1: Black dots with error bars represent the **[Left plot]** $D_{ratio} = \frac{D_{A_{ls}}}{D_{A_{os}}}$ vs lens redshift z_l data-points for 102 lensing systems in the redshift region $0.081 < z_l < 1.004$ and **[Right plot]** $D_{A_{\Delta t}} = \frac{D_{A_{os}} D_{A_{ol}}}{D_{A_{ls}}}$ vs lens redshift z_l data-points for 12 time delay distance measurements in the redshift region $0.26 < z_l < 0.89$. The solid black line represents the best fitted curve to the data obtained using Gaussian Process method along with corresponding 1σ & 2σ confidence regions in both the plots.

4 Methodology

The main objective of this work is to check the validity of the distance duality relation. For this we need the measurement of luminosity distance and angular diameter distance at the same redshift, which is not easy with the available datasets.

To solve this problem we apply a model independent non-parametric smoothing technique on these datasets and find out the best fit of data with the corresponding error bars. Brief details of this method is given in the next subsection.

4.1 Gaussian Process

Gaussian process is a data interpolation method which can be used to obtain the relationship between a set of input parameters and a set of target, or output parameters. It is a prominent and widely used non parametric smoothing technique in cosmology. In this method, the complicated parametric relationship is replaced by parametrizing a probability model over the data. It is a distribution over functions, characterized by a mean function and a covariance matrix. This method comes with some inherent underlying assumptions like each observation is an outcome of an independent Gaussian distribution belonging to the same population. The outcome of observations at any two redshifts are correlated due to their nearness to each other. This correlation between two points (say z & \hat{z}) is incorporated in the technique through a covariance function given by

$$k(z, \hat{z}) = \sigma_f^2 \exp -\frac{(|z - \hat{z}|)^2}{2l^2} \quad (4.1)$$

This square exponential kernel is the simplest and default kernel for GP which comes with two hyperparameters (l & σ_f). The length-scale l determines the length of the 'wiggles' in the smoothing function, while output variance σ_f fixes the average distance of function away from its mean. The values of these hyperparameters are calculated by maximizing the corresponding marginal log-likelihood probability function of the distribution. We can also use this information to reconstruct the outcome or observable value at different redshifts using a multivariate Gaussian probability distribution. We use this method to reconstruct the value of angular diameter distance $D_{A_{ol}}$ and luminosity distance D_L . For more details of GP refer to [35, 36]

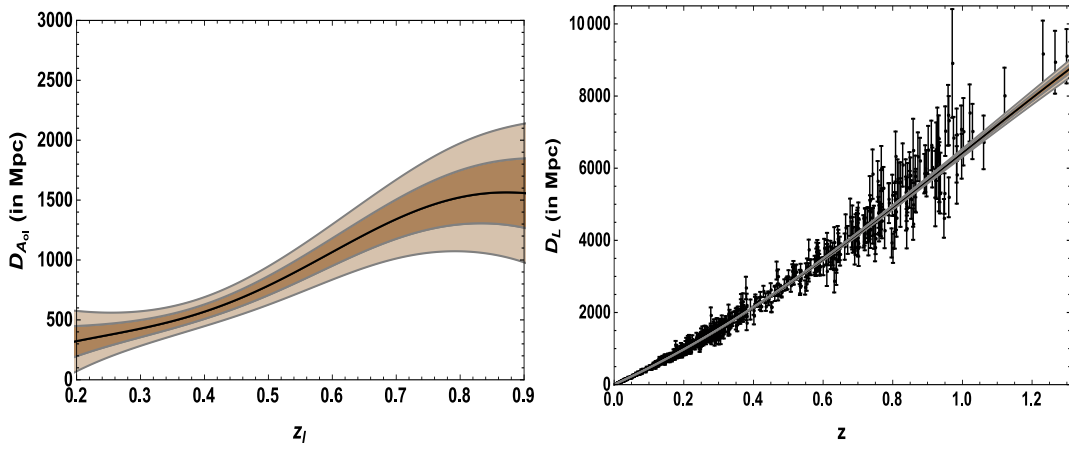


Figure 2: [Left plot]: This figure gives an estimate of angular diameter distance of lenses $D_{A_{ol}}$ in the redshift range $0.2 < z_l < 0.9$ obtained by combining smoothed plots of Fig 1. [Right plot] Black dots with error bars represent the luminosity distance D_L vs z data-points of JLA compilation having 740 SNe Ia in the redshift region $0.01 < z < 1.3$. The solid black line represents the best fitted curve to the data obtained using Gaussian Process method along with corresponding 1σ & 2σ confidence regions.

4.2 Generation of mock datasets

Gaussian process is one of the most established smoothing technique in cosmology. In order to check the efficiency of GP, that is whether it recovers the underlying behavior of η or not, we generate two simulated datasets based on known and realistic cosmologies. The first dataset is based on the underlying assumption of the Λ CDM model, which implies that η should always remain equal to 1. In the other simulated dataset, we assume a violation of CDDR by using an underlying fiducial model, $\eta(z) = 1 + \frac{z}{(1+z)^2}$. We generate 100 datapoints for each assumed model. Further, to introduce a realistic error on these datapoints we use a phenomenological approach. Here we utilize the redshift dependence of the error of the real dataset. For this purpose, we use the real dataset of η formed by using the luminosity distance and angular diameter distance measure as shown in Fig.2. The details of the method used are explained in Ref. [21, 62].

Once the mock datasets are generated, the GP technique is used to check whether it is capable enough to reconstruct the underlying behaviour of the dataset. On analysing Fig.3, It is observed that for both the models (i) where CDDR holds i.e, $\eta = 1$ and (ii) in which $\eta = 1$ is violated i.e, $\eta(z) = 1 + \frac{z}{(1+z)^2}$, GP recovers the assumed fiducial behaviour within a 1σ confidence region. This

analysis gives us confidence that GP is a very efficient model independent non parametric smoothing technique.

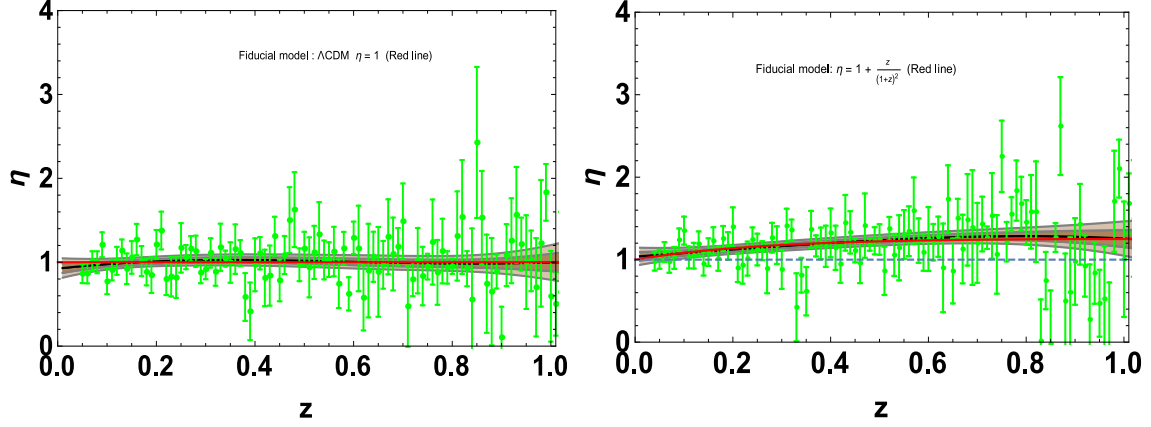


Figure 3: [Left plot]: Green points represents the 100 mock datapoints of η vs z simulated by using the fiducial model Λ CDM i.e. $\eta = 1$ (Red line). [Right plot]: Green points represents the 100 mock datapoints of η vs z simulated by using the fiducial model $\eta(z) = 1 + \frac{z}{(1+z)^2}$ (Red line). While black line represents the reconstructed plot along with 1σ & 2σ confidence regions after applying GP for both the plots. Moreover, dashed line represents the $\eta = 1$.

4.3 Reconstruction of the CDDR

Cosmic distance duality relation (CDDR) is an interconnection between the cosmological luminosity distance and angular diameter distance, as defined in equation 1.1. For CDDR to hold, η should be equal to 1. To test it, we need an estimate of D_A and D_L at the same redshift. We apply GP smoothing on the D_{ratio} dataset obtained by using Einstein radius & velocity dispersion measurements of strong gravitational lensing system [see left panel in Figure 1] and on the $D_{A\Delta t}$ dataset formed by using the time delay measured between the two-image strong gravitational lenses [see right panel in Figure 1]. Interestingly, from Eq (2.6) we have seen that both these measure of D_{ratio} and $D_{A\Delta t}$ jointly give us an estimate of the angular diameter distance $D_{A_{ol}}$ of lenses in SGL systems, which remains independent of the source redshift. Hence just by multiplying the reconstructed curves of D_{ratio} and $D_{A\Delta t}$, obtained by applying GP, we get a model independent measure of the angular diameter distance $D_{A_{ol}}$. [see left panel in Figure 2]. However to avoid the extrapolation of the smoothing function, we limit the measure of $D_{A_{ol}}$ to the redshift range $0.2 < z < 0.9$. Furthermore, on applying the GP on the JLA SNe Ia dataset, we also obtain the measure of luminosity distance in the required redshift range. [See right panel Figure 2]. Finally, this continuous estimate of luminosity distance D_L and angular diameter distance $D_{A_{ol}}$ gives us the smoothed curve of the CDDR parameter η along with the 1σ & 2σ confidence bands [see Figure 4]. This curve includes the standard $\eta = 1$ line within a 2σ confidence region and indicates a consistency of CDDR within the redshift region $0.2 < z < 0.9$. The confidence regions are obtained by using the error propagation method for the luminosity distance σ_{D_L} and the angular diameter distance $\sigma_{D_{A_{ol}}}$, given by

$$\sigma_\eta = \eta \sqrt{\left(\frac{\sigma_{D_L}}{D_L}\right)^2 + \left(\frac{\sigma_{D_{A_{ol}}}}{D_{A_{ol}}}\right)^2} \quad (4.2)$$

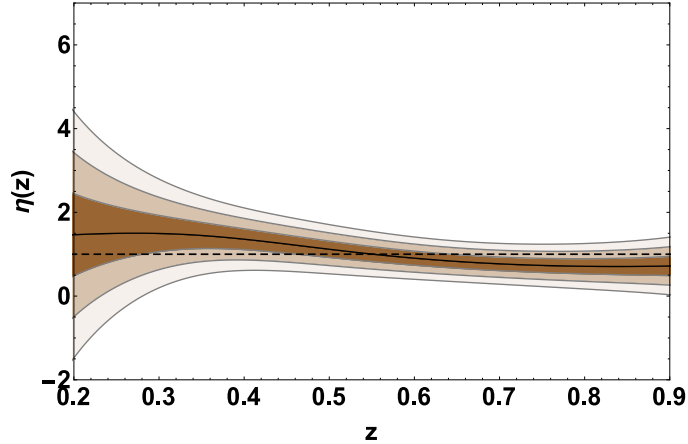


Figure 4: Solid black line represents the reconstructed smooth curve of CDDR parameter η vs z in the redshift range $0.2 < z < 0.9$. The standard $\eta = 1$ line is represented by the dashed black line. The inward to outward bands represent the 1σ , 2σ & 3σ confidence regions.

5 Discussion

The cosmic distance duality relation is one of the most fundamental relations in cosmology. It is interesting to check the validity of this relation by using the luminosity distance (D_L) and the angular diameter distances (D_A). However to check the consistency of η we need both D_L and D_A at the same redshift. With the present limitations of the observational capabilities, it is not possible to obtain both distances simultaneously. Hence in the present scenario it seems a good alternative to use the distance estimates coming from different sources. In recent times SNe Ia has emerged as the best estimate of luminosity distance so we use JLA compilation of 740 SNe Ia for the measure of D_L . Moreover, the measurement of angular diameter distance at higher redshifts always remains a challenging task due to observational difficulties to identify the standard rulers. Even in the present era of precision cosmology the best estimates of D_A come from the Galaxy clusters and Baryonic Acoustic Oscillation (BAO). However since the discovery of the first strong gravitational lenses, it has emerged as a very powerful cosmological probe to study cosmology. Different geometric and dynamical analysis of these lenses provide us an estimate of the different angular diameter distance relations, which have been used to constrain different cosmological models and parameters.

Many efforts have been made to test the CDDR in recent past using SGL. Liao et. al. (2015) [65], Holanda et. al (2016) [13] and Fu et.al (2017)[66] use the image separation and velocity dispersion dataset of SGL to calculate the Angular Diameter Distance (ADD) ratio and combine it with different estimates of the luminosity distance from SNe Ia (Union2.1 or JLA catalogue) and GRBs. However in all these analyses the ADD ratio is used, which depends on the redshift of the source in SGL systems. We don't have a measure of luminosity distance at sufficiently high redshifts compared to the source redshift of SGLs. Hence a lot of SGL observations get rejected at the very first step of analysis. However, Liao et. al. used the GRB's for D_L [65], which can act as a strong observable to probe the Universe at higher redshifts but it's credibility as a standard ruler is still a question of debate. In several works related to the study of different cosmological models, it has already been observed that the collective results from the Einstein radius and the time delay are more sensitive to the cosmological parameters compared to their separate analysis [43, 50, 51]. Till now the collective effect of these two different features of SGL have not been used to constrain CDDR. This motivates us to propose a completely new and model independent way to estimate the ADD using these dy-

namical and geometrical features of SGL, which is completely independent of the source redshift and further enables us to use most of the SGL systems for analysing CDDR .

In this work we use a new method to estimate the angular diameter distance of SGL systems. In this methodology, the Einstein radius is obtained from the deflection angle and the time delay between the different images collectively determine from the angular diameter distance of lenses in SGL systems. We use the Einstein radius measure of 102 SGL systems to obtain D_{ratio} and 12 time delay measures of two image lensed systems to calculate $D_{A_{\Delta t}}$. Further, by applying Gaussian process, we find the variation of these distances over the redshift range $0.2 < z < 0.9$. By multiplying these two distances, we obtain the angular diameter distance between observer and lens, $D_{A_{ol}}$. Further, the luminosity distances D_L are obtained from JLA SNe Ia dataset . Using these two datasets ($D_{A_{ol}}$ and D_L), we constrain the CDDR parameter (η).

The efficiency of the statistics that is being used in such type of analysis is always a matter of concern. Hence to ensure that GP is competitive enough to identify the real underlying behaviour of the dataset, we simulate two mock datasets having realistic errors. In one simulated dataset, the fiducial model supports the CDDR $\eta = 1$, while in the other dataset violates this relation $\eta(z) = 1 + \frac{z}{(1+z)^2}$. After applying GP on both the datasets [see fig. 3], we observe that reconstructed plots completely recover back the underlying models in simulated datasets within a 1σ confidence level. This analysis further strengthens our confidence in the efficiency of GP and improves the final results. Our results are as follows:

- From Fig. 4, it is clear that the reconstructed CDDR parameter (η) derived by using luminosity distances from SNe Ia JLA compilation and angular diameter distances from SGL is in concordance with the standard $\eta = 1$ line within the 2σ confidence region. It also shows its consistency with other results obtained by using different distance indicators like BAO, CMB, Galaxy cluster, radio galaxy and GRBs [for comparison see Table.1 in [13]].

- Most of the lensing galaxies are early type massive elliptical galaxies and in several studies it has been observed that a SIS mass profile is a well tested and strongly supported mass profile for such lenses [67–71]. However, Schwab et.al.(2010) tested the sensitivity of cosmological parameters over lens profile and stellar velocity dispersion [72]. They observed that even a small departure in these measures could bring significant changes in the constraints on cosmological parameters. Moreover, if we also include the effect of anisotropy in velocity dispersion, slope of mass profile and luminosity in this analysis, then for best fit mean values of these parameters the distance ratio $D_{ratio} = \frac{D_{A_{ls}}}{D_{A_{os}}}$ could further decrease upto 12% [32, 73, 74]. This may increase the mean value of η approximately by the same amount.

- Though, in this analysis we used all prescribed errors that can compensate for the assumption of lens mass distribution (SIS profile) and velocity dispersion as suggested by Cao et.al (2015) [44], we still believe that independent knowledge of mass profile of lensed galaxies and their dynamical structure may bring a significant change in lensing studies. The spatially resolved dynamical analysis of nearby galaxies from the surveys like SAURON [75, 76] and high resolution ground based spectroscopy with large telescope may reduce these systematic and statistical errors and provide independent priors for the gravitational lenses.

- The ongoing gravitational lensing dedicated surveys like the COSMOGRAIL project [77] and others like SLACS, BELLS, LSD & SL2S along with upcoming new and powerful breed of sky surveys like DES, LSST, JDEM ,VST ATLAS, Pan-STARRS, EUCLID mission, TMT & E-ELT are expected to find thousands of new SGLs. New observations with much better precision will act as a game-changer and help to establish SGL as one of the most effective probes to constrain CDDR as

well as to understand the universe. However, with present constraints on our resolving capabilities of celestial objects, it seems difficult to estimate the time delay and velocity dispersion for the same SGL system simultaneously. This is because the systems for which time delay is measurable are surrounded by bright quasars and for such lenses, getting the correct estimate of velocity dispersion is difficult due to higher contamination of background source luminosity. In such cases this work provides a statistically precise and model independent way to obtain the ADD for gravitational lens systems.

Acknowledgments

Authors are thankful to an anonymous referee for useful comments which substantially improved the paper. A.R. acknowledges support under a CSIR-SRF scheme (Govt. of India, F.No. 09/045(1345/2014-EMR-I)) and also thanks IUCAA Resource Centre, University of Delhi, for providing research facilities. R.F.L.H. is supported by INCT-A and CNPq (No. 478524/2013-7;303734/2014-0).

References

- [1] G.F.R. Ellis, *Editorial note on “On the definition of distance in general relativity by I. M. H. Etherington”*, Gen. Rel. Grav. 39 (2007) 1047.
- [2] C. Csaki, N. Kaloper & J. Terning, *Dimming Supernovae without Cosmic Acceleration*, PRL 88 (2002) 16 [arXiv:hep-ph/0111311].
- [3] J.A.S. Lima, J.V. Cunha & V.T. Zanchin, *Deformed Distance Duality Relations and Supernovae Dimming*, ApJ 742 (2011) 2 [arXiv:1110.5065].
- [4] A. Avgoustidis, L. Verde & R. Jimenez, *Consistency among distance measurements: transparency, BAO scale and accelerated expansion*, JCAP 06 (2009) 012 [arXiv:0902.2006].
- [5] A. Mirizzi, G. G. Raffelt & P. D. Serpico, *Photon-axion conversion in intergalactic magnetic fields and cosmological consequences*, Lect. Notes Phys. 741 (2008) 115 [arXiv:astro-ph/0607415].
- [6] S. More, H. Niikura, J. Schneider, F. P. Schuller & M. C. Werner, *Modifications to the Etherington Distance Duality Relation and Observational Limits*, [arXiv:1612.08784]
- [7] F. Piazza & T. Schucker, *Minimal cosmography*, Gen. Rel. Grav. 48 (2016) 41 [arXiv:1511.02169].
- [8] B.A. Bassett & M. Kunz, *Cosmic distance-duality as a probe of exotic physics and acceleration*, PRD 69 (2004) 101305 [arXiv:astro-ph/0312443].
- [9] J.P. Uzan, N. Aghanim & Y. Mellier, *Distance duality relation from x-ray and Sunyaev-Zel’dovich observations of clusters*, PRD 70 (2004) 083533 [arXiv:astro-ph/0405620].
- [10] A. Avgoustidis, L. Verde & R. Jimenez, *Consistency among distance measurements: transparency, BAO scale and accelerated expansion*, JCAP 06 (2009) 012 [arXiv:0902.2006].
- [11] A. Avgoustidis, C. Burrage, J. Redondo, L. Verde & R. Jimenez, *Constraints on cosmic opacity and beyond the standard model physics from cosmological distance measurements*, JCAP 10 (2010) 024 [arXiv:1004.2053].
- [12] R.F.L. Holanda, J.A.S. Lima, & M.B. Ribeiro, *Cosmic Distance Duality Relation and the Shape of Galaxy Clusters*, A&A 528 (2011) L14 [arXiv:1003.5906].
- [13] R. F. L. Holanda, V. C. Busti & J. S. Alcaniz, *Probing the cosmic distance duality with strong gravitational lensing and supernovae Ia data*, JCAP, 02 (2016) 054 [arXiv:1512.02486].
- [14] R.F.L. Holanda, J.A.S. Lima, & M.B. Ribeiro, *Testing the Distance-Duality Relation with Galaxy Clusters and Type Ia Supernovae*, ApJL 722 (2010) L233 [arXiv:1005.4458].

- [15] Z. Li, P. Wu & H. Yu *Cosmological-model-independent Tests for the Distance-Duality Relation from Galaxy Clusters and Type Ia Supernova*, ApJL 729 (2011) L14 [arXiv:1101.5255].
- [16] R. Nair, S. Jhingan, & D. Jain, *Observational Cosmology And The Cosmic Distance Duality Relation* JCAP 05 (2011) 023 [arXiv:1102.1065].
- [17] R.F.L.Holanda, R.S. Goncalves & J.S. Alcaniz, *A test for cosmic distance duality*, JCAP, 06 (2012) 022 [arXiv:1201.2378].
- [18] X.Yang, H-R Yu & T-J Zheng , *Constraining smoothness parameter and the DD relation of Dyer-Roeder equation with supernovae*, JCAP 06 (2013) 007 [arXiv:1305.6989].
- [19] R. F. L. Holanda et. al., *Probing the distance-duality relation with high- z data*, 2016 [arxiv: 1611.09426].
- [20] K. Liao et. al., *The Distance Duality Relation from Strong Gravitational Lensing*, ApJ 822 (2016) 74 [arXiv:1511.01318].
- [21] A. Rana et al., *Revisiting the distance duality relation using a non-parametric regression method*, JCAP 07 (2016) 026 [arXiv:1511.09223].
- [22] G.F.R. Ellis et.al., *Blackness of the cosmic microwave background spectrum as a probe of the distance-duality relation*, PRD 87 (2013) 103530 [arXiv:1301.1312].
- [23] S. Refsdal, *On the possibility of determining Hubble's parameter and the masses of galaxies from the gravitational lens effect*, MNRAS 128 (1964) 307.
- [24] C.S. Kochanek & P.L. Schechter, *The Hubble Constant from Gravitational Lens Time Delays*, Measuring and Modeling the Universe, from the Carnegie Observatories Centennial Symposia. Published by Cambridge University Press, as part of the Carnegie Observatories Astrophysics Series. Edited by W. L. Freedman, 2004, p. 117. [arXiv:astro-ph/0306040].
- [25] E.L. Turner, J.P. Ostriker & J.R. Gott, *The statistics of gravitational lenses - The distributions of image angular separations and lens redshifts*, ApJ 284 (1984) 01.
- [26] M. Fukugita, T.Futamase, M. Kasai & E.L. Turner, *Statistical properties of gravitational lenses with a nonzero cosmological constant*, ApJ 393 (1992) 03.
- [27] A. Dev, D. Jain & S. Mahajan, *Dark Energy and the statistical study of the observed image separations of the multiply imaged systems in the class statistical sample*, IJMPD 13 (2004) 06. [arXiv:0307441]
- [28] M.G. Park & J.R Gott, *Curvature of the universe and observed gravitational lens image separation vs. redshift*, ApJ 489 (1997) 476. [arXiv:09702173]
- [29] J.R. Gott, M.G Park & H.M. Lee, *Setting limits on q_0 from gravitational lensing*, ApJ 338 (1989) 12.
- [30] P. Helbig, *The $\Delta\theta - z_s$ relation for gravitational lenses as a cosmological test*, MNRAS 298 (1998) 02. [arXiv:9804104]
- [31] A.Rana et. al., *Constraining cosmic curvature by using age of galaxies and gravitational lenses* JCAP 03 (2017) 028 [arXiv:1611.07196].
- [32] J-Q Xia et.al., *Revisiting Studies of the Statistical Property of a Strong Gravitational Lens System and Model-Independent Constraint on the Curvature of the Universe*, ApJ 874 (2017) 75. [arXiv:1611.04731]
- [33] A. Shafieloo, S. Majumdar, V. Sahni & A.A. Starobinsky, *Searching for systematics in SNIa and galaxy cluster data using the cosmic duality relation*, JCAO 04 (2013) 042.
- [34]] S. Nesseris & J.G. Bellido, *A new perspective on Dark Energy modeling via Genetic Algorithms*, JCAP 11 (2012) 033 [arXiv:1205.0364].
- [35] M. Seikel, C. Clarkson & M. Smith, *Reconstruction of dark energy and expansion dynamics using Gaussian processes*, JCAP 06 (2012) 036.

- [36] C. E. Rasmussen & C. K. I. Williams, *Gaussian Processes for Machine Learning* the MIT Press, 2006, ISBN 026218253X.c.
- [37]] Yi Zheng, *Reconstruct the Distance Duality Relation by Gaussian Process*, (2014) [arXiv:astro-ph/1408.3897].
- [38] S. Santos-da-Costa, V. C. Busti & R. F. L. Holanda, *Two new tests to the distance duality relation with galaxy clusters*, JCAP 10 (2105) 61 [arXiv:1506.00145].
- [39] P. Schneider, C.S. Kochanek, & J. Wambsganss, *Gravitational Lensing: Strong, Weak and Micro*, Springer-Verlag Berlin Heidelberg (2006) eBook-ISBN 978-3-540-30310-7.
- [40] P. Schneider, J. Ehlers & E.E. Falco, *Gravitational Lenses*, Astronomy and Astrophysics Library, (1992) ISSN 0941-7834.
- [41] S.H. Suyu et al., *Dissecting the Gravitational lens B1608+656. II. Precision Measurements of the Hubble Constant, Spatial Curvature, and the Dark Energy Equation of State*, ApJ 711 (2010) 201 [arXiv:0910.2773].
- [42] T. Treu, *Strong Lensing by Galaxies*, ARA&A, 48 (2010) 125 [arXiv:1003.5567]
- [43] J.J. Wei, X. F. Wu & F. Melia, *A Comparison of Cosmological Models Using Time Delay Lenses*, ApJ , 788 (2014) 190. [arXiv:1405.2388]
- [44] S. Cao et. al., *Cosmology with Strong Lensing Systems*, ApJ 806 (2015) 185. [arXiv:1509.07649]
- [45] C.S. Kochanek, *Gravitational lenses in redshift surveys*, ApJ 397 (1992) 381.
- [46] E. O. Ofek, H. W. Rix & D. Maoz, *The redshift distribution of gravitational lenses revisited: Constraints on galaxy mass evolution*, MNRAS 343 (2003) 639 [astro-ph/0305201].
- [47] S. Cao et. al., *Constraints on cosmological models from strong gravitational lensing systems* , JCAP 03 (2012) 016. [arXiv:1105.6226].
- [48] I Balmes, P.S. Corasaniti, *Bayesian approach to gravitational lens model selection: constraining H_0 with a selected sample of strong lenses*, MNRAS 431 (2013) 1528, [arXiv:1206.5801].
- [49] I. Jee, E. Komatsu & S. H. Suyu, *Measuring angular diameter distances of strong gravitational lenses*, JCAP 11 (2015) 033. [arXiv:1410.7770]
- [50] C. C. Yuan, F. Y. Wang *Cosmological test using strong gravitational lensing systems*, MNRAS 452 (2015) 2423. [arXiv:1506.08486]
- [51] D. Paraficz & J. Hjorth *Gravitational lenses as cosmic rulers: density of dark matter and dark energy from time delays and velocity dispersions* A& A 507 (2009) L49 [arXiv:0910.5823].
- [52] S. Cao et. al. *Constraints on cosmological models from strong gravitational lensing systems*, JCAP, 03, 016 (2012) [arXiv:1105.6226].
- [53] SDSS collaboration, M. Betoule et al., *Improved cosmological constraints from a joint analysis of the SDSS-II and SNLS supernova samples*, A&A. 568 (2014) A22 [arXiv:1401.4064].
- [54] SDSS collaboration, M. Sako et al., *The data release of the Sloan Digital Sky Survey-II supernova survey*, [arXiv:1401.3317].
- [55] SNLS collaboration, J. Guy et al., *The Supernova Legacy Survey 3-year sample: Type Ia Supernovae photometric distances and cosmological constraints*, A&A 523 (2010) A7 [arXiv:1010.4743].
- [56] A. G. Riess et al., *New Hubble Space Telescope discoveries of Type Ia supernovae at $z > 1$: Narrowing constraints on the early behavior of dark energy*, ApJ 659 (2007) 98 [astro-ph/0611572].
- [57] J.T. Nielsen, A. Guffanti & S. Sarkar, *Marginal evidence for cosmic acceleration from Type Ia supernovae*, Nature Scientific Reports 6 (2016) 35596 [arXiv:1506.01354].
- [58] J. Evslin, *Calibrating Effective Ia Supernova Magnitudes using the Distance Duality Relation*, Phys.Dark Univ. 14 (2016) 57 [arxiv:1605.00486].

- [59] R.C. Nunes, S. Pan & E.N. Saridakis, *New constraints on interacting dark energy from cosmic chronometers*, PRD 94 (2016) 023508 [arXiv:1605.01712].
- [60] Z. Li, G.J. Wang, K. Liao & Z-H Zhu, *Model-independent estimations for the curvature from standard candles and clocks*, ApJ 833 (2016) 240 [arXiv:1611.00359].
- [61] N. Suzuki et al. *The Hubble Space Telescope Cluster Supernova Survey. V. Improving the Dark-energy Constraints above $z > 1$ and Building an Early-type-hosted Supernova Sample*, ApJ 746 (2012) 85. [arXiv:1105.3470]
- [62] Cong Ma & T. Zhang, *Power of Observational Hubble Parameter Data: a Figure of Merit Exploration*, ApJ 730 (2011) 74 [arXiv:1007.3787].
- [63] S. H. Suyu et.al., *Cosmology from gravitational lens time delays and Planck data*, ApJL 788 (2014) L35. [arXiv:1306.4732]
- [64] S. H. Suyu et. al., *Two accurate time-delay distances from strong lensing: Implications for cosmology*, ApJ 766 (2013) 70 [arXiv:1208.6010]
- [65] K.Liao et.al., *The Distance Duality Relation from Strong Gravitational Lensing*, ApJ 822 (2016) 74 [arXiv:1511.01318].
- [66] X. Fu & P. Li, *Testing the Distance-Duality Relation from Strong Gravitational Lensing, Type Ia Supernovae and Gamma-Ray Bursts Data up to redshift $z \sim 3.6$* , 2017 [arXiv:1702.03626]
- [67] M. Fukugita et.al., *Statistical properties of gravitational lenses with a nonzero cosmological constant*, ApJ 393 (1992) 03.
- [68] C.S. Kochanek, *Is There a Cosmological Constant?*, ApJ 466 (1996) 638 [astro-ph/9510077].
- [69] P. Helbig et.al. *Gravitational lensing statistics with extragalactic surveys . II. Analysis of the Jodrell Bank-VLA Astrometric Survey*, AASS 136 (1996) 297 [astro-ph/9904175].
- [70] D.J. Lagattuta et al. *Cosmic Evolution of Virial and Stellar Mass in Massive Early-type Galaxies*, ApJ 716 (2010) 1579. [arXiv:0911.2236].
- [71] A. Ruff et al. *The SL2S Galaxy-scale Lens Sample. II. Cosmic Evolution of Dark and Luminous Mass in Early-type Galaxies*, ApJ 727 (2011) 96. [arXiv:1008.3167]
- [72] J. Schwab, A.S. Bolton & S.A. Rappaport *Galaxy-Scale Strong-Lensing Tests of Gravity and Geometric Cosmology: Constraints and Systematic Limitations* ApJ 708 (2010) 750. [arXiv:0907.4992].
- [73] S. Rasanen, K. Bolejko & A. Finoguenov, *New Test of the Friedmann-Lematre-Robertson-Walker Metric Using the Distance Sum Rule*, PRL 115 (2015) 10. [arXiv:1412.4976]
- [74] S. Cao et.al, *Limits on the power-law mass and luminosity density profiles of elliptical galaxies from gravitational lensing systems*, MNRAS 461 (2016) 2192. [arXiv:1604.05625]
- [75] Emsellem et.al. *The SAURON project - III. Integral-field absorption-line kinematics of 48 elliptical and lenticular galaxies*, MNRAS 352 (2004) 721. [astro-ph/0404034].
- [76] Cappellari et.al, *The SAURON project - IV. The mass-to-light ratio, the virial mass estimator and the Fundamental Plane of elliptical and lenticular galaxies*, MNRAS 366 (2006) 1126.
- [77] A. Eigenbrod et.al., *COSMOGRAIL I: How to sample the light curves of gravitationally lensed quasars to measure accurate time delays*, A&A 436 (2005) 25. [astro-ph/0503019]