

Search for cosmic dark matter by means of ultra high purity NaI(Tl) scintillator

Ken-Ichi FUSHIMI¹, Dmitry CHERNYAK², Hiroyasu EJIRI³, Ryuta HAZAMA⁴, Shoko HIRATA⁵, Haruo IKEDA⁶, Kunio INOUE⁶, Kyoshiro IMAGAWA⁷, Gakuji KANZAKI⁸, Alexandre KOZLOV², Reiko ORITO¹, Tatsushi SHIMA³, Yasuhiro TAKEMOTO³, Yuri TERAOKA⁶, Saori UMEHARA³ and Sei YOSHIDA⁹

¹Graduate School of Science and Technology, Tokushima University, 2-1 Minami Josanjimacho, Tokushima city, Tokushima 770-8506, Japan

²Kavli Institute for the Physics and Mathematics of the Universe (WPI), The University of Tokyo Institutes for Advanced Study, The University of Tokyo, 5-1-5 Kashiwanoha Kashiwa city, Chiba 277-8583, Japan

³Research Center for Nuclear Physics, Osaka University, 1-10 Mihogaoka, Ibaraki city, Osaka 567-0042, Japan

⁴Graduate School and Faculty of Human Environment, Osaka Sangyo University, 3-1-1 Nakagaito Daito city, Osaka 574-8530, Japan

⁵Faculty of Integrated Arts and Sciences, Tokushima University, 1-1 Minami Josanjimacho, Tokushima city, Tokushima 770-8502, JAPAN. ⁶Research Center for Neutrino Science, Tohoku University, 6-3 Aramaki Aza Aoba Aoba ward Sendai city, Miyagi 980-8578, Japan

⁷I.S.C. Lab., 7-7-20 Saito Asagi Ibaraki City, Osaka 567-0085, Japan

⁸Graduate School of Integrated Arts and Sciences, Tokushima University, 1-1 Minamijosanjimacho Tokushima city, Tokushima 770-8502, Japan

⁹Department of Physics, Osaka University, 1-1 Machikaneyama Toyonaka city, Osaka 560-0043, Japan

The dark matter search project by means of ultra high purity NaI(Tl) scintillator is now underdevelopment. An array of large volume NaI(Tl) detectors whose volume is $12.7\text{ cm}\phi\times 12.7\text{ cm}$ is applied to search for dark matter signal. To remove radioactive impurities in NaI(Tl) crystal is one of the most important task to find small number of dark matter signals. We have developed high purity NaI(Tl) crystal which contains small amounts of radioactive impurities, $< 4\text{ ppb}$ of ^{nat}K , 0.3 ppt of Th chain, $58\text{ }\mu\text{Bq/kg}$ of ^{226}Ra and $30\text{ }\mu\text{Bq/kg}$ of ^{210}Pb . Future prospects to search for dark matter by means of a large volume and high purity NaI(Tl) scintillator is discussed.

1. Present status of cosmic dark matter search

1.1 Candidates for cosmic dark matter

The cosmic dark matter has been discussed for 80 years [1] and has been one of the most important subjects in both astrophysics and particle physics. The main component of the matter in the Universe is precisely investigated as 23 % by many observations [2, 3]. Note that the ordinary matter which is composed by hadron is not the main component of the matter.

Many candidates for the unknown dark matter were proposed by theoretical works. Recently, some candidates called cold dark matter (CDM) is discussed as the most probable candidate. The CDM is a sort of unknown elementary particles which decoupled with radiation after the Universe became cold in the beginning of the Universe. The candidates for CDM are WIMPs, axion and SIMPs; they have been discussed intensively in recent years.

One of the most promising and interesting candidates is called as WIMPs; weakly interacting massive particles. WIMPs candidates are proposed by many theories which describes the beyond standard theory of elementary particle. The mass of the WIMPs is expected between a few GeV/c^2 and a few TeV/c^2 , where c is the speed of light in vacuum. The WIMPs interacts with matter via weak interaction so that the expected cross section between WIMPs and proton is less than 10^{-45} cm^2 .

1.2 Status of WIMPs dark matter search

The searches for WIMPs candidates have been performed by various methods, direct detection and indirect detection. Indirect detection of WIMPs measures the flux of high energy cosmic rays (anti-proton, neutrinos, etc.) which are produced by annihilation of WIMPs particles in the center of the Galaxy, the Sun and the Earth. The energy dependence of the antiproton-to-proton flux ratio indicates a new physics beyond standard model [4]. The data of cosmic ray flux ratio gives rise to a massive dark matter whose mass between $30 \text{ GeV}/c^2$ to $70 \text{ GeV}/c^2$ and its annihilation cross section is $\langle\sigma v\rangle = (1 \sim 6) \times 10^{-26} \text{ cm}^3 \text{ sec}^{-1}$ [5].

Direct detection which are trying to find a direct scattering between WIMPs and target nucleus have been performed intensively for several decades. After starting the experiments using liquid Xe target, the sensitivity to the WIMPs candidate has been drastically improved: the excluded cross section reached to 10^{-48} cm^2 . However, no signal has been reported by Xe experiments [6–9].

On the other hand, the first possible result was reported by DAMA/LIBRA using a large volume and highly radiopure NaI(Tl) scintillator [10]. They observed an annual modulating signal in event rates between 2 keV_{ee} and 6 keV_{ee} , where keV_{ee} stands for electron equivalent energy. They continuously observed by using 100 kg and upgraded 250 kg NaI(Tl) scintillator for more than 13 annual cycles and the significance of the modulating signal was more than 8σ [11]. The WIMPs search by using Si, Ge and CaWO_4 also reported some significant signals for WIMPs candidates [12–14].

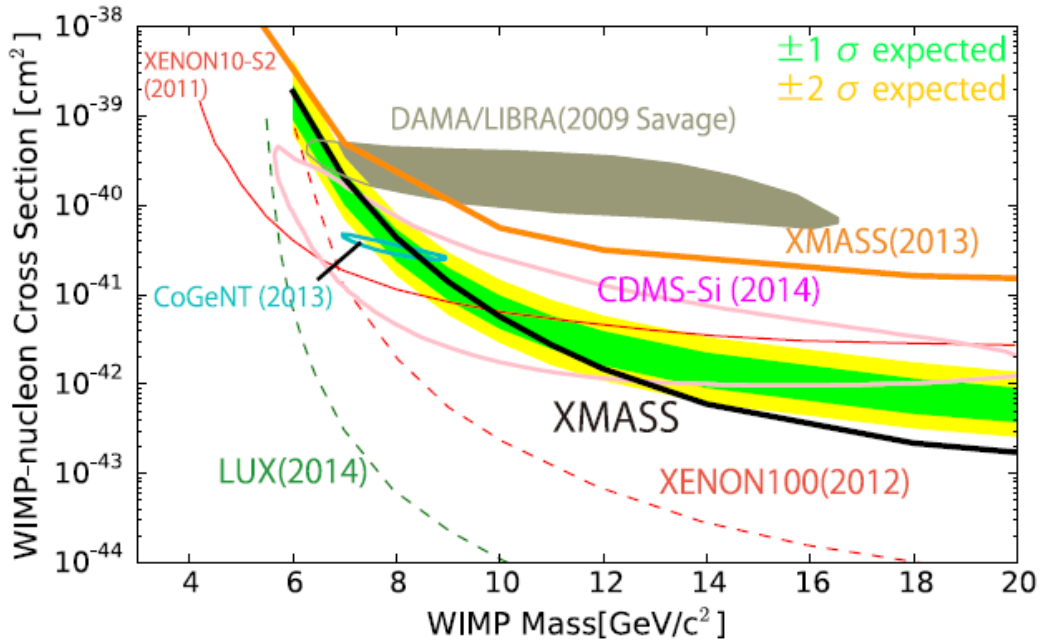


Fig. 1. Present status of the sensitivity to WIMPs by several works. This figure was drawn by XMASS [9].

The present status of the sensitivity to WIMPs is under intricate status. The results of several works are shown in Fig. 1. The allowed regions reported by NaI(Tl), Si and Ge detectors suggest a

low mass WIMPs whose mass is below $10 \text{ GeV}/c^2$. All the suggested regions shown in Fig. 1 do not agree with other results, moreover, almost all the suggested regions have been excluded by liquid Xe experiments.

Note that there is only one result by NaI(Tl) detector which reported a significant signal for dark matter candidates. The sensitivity of NaI(Tl) detector applied by other groups suffered from internal radioactive contamination of ^{210}Pb and ^{40}K .

In last several years, many groups have intensively developed highly radiopure NaI(Tl) crystals. KIMS-NaI developed highly radiopure NaI(Tl) scintillator which contains a few ppt of U and Th chain, however, a large concentration of ^{210}Pb as a few mBq/kg [15]. They constructed a large volume NaI(Tl) array with a veto counter of liquid scintillator named COSINE project [16].

DM-ICE is continuously taking data by two NaI(Tl) scintillator modules whose total mass is 17.34 kg at the South Pole [17]. Their crystal were produced by Bicron and encapsulated by Saint-Gobain: they were applied to dark matter search by UK dark matter collaboration [18].

AN AIS group has developed NaI(Tl) scintillators which are cylindrical, $12 \text{ cm}\phi \times 30 \text{ cm}$. Their crystal was provided by Alpha Spectra Inc. with highly purified NaI powder. The sensitivity to dark matter is also suffered by ^{210}Pb and ^{40}K whose concentrations are $1 \sim 3 \text{ mBq/kg}$ and $0.6 \sim 1.4 \text{ mBq/kg}$, respectively.

2. PICO-LON dark matter search project

The PICO-LON (Pure Inorganic Crystal Observatory for LOw energy Neutr(al)ino) aims to find the candidates for cosmic dark matter and the fundamental rare process of nuclear and particle physics [19]. Highly radiopure NaI(Tl) scintillator has been applied to search for dark matter. The NaI(Tl) has several advantages in searching for cosmic dark matter as described below.

2.1 Large volume detector is available

A large volume NaI(Tl) crystal is easily provided with lower cost. A dark matter detector must have large volume larger than a few hundreds of kg. The production cost is much less expensive than semiconductor detector because of the raw material of NaI is provided with low cost. The purification of NaI powder is effectively done by ourselves, consequently, the lower cost of purification is achieved.

We have already successfully produced a test module of a large volume module whose mass was 2.27 kg [20]. A larger module is under development in March 2017 and test will be done in the summer of 2017. A large volume NaI(Tl) detector module whose dimension is $12.7 \text{ cm}\phi \times 12.7 \text{ cm}$ will be constructed in 2017 fiscal year and nine modules will be constructed in the end of 2018 fiscal year.

2.2 Pure crystal is available

We have successfully developed highly radiopure NaI(Tl) scintillator [21, 22]. The radioactive impurities (RI) in raw powder was removed by cation exchange resin. The contamination from the crucible was prevented by selecting the highest purity of the crucible material. The present contamination of our result are shown in Table I.

2.3 Cross section is well studied

The scattering cross section between nuclei and dark matter is well studied by many literatures [25, 26]. The interaction between nuclei and WIMPs is classified into three types, spin-independent elastic scattering (SI), spin-dependent elastic scattering (SD) and inelastic excitation of nucleus (EX). The cross section of these interactions depend on the square of the target nuclear mass A^2 , nuclear

Table I. The contamination in NaI(Tl) detector. The results in NaI(Tl) detectors reported by other groups are listed together.

RI	DAMA/LIBRA [23]	DM-ICE [17]	ANAIS [24]	KIMS [15]	PICO-LON
^{nat}K [ppb]	< 20	558	20 ~ 46	40 ~ 50	125
Th-chain [ppt]	0.5 ~ 7.5	13	0.8 ± 0.3	0.5 ± 0.3	0.3 ± 0.5
^{226}Ra [$\mu\text{Bq/kg}$]	21.7 ± 1.1	900	10 ± 2	< 1	58 ± 4
^{210}Pb [$\mu\text{Bq/kg}$]	24.2 ± 1.6	1500	600 ~ 800	470 ± 10	30 ± 7

spin factor $\lambda^2 J(J+1)$ and $\left(\sqrt{\frac{2J'+1}{2J+1}} \frac{1}{g_M} \langle A | M1 | A^* \rangle\right)^2$, respectively. Where A and J are the mass and the total spin of the target nucleus, A^* and J' are the mass and the total spin of the excited target nucleus, g_M is the nuclear magnetic moment and $\langle A | M1 | A^* \rangle$ is the nuclear matrix element of $M1$ de-excitation process.

All the target nuclei in NaI have finite nuclear spin as $J_{Na} = 3/2$ and $J_I = 5/2$. In addition with the elastic scattering, ^{127}I has a low energy excited state at 57.6 keV which is easily excited by spin-dependent excitation. The excited state has a spin $J' = 7/2$ and this state emits a gamma ray immediately after the excitation; the half-life of the first excited state is as short as 0.9 nsec [27]. Consequently, one can perform a coincidence measurement of nuclear recoil and gamma ray emission [28].

2.4 Sensitive to both heavy and light WIMPs

NaI consists of both light nucleus (^{23}Na) and heavy nucleus (^{127}I). The light nucleus is sensitive to light WIMPs candidates whose mass is smaller than $10 \text{ GeV}/c^2$. The kinetic energy of light WIMPs is more effectively transferred to a light target nucleus.

Heavy WIMPs gives larger recoil energy to target nuclei, however, the event rate is reduced relative to $1/m_\chi$. A large cross section is needed to search for heavily WIMPs and the cross section of elastic scattering between WIMPs and a heavy nucleus is enhanced by the factor of A^2 .

3. Experiment by means of highly radiopure NaI(Tl) scintillator

3.1 Kamioka underground observatory

A low background measurement by using a middle size NaI(Tl) detector was performed in Kamioka underground observatory [20]. Kamioka observatory is located in the northern area of Gifu prefecture in Japan. The experimental site is located under 2 700 water equivalent and the cosmic ray flux is reduced by six orders of magnitude in comparison with surface laboratory. The PICO-LON experiment was performed in the KamLAND area.

The radioactive radon in the experimental area is effectively reduced by introducing fresh air in which radon is removed from the entrance of the Kamioka mine. The concentration in the experimental room is kept as small as 100 Bq/m^3 . However, the concentration of radon is rather high for the low background measurement such as dark matter search. We introduced pure nitrogen gas into the inner area of the shield to purge radon. The experimental room has been kept as class-10 clean room to reduce possible contamination by dust.

A NaI(Tl) detector was installed into a small shield made of 5 cm thick OFHC and 20 cm thick old lead. All the shielding materials were kept underground for more than 20 years and cosmogenic radioactivity is negligible. All the shielding materials were washed by pure nitric acid and ultrasonic washing machine beforehand.

3.2 Shield and detector

A newly developed NaI(Tl) crystal with the dimension of $10.16\text{ cm}\phi\times 7.62\text{ cm}$ was applied to test measurement for dark matter search. The NaI(Tl) crystal was optically coupled to the light guide made of pure synthetic quartz. To improve scintillation light collection the crystal was wrapped by polytetrafluoroethylene (PTFE) sheet. The crystal and reflector were contained in a copper housing to avoid deliquescence. The scintillation photons were viewed from one edge of cylindrical crystal through a high purity synthetic quartz by a low background 7.62 cm diameter photomultiplier tube (PMT), Hamamatsu R11065-20-mod2.

A white PTFE sheet was put on the optical window to collect scintillation photons because the diameter of the PMT was smaller than the one of the NaI(Tl) optical window. The number of photoelectrons (pe) of the present setup was 5 pe/keV_{ee}; this number was about 1/3 of normal NaI(Tl) scintillator. We measured a concentration of thallium in the NaI(Tl) crystal by ICP-MS system in order to investigate the reason of the insufficient light output. Several samples of ingot #37 and ingot #26 whose light output was as usual scintillator were applied to ICP-MS measurement system. The values of the concentration are listed in Table II.



Fig. 2. The shield for Ingot #37 constructed in Kamioka mine.

Table II. Values of Tl concentration in NaI(Tl) samples.

Sample	Tl concentration
Horiba normal NaI(Tl)	0.0769 mol%
Ingot #37 top	0.0336 mol%
Ingot #37 bottom	0.0112 mol%

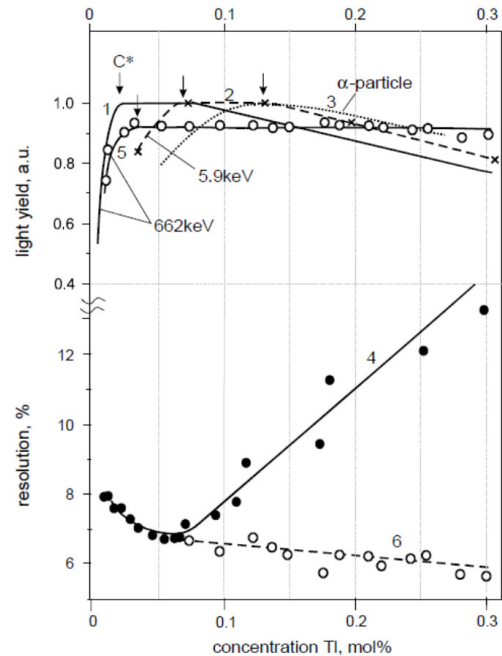


Fig. 3. The Tl concentration dependence on the light output and energy resolution in NaI(Tl) scintillator [29].

The words “top” and “bottom” stand for positions of NaI(Tl) cylindrical crystal. The NaI(Tl) was

produced by hybrid-Bridgmann method and the crystallization was done from the bottom to the top of the crystal. The concentration of Tl in Ingot #37 was significantly smaller than the one of normal NaI(Tl) scintillator. The light yield of NaI(Tl) depends on the concentration of thallium in the crystal. The light yield decreases dramatically when the concentration of thallium is less than 0.022 mol% [29]. The concentration at the bottom of the ingot #37 was too small to give an appropriate light yield. The reason why the concentration of thallium was too small to give the best light yield was investigated and measures were already taken.

3.3 Low background measurement

The low background measurement was performed in September and October in 2016. The PMT output was digitized by a flash analog-to-digital converter (FADC) whose sampling rate was 1 GHz for highest gain ($\times 120$) and 200 MHz for lower three gains ($\times 24$, $\times 2.4$ and $\times 0.24$).

Only one PMT was applied on one edge of the crystal, nevertheless, the noise events due to dark current of PMT were effectively removed by using appropriate integration of timing filter amplifier. The event rate of the dark current was about 40 Hz when the trigger was set below 1 pe: the dark current noise does not affect the dead time. The noise events and physical events were discriminated by pulse shape analysis under offline analysis. The detail of the pulse shape analysis is described in the full paper [20].

The energy spectrum taken for the live time of 16.1 days is shown in Fig. 4. Two large peaks around 3 keV_{ee} and 46 keV_{ee} were found to be the X ray of ⁴⁰K electron capture and the gamma ray of ²¹⁰Pb beta decay, respectively.

The concentration of ²¹⁰Pb increased from the previous result [21]. This reason was found that the insufficient chemical processing to reduce Pb ion. The method of chemical process was intensively investigated and reduction method was already fixed for future purification.

The radioactivity of ⁴⁰K was found to be 3.7 mBq/kg by Monte Carlo simulation. The value was reduced comparing with the previous result, 81 mBq/kg in Ingot #26. The chemical process to reduce potassium ion was successfully done in the present work. The concentration of ^{nat}K in ingot #37 was calculated as 120 ppb assuming the isotope abundance of ⁴⁰K to be 0.0117%. However, the ICP-MS measurement of potassium concentration in a fragment of ingot #37 resulted smaller than 4 ppb. The big contradiction between two results are now under investigation by further analysis and measurements.

4. Discussion and future prospects

We successfully established the method of purification of NaI(Tl) crystal. All the parameters for the process to remove RIs were optimized and highly radiopure and large volume NaI(Tl) ingots will be produced successfully. A large volume NaI(Tl) ingot whose dimension was 12.70 cm ϕ \times 12.70 cm was successfully developed in March 2017. A large volume NaI(Tl) detector for WIMPs search will be constructed after measuring the concentrations of impurities (potassium, U, Th and Pb).

A large volume NaI(Tl) detector system which consists of 60 ~ 100 kg of NaI(Tl) crystal will be constructed during 2017 and 2018 fiscal years. The large volume detector will give a significant test of annual modulating signal which have been reported by some groups.

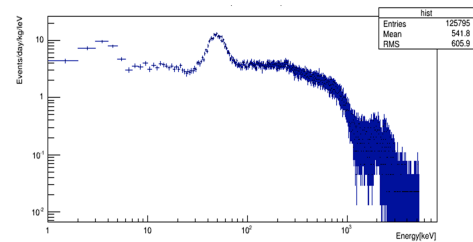


Fig. 4. Energy spectrum taken by Ingot #37. The noise of PMT was removed by pulse shape analysis.

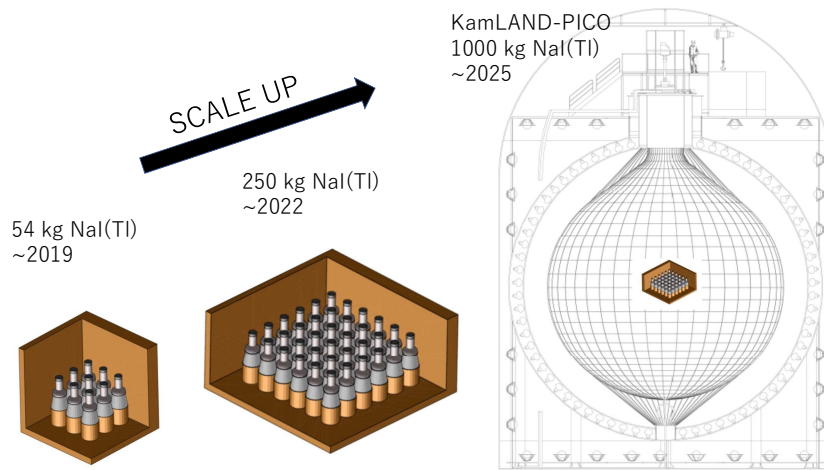


Fig. 5. The plan of KamLAND-PICO dark matter search project.

Acknowledgment

This work was supported by Grant-in-Aid for Scientific Research (B) number 24340055 and Grant-in-Aid for Scientific Research on Innovative Areas number 26104008. The authors also thank Kamioka Mining and Smelting Company for supporting activities in the Kamioka mine and Horiba Ltd. for making the NaI(Tl) detectors.

References

- [1] F. Zwicky, *AstroPhys. Jour.* **87** (1937) 217.
- [2] Planck collaboration, *ArXiv:1303.5076*; *Astronomy & Astrophysics* (2014) doi: 10.1051/0004-6361/201321591.
- [3] G.Hinshaw et al., *AstroPhys. Jour. Suppl. Ser.* **208** (2013) 19.
- [4] M. Aguilar et al., *Phys. Rev. Lett.* **117** (2016) 091103.
- [5] M. Y. Cui et al., *arXiv:1610.03840*.
- [6] D. S. Akerib et al., *Phys. Rev. Lett.* **118** (2017) 021303.
- [7] E. Aprile et al., *Phys. Rev.* **D94** (2016) 122001.
- [8] K. Abe et al., *Phys. Lett.* **B719** (2013) 78.
- [9] M.Yamashita et al., *Phys. Lett.* **B759** (2016) 272.
- [10] R. Bernabei et al., *Phys. Lett.* **B424** (1998) 195.
- [11] R. Bernabei et al., *Eur. Phys. J.* **C73** (2013) 2648.
- [12] R. Agnese et al., *Phys. Rev. Lett.* **111** (2013) 251301.
- [13] C. E. Aalseth et al., *Phys. Rev. Lett.* **107** (2011) 141301.
- [14] L. Stodolsky et al., *J. Phys. Conf. Ser.* **384** (2012) 012013.
- [15] K. W. Kim et al., *Astrop. Phys.* **62** (2015) 249.
- [16] P. Adhikari et al., *Eur. Phys. J.* **C76** (2016) 185.
- [17] J. Cherwinka et al., *Phys. Rev.* **D93** (2016) 042001.
- [18] N. J. C. Spooner et al., *Phys. Lett.* **B473** (2000) 330.
- [19] K.Fushimi et al., *arXiv:1401.3542*; *Proceedings of the 26th Workshop on Radiation Detectors and Their Uses*, KEK-Proc1225008, (2012) p122.
- [20] Y. Takemoto et al., in preparation.

- [21] K. Fushimi et al., JPS Conference Proceedings **11** (2016) 020003.
- [22] K. Fushimi et al., J. Phys.: Conf. Ser. **718** (2016) 042021.
- [23] R. Bernabei et al., Nucl. Instru. & Meth. in Phys. Res. **A592** (2008) 297.
- [24] J. Amaré et al., J. Phys.: Conf. Ser. **718** (2016) 042052.
- [25] M. T. Ressel and D. J. Dean, Phys. Rev. **C56** (1997) 535.
- [26] J. Ellis, R. A. Flores and J. D. Lewin, Phys. Lett. **B212** (1988) 375.
- [27] R. Firestone et al., “Table of Isotopes eighth edition” (1999) Wiley-Interscience.
- [28] K. Fushimi et al., J. Phys. Soc. Jpn. **74** (2005) 3117.
- [29] L. N. Trefilova et al., Nucl. Instru. & Meth. in Phys. Res. **A486** (2002) 474.