

Testing Network Structure Using Relations Between Small Subgraph Probabilities

Chao Gao* and John Lafferty*[†]

**Department of Statistics*

*[†]Department of Computer Science
University of Chicago*

April 25, 2017

Abstract: We study the problem of testing for structure in networks using relations between the observed frequencies of small subgraphs. We consider the statistics

$$T_3 = (\text{edge frequency})^3 - \text{triangle frequency}$$

$$T_2 = 3(\text{edge frequency})^2(1 - \text{edge frequency}) - \text{V-shape frequency}$$

and prove a central limit theorem for (T_2, T_3) under an Erdős-Rényi null model. We then analyze the power of the associated χ^2 test statistic under a general class of alternative models. In particular, when the alternative is a k -community stochastic block model, with k unknown, the power of the test approaches one. Moreover, the signal-to-noise ratio required is strictly weaker than that required for community detection. We also study the relation with other statistics over three-node subgraphs, and analyze the error under two natural algorithms for sampling small subgraphs. Together, our results show how global structural characteristics of networks can be inferred from local subgraph frequencies, without requiring the global community structure to be explicitly estimated.

1. Introduction

The statistical properties of graphs and networks have been intensively studied in recent years, resulting in a rich and detailed body of knowledge on stochastic graph models. Examples include graphons and the stochastic block model (Holland et al., 1983; Lovász, 2012), preferential attachment models (Barabási and Albert, 1999; de Solla Price, 1976), and other generative network models (Bollobás, 2001). This work often seeks to model the network structures observed in “naturally occurring” settings, such as social media. A focus has been to develop simple models that can be rigorously studied, while still capturing some of the phenomena observed in actual data. Related work has developed procedures to find structure in networks, for example using spectral algorithms for finding communities (Arias-Castro and Verzelen, 2014; Jin, 2015; Rohe et al., 2011). Another

line of research has studied estimation and detection of signals on graphs where the structure of the signal is exploited to develop efficient procedures (Arias-Castro et al., 2011; Padilla et al., 2016).

In this work our focus is different. We are interested in studying how global structural properties of graphs and networks might be inferred from purely local properties. In the absence of a probability model to generate the graph, this is a classical mathematical topic. For example, the Euler characteristic relates a graph invariant (genus) to local graph counts (number of edges and faces). More general relations between local structure and global invariants lie at the heart of combinatorics and algebraic topology; topological data analysis is the study of such relations under a data sampling model. In this paper we study how the presence of communities in a network might be detected from deviations in small subgraph probabilities, focusing on invariants between the probabilities of small subgraphs, such as edges and triangles, that must hold for unstructured random graphs.

Our work is inspired by Ugander et al. (2013), who present striking data on the empirical distributions of 3-node and 4-node subgraphs of Facebook friend networks, comparing them to the distributions that would be obtained under an Erdős-Rényi model. Notably, the subgraph frequencies of the Facebook subnetworks appear surprisingly close to the corresponding probabilities under an Erdős-Rényi model, even though the friend networks are expected to exhibit community structure. However, the subgraph frequencies are not arbitrary. In fact, the global graph structure places purely combinatorial restrictions on the subgraph probabilities, sometimes called homomorphism constraints (Razborov, 2008). The interaction between these aspects are discussed by Ugander et al. (2013), who pose the broad research question “What properties of social graphs are ‘social’ properties and what properties are ‘graph’ properties?” Their work develops two complementary methods to shed light on this question. First, they propose a generative model that extends the Erdős-Rényi model and better matches the empirical data. Second, they develop methods to bound the homomorphism constraints that determine the feasible space of subgraph probabilities.

In the present work we take a complementary, statistical approach to distinguishing graphs with social structure from random graphs using only small subgraph frequencies, framing the problem in terms of statistical testing. We consider several questions, focusing on the test statistics

$$T_3 = (\text{edge frequency})^3 - \text{triangle frequency}$$

$$T_2 = 3(\text{edge frequency})^2(1 - \text{edge frequency}) - \text{V-shape frequency}$$

Noting, for example, the population invariant $p^3 - \mathbb{P}(\text{triangle}) = 0$ under an Erdős-Rényi null model, we study these two statistics for testing against different alternative network models. The following is a high-level summary of our findings; precise statements are given later.

- We show that, under appropriate normalization, $(T_2, T_3) \rightsquigarrow$ multivariate normal.
- Under a fairly general class of alternative models, the power of the natural test using T_2 and T_3 approaches one.
- When the alternative is a stochastic block model with two communities, the power approaches one under the optimal scaling of the signal-to-noise ratio for community detection.

- When the alternative is a k -community stochastic block model, with k unknown, the power of the test again approaches one. But the signal-to-noise ratio required is strictly weaker than that required for community detection.
- The sampling error is analyzed under two natural algorithms for sampling small subgraphs.

Together, our results show how global structural characteristics of networks can be inferred from local subgraph frequencies, without requiring the global community structure to be explicitly estimated. Recent work of [Maugis et al. \(2017\)](#) considers a closely related problem of using small subgraph counts to test whether a collection of networks is drawn from a known graphon null model. [Bubeck et al. \(2014\)](#) study tests based on signed triangles for distinguishing Erdős-Rényi graphs from random geometric graphs in the dense regime. [Banerjee \(2016\)](#) and [Banerjee and Ma \(2017\)](#) study tests based on signed circles and establish the relation to likelihood ratio statistic for stochastic block models.

The remainder of the paper is organized as follows. In Section 2 we introduce various subgraph frequency equations and discuss how to use them to do network testing. We state and explain our results that give a theoretical analysis of the tests, for a range of alternative distributions, in Section 3. Section 4, we propose two network sampling schemes to facilitate computation, and discuss tradeoffs between computation and network sparsity. Section 5 presents the results of numerical studies. Proofs of all of the technical results are deferred to Section 6.

We close this section by introducing the notation used in the paper. For an integer m , we use $[m]$ to denote the set $\{1, 2, \dots, m\}$. Given a set S , the cardinality is denoted by $|S|$, and \mathbb{I}_S is the associated indicator function. When A is a square matrix, $\text{Tr}(A)$ denotes its trace. For two matrices $A, B \in \mathbb{R}^{d_1 \times d_2}$, their trace inner product is $\langle A, B \rangle = \text{Tr}(AB^T)$. We use \mathbb{P} and \mathbb{E} to denote generic probability and expectation, with respect to distributions determined from the context.

2. Relations Between Small Subgraph Frequencies

We now describe the basic relations between small subgraph probabilities that we study. There are four three-node subgraphs to consider: The empty graph ($\bullet \bullet \bullet$), a single edge ($\bullet \bullet$), the V-shape ($\bullet \bullet \bullet$), and the triangle (\blacktriangledown). Let $A = (A_{ij})_{1 \leq i < j \leq n}$ denote the adjacency matrix for a given undirected network on n nodes. We shall use subscripts that indicate the number of edges in the subgraph. Thus, the relative frequency of triangles among all three-node subgraphs is

$$\widehat{F}_3 = \frac{1}{\binom{n}{3}} \sum_{1 \leq i < j < k \leq n} A_{ij} A_{jk} A_{ki},$$

the V-shape frequency is

$$\widehat{F}_2 = \frac{1}{\binom{n}{3}} \sum_{1 \leq i < j < k \leq n} \{(1 - A_{ij})A_{jk}A_{ki} + A_{ij}(1 - A_{jk})A_{ki} + A_{ij}A_{jk}(1 - A_{ki})\},$$

the single edge frequency is

$$\widehat{F}_1 = \frac{1}{\binom{n}{3}} \sum_{1 \leq i < j < k \leq n} \{(1 - A_{ij})(1 - A_{jk})A_{ki} + A_{ij}(1 - A_{jk})(1 - A_{ki}) + (1 - A_{ij})A_{jk}(1 - A_{ki})\},$$

and the empty graph frequency is

$$\widehat{F}_0 = \frac{1}{\binom{n}{3}} \sum_{1 \leq i < j < k \leq n} (1 - A_{ij})(1 - A_{jk})(1 - A_{ki}).$$

Under an Erdős-Rényi model with edge probability p , the population subgraph frequencies of the above four shapes are easily seen to be

$$\mathbb{E}\widehat{F}_3 = p^3, \quad \mathbb{E}\widehat{F}_2 = 3p^2(1 - p), \quad \mathbb{E}\widehat{F}_1 = 3p(1 - p)^2, \quad \text{and} \quad \mathbb{E}\widehat{F}_0 = (1 - p)^3. \quad (2.1)$$

These expressions suggest that the subgraph frequencies can also be estimated plugging in the empirical edge frequency

$$\widehat{p} = \frac{1}{\binom{n}{2}} \sum_{1 \leq i < j \leq n} A_{ij}. \quad (2.2)$$

Under the Erdős-Rényi model, one can expect that the two ways of estimating subgraph frequencies are close. This leads us to study the following four relations:

$$\begin{aligned} T_0 &= (1 - \widehat{p})^3 - \widehat{F}_0, \\ T_1 &= 3\widehat{p}(1 - \widehat{p})^2 - \widehat{F}_1, \\ T_2 &= 3\widehat{p}^2(1 - \widehat{p}) - \widehat{F}_2, \\ T_3 &= \widehat{p}^3 - \widehat{F}_3. \end{aligned}$$

The quantities T_0, T_1, T_2 and T_3 are the differences between the empirical subgraph frequencies and their plugin estimates. It is easy to see that $T_0 + T_1 + T_2 + T_3 = 0$; thus, there are at most three degrees of freedom among the four equations. The following proposition shows that for a sparse Erdős-Rényi graph, the asymptotic number of degrees of freedom is actually only two.

Proposition 2.1. *Suppose that $p = o(1)$. Then*

$$\text{Corr}(T_2, T_3) = o(1), \quad \text{Corr}(T_1, T_3) = o(1), \quad \text{and} \quad \text{Corr}(T_1, T_2) = 1 + o(1),$$

where $o(1)$ indicates a quantity that converges to 0 as $n \rightarrow \infty$.

The proposition shows that in order to understand the asymptotic distribution of T_0, T_1, T_2 , and T_3 , it is sufficient to study the asymptotic distribution of (T_2, T_3) . However, this is not a trivial task. Take T_3 for example. Although the leading term in the expansion of \widehat{p}^3 can be easily shown to be asymptotically Gaussian using the delta method, and the leading term in the expansion of \widehat{F}_3 can also be shown to be asymptotically Gaussian using the theory of incomplete U-statistics (Janson and Nowicki, 1991; Nowicki and Wierman, 1988), the two leading terms exactly cancel each other in T_3 . It is therefore somewhat surprising that the joint asymptotic distribution of (T_2, T_3) is still Gaussian, as shown in the next theorem.

Theorem 2.2. Assume $(1 - p)^{-1} = O(1)$ and $np \rightarrow \infty$. Then we have

$$\sqrt{\binom{n}{3}} \Sigma_p^{-1/2} \begin{pmatrix} T_2 \\ T_3 \end{pmatrix} \rightsquigarrow N \left(\begin{pmatrix} 0 \\ 0 \end{pmatrix}, \begin{pmatrix} 1 & 0 \\ 0 & 1 \end{pmatrix} \right),$$

where

$$\Sigma_p = \begin{pmatrix} 3p^2(1-p)^2(1-3p)^2 + 9p^3(1-p)^3 & -6p^4(1-p)^2 \\ -6p^4(1-p)^2 & p^3(1-p)^3 + 3p^4(1-p)^2 \end{pmatrix}. \quad (2.3)$$

The theorem gives a precise characterization of the asymptotic distribution of (T_2, T_3) . The condition $np \rightarrow \infty$ means that the network has a diverging degree. By the covariance structure (2.3), it is easy to check that when $p = o(1)$, we have

$$\text{Corr}(T_2, T_3) = \frac{\text{Cov}(T_2, T_3)}{\sqrt{\text{Var}(T_2)}\sqrt{\text{Var}(T_3)}} = O(p^{3/2}) = o(1),$$

which is consistent with Proposition 2.1. The fact that T_2 and T_3 are asymptotically independent under this scaling of p suggests that one can build a chi-squared test to test whether a given network is generated by an Erdős-Rényi model. The proper normalization factor in the chi-squared test can be estimated using the empirical edge frequency (2.2).

Corollary 2.3. Assume $p = o(1)$ and $np \rightarrow \infty$. Then

$$T^2 =: \binom{n}{3} \left(\frac{T_2^2}{3\hat{p}^2(1-\hat{p})^2(1-3\hat{p})^2 + 9\hat{p}^3(1-\hat{p})^3} + \frac{T_3^2}{\hat{p}^3(1-\hat{p})^3 + 3\hat{p}^4(1-\hat{p})^2} \right) \rightsquigarrow \chi_2^2. \quad (2.4)$$

The natural α -level test statistic is defined as

$$\phi_\alpha = \mathbb{I}\{T^2 > C_\alpha\}, \quad (2.5)$$

where C_α is a constant satisfying $\mathbb{P}(\chi_2^2 > C_\alpha) = \alpha$. Corollary 2.3 then implies that the Type-I error $\mathbb{P}_0\phi_\alpha$ is asymptotically at the level α under an Erdős-Rényi model.

3. Analysis of Statistical Power

We now turn to an analysis of the power of the test T^2 , adopting a fairly standard decision-theoretic framework for hypothesis testing (Baraud, 2002; Ingster and Suslina, 2012). Consider a general simple versus composite hypothesis testing setting

$$H_0 : \{A_{ij}\}_{1 \leq i < j \leq n} \sim \mathbb{P}_0, \quad H_1 : \{A_{ij}\}_{1 \leq i < j \leq n} \sim \mathbb{P}_1 \in \mathcal{P}(\delta),$$

where δ characterizes the deviation from the null model. Given a testing function ϕ , its risk is defined as

$$\mathbb{P}_0\phi + \sup_{\mathbb{P}_1 \in \mathcal{P}(\delta)} \mathbb{P}_1(1 - \phi)$$

and the minimax risk is

$$\mathcal{R}(\delta) = \inf_{\phi} \left\{ \mathbb{P}_0\phi + \sup_{\mathbb{P}_1 \in \mathcal{P}(\delta)} \mathbb{P}_1(1 - \phi) \right\}.$$

Under an appropriate scaling condition $S(\delta) \rightarrow \infty$ on the deviation parameter δ , a testing function ϕ is said to be consistent if

$$\mathbb{P}_0\phi + \sup_{\mathbb{P}_1 \in \mathcal{P}(\delta)} \mathbb{P}_1(1 - \phi) \longrightarrow 0$$

as $S(\delta) \rightarrow \infty$. It is said to be minimax optimal in case

$$\limsup_{S(\delta) \rightarrow \infty} \frac{\mathbb{P}_0\phi + \sup_{\mathbb{P}_1 \in \mathcal{P}(\delta)} \mathbb{P}_1(1 - \phi)}{\mathcal{R}(\delta)} < \infty.$$

The testing procedure we consider is the chi-squared statistic in (2.5). Its Type-I error converges to α , as shown by Corollary 2.3. We slightly modify the test so that it has a Type-I error that converges to zero, defining

$$\phi_n = \mathbb{I}\{T^2 > C_n\}, \tag{3.1}$$

where C_n is a sequence that diverges to infinity arbitrarily slowly.

Theorem 3.1. *Assume an Erdős-Rényi model with p such that $p = o(1)$ and $n^2p \rightarrow 1$. Then*

$$\mathbb{P}_0\phi_n \rightarrow 0.$$

Note that consistency in terms of Type-I error is a weaker requirement than the asymptotic distribution property in Corollary 2.3. We now study the power under various alternative models.

3.1. Stochastic block model alternatives

Stochastic block models serve as popular benchmarks in network analysis problems such as community detection (Abbe et al., 2016; Bickel and Chen, 2009; Gao et al., 2015b; Lei and Rinaldo, 2015; Mossel et al., 2012; Rohe et al., 2011; Zhang and Zhou, 2016) and parameter estimation (Bickel et al., 2011; Borgs et al., 2015; Castillo and Orbanz, 2017; Gao et al., 2016, 2015a; Wolfe and Olhede, 2013). Hypothesis testing in the setting of stochastic block models have been considered by Bickel and Sarkar (2016); Lei (2016); Wang and Bickel (2015). However, there is no procedure in the literature that can distinguish between a stochastic block model and an Erdős-Rényi model under the minimal signal-to-noise ratio requirement, with the only exception given by a forthcoming work by Banerjee and Ma (2017). We tackle this problem using subgraph statistics.

We consider $A_{ij} \sim \text{Bernoulli}(p_{ij})$ independently for all $1 \leq i < j \leq n$ under the alternative distribution. As a special case, the stochastic block model with two communities is

$$\mathcal{S}(\pi, a, b) = \left\{ \{p_{ij}\}_{1 \leq i < j \leq n} : p_{ij} = a\mathbb{I}_{z(i)=z(j)} + b\mathbb{I}_{z(i) \neq z(j)} \text{ for some } a, b \in [0, 1], z \in \mathcal{Z}_{n,2}(\pi) \right\},$$

where

$$\mathcal{Z}_{n,2}(\pi) = \{z \in \{1, 2\}^n : n\pi \leq |\{i \in [n] : z(i) = 1\}| \leq n(1 - \pi)\}.$$

In other words, the parameters a and b are within-cluster and between-cluster connectivity probabilities, and the number π controls the size of the two communities.

The following theorem shows that the power of the proposed test (3.1) converges to one under an appropriate condition on the signal-to-noise ratio.

Theorem 3.2. *Assume $n^2(a + b) \rightarrow \infty$, $a + b = O(n^{-1/2})$ and $\pi \in (0, 1/2)$ is a constant that does not depend on n . Then, whenever*

$$\frac{n(a - b)^2}{a + b} \rightarrow \infty, \tag{3.2}$$

it follows that

$$\inf_{\mathbb{P}_1 \in \mathcal{S}(\pi, a, b)} \mathbb{P}_1 \phi \rightarrow 1.$$

Note that for a stochastic block model in $\mathcal{S}(\pi, a, b)$ with a constant $\pi \in (0, 1/2)$ that does not depend on n , it reduces to an Erdős-Rényi model when $a - b = 0$. Therefore, the quantity $a - b \geq 0$ measures the deviation of a stochastic block model from an Erdős-Rényi model. Theorem 3.2 says that for a sparse stochastic block model that satisfies $a + b = O(1/\sqrt{n})$, the power of the proposed test (3.1) is asymptotically one as long as the signal-to-noise ratio condition (3.2) is satisfied. Theorem 3.1 then implies that the proposed test (3.1) is consistent under the condition (3.2). In fact, this scaling is also necessary for a consistent test.

Theorem 3.3. *Assume $a + b = o(1)$, $\pi \in (0, 1/2)$ is a constant that does not depend on n and*

$$\frac{n(a - b)^2}{2(a + b)} < 1 - c,$$

for some arbitrarily small constant $c \in (0, 1)$. Then, for any testing procedure ϕ with Type-I error that converges to zero under the Erdős-Rényi model with $p = (a + b)/2$, its power satisfies

$$\inf_{\mathbb{P}_1 \in \mathcal{S}(\pi, a, b)} \mathbb{P}_1 \phi \rightarrow 0.$$

This lower bound is essentially a result in Mossel et al. (2012). We slightly modify their proof so that it is also applicable in our setting and holds for a wider range of model parameters. It is interesting to note that the simple test based on relations between subgraph frequencies can distinguish between an Erdős-Rényi model and a stochastic block model under the optimal scaling condition. Banerjee (2016) and a forthcoming work by Banerjee and Ma (2017) justifies this approach by showing that the signed triangle frequency, which is asymptotically equivalent to T_3 , is the leading term in the likelihood ratio statistic

Note that Theorem 3.2 requires a sparsity condition $a + b = O(1/\sqrt{n})$; but this condition is weak. For a dense network such that $a + b = \Omega(1/\sqrt{n})$, the conclusion of Theorem 3.2 still holds

if (3.2) is replaced by the condition

$$\frac{n^2(a-b)^6}{(a+b)^5} \rightarrow \infty.$$

We note that in this dense regime, one can accurately estimate the community labels of a stochastic block model, with high probability. In fact, efficient algorithms in the literature for perfect community detection only require the sparsity level $a+b = \Omega(\log n/n)$ (Abbe et al., 2016; Gao et al., 2015b; Hajek et al., 2016; Mossel et al., 2014). Therefore, in this dense regime, the task essentially becomes a simple vs. simple hypothesis testing problem, because of the known (easily recoverable) community label, and a likelihood ratio test directly solves the problem.

For a stochastic block model with more than two communities, our proposed test still exhibits good power when the sizes of the communities are roughly equal. Define the space

$$\mathcal{S}(k, a, b) = \left\{ \{p_{ij}\}_{1 \leq i < j \leq n} : p_{ij} = a\mathbb{I}_{z(i)=z(j)} + b\mathbb{I}_{z(i) \neq z(j)} \text{ for some } a, b \in [0, 1], z \in \mathcal{Z}_{n,k} \right\},$$

where

$$\mathcal{Z}_{n,k} = \left\{ z \in [k]^n : \frac{n}{k} - 1 \leq |\{i \in [n] : z(i) = j\}| \leq \frac{n}{k} + 1 \text{ for all } j \in [k] \right\}.$$

Our next result shows that under an appropriate signal-to-noise ratio condition, the proposed test (3.1) again has asymptotic power one.

Theorem 3.4. *Assume $n^2(a+b) \rightarrow \infty$ and $a+b = O(n^{-1/2})$. Then, whenever*

$$\frac{n(a-b)^2}{k^{4/3}(a+b)} \rightarrow \infty, \tag{3.3}$$

we have

$$\inf_{\mathbb{P}_1 \in \mathcal{S}(k, a, b)} \mathbb{P}_1 \phi \rightarrow 1.$$

Condition (3.3) has an interesting dependence on the number of communities k , which reduces to (3.2) when $k = 2$. We remark that similar conditions naturally arise in the context of community detection. For example, in order to achieve weak consistency for community detection, Chin et al. (2015) require $n(a-b)^2/k^2(a+b) \rightarrow \infty$ and Gao et al. (2015b) require that $n(a-b)^2/k^3(a+b) \rightarrow \infty$, among others in the literature. Compared to these conditions, (3.3) is the weakest. However, testing and community detection are different network analysis problems. It is thus an important problem, which we leave to future investigation, whether or not the curious factor of $k^{4/3}$ in (3.3) is optimal.

Unlike Theorem 3.2, Theorem 3.4 requires the communities to have equal size. However, our numerical study in Section 5 shows that the proposed test still has good power when the community sizes are different, suggesting that the condition might be weakened.

3.2. Configuration models

A configuration model is designed to model heterogeneity among the node degrees; see, for example, Hofstad (2009). It is a special case of the degree-corrected stochastic block model (Dasgupta et al., 2004; Karrer and Newman, 2011) with only one community. Under this model, every edge is independently sampled from a Bernoulli distribution with mean $p_{ij} = \theta_i \theta_j$. A node with a relatively large parameter θ tends to have more edges in the network. Define the parameter space

$$\mathcal{C}(\rho, \delta) = \left\{ (\theta_i \theta_j)_{1 \leq i < j \leq n} : \|\theta\|_\infty^2 \leq \rho, V(\theta) \geq \delta \right\},$$

where

$$V(\theta) = \left(\frac{1}{n} \sum_{i=1}^n \theta_i^2 \right)^3 - \left(\frac{1}{n} \sum_{i=1}^n \theta_i \right)^6.$$

The parameter ρ indicates the sparsity of the network, and the function $V(\cdot)$ characterizes the deviation of the configuration model from Erdős-Rényi, as shown by the following proposition.

Proposition 3.5. *For any $\theta \in \mathbb{R}^n$, $V(\theta) \geq 0$, and $V(\theta) = 0$ if and only if θ is a constant vector.*

Thus, δ is a parameter that can be interpreted as measuring the deviation from Erdős-Rényi. The next theorem establishes a level of δ that ensures asymptotically strong power.

Theorem 3.6. *Assume $n^2 \rho \rightarrow \infty$. Then, whenever*

$$\frac{\delta^2}{\rho^3/n^3 + \rho^5/n^2} \rightarrow \infty, \tag{3.4}$$

we have

$$\inf_{\mathbb{P}_1 \in \mathcal{C}(\rho, \delta)} \mathbb{P}_1 \phi \rightarrow 1.$$

The signal-to-noise ratio condition (3.4) has two regimes. In the sparse regime where $\rho = O(1/\sqrt{n})$, the scaling condition becomes $S_\rho(\delta) = n\delta^{2/3}/\rho \rightarrow \infty$. In the dense regime where $\rho = \Omega(1/\sqrt{n})$, the condition becomes $S_\rho(\delta) = n\delta/\rho^{5/2} \rightarrow \infty$. Since the denominator $\rho^3/n^3 + \rho^5/n^2$ in (3.4) is the variance of the empirical triangle frequency, the condition (3.4) cannot be improved with the proposed testing function (3.1).

3.3. Low-rank latent variable models

In a latent variable network model (Hoff et al., 2002), each network node is associated with an r -dimensional latent vector $\xi_i = (\xi_{i1}, \dots, \xi_{ir})$, and the adjacency matrix is sampled from a graphon model $A_{ij} \mid (\xi_i, \xi_j) \sim \text{Bernoulli}(f(\xi_i, \xi_j))$, independently for all $1 \leq i < j \leq n$. In this section, we consider the case where the graphon f admits a low-rank decomposition $f(\xi_i, \xi_j) = \sum_{l=1}^r g_l(\xi_{il})g_l(\xi_{jl})$ in terms of r feature functions $g_1(\cdot), \dots, g_r(\cdot)$. Each network node is modeled with the r features according to its latent vector $\xi_i = (\xi_{i1}, \dots, \xi_{ir})$, and connectivity between two

network nodes is determined by the inner product in this feature space. For mathematical convenience, we let the latent variables $\{\xi_{il}\}_{(i,l)\in[n]\times[r]}$ be specified as independent $\text{Uniform}(0, 1)$ random variables. Define the graphon space

$$\mathcal{F}(\rho, \delta) = \left\{ f(x, y) = \sum_{l=1}^r g_l(x_l)g_l(y_l) : \sum_{l=1}^r \|g_l\|_\infty^2 \leq \rho, V(g) \geq \delta \right\},$$

where

$$V(g) = \text{Tr} \left[\left(\mathbb{E}g(\xi)g(\xi)^T \right)^3 \right] - \|\mathbb{E}g(\xi)\|^6.$$

Here again, ρ is the sparsity parameter, and $V(g)$ characterizes the variability of g , according to the following proposition.

Proposition 3.7. *For any g , $V(g) \geq 0$. Moreover, $V(g) = 0$ if and only if g is a constant function for each of the r components.*

Thus, δ is again a parameter that is interpreted as a deviation from Erdős-Rényi.

Theorem 3.8. *Assume $n^2\rho \rightarrow \infty$. Then, whenever*

$$\frac{\delta^2}{\rho^3/n^3 + \rho^6/n} \rightarrow \infty, \tag{3.5}$$

we have

$$\inf_{\mathbb{P}_1 \in \mathcal{F}(\rho, \delta)} \mathbb{P}_1\phi \rightarrow 1.$$

Theorem 3.8 shows that under the signal-to-noise ratio condition (3.5), the asymptotic power of the proposed test (3.1) is one. Compared with (3.4), the condition (3.5) involves an extra term ρ^6/n in the denominator. This is because in the graphon model $A_{ij} \mid (\xi_i, \xi_j) \sim \text{Bernoulli}(f(\xi_i, \xi_j))$, the variance of the empirical triangle frequency is of order $\rho^3/n^3 + \rho^6/n$ instead of $\rho^3/n^3 + \rho^5/n^2$, as can be seen from the variance decomposition

$$\text{Var}(\widehat{F}_3) = \mathbb{E}\text{Var}(\widehat{F}_3 \mid \xi) + \text{Var}(\mathbb{E}(\widehat{F}_3 \mid \xi)).$$

The extra term ρ^6/n is a result of the variability $\text{Var}(\mathbb{E}(\widehat{F}_3 \mid \xi))$ of the latent vectors. Under this latent variable model we again see two scaling regimes. The sparse regime is now $\rho = O(1/n^{2/3})$ with the scaling is $S_\rho(\delta) = n\delta^{2/3}/\rho \rightarrow \infty$, and the dense regime is $\rho = \Omega(1/n^{2/3})$ with the scaling $S_\rho(\delta) = n\delta^2/\rho^6 \rightarrow \infty$.

4. Subgraph Sampling Schemes

Computation of the testing procedure, though straightforward, requires summation over $\binom{n}{3}$ triples. This may be computationally expensive for extremely large networks. This section proposes two sampling schemes that allow us to only go over a small subset of all the $\binom{n}{3}$ triples while computing the testing statistic. Theoretical analysis suggests an interesting trade-off between computation and network sparsity.

4.1. Sampling network nodes

The first sampling method is conducted on the set of nodes. Let $\mathcal{M} \subset [n]$ be a set of uniform sampling without replacement of size $|\mathcal{M}| = m$. For each node $i \in \mathcal{M}$, we go over all pairs in $\{1 \leq j < k \leq n : j, k \neq i\}$. For the triple (i, j, k) , it contributes to counts of edges, triangles and V-shapes by

$$\frac{A_{ij} + A_{ik} + A_{jk}}{3}, \quad A_{ij}A_{ik}A_{jk},$$

and

$$A_{ij}A_{ik}(1 - A_{jk}) + A_{ij}A_{jk}(1 - A_{ik}) + A_{ik}A_{jk}(1 - A_{ij}).$$

Taking averages, we obtain

$$\begin{aligned} \widehat{p}^{\mathcal{M}} &= \frac{1}{m \binom{n-1}{2}} \sum_{i \in \mathcal{M}} \sum_{\{1 \leq j < k \leq n : j, k \neq i\}} \frac{A_{ij} + A_{ik} + A_{jk}}{3}, \\ \widehat{F}_3^{\mathcal{M}} &= \frac{1}{m \binom{n-1}{2}} \sum_{i \in \mathcal{M}} \sum_{\{1 \leq j < k \leq n : j, k \neq i\}} A_{ij}A_{ik}A_{jk}, \\ \widehat{F}_2^{\mathcal{M}} &= \frac{1}{m \binom{n-1}{2}} \sum_{i \in \mathcal{M}} \sum_{\{1 \leq j < k \leq n : j, k \neq i\}} \left[A_{ij}A_{ik}(1 - A_{jk}) + A_{ij}A_{jk}(1 - A_{ik}) + A_{ik}A_{jk}(1 - A_{ij}) \right]. \end{aligned}$$

Rather than a summation over $\binom{n}{3}$ triples, the above quantities are computed by a summation over $m \binom{n-1}{2}$ triples. Moreover, computations of $\widehat{F}_2^{\mathcal{M}}$ and $\widehat{F}_3^{\mathcal{M}}$ can be done by just looking at the local neighboring graph of each node in \mathcal{M} . This makes the node sampling scheme very useful for extremely large networks such as Facebook data. For example, Given a person i in the Facebook network, the empirical frequencies of triangles and V-shapes among the sub-network of all her friends including herself are

$$\frac{1}{\binom{n-1}{2}} \sum_{\{1 \leq j < k \leq n : j, k \neq i\}} A_{ij}A_{ik}A_{jk},$$

and

$$\frac{1}{\binom{n-1}{2}} \sum_{\{1 \leq j < k \leq n : j, k \neq i\}} \left[A_{ij}A_{ik}(1 - A_{jk}) + A_{ij}A_{jk}(1 - A_{ik}) + A_{ik}A_{jk}(1 - A_{ij}) \right].$$

Then, $\widehat{F}_2^{\mathcal{M}}$ and $\widehat{F}_3^{\mathcal{M}}$ are just averages of the above quantities over $i \in \mathcal{M}$. Similar sampling schemes of computing other subgraph frequencies have been considered in [Ugander et al. \(2013\)](#). Here we provide a theoretical justification of this heuristic approach.

With the help of $\widehat{p}^{\mathcal{M}}$, $\widehat{F}_2^{\mathcal{M}}$ and $\widehat{F}_3^{\mathcal{M}}$, we define

$$\begin{aligned} T_2^{\mathcal{M}} &= 3(\widehat{p}^{\mathcal{M}})^2(1 - \widehat{p}^{\mathcal{M}}) - \widehat{F}_2^{\mathcal{M}}, \\ T_3^{\mathcal{M}} &= (\widehat{p}^{\mathcal{M}})^3 - \widehat{F}_3^{\mathcal{M}}. \end{aligned}$$

The next theorem derives the joint asymptotic distribution of $(T_2^{\mathcal{M}}, T_3^{\mathcal{M}})$. We require that $m = m(n)$ is a nondecreasing function of n that satisfies $m(1) = 1$ and $m(l) \leq l$ for all $l \in [n]$.

Theorem 4.1. Assume $(1 - p)^{-1} = O(1)$, $p^3 mn^2 \rightarrow \infty$ and $m \rightarrow \infty$, and then we have,

$$\sqrt{f(n, m)} \Sigma_p^{-1/2} \begin{pmatrix} T_2^{\mathcal{M}} \\ T_3^{\mathcal{M}} \end{pmatrix} \rightsquigarrow N \left(\begin{pmatrix} 0 \\ 0 \end{pmatrix}, \begin{pmatrix} 1 & 0 \\ 0 & 1 \end{pmatrix} \right),$$

where

$$f(n, m) = \frac{m^2(n-1)^2(n-2)^2}{36 \binom{m}{3} + 16 \binom{m}{2}(n-m) + 4m \binom{n-m}{2}},$$

and Σ is defined in (2.3).

As a consequence, we obtain the following asymptotic distribution of the chi-squared statistic.

Corollary 4.2. Assume $p = o(1)$ and $p^3 mn^2 \rightarrow \infty$ and $m \rightarrow \infty$, and then we have

$$(T^{\mathcal{M}})^2 \rightsquigarrow \chi_2^2, \quad (4.1)$$

where $T^{\mathcal{M}}$ is defined in the same way as T in (2.4), except that $T_2, T_3, \hat{p}, \binom{n}{3}$ are replaced by $T_2^{\mathcal{M}}, T_3^{\mathcal{M}}, \hat{p}^{\mathcal{M}}, f(n, m)$.

With (4.2), one can use $(T^{\mathcal{M}})^2$ to obtain an α -level test and a p -value. Next, we study the theoretical Type-I and Type-II errors of a procedure based on this testing statistic. Consider the testing function

$$\phi^{\mathcal{M}} = \mathbb{I} \{ (T^{\mathcal{M}})^2 > C_n \}, \quad (4.2)$$

where C_n is a sequence that varies to infinity arbitrarily slowly.

Theorem 4.3. Under an Erdős-Rényi model with edge probability p that satisfies $p = o(1)$ and $p^3 mn^2 \rightarrow \infty$, then $\mathbb{P} \phi^{\mathcal{M}} \rightarrow 0$. For the power under alternatives, we have the following situations:

1. Under the 2-community stochastic block model $\mathcal{S}(\pi, a, b)$, where $n(a+b) \rightarrow \infty$, $\pi \in (0, 1/2)$ is a constant that does not depend on n . Then, when $a + b = O(n^{-2/3})$ and

$$\frac{(mn^2)^{1/3}(a-b)^2}{a+b} \rightarrow \infty, \quad (4.3)$$

we have $\mathbb{P}_1 \in \inf_{\mathcal{S}(\pi, a, b)} \mathbb{P}_1 \phi^{\mathcal{M}} \rightarrow 1$. The conclusion still holds when $a + b = \Omega(n^{-2/3})$ if (4.3) is replaced by $\frac{m(a-b)^6}{(a+b)^6} \rightarrow \infty$.

2. Under the balanced k -community stochastic block model $\mathcal{S}(k, a, b)$, where $n(a+b) \rightarrow \infty$. Then, when $a + b = O(n^{-2/3})$ and

$$\frac{(mn^2)^{1/3}(a-b)^2}{k^{4/3}(a+b)} \rightarrow \infty, \quad (4.4)$$

we have $\inf_{\mathbb{P}_1 \in \mathcal{S}(k, a, b)} \mathbb{P}_1 \phi^{\mathcal{M}} \rightarrow 1$. The conclusion still holds when $a + b = \Omega(n^{-2/3})$ if (4.4) is replaced by $\frac{m(a-b)^6}{k^4(a+b)^6} \rightarrow \infty$.

3. Under the configuration model $\mathcal{C}(\rho, \delta)$, where $n\rho \rightarrow \infty$ and

$$\frac{\delta^2}{\rho^3/mn^2 + \rho^6/m} \rightarrow \infty, \quad (4.5)$$

we have $\inf_{\mathbb{P}_1 \in \mathcal{C}(\rho, \delta)} \mathbb{P}_1 \phi^{\mathcal{M}} \rightarrow 1$.

4. Under the low-rank latent variable model $\mathcal{F}(\rho, \delta)$, where $n\rho \rightarrow \infty$, when

$$\frac{\delta^2}{\rho^3/mn^2 + \rho^6/m} \rightarrow \infty, \quad (4.6)$$

we have $\inf_{\mathbb{P}_1 \in \mathcal{F}(\rho, \delta)} \mathbb{P}_1 \phi^{\mathcal{M}} \rightarrow 1$.

The theorem gives performance guarantees of the testing function (4.2) constructed by sampling nodes. It covers both the null model and a list of alternative distributions. When the network is not too dense, namely, $a + b = O(n^{-2/3})$ or $\rho = O(n^{-2/3})$, the conditions (4.3)-(4.6) correspond to (3.2), (3.3), (3.4) and (3.5). In other words, the role of n is replaced by $(mn^2)^{1/3}$ in the node sampling scheme. This is because the testing statistic is constructed using $m \binom{n-1}{2} \asymp mn^2$ triples instead of the original $\binom{n}{3} \asymp n^3$ ones. As a consequence, we require more stringent signal-to-noise ratio conditions in Theorem 4.3. Thus, one can use a smaller m if a network is denser and contains more signal. Take the condition (4.3) for instance, the minimal order of m that is required is at least of order $\frac{(a+b)^3}{n^2(a-b)^6}$.

4.2. Sampling network triples

Another sampling approach is to directly sample from all $\binom{n}{3}$ triples. We consider uniform sampling with replacement. Then, sampling a triple (i, j, k) is equivalent to sampling the three indexes uniformly from $[n]$ without replacement, which can be done in a straightforward way. Let $\Delta \subset \{(i, j, k) : 1 \leq i < j < k \leq n\}$ be the set of triples that is sampled uniformly with replacement. Note that Δ is a multiset that possibly contains repeated elements. Define

$$\begin{aligned} \hat{p}^\Delta &= \frac{1}{|\Delta|} \sum_{(i,j,k) \in \Delta} \frac{A_{ij} + A_{jk} + A_{ik}}{3}, \\ \hat{F}_2^\Delta &= \frac{1}{|\Delta|} \sum_{(i,j,k) \in \Delta} \left[A_{ij}A_{ik}(1 - A_{jk}) + A_{ij}A_{jk}(1 - A_{ik}) + A_{ik}A_{jk}(1 - A_{ij}) \right] \\ \hat{F}_3^\Delta &= \frac{1}{|\Delta|} \sum_{(i,j,k) \in \Delta} A_{ij}A_{ik}A_{jk}. \end{aligned}$$

Then, the two subgraph equations we need are

$$\begin{aligned} T_2^\Delta &= 3(\hat{p}^\Delta)^2(1 - \hat{p}^\Delta) - \hat{F}_2^\Delta, \\ T_3^\Delta &= (\hat{p}^\Delta)^3 - \hat{F}_3^\Delta. \end{aligned}$$

The joint asymptotic distribution of (T_2^Δ, T_3^Δ) is derived in the following theorem.

Theorem 4.4. Assume $(1 - p)^{-1} = O(1)$, $|\Delta|p^3 \rightarrow \infty$ and $np \rightarrow \infty$, and then we have

$$\sqrt{\frac{\binom{n}{3}|\Delta|}{\binom{n}{3} + |\Delta|}} \Sigma_p^{-1/2} \begin{pmatrix} T_2^\Delta \\ T_3^\Delta \end{pmatrix} \rightsquigarrow N \left(\begin{pmatrix} 0 \\ 0 \end{pmatrix}, \begin{pmatrix} 1 & 0 \\ 0 & 1 \end{pmatrix} \right),$$

where Σ is defined in (2.3).

As a consequence, we obtain the following asymptotic distribution of the chi-squared statistic.

Corollary 4.5. Assume $p = o(1)$, $|\Delta|p^3 \rightarrow \infty$ and $np \rightarrow \infty$, and then we have

$$(T^\Delta)^2 \rightsquigarrow \chi_2^2, \quad (4.7)$$

where T^Δ is defined in the same way as T in (2.4), except that $T_2, T_3, \hat{p}, \binom{n}{3}$ are replaced by $T_2^\Delta, T_3^\Delta, \hat{p}^\Delta, \frac{\binom{n}{3}|\Delta|}{\binom{n}{3} + |\Delta|}$.

The above asymptotic distribution results are analogous to Theorem 2.2 and Corollary 2.3. The term $\binom{n}{3}$ in Theorem 2.2 and Corollary 2.3 is replaced by $\frac{\binom{n}{3}|\Delta|}{\binom{n}{3} + |\Delta|}$ in Theorem 4.4 and Corollary 4.5. Note that $\frac{\binom{n}{3}|\Delta|}{\binom{n}{3} + |\Delta|}$ and $\binom{n}{3}$ are of the same order whenever $|\Delta| = \Omega(n^3)$. Therefore, in the following theorem that studies the testing errors, we only consider the regime $|\Delta| = o(n^3)$.

Theorem 4.6. Without loss of generality, we consider the situation $|\Delta| = o(n^3)$. Under an Erdős-Rényi model with edge probability p that satisfies $p = o(1)$ and $|\Delta|p^3 \rightarrow \infty$, then $\mathbb{P}\phi^\Delta \rightarrow 0$. For the alternatives, we have the following situations:

1. Under the 2-community stochastic block model $\mathcal{S}(\pi, a, b)$, where $n^2(a + b) \rightarrow \infty$, $\pi \in (0, 1/2)$ is a constant that does not depend on n . Then, when $a + b = O(n/\sqrt{|\Delta|})$ and

$$\frac{|\Delta|^{1/3}(a - b)^2}{a + b} \rightarrow \infty, \quad (4.8)$$

we have $\inf_{\mathbb{P}_1 \in \mathcal{S}(\pi, a, b)} \mathbb{P}_1 \phi^\Delta \rightarrow 1$. The conclusion still holds when $a + b = \Omega(n/\sqrt{|\Delta|})$ if (4.8) is replaced by $\frac{n^2(a-b)^6}{(a+b)^5} \rightarrow \infty$.

2. Under the balanced k -community stochastic block model $\mathcal{S}(k, a, b)$, where $n^2(a + b) \rightarrow \infty$. Then, when $a + b = O(n/\sqrt{|\Delta|})$ and

$$\frac{|\Delta|^{1/3}(a - b)^2}{k^{4/3}(a + b)} \rightarrow \infty, \quad (4.9)$$

we have $\inf_{\mathbb{P}_1 \in \mathcal{S}(k, a, b)} \mathbb{P}_1 \phi^\Delta \rightarrow 1$. The conclusion still holds when $a + b = \Omega(n/\sqrt{|\Delta|})$ if (4.9) is replaced by $\frac{n^2(a-b)^6}{k^4(a+b)^5} \rightarrow \infty$.

3. Under the configuration model $\mathcal{C}(\rho, \delta)$, where $n^2\rho \rightarrow \infty$, when

$$\frac{\delta^2}{\rho^3/|\Delta| + \rho^6/n} \rightarrow \infty, \quad (4.10)$$

we have $\inf_{\mathbb{P}_1 \in \mathcal{C}(\rho, \delta)} \mathbb{P}_1 \phi^\Delta \rightarrow 1$.

4. Under the low-rank latent variable model $\mathcal{F}(\rho, \delta)$, where $n^2\rho \rightarrow \infty$, when

$$\frac{\delta^2}{\rho^3/|\Delta| + \rho^6/n} \rightarrow \infty, \quad (4.11)$$

we have $\inf_{\mathbb{P}_1 \in \mathcal{F}(\rho, \delta)} \mathbb{P}_1 \phi^\Delta \rightarrow 1$.

Note that if $|\Delta|$ is replaced by n^3 , then Theorem 4.6 will recover the results in Section 3. Stronger signal-to-noise ratio conditions (4.8)-(4.11) are required for the efficiency of computation. This demonstrates an interesting trade-off between computational budget and network sparsity. For a network with denser edges and stronger signals, there is no need to use the full network to achieve powerful testing results. Consider the situation where $a \asymp b \asymp a - b$ in the 2-community stochastic block model. Then, the condition (4.8) becomes $|\Delta|^{1/3}a \rightarrow \infty$. In practice, \widehat{p}^{-3} will be a good suggestion of the order of $|\Delta|$ that is required.

5. Numerical Studies

This section is devoted to numerical studies of the proposed testing procedures in various settings. As a first task, we check whether the theoretical asymptotic distributions derived in Theorem 2.2 and Corollary 2.3 hold in simulations. We generate networks from Erdős-Rényi distributions. Four combinations of the network size n and the edge probability p are considered. For each scenario, we compute three statistics,

$$\frac{\sqrt{\binom{n}{3}}T_3}{\sqrt{p^3(1-p)^3 + 3p^4(1-p)^2}}, \quad \frac{\sqrt{\binom{n}{3}}T_2}{\sqrt{3p^2(1-p)^2(1-3p)^2 + 9p^3(1-p)^3}},$$

and T^2 defined in (2.4). Histograms of the three statistics are computed with 1000 independent experiments. The results are plotted in Figure 1. Each setting of (n, p) occupies a column. The histograms of normalized T_3 , normalized T_2 and T^2 are plotted in the three rows. Each histogram is superimposed with a theoretical density curve in red. The results show excellent matches between the theoretical asymptotic distributions and the empirical ones. The only situation that is slightly off is T^2 when $n = 100$ and $p = 0.5$ (3rd row and 2nd column in Figure 1). This is because Corollary 2.3 requires $p = o(1)$ to ensure asymptotic independence between T_3 and T_2 . In this case, $p = 0.5$ implies a dense network, and thus violates the assumption of Corollary 2.3.

Next, we study the power of the proposed chi-squared test under the 2-community stochastic block models. The testing procedure is ϕ_α defined in (2.5). We set $\alpha = 0.05$ throughout this section. The experiments consider SBM with size $n = 100$. We study the power by varying both the signal-to-noise ratio $\frac{n(a-b)^2}{a+b}$ and the proportion of the smaller community $\gamma \in (0, 1/2]$. In other words, we generate a stochastic block model with the sizes of the two communities roughly $n\gamma$ and $n(1 - \gamma)$, and then connect edges between nodes according to their labels with parameters a or b . Note that the number γ is different from the π in Theorem 3.2, where the latter stands for the lower

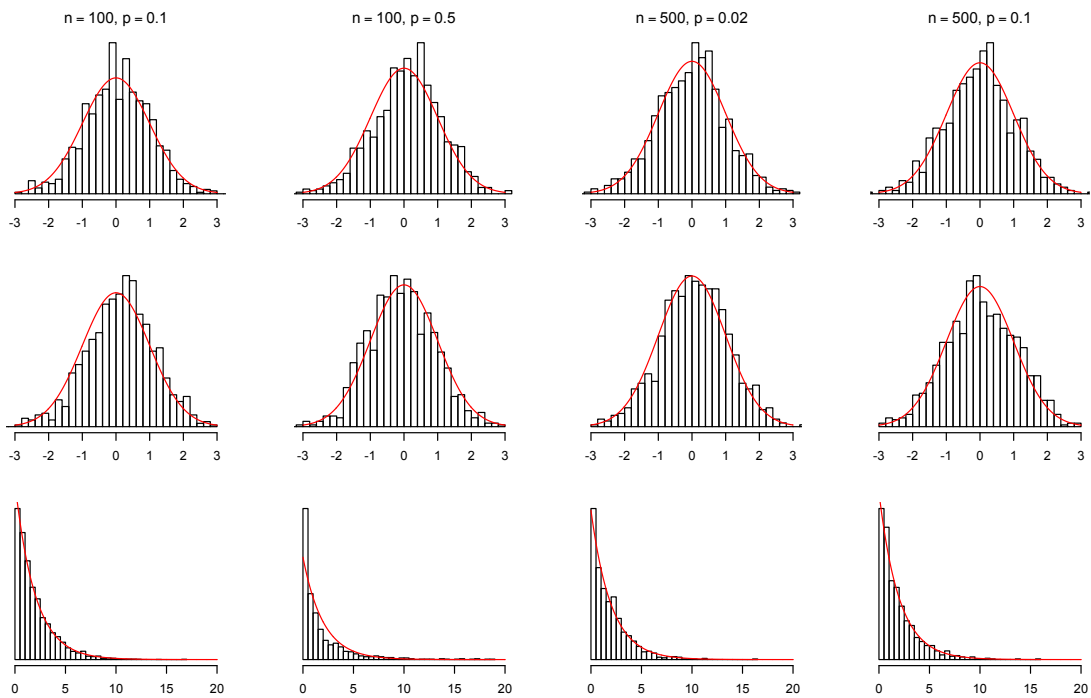


FIG 1. Histograms of normalized T_3 , normalized T_2 and T^2 for Erdős-Rényi graphs.

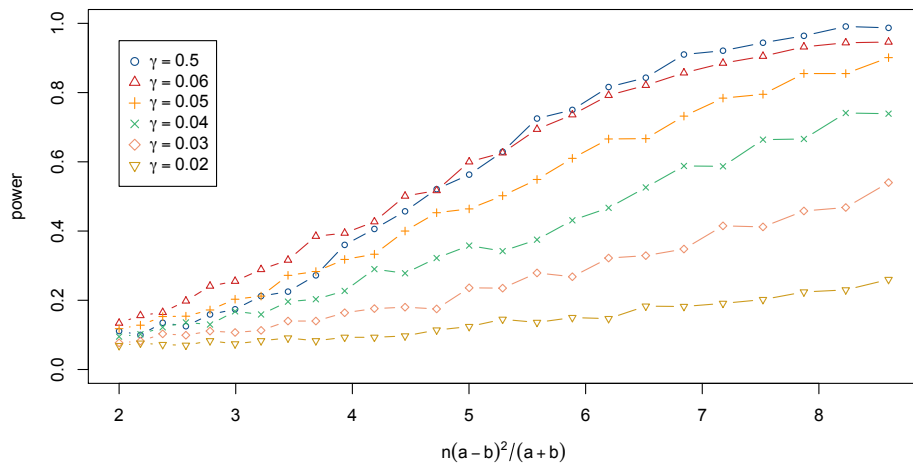


FIG 2. Power of the proposed 0.05-level test under the 2-community stochastic block models.

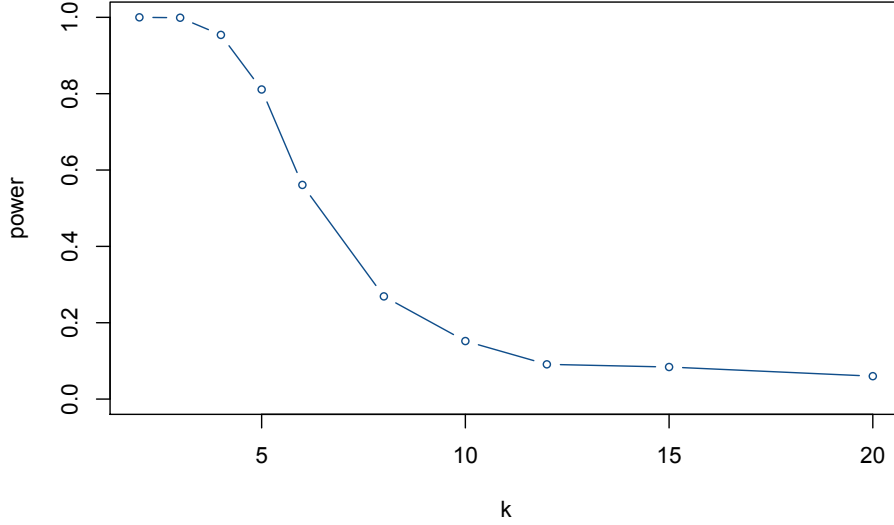


FIG 3. Power of the proposed 0.05-level test under the balanced k -community stochastic block models.

bound of γ . The experiment results are shown in Figure 2. Each curve is a power function against the signal-to-noise ratio $\frac{n(a-b)^2}{a+b}$ for a given γ . Each point on a curve is computed by averaging the results of 1000 independent experiments. Starting from the left, we set $a = 0.2 + \sqrt{0.002}$ and $b = 0.2\sqrt{0.002}$ so that $\frac{n(a-b)^2}{a+b} = 2$, which corresponds to the theoretical information limit in Theorem 3.3. Then, we range (a, b) in the set $\{(0.2 + \sqrt{0.002}i, 0.2 - \sqrt{0.002}i) : i \in \{1, 2, \dots, 25\}\}$. Figure 2 shows a power behavior that is well predicted by Theorem 3.2 and Theorem 3.3. As the number $\frac{n(a-b)^2}{a+b}$ becomes larger, the power increases to 1. A surprising fact we learn from this simulation is the behavior of power against γ . As γ decreases from 0.5 to 0, the 2-community stochastic block model converges to an Erdős-Rényi model. Therefore, we expect a loss of power as γ decreases. However, according to our experiments, the power barely decreases before γ drops below 0.06. This suggests that our test maintains the signal of the model for a very wide range of γ . After γ drops below 0.06, the power curves gradually become flat as γ continues to decrease.

We then study the power of the proposed test under the k -community stochastic block models. The goal is to reveal the dependence on k of the power curve. Figure 3 shows an experiment by fixing $n = 120$, $a = 0.3$ and $b = 0.1$. The number of communities k varies in the set $\{2, 3, 4, 5, 6, 8, 10, 12, 15, 20\}$. Again, the power at each point is calculated by averaging over 1000 independent experiments. According to Figure 3, the power is nearly 1 when $k = 2$ and $k = 3$, and drops to a reasonable 0.8 when $k = 5$. After that, it decreases quickly to 0. This dependence on k is well predicted by Theorem 3.4.

Besides the balanced k -community stochastic block models, it would be interesting to study

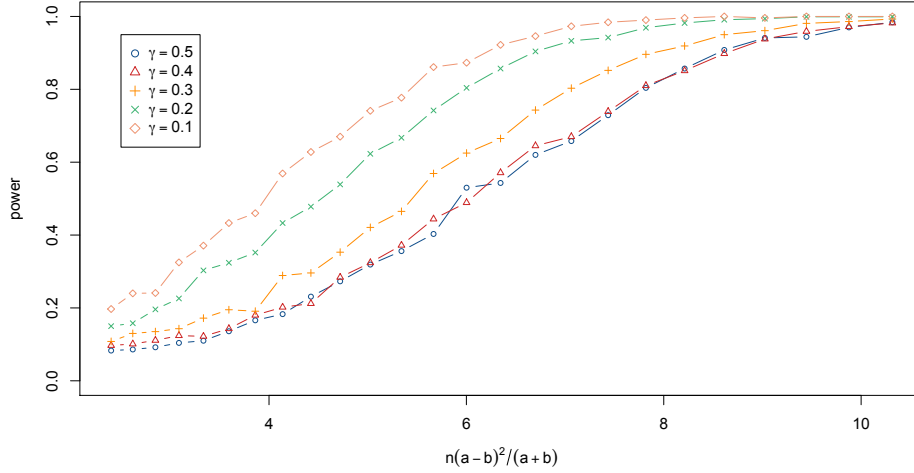


FIG 4. Power of the proposed 0.05-level test under the unbalanced 3-community stochastic block models.

an unbalanced SBM with $k > 2$. Though this situation is not theoretically studied in the paper, numerical experiments may shed some light on the behavior of the power. We consider stochastic block models with $n = 120$ and $k = 3$. Among the three communities, the size of the third community is fixed as 40. The number γ indicates the proportion of the first community in the remaining 80 nodes. In other words, the first community roughly has 80γ nodes and the second community roughly has $80(1 - \gamma)$ nodes. The experiment results are shown in Figure 4. Each curve is a power function against the signal-to-noise ratio $\frac{n(a-b)^2}{a+b}$ for a given γ . Each point on a curve is computed by averaging the results of 1000 independent experiments. The numbers (a, b) range in the set $\{(0.2 + \sqrt{0.002}i, 0.2 - \sqrt{0.002}i) : i \in \{1, 2, \dots, 25\}\}$. The five curves correspond to five values of γ in $\{0.5, 0.4, 0.3, 0.2, 0.1\}$. It is interesting to note that even when $\gamma \neq 0.5$, the test still has power. Moreover, the power actually increases as we decrease γ . It suggests that the balanced community size assumption in Theorem 3.4 can potentially be relaxed.

Now we study the power of our test under the configuration model. Consider a configuration model with size n and each entry θ sampled from a beta distribution. Note that for $\theta_i \sim \text{Beta}(\alpha, \beta)$, the mean and variance are given by the formulas

$$\mathbb{E}\theta_i = \frac{\alpha}{\alpha + \beta}, \quad \text{and} \quad \text{Var}(\theta_i) = \frac{\alpha\beta}{(\alpha + \beta)^2(\alpha + \beta + 1)}.$$

We consider the parametrization $\beta = \frac{1-h}{h}\alpha$. This leads to

$$\mathbb{E}\theta_i = h, \quad \text{and} \quad \text{Var}(\theta_i) = \frac{h^2(1-h)}{\alpha + h} = \frac{h^2(1-h)}{\alpha} (1 + O(h/\alpha)).$$

Therefore, h can be roughly understood as the sparsity parameter of the network, and α can roughly be interpreted as the deviation from Erdős-Rényi models. Note that as $\alpha \rightarrow \infty$, the configuration

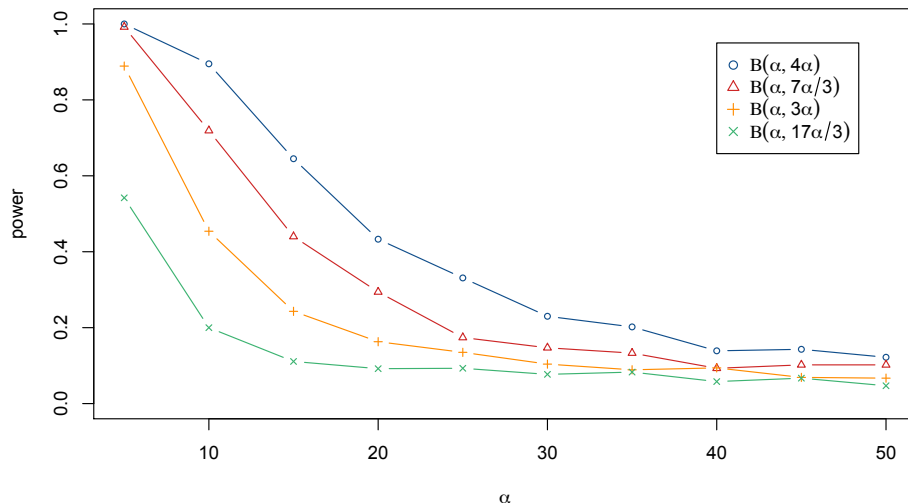


FIG 5. Power of the proposed 0.05-level test under the configuration models.

model converges to an Erdős-Rényi model. Figure 5 shows four power curves with the values of h in $\{0.3, 0.25, 0.2, 0.15\}$, which corresponds to the distributions $\text{Beta}(\alpha, 4\alpha)$, $\text{Beta}(\alpha, 7\alpha/3)$, $\text{Beta}(\alpha, 3\alpha)$ and $\text{Beta}(\alpha, 17\alpha/3)$, respectively. Each point in Figure 5 is calculated by averaging 1000 independent experiments, and for each experiment, we sample an independent θ from the beta distribution. This is to eliminate the variability of the experiments in sampling θ . Thus, the points in Figure 5 are understood as the Bayes risk for the configuration model or the risk for the rank-one latent variable model. All the power curves decrease to 0 as α increases. Moreover, the power also decreases with the sparsity level h . This is well suggested by the results in Theorem 3.6 and Theorem 3.8 given that the signal-to-noise ratio in (3.4) and (3.5) is approximately $\frac{n^3\delta^2}{\rho^3} \asymp \frac{n^3h^6}{\alpha^2}$.

Finally, we study numerically the performance of the two network sampling procedures in Section 4. We first study sampling network nodes by checking the asymptotic distributions in Theorem 4.1 and Corollary 4.2. We generate networks from Erdős-Rényi distributions. Four combinations of the network size n , the edge probability p , and sampling size m are considered. For each scenario, we compute three statistics,

$$\frac{\sqrt{f(n, m)}T_3^{\mathcal{M}}}{\sqrt{p^3(1-p)^3 + 3p^4(1-p)^2}}, \quad \frac{\sqrt{f(n, m)}T_2^{\mathcal{M}}}{\sqrt{3p^2(1-p)^2(1-3p)^2 + 9p^3(1-p)^3}},$$

and $(T^{\mathcal{M}})^2$ defined in (4.1). Histograms of the three statistics are computed with 1000 independent experiments. The results are plotted in Figure 6. Each setting of (n, p, m) occupies a column. The histograms of normalized $T_3^{\mathcal{M}}$, normalized $T_2^{\mathcal{M}}$ and $(T^{\mathcal{M}})^2$ are plotted in the three rows. Each histogram is superimposed with a theoretical density curve in red. The results show great matches between the theoretical asymptotic distributions and the empirical ones. This is true even for very

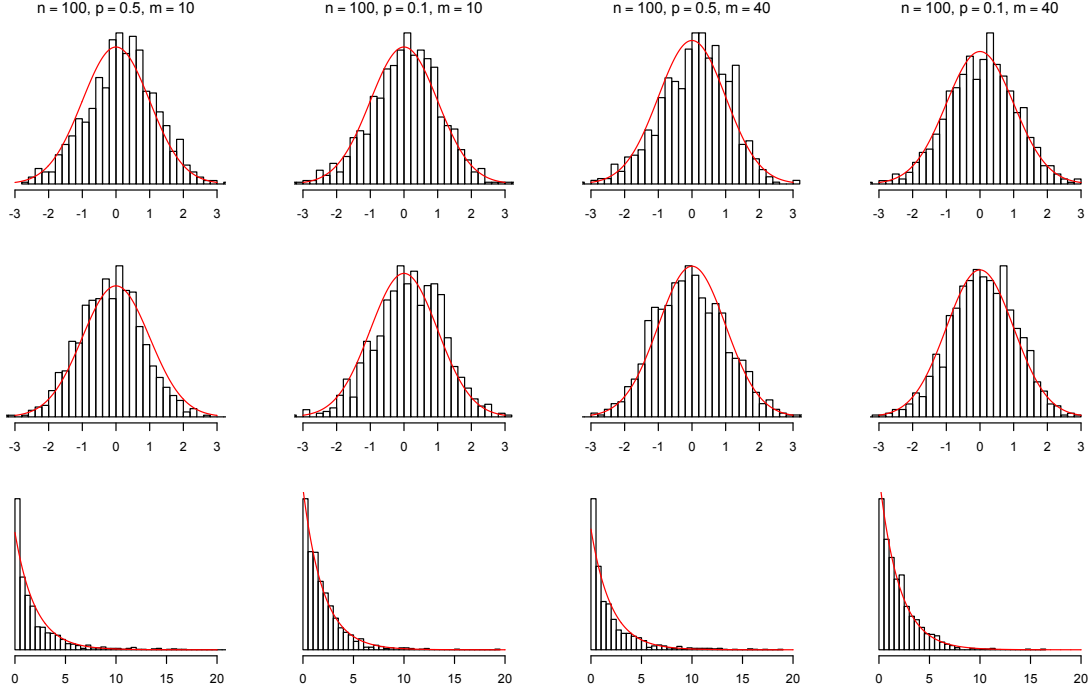


FIG 6. Histograms of normalized T_3^M , normalized T_2^M and $(T^M)^2$ for Erdős-Rényi graphs.

small values of m .

We also study sampling network triples by checking the asymptotic distributions in Theorem 4.4 and Corollary 4.5. We generate networks from Erdős-Rényi distributions. Four combinations of the network size n , the edge probability p , and sampling size $|\Delta|$ are considered. For each scenario, we compute three statistics,

$$\frac{\sqrt{\frac{\binom{n}{3}|\Delta|}{\binom{n}{3}+|\Delta|}} T_3^\Delta}{\sqrt{p^3(1-p)^3 + 3p^4(1-p)^2}}, \quad \frac{\sqrt{\frac{\binom{n}{3}|\Delta|}{\binom{n}{3}+|\Delta|}} T_2^\Delta}{\sqrt{3p^2(1-p)^2(1-3p)^2 + 9p^3(1-p)^3}},$$

and $(T^\Delta)^2$ defined in (4.1). Histograms of the three statistics are computed with 1000 independent experiments. The results are plotted in Figure 7. Each setting of $(n, p, |\Delta|)$ occupies a column. The histograms of normalized T_3^Δ , normalized T_2^Δ and $(T^\Delta)^2$ are plotted in the three rows. Each histogram is superimposed with a theoretical density curve in red. Among the twelve plots in Figure 7, there are slight mismatches between the histograms and the theoretical density curves for the chi-squared distributions on the first and the third columns. This is because $p = 0.5$, and the assumption $p = o(1)$ in Corollary 4.5 is not satisfied. For the remaining ten plots, they all match the theoretical distributions quite well.

We close this section by studying the power of the test with the two sampling methods under the setting of the balanced 2-community stochastic block models. Figure 8 and Figure 9 show power curves for the balanced 2-community stochastic block model with $n = 100$ and (a, b) in the set

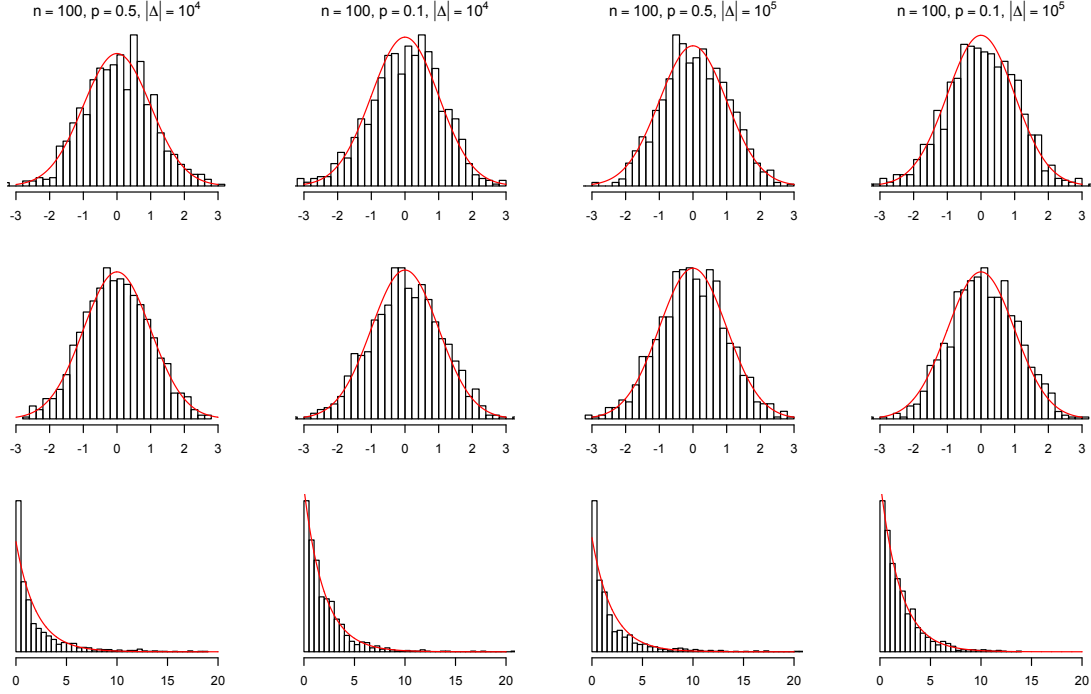


FIG 7. Histograms of normalized T_3^Δ , normalized T_2^Δ and $(T^\Delta)^2$ for Erdős-Rényi graphs.

$\{(0.3+0.01*i, 0.2-0.01*i) : i \in [10]\}$. Each point is an average of 1000 independent experiments. For the testing procedure with node sampling, the cases $m = 40, 30, 20, 10$ are considered. Figure 8 clearly shows a trade-off between the signal/sparsity and sampling budget. Namely, for the same value of power, it can be achieved with either a high signal-to-noise ratio and a low m or a low signal-to-noise ratio but a high m . Figure 9 considers triple sampling with $|\Delta| = 4*10^4, 3*10^4, 2*10^4, 10^4$. The same phenomenon is also found here. To better show the relation between sampling budget and network signal and sparsity, we plot the power against the adjusted signal-to-noise ratio suggested by Theorem 4.3 and Theorem 4.4. Figure 10 shows the same set of power curves in Figure 8. The only difference is that Figure 10 uses $\frac{m^{1/3}n^{2/3}(a-b)^2}{a+b}$ instead of $\frac{n(a-b)^2}{a+b}$ on the x-axis. Note that this is the adjusted signal-to-noise ratio given by (4.3) for node sampling. Interestingly, the four power curves in Figure 10 are well aligned, which validates the results in Theorem 4.3. Similarly, Figure 11 is another version of Figure 9 by using $\frac{|\Delta|^{1/3}(a-b)^2}{a+b}$ on the x-axis. This number is given by (4.8) as the adjusted signal-to-noise ratio for triple sampling. Again, the four power curves are well aligned. This gives a numerical evidence that the results in Theorem 4.4 are sharp.

6. Proofs

The section of proofs are organized as follows. Results related to asymptotic distributions are proved in Section 6.1, which covers the proof of Theorem 2.2, Corollary 2.3, Theorem 3.1, Theorem 4.1 and Theorem 4.4. Analyses of testing errors in Theorem 3.2, Theorem 3.4, Theorem 3.6,

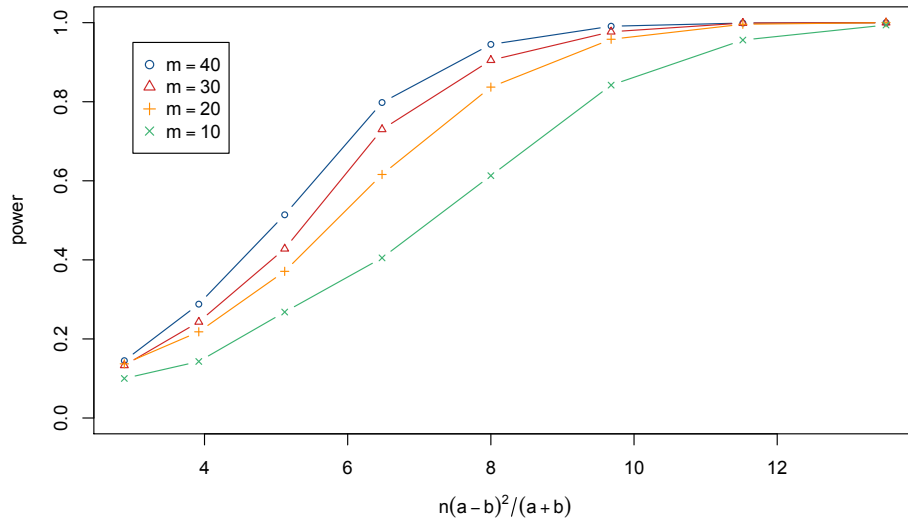


FIG 8. Power of the proposed 0.05-level test with node sampling under the balanced 2-community stochastic block models.

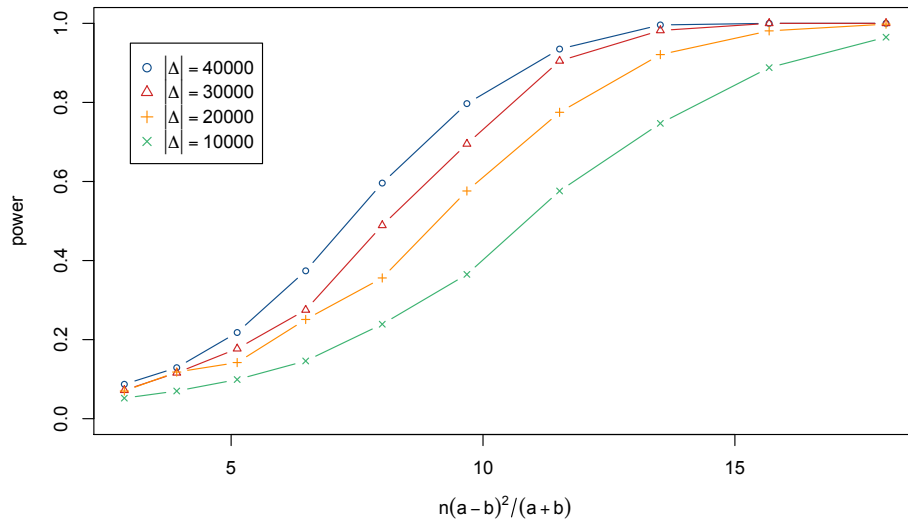


FIG 9. Power of the proposed 0.05-level test with triple sampling under the balanced 2-community stochastic block models.

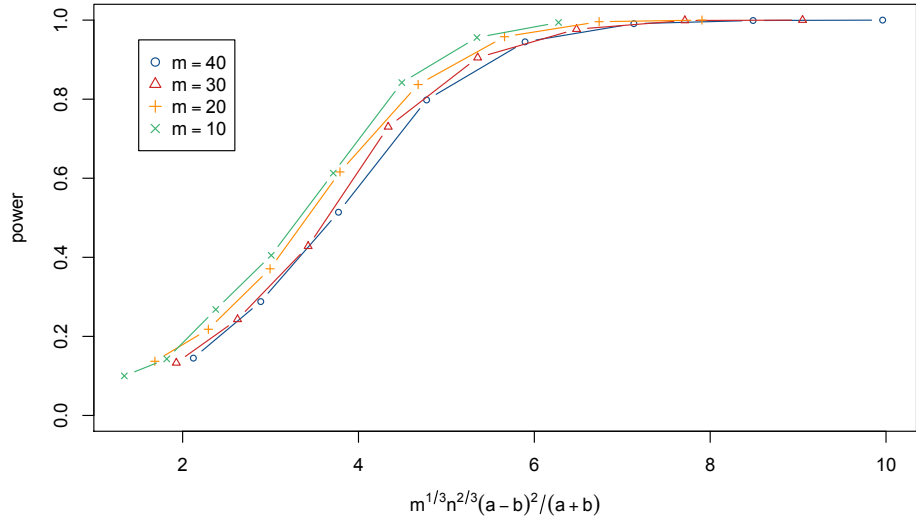


FIG 10. Power of the proposed 0.05-level test with node sampling under the balanced 2-community stochastic block models. The x-axis is the adjusted signal-to-noise ratio in Theorem 4.3.

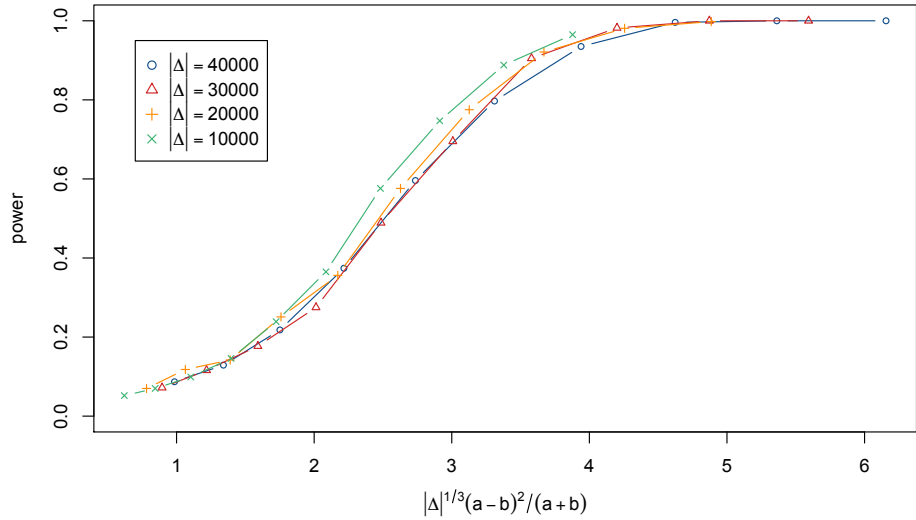


FIG 11. Power of the proposed 0.05-level test with triple sampling under the balanced 2-community stochastic block models. The x-axis is the adjusted signal-to-noise ratio in Theorem 4.4.

Theorem 3.8, Theorem 4.3 and Theorem 4.6 are proved in Section 6.2. The lower bound result Theorem 3.3 is proved in Section 6.3. Finally, Propositions 2.1, 3.5, 3.7 and all technical lemmas are proved in Section 6.4.

6.1. Proofs of asymptotic distributions

This section proves Theorem 2.2, Corollary 2.3, Theorem 3.1, Theorem 4.1 and Theorem 4.4. Before stating the proofs of these results, we first state and prove another theorem. Define

$$R_3^{\mathcal{M}} = \frac{2}{m(n-1)(n-2)} \sum_{i=1}^m \sum_{\{1 \leq j < k \leq n: j, k \neq i\}} (A_{ij} - p)(A_{ik} - p)(A_{jk} - p),$$

$$R_2^{\mathcal{M}} = \frac{2}{m(n-1)(n-2)} \sum_{i=1}^m \sum_{\{1 \leq j < k \leq n: j, k \neq i\}} \left[(A_{ij} - p)(A_{jk} - p) \right. \\ \left. + (A_{ik} - p)(A_{jk} - p) + (A_{ij} - p)(A_{ik} - p) \right].$$

The joint asymptotic distributions of $(R_3^{\mathcal{M}}, R_2^{\mathcal{M}})$ are given by the following theorem. Recall that we require $m = m(n)$ is a nondecreasing function of n that satisfies $m(1) = 1$ and $m(l) \leq l$ for all $l \in [n]$.

Theorem 6.1. *Assume $(1-p)^{-1} = O(1)$, $m \rightarrow \infty$ and $p^3 mn^2 \rightarrow \infty$, and then we have*

$$\begin{pmatrix} \sqrt{\frac{f(n,m)}{p^3(1-p)^3}} R_3^{\mathcal{M}} \\ \sqrt{\frac{f(n,m)}{3p^2(1-p)^2}} R_2^{\mathcal{M}} \end{pmatrix} \rightsquigarrow N \left(\begin{pmatrix} 0 \\ 0 \end{pmatrix}, \begin{pmatrix} 1 & 0 \\ 0 & 1 \end{pmatrix} \right),$$

under the null distribution.

In order to prove Theorem 6.1, note that by Cramér-Wold theorem, it is equivalent to prove

$$t_1 \sqrt{\frac{f(n,m)}{p^3(1-p)^3}} R_3^{\mathcal{M}} + t_2 \sqrt{\frac{f(n,m)}{3p^2(1-p)^2}} R_2^{\mathcal{M}} \rightsquigarrow N(0, 1), \quad (6.1)$$

for any fixed t_1 and t_2 that satisfy $t_1^2 + t_2^2 = 1$. We shall apply the following martingale central limit theorem to derive (6.1). The version of martingale central limit theorem we use is taken from Hall and Heyde (2014).

Theorem 6.2 (Hall and Heyde (2014)). *Suppose that for every $n \in \mathbb{N}$ and $k_n \rightarrow \infty$ the random variables $X_{n,1}, \dots, X_{n,k_n}$ are a martingale difference sequence relative to an arbitrary filtration $\mathcal{F}_{n,1} \subset \mathcal{F}_{n,2} \subset \dots \subset \mathcal{F}_{n,k_n}$. If*

1. $\sum_{i=1}^{k_n} \mathbb{E}(X_{n,i}^2 | \mathcal{F}_{n,i-1}) \rightarrow 1$ in probability, and
2. $\sum_{i=1}^{k_n} \mathbb{E}(X_{n,i}^2 \mathbb{I}_{\{|X_{n,i}| > \epsilon\}} | \mathcal{F}_{n,i-1}) \rightarrow 0$ in probability for every $\epsilon > 0$,

then $\sum_{i=1}^{k_n} X_{n,i} \rightsquigarrow N(0, 1)$.

Proof of Theorem 6.1. Note that in (6.1), $m = m(n)$ is a nondecreasing function of n . Recall the assumption that $m(1) = 1$ and $m(l) \leq l$ for all $l \in [n]$. Without loss of generality, we take $\mathcal{M} = [m]$. We build a martingale sequence. Note that both $R_3^{\mathcal{M}}$ and $R_2^{\mathcal{M}}$ involve the summation $\sum_{i=1}^m \sum_{1 \leq j < k \leq n: j, k, \neq i} (\cdot)$. It sums over all $\binom{m}{3}$ triples from $[m]$ with multiplicity of 3, $m \binom{n-m}{2}$ triples with one node from $[m]$ and the other two from $[n] \setminus [m]$, and $\binom{m}{2}(n-m)$ triples with two nodes from $[m]$ and the other one from $[n] \setminus [m]$ with multiplicity 2. It is easy to check that

$$3 \binom{m}{3} + m \binom{n-m}{2} + 2 \binom{m}{2} (n-m) = \frac{m(n-1)(n-2)}{2}.$$

We collect all the $\frac{m(n-1)(n-2)}{2}$ triples in the multiset Δ_n . Among all the triples in Δ_n , the ones only use nodes from $[l]$ for some $l \in [n]$ are collected in the multiset $\Delta_{n,l}$. Given a triple $\lambda = (i, j, k)$, define

$$Y_\lambda = (A_{ij} - p)(A_{ik} - p)(A_{jk} - p), \quad (6.2)$$

$$W_\lambda = (A_{ij} - p)(A_{jk} - p) + (A_{ik} - p)(A_{jk} - p) + (A_{ij} - p)(A_{ik} - p). \quad (6.3)$$

For an $l \in [n]$, define

$$S_{n,l} = \frac{t_1 \sum_{\lambda \in \Delta_{n,l}} Y_\lambda}{\frac{m(n-1)(n-2)}{2} \sqrt{\frac{p^3(1-p)^3}{f(n,m)}}} + \frac{t_2 \sum_{\lambda \in \Delta_{n,l}} W_\lambda}{\frac{m(n-1)(n-2)}{2} \sqrt{\frac{3p^2(1-p)^2}{f(n,m)}}}.$$

Note that

$$\sum_{\lambda \in \Delta_{n,l}} Y_\lambda = \begin{cases} 3 \sum_{1 \leq i < j < k \leq l} Y_{(i,j,k)}, & l < m+1; \\ \sum_{i=1}^m \sum_{\{1 \leq j < k \leq l: j, k \neq i\}} Y_{(i,j,k)}, & l \geq m+1. \end{cases}$$

Similarly,

$$\sum_{\lambda \in \Delta_{n,l}} W_\lambda = \begin{cases} 3 \sum_{1 \leq i < j < k \leq l} W_{(i,j,k)}, & l < m+1; \\ \sum_{i=1}^m \sum_{\{1 \leq j < k \leq l: j, k \neq i\}} W_{(i,j,k)}, & l \geq m+1. \end{cases}$$

Therefore, we have

$$\sum_{\lambda \in \Delta_{n,l}} Y_\lambda - \sum_{\lambda \in \Delta_{n,l-1}} Y_\lambda = \begin{cases} 3 \sum_{1 \leq i < j \leq l-1} Y_{(i,j,l)}, & l < m+1; \\ 2 \sum_{1 \leq i < j \leq m} Y_{(i,j,m+1)}, & l = m+1; \\ \sum_{i=1}^m \sum_{j=m+1}^{l-1} Y_{(i,j,l)} + 2 \sum_{1 \leq i < j \leq m} Y_{(i,j,l)}, & l > m+1. \end{cases} \quad (6.4)$$

Similarly, we also have

$$\sum_{\lambda \in \Delta_{n,l}} W_\lambda - \sum_{\lambda \in \Delta_{n,l-1}} W_\lambda = \begin{cases} 3 \sum_{1 \leq i < j \leq l-1} W_{(i,j,l)}, & l < m+1; \\ 2 \sum_{1 \leq i < j \leq m} W_{(i,j,m+1)}, & l = m+1; \\ \sum_{i=1}^m \sum_{j=m+1}^{l-1} W_{(i,j,l)} + 2 \sum_{1 \leq i < j \leq m} W_{(i,j,l)}, & l > m+1. \end{cases} \quad (6.5)$$

Define \mathcal{F}_l to be the σ -algebra generated by the random variables $\{A_{ij}\}_{1 \leq i < j \leq l}$. By (6.4) and (6.5), it is not hard to check that

$$\mathbb{E}(S_{n,l} - S_{n,l-1} | \mathcal{F}_{l-1}) = 0. \quad (6.6)$$

Therefore, for $X_{n,l} = S_{n,l} - S_{n,l-1}$, $\{X_{n,l}\}_l$ are a martingale difference sequence relative to the filtration $\{\mathcal{F}_l\}_l$. To apply Theorem 6.2, we need to calculate the asymptotic variance and check Lindeberg's condition, respectively.

Calculating asymptotic variance. Note that for any two triples (i, j, k) and (i', j', k') ,

$$\mathbb{E}Y_{(i,j,k)}W_{(i',j',k')} = 0. \quad (6.7)$$

We first calculate the expectation of $\sum_{l=1}^n \mathbb{E}((S_{n,l} - S_{n,l-1})^2 | \mathcal{F}_{l-1})$. Using the martingale property, we have

$$\begin{aligned} & \mathbb{E} \left[\sum_{l=1}^n \mathbb{E}((S_{n,l} - S_{n,l-1})^2 | \mathcal{F}_{l-1}) \right] \\ &= \mathbb{E} \left[\sum_{l=1}^n \mathbb{E}(S_{n,l}^2 + S_{n,l-1}^2 - 2S_{n,l}S_{n,l-1} | \mathcal{F}_{l-1}) \right] \\ &= \sum_{l=1}^n \mathbb{E}(S_{n,l}^2 - S_{n,l-1}^2) \\ &= \mathbb{E}S_{n,n}^2 \\ &= \mathbb{E} \left(\frac{t_1 \sum_{\lambda \in \Delta_n} Y_\lambda}{\frac{m(n-1)(n-2)}{2} \sqrt{\frac{p^3(1-p)^3}{f(n,m)}}} \right)^2 + \mathbb{E} \left(\frac{t_2 \sum_{\lambda \in \Delta_n} W_\lambda}{\frac{m(n-1)(n-2)}{2} \sqrt{\frac{3p^2(1-p)^2}{f(n,m)}}} \right)^2, \end{aligned} \quad (6.8)$$

where the last equality is due to (6.7). Let $\Delta_n^{(1)}$ be the set of all triples from $[m]$, $\Delta_n^{(2)}$ be the set of all triples with one node from $[m]$ and the other two nodes from $[n] \setminus [m]$, and $\Delta_n^{(3)}$ be the set of all triples with two nodes from $[m]$ and the other one node from $[n] \setminus [m]$. It is easy to see that

$$|\Delta_n^{(1)}| = \binom{m}{3}, \quad |\Delta_n^{(2)}| = m \binom{n-m}{2}, \quad \text{and} \quad |\Delta_n^{(3)}| = \binom{m}{2} (n-m).$$

With these notations, we have

$$\sum_{\lambda \in \Delta_n} Y_\lambda = 3 \sum_{\lambda \in \Delta_n^{(1)}} Y_\lambda + \sum_{\lambda \in \Delta_n^{(2)}} Y_\lambda + 2 \sum_{\lambda \in \Delta_n^{(3)}} Y_\lambda.$$

For any two triples λ and λ' , direct calculation gives

$$\mathbb{E}Y_\lambda Y_{\lambda'} = \begin{cases} p^3(1-p)^3, & \lambda = \lambda'; \\ 0, & \lambda \neq \lambda', \end{cases} \quad (6.9)$$

where we use $\lambda = \lambda'$ and $\lambda \neq \lambda'$ to denote the equality and inequality of two sets. Therefore,

$$\begin{aligned} \mathbb{E} \left(\sum_{\lambda \in \Delta_n} Y_\lambda \right)^2 &= 9 \sum_{\lambda \in \Delta_n^{(1)}} \mathbb{E} Y_\lambda^2 + \sum_{\lambda \in \Delta_n^{(2)}} \mathbb{E} Y_\lambda^2 + 4 \sum_{\lambda \in \Delta_n^{(3)}} \mathbb{E} Y_\lambda^2 \\ &= p^3(1-p)^3 \left(9 \binom{m}{3} + m \binom{n-m}{2} + 4 \binom{m}{2} (n-m) \right). \end{aligned}$$

Since for any two triples λ and λ' , we also have

$$\mathbb{E} W_\lambda W_{\lambda'} = \begin{cases} 3p^2(1-p)^2, & \lambda = \lambda'; \\ 0, & \lambda \neq \lambda', \end{cases} \quad (6.10)$$

similar calculation gives

$$\mathbb{E} \left(\sum_{\lambda \in \Delta_n} W_\lambda \right)^2 = 3p^2(1-p)^2 \left(9 \binom{m}{3} + m \binom{n-m}{2} + 4 \binom{m}{2} (n-m) \right).$$

Hence, by (6.8), we get

$$\mathbb{E} \left[\sum_{l=1}^n \mathbb{E}((S_{n,l} - S_{n,l-1})^2 | \mathcal{F}_{l-1}) \right] = 1. \quad (6.11)$$

After calculating the expectation, we need to bound the variance $\text{Var}[\sum_{l=1}^n \mathbb{E}((S_{n,l} - S_{n,l-1})^2 | \mathcal{F}_{l-1})]$. The first bound we use is

$$\begin{aligned} &\text{Var} \left[\sum_{l=1}^n \mathbb{E}((S_{n,l} - S_{n,l-1})^2 | \mathcal{F}_{l-1}) \right] \\ &\leq 8t_1^4 \frac{\text{Var} \left[\sum_{l=1}^n \mathbb{E} \left(\left(\sum_{\lambda \in \Delta_{n,l}} Y_\lambda - \sum_{\lambda \in \Delta_{n,l-1}} Y_\lambda \right)^2 \middle| \mathcal{F}_{l-1} \right) \right]}{\left(\frac{m(n-1)(n-2)}{2} \sqrt{\frac{p^3(1-p)^3}{f(n,m)}} \right)^4} \end{aligned} \quad (6.12)$$

$$+ 8t_2^4 \frac{\text{Var} \left[\sum_{l=1}^n \mathbb{E} \left(\left(\sum_{\lambda \in \Delta_{n,l}} W_\lambda - \sum_{\lambda \in \Delta_{n,l-1}} W_\lambda \right)^2 \middle| \mathcal{F}_{l-1} \right) \right]}{\left(\frac{m(n-1)(n-2)}{2} \sqrt{\frac{3p^2(1-p)^2}{f(n,m)}} \right)^4}. \quad (6.13)$$

We will give bounds for (6.12) and (6.13), respectively. Note that for any $\{i, j\}$ and $\{i', j'\}$, we have

$$\mathbb{E} (Y_{(i,j,l)} Y_{(i',j',l)} | \mathcal{F}_{l-1}) = \begin{cases} p^2(1-p)^2(A_{ij} - p)^2, & \{i, j\} = \{i', j'\}; \\ 0, & \{i, j\} \neq \{i', j'\}. \end{cases} \quad (6.14)$$

By (6.4) and (6.14), we get

$$\begin{aligned}
& \sum_{l=1}^n \mathbb{E} \left(\left(\sum_{\lambda \in \Delta_{n,l}} Y_\lambda - \sum_{\lambda \in \Delta_{n,l-1}} Y_\lambda \right)^2 \middle| \mathcal{F}_{l-1} \right) \\
&= \sum_{l=1}^m \mathbb{E} \left(\left(3 \sum_{1 \leq i < j \leq l-1} Y_{(i,j,l)} \right)^2 \middle| \mathcal{F}_{l-1} \right) + \mathbb{E} \left(\left(2 \sum_{1 \leq i < j \leq m} Y_{(i,j,m+1)} \right)^2 \middle| \mathcal{F}_m \right) \\
&\quad + \sum_{l=m+2}^n \mathbb{E} \left(\left(\sum_{i=1}^m \sum_{j=m+1}^{l-1} Y_{(i,j,l)} + 2 \sum_{1 \leq i < j \leq m} Y_{(i,j,l)} \right)^2 \middle| \mathcal{F}_{l-1} \right) \\
&= 9 \sum_{l=1}^m \sum_{1 \leq i < j \leq l-1} p^2(1-p)^2(A_{ij} - p)^2 + 4 \sum_{1 \leq i < j \leq m} p^2(1-p)^2(A_{ij} - p)^2 \\
&\quad + \sum_{l=m+2}^n \sum_{i=1}^m \sum_{j=m+1}^{l-1} p^2(1-p)^2(A_{ij} - p)^2 + 4 \sum_{l=m+2}^n \sum_{1 \leq i < j \leq m} p^2(1-p)^2(A_{ij} - p)^2.
\end{aligned}$$

We will give bounds for the variance of the four terms above.

$$\begin{aligned}
& \text{Var} \left(\sum_{l=1}^m \sum_{1 \leq i < j \leq l-1} p^2(1-p)^2(A_{ij} - p)^2 \right) \\
&\leq p^4 \text{Var} \left(\sum_{j=2}^{m-1} (m-j) \sum_{i=1}^{j-1} (A_{ij} - p)^2 \right) \\
&= p^4 \sum_{j=2}^{m-1} (m-j) \sum_{i=1}^{j-1} \text{Var}((A_{ij} - p)^2) \\
&\leq p^5 \sum_{j=2}^{m-1} (m-j)^2(j-1) \\
&= O(m^4 p^5),
\end{aligned}$$

$$\begin{aligned}
& \text{Var} \left(\sum_{1 \leq i < j \leq m} p^2(1-p)^2(A_{ij} - p)^2 \right) \\
&= \sum_{1 \leq i < j \leq m} p^4(1-p)^4 \text{Var}((A_{ij} - p)^2) \\
&= O(m^2 p^5),
\end{aligned}$$

$$\begin{aligned}
& \text{Var} \left(\sum_{l=m+1}^n \sum_{i=1}^m \sum_{j=m+1}^{l-1} p^2(1-p)^2(A_{ij} - p)^2 \right) \\
&= \text{Var} \left(\sum_{j=m+1}^{n-1} (j-m) \sum_{i=1}^m (A_{ij} - p)^2 p^2(1-p)^2 \right) \\
&\leq p^4 \sum_{j=m+1}^{n-1} (j-m)^2 \sum_{i=1}^m \text{Var}((A_{ij} - p)^2) \\
&= O(p^5 n^3 m),
\end{aligned}$$

$$\begin{aligned}
& \text{Var} \left(\sum_{l=m+2}^n \sum_{1 \leq i < j \leq m} p^2(1-p)^2(A_{ij} - p)^2 \right) \\
&\leq p^4 n^2 \text{Var} \left(\sum_{1 \leq i < j \leq m} (A_{ij} - p)^2 \right) \\
&= O(p^5 n^2 m^2).
\end{aligned}$$

Hence,

$$\text{Var} \left[\sum_{l=1}^n \mathbb{E} \left(\left(\sum_{\lambda \in \Delta_{n,l}} Y_\lambda - \sum_{\lambda \in \Delta_{n,l-1}} Y_\lambda \right)^2 \middle| \mathcal{F}_{l-1} \right) \right] = O(p^5 n^3 m).$$

This leads to a bound for (6.12), which is

$$8t_1^4 \frac{\text{Var} \left[\sum_{l=1}^n \mathbb{E} \left(\left(\sum_{\lambda \in \Delta_{n,l}} Y_\lambda - \sum_{\lambda \in \Delta_{n,l-1}} Y_\lambda \right)^2 \middle| \mathcal{F}_{l-1} \right) \right]}{\left(\frac{m(n-1)(n-2)}{2} \sqrt{\frac{p^3(1-p)^3}{f(n,m)}} \right)^4} = O\left(\frac{1}{pmn}\right).$$

Now we give a bound for (6.13). Note that for any $\{i, j\}$ and $\{i', j'\}$, we have

$$\mathbb{E} (W_{(i,j,l)} W_{(i',j',l)} | \mathcal{F}_{l-1}) = \begin{cases} p^2(1-p)^2 + 2p(1-p)(A_{ij} - p)^2, & \{i, j\} = \{i', j'\}; \\ p(1-p)(A_{ij} - p)(A_{i'j'} - p), & i \neq i', j = j'; \\ 0, & \{i, j\} \cap \{i', j'\} = \emptyset. \end{cases} \quad (6.15)$$

By (6.5) and (6.15), we get

$$\begin{aligned}
& \sum_{l=1}^n \mathbb{E} \left(\left(\sum_{\lambda \in \Delta_{n,l}} W_\lambda - \sum_{\lambda \in \Delta_{n,l-1}} W_\lambda \right)^2 \middle| \mathcal{F}_{l-1} \right) \\
&= \sum_{l=1}^m \mathbb{E} \left(\left(3 \sum_{1 \leq i < j \leq l-1} W_{(i,j,l)} \right)^2 \middle| \mathcal{F}_{l-1} \right) + \mathbb{E} \left(\left(2 \sum_{1 \leq i < j \leq m} W_{(i,j,m+1)} \right)^2 \middle| \mathcal{F}_m \right) \\
&\quad + \sum_{l=m+2}^n \mathbb{E} \left(\left(\sum_{i=1}^m \sum_{j=m+1}^{l-1} W_{(i,j,l)} + 2 \sum_{1 \leq i < j \leq m} W_{(i,j,l)} \right)^2 \middle| \mathcal{F}_{l-1} \right) \\
&\leq 9 \sum_{l=1}^m \sum_{1 \leq i < j \leq l-1} [p^2(1-p)^2 + 2p(1-p)(A_{ij} - p)^2] \\
&\quad + 4 \sum_{1 \leq i < j \leq m} [p^2(1-p)^2 + 2p(1-p)(A_{ij} - p)^2] \\
&\quad + \sum_{l=m+2}^n \sum_{i=1}^m \sum_{j=m+1}^{l-1} [p^2(1-p)^2 + 2p(1-p)(A_{ij} - p)^2] \\
&\quad + 4 \sum_{l=m+2}^n \sum_{1 \leq i < j \leq m} [p^2(1-p)^2 + 2p(1-p)(A_{ij} - p)^2] \\
&\quad + 18 \sum_{l=1}^m \sum_{1 \leq i < j \leq l-1} \sum_{\{1 \leq i' \leq l-1: i' \neq i, j\}} p(1-p)(A_{ij} - p)(A_{i'j} - p) \\
&\quad + 8 \sum_{1 \leq i < j \leq m} \sum_{\{1 \leq i' \leq m: i' \neq i, j\}} p(1-p)(A_{ij} - p)(A_{i'j} - p) \\
&\quad + 4 \sum_{l=m+2}^n \sum_{i=1}^m \sum_{j=m+1}^{l-1} \sum_{\{1 \leq i' \leq m: i' \neq i\}} p(1-p)(A_{ij} - p)(A_{i'j} - p) \\
&\quad + 4 \sum_{l=m+2}^n \sum_{i=1}^m \sum_{j=m+1}^{l-1} \sum_{\{m+1 \leq j' \leq l-1: j' \neq j\}} p(1-p)(A_{ij} - p)(A_{ij'} - p) \\
&\quad + 16 \sum_{l=m+2}^n \sum_{1 \leq i < j \leq m} \sum_{\{1 \leq i' \leq m: i' \neq i, j\}} p(1-p)(A_{ij} - p)(A_{i'j} - p).
\end{aligned}$$

We will give bounds for the variance of all the terms above.

$$\begin{aligned}
& \text{Var} \left[\sum_{l=1}^m \sum_{1 \leq i < j \leq l-1} [p^2(1-p)^2 + 2p(1-p)(A_{ij} - p)^2] \right] \\
&\leq 4p^2 \text{Var} \left[\sum_{l=1}^m \sum_{1 \leq i < j \leq l-1} (A_{ij} - p)^2 \right] \\
&= O(m^4 p^3),
\end{aligned}$$

$$\begin{aligned}
& \text{Var} \left[\sum_{1 \leq i < j \leq m} [p^2(1-p)^2 + 2p(1-p)(A_{ij} - p)^2] \right] \\
& \leq 4p^2 \text{Var} \left[\sum_{1 \leq i < j \leq m} (A_{ij} - p)^2 \right] \\
& = O(m^2 p^3),
\end{aligned}$$

$$\begin{aligned}
& \text{Var} \left[\sum_{l=m+2}^n \sum_{i=1}^m \sum_{j=m+1}^{l-1} [p^2(1-p)^2 + 2p(1-p)(A_{ij} - p)^2] \right] \\
& \leq 4p^2 \text{Var} \left[\sum_{l=m+2}^n \sum_{i=1}^m \sum_{j=m+1}^{l-1} (A_{ij} - p)^2 \right] \\
& \leq 4p^2 \text{Var} \left(\sum_{j=m+1}^{n-1} (j-m) \sum_{i=1}^m (A_{ij} - p)^2 \right) \\
& \leq 4p^2 \sum_{j=m+1}^{n-1} (j-m)^2 \sum_{i=1}^m \text{Var}((A_{ij} - p)^2) \\
& = O(p^3 n^3 m),
\end{aligned}$$

$$\begin{aligned}
& \text{Var} \left[\sum_{l=m+2}^n \sum_{1 \leq i < j \leq m} [p^2(1-p)^2 + 2p(1-p)(A_{ij} - p)^2] \right] \\
& \leq 4p^2 \text{Var} \left[\sum_{l=m+2}^n \sum_{1 \leq i < j \leq m} (A_{ij} - p)^2 \right] \\
& = O(p^3 n^2 m^2),
\end{aligned}$$

$$\begin{aligned}
& \text{Var} \left[\sum_{l=1}^m \sum_{1 \leq i < j \leq l-1} \sum_{\{1 \leq i' \leq l-1: i' \neq i, j\}} p(1-p)(A_{ij} - p)(A_{i'j} - p) \right] \\
& \leq p^2 \mathbb{E} \left[\sum_{l=1}^m \sum_{1 \leq i < j \leq l-1} \sum_{\{1 \leq i' \leq l-1: i' \neq i, j\}} (A_{ij} - p)(A_{i'j} - p) \right]^2 \\
& \leq p^2 m \sum_{l=1}^m \mathbb{E} \left[\sum_{1 \leq i < j \leq l-1} \sum_{\{1 \leq i' \leq l-1: i' \neq i, j\}} (A_{ij} - p)(A_{i'j} - p) \right]^2 \\
& = p^2 m \sum_{l=1}^m \sum_{1 \leq i < j \leq l-1} \sum_{\{1 \leq i' \leq l-1: i' \neq i, j\}} \mathbb{E}(A_{ij} - p)^2 (A_{i'j} - p)^2 \\
& = O(p^4 m^5),
\end{aligned}$$

$$\begin{aligned}
& \text{Var} \left[\sum_{1 \leq i < j \leq m} \sum_{\{1 \leq i' \leq m: i' \neq i, j\}} p(1-p)(A_{ij} - p)(A_{i'j} - p) \right] \\
& \leq p^2 \mathbb{E} \left[\sum_{1 \leq i < j \leq m} \sum_{\{1 \leq i' \leq m: i' \neq i, j\}} (A_{ij} - p)(A_{i'j} - p) \right]^2 \\
& = O(p^4 m^3),
\end{aligned}$$

$$\begin{aligned}
& \text{Var} \left[\sum_{l=m+2}^n \sum_{i=1}^m \sum_{j=m+1}^{l-1} \sum_{\{1 \leq i' \leq m: i' \neq i\}} p(1-p)(A_{ij} - p)(A_{i'j} - p) \right] \\
& \leq p^2 \mathbb{E} \left[\sum_{l=m+2}^n \sum_{i=1}^m \sum_{j=m+1}^{l-1} \sum_{\{1 \leq i' \leq m: i' \neq i\}} (A_{ij} - p)(A_{i'j} - p) \right]^2 \\
& \leq p^2 n \sum_{l=m+2}^n \mathbb{E} \left[\sum_{i=1}^m \sum_{j=m+1}^{l-1} \sum_{\{1 \leq i' \leq m: i' \neq i\}} (A_{ij} - p)(A_{i'j} - p) \right]^2 \\
& = p^2 n \sum_{l=m+2}^n \sum_{i=1}^m \sum_{j=m+1}^{l-1} \sum_{\{1 \leq i' \leq m: i' \neq i\}} \mathbb{E}(A_{ij} - p)^2 (A_{i'j} - p)^2 \\
& = O(p^4 n^3 m^2),
\end{aligned}$$

$$\begin{aligned}
& \text{Var} \left[\sum_{l=m+2}^n \sum_{i=1}^m \sum_{j=m+1}^{l-1} \sum_{\{m+1 \leq j' \leq l-1: j' \neq j\}} p(1-p)(A_{ij} - p)(A_{ij'} - p) \right] \\
& \leq p^2 \mathbb{E} \left[\sum_{l=m+2}^n \sum_{i=1}^m \sum_{j=m+1}^{l-1} \sum_{\{m+1 \leq j' \leq l-1: j' \neq j\}} (A_{ij} - p)(A_{ij'} - p) \right]^2 \\
& \leq p^2 n \sum_{l=m+2}^n \mathbb{E} \left[\sum_{i=1}^m \sum_{j=m+1}^{l-1} \sum_{\{m+1 \leq j' \leq l-1: j' \neq j\}} (A_{ij} - p)(A_{ij'} - p) \right]^2 \\
& = O(p^4 n^4 m),
\end{aligned}$$

$$\begin{aligned}
& \text{Var} \left[\sum_{l=m+2}^n \sum_{1 \leq i < j \leq m} \sum_{\{1 \leq i' \leq m: i' \neq i, j\}} p(1-p)(A_{ij} - p)(A_{i'j} - p) \right] \\
& \leq p^2 \mathbb{E} \left[\sum_{l=m+2}^n \sum_{1 \leq i < j \leq m} \sum_{\{1 \leq i' \leq m: i' \neq i, j\}} (A_{ij} - p)(A_{i'j} - p) \right]^2 \\
& \leq p^2 n \sum_{l=m+2}^n \mathbb{E} \left[\sum_{1 \leq i < j \leq m} \sum_{\{1 \leq i' \leq m: i' \neq i, j\}} (A_{ij} - p)(A_{i'j} - p) \right]^2 \\
& = O(p^4 n^2 m^3).
\end{aligned}$$

Combining all the variance bounds above, we obtain

$$\text{Var} \left[\sum_{l=1}^n \mathbb{E} \left(\left(\sum_{\lambda \in \Delta_{n,l}} W_\lambda - \sum_{\lambda \in \Delta_{n,l-1}} W_\lambda \right)^2 \middle| \mathcal{F}_{l-1} \right) \right] = O(p^3 n^3 m + p^4 n^4 m).$$

This leads to a bound for (6.13), which is

$$8t_2^4 \frac{\text{Var} \left[\sum_{l=1}^n \mathbb{E} \left(\left(\sum_{\lambda \in \Delta_{n,l}} W_\lambda - \sum_{\lambda \in \Delta_{n,l-1}} W_\lambda \right)^2 \middle| \mathcal{F}_{l-1} \right) \right]}{\left(\frac{m(n-1)(n-2)}{2} \sqrt{\frac{3p^2(1-p)^2}{f(n,m)}} \right)^4} = O \left(\frac{1}{pmn} + \frac{1}{m} \right).$$

Hence, by combining the bounds for (6.12) and (6.13), as long as $pmn \rightarrow \infty$ and $m \rightarrow \infty$, we have

$$\text{Var} \left[\sum_{l=1}^n \mathbb{E} \left((S_{n,l} - S_{n,l-1})^2 \middle| \mathcal{F}_{l-1} \right) \right] = o(1).$$

Together with (6.11), we obtain that

$$\sum_{l=1}^n \mathbb{E} \left((S_{n,l} - S_{n,l-1})^2 \middle| \mathcal{F}_{l-1} \right) = 1 + o_P(1).$$

Checking Lindeberg's condition. Now we start to establish Lindeberg's condition. We first reduce it to a fourth moment condition.

$$\begin{aligned} & \sum_{l=1}^n \mathbb{E} \left((S_{n,l} - S_{n,l-1})^2 \mathbb{I}_{\{|S_{n,l} - S_{n,l-1}| > \epsilon\}} \middle| \mathcal{F}_{l-1} \right) \\ & \leq \sum_{l=1}^n \sqrt{\mathbb{E} \left((S_{n,l} - S_{n,l-1})^4 \middle| \mathcal{F}_{l-1} \right)} \sqrt{\mathbb{P} \left(|S_{n,l} - S_{n,l-1}| > \epsilon \middle| \mathcal{F}_{l-1} \right)} \\ & \leq \epsilon^{-2} \sum_{l=1}^n \mathbb{E} \left((S_{n,l} - S_{n,l-1})^4 \middle| \mathcal{F}_{l-1} \right) \\ & \leq 8\epsilon^{-2} t_1^4 \sum_{l=1}^n \mathbb{E} \left(\left(\frac{\sum_{\lambda \in \Delta_{n,l}} Y_\lambda - \sum_{\lambda \in \Delta_{n,l-1}} Y_\lambda}{\frac{m(n-1)(n-2)}{2} \sqrt{\frac{p^3(1-p)^3}{f(n,m)}}} \right)^4 \middle| \mathcal{F}_{l-1} \right) \\ & \quad + 8\epsilon^{-2} t_2^4 \sum_{l=1}^n \mathbb{E} \left(\left(\frac{\sum_{\lambda \in \Delta_{n,l}} W_\lambda - \sum_{\lambda \in \Delta_{n,l-1}} W_\lambda}{\frac{m(n-1)(n-2)}{2} \sqrt{\frac{3p^2(1-p)^2}{f(n,m)}}} \right)^4 \middle| \mathcal{F}_{l-1} \right). \end{aligned}$$

Thus, it is sufficient to show that

$$\sum_{l=1}^n \mathbb{E} \left(\left(\frac{\sum_{\lambda \in \Delta_{n,l}} Y_\lambda - \sum_{\lambda \in \Delta_{n,l-1}} Y_\lambda}{\frac{m(n-1)(n-2)}{2} \sqrt{\frac{p^3(1-p)^3}{f(n,m)}}} \right)^4 \right) = o(1), \quad (6.16)$$

and

$$\sum_{l=1}^n \mathbb{E} \left(\frac{\sum_{\lambda \in \Delta_{n,l}} W_\lambda - \sum_{\lambda \in \Delta_{n,l-1}} W_\lambda}{\frac{m(n-1)(n-2)}{2} \sqrt{\frac{3p^2(1-p)^2}{f(n,m)}}} \right)^4 = o(1). \quad (6.17)$$

We further decompose the left hand side of (6.16). By (6.4), we get

$$\begin{aligned} & \sum_{l=1}^n \mathbb{E} \left(\sum_{\lambda \in \Delta_{n,l}} Y_\lambda - \sum_{\lambda \in \Delta_{n,l-1}} Y_\lambda \right)^4 \\ &= \sum_{l=1}^m \mathbb{E} \left(3 \sum_{1 \leq i < j \leq l-1} Y_{(i,j,l)} \right)^4 + \mathbb{E} \left(2 \sum_{1 \leq i < j \leq m} Y_{(i,j,m+1)} \right)^4 \\ & \quad + \sum_{l=m+2}^n \mathbb{E} \left(\sum_{i=1}^m \sum_{j=m+1}^{l-1} Y_{(i,j,l)} + 2 \sum_{1 \leq i < j \leq m} Y_{(i,j,l)} \right)^4 \\ &\leq 81 \sum_{l=1}^m \mathbb{E} \left(\sum_{1 \leq i < j \leq l-1} Y_{(i,j,l)} \right)^4 + 16 \mathbb{E} \left(\sum_{1 \leq i < j \leq m} Y_{(i,j,m+1)} \right)^4 \\ & \quad + 8 \sum_{l=m+2}^n \mathbb{E} \left(\sum_{i=1}^m \sum_{j=m+1}^{l-1} Y_{(i,j,l)} \right)^4 + 128 \sum_{l=m+2}^n \mathbb{E} \left(\sum_{1 \leq i < j \leq m} Y_{(i,j,l)} \right)^4. \end{aligned}$$

We will give bounds to the four terms above, respectively. For any pair $\tau = (i, j)$, we use the notation (τ, l) to denote the triple (i, j, l) . In order to deal with fourth moments, we need to study $M_{(\tau_1, \tau_2, \tau_3, \tau_4, l)} = \mathbb{E} Y_{(\tau_1, l)} Y_{(\tau_2, l)} Y_{(\tau_3, l)} Y_{(\tau_4, l)}$ for various situations of $\tau_1, \tau_2, \tau_3, \tau_4$. There are several different scenarios to consider. Note that the relations $=$ and \neq are understood as relations for sets.

1. When $\tau_1 = \tau_2 = \tau_3 = \tau_4$,

$$M_{(\tau_1, \tau_2, \tau_3, \tau_4, l)} = (p(1-p)^4 + (1-p)p^4)^3. \quad (6.18)$$

2. When $\tau_1 = \tau_2 \neq \tau_3 = \tau_4$,

$$M_{(\tau_1, \tau_2, \tau_3, \tau_4, l)} = \begin{cases} p^6(1-p)^6, & \tau_1 \cap \tau_3 = \emptyset, \\ p^4(1-p)^4(p(1-p)^4 + (1-p)p^4), & |\tau_1 \cap \tau_3| = 1. \end{cases} \quad (6.19)$$

3. When $\tau_1 \neq \tau_2 = \tau_3 = \tau_4$,

$$M_{(\tau_1, \tau_2, \tau_3, \tau_4, l)} = 0. \quad (6.20)$$

4. When $\tau_1 \neq \tau_2 \neq \tau_3 \neq \tau_1 = \tau_4$,

$$M_{(\tau_1, \tau_2, \tau_3, \tau_4, l)} = 0. \quad (6.21)$$

5. When $\tau_1, \tau_2, \tau_3, \tau_4$ are four different edges,

$$M_{(\tau_1, \tau_2, \tau_3, \tau_4, l)} = 0. \quad (6.22)$$

Equipped with the moments calculations (6.18)-(6.22), we are ready to proceed. Define the set

$$\mathcal{T}_l = \{(i, j) : 1 \leq i < j \leq l\}.$$

For the first term,

$$\begin{aligned} & \sum_{l=1}^m \mathbb{E} \left(\sum_{1 \leq i < j \leq l-1} Y_{(i,j,l)} \right)^4 \\ &= \sum_{l=1}^m \sum_{\tau_1 \in \mathcal{T}_{l-1}} \sum_{\tau_2 \in \mathcal{T}_{l-1}} \sum_{\tau_3 \in \mathcal{T}_{l-1}} \sum_{\tau_4 \in \mathcal{T}_{l-1}} M_{(\tau_1, \tau_2, \tau_3, \tau_4, l)} \\ &= \sum_{l=1}^m \sum_{\tau \in \mathcal{T}_{l-1}} M_{(\tau, \tau, \tau, \tau, l)} + \binom{4}{2} \sum_{l=1}^m \sum_{\{\tau_1, \tau_2 \in \mathcal{T}_{l-1} : \tau_1 \neq \tau_2\}} M_{(\tau_1, \tau_1, \tau_2, \tau_2, l)} \\ &\leq \sum_{l=1}^m \sum_{\tau \in \mathcal{T}_{l-1}} (p(1-p)^4 + (1-p)p^4)^3 + 6 \sum_{l=1}^m \sum_{\tau_1 \in \mathcal{T}_{l-1}} \sum_{\{\tau_2 \in \mathcal{T}_{l-1} : \tau_2 \cap \tau_1 = \emptyset\}} p^6 (1-p)^6 \\ &\quad + 6 \sum_{l=1}^m \sum_{(i,j) \in \mathcal{T}_{l-1}} \sum_{\{i' \in [l-1] : i' \neq i, j\}} p^4 (1-p)^4 (p(1-p)^4 + (1-p)p^4) \\ &\quad + 6 \sum_{l=1}^m \sum_{(i,j) \in \mathcal{T}_{l-1}} \sum_{\{j' \in [l-1] : j' \neq i, j\}} p^4 (1-p)^4 (p(1-p)^4 + (1-p)p^4) \\ &= O(m^3 p^3 + m^5 p^6 + m^4 p^5). \end{aligned}$$

The second term is obviously of the smaller order of the first term. For the third term, define

$$\mathcal{T}_{m,l} = \{(i, j) : i \in [m], j \in [l] \setminus [m]\},$$

and then

$$\begin{aligned} & \sum_{l=m+2}^n \mathbb{E} \left(\sum_{i=1}^m \sum_{j=m+1}^{l-1} Y_{(i,j,l)} \right)^4 \\ &= \sum_{l=m+2}^n \sum_{\tau \in \mathcal{T}_{m,l-1}} M_{(\tau, \tau, \tau, \tau, l)} + \binom{4}{2} \sum_{l=m+2}^n \sum_{\{\tau_1, \tau_2 \in \mathcal{T}_{m,l-1} : \tau_1 \neq \tau_2\}} M_{(\tau_1, \tau_1, \tau_2, \tau_2, l)} \\ &\leq \sum_{l=m+2}^n \sum_{\tau \in \mathcal{T}_{m,l-1}} (p(1-p)^4 + (1-p)p^4)^3 + 6 \sum_{l=m+2}^n \sum_{\tau_1 \in \mathcal{T}_{m,l-1}} \sum_{\{\tau_2 \in \mathcal{T}_{m,l-1} : \tau_2 \cap \tau_1 = \emptyset\}} p^6 (1-p)^6 \\ &\quad + 6 \sum_{l=m+2}^n \sum_{(i,j) \in \mathcal{T}_{m,l-1}} \sum_{\{i' \in [m] : i' \neq i, j\}} p^4 (1-p)^4 (p(1-p)^4 + (1-p)p^4) \\ &\quad + 6 \sum_{l=m+2}^n \sum_{(i,j) \in \mathcal{T}_{m,l-1}} \sum_{\{j' \in [l-1] : j' \neq i, j\}} p^4 (1-p)^4 (p(1-p)^4 + (1-p)p^4) \\ &= O(n^2 m p^3 + n^3 m^2 p^6 + n^3 m p^5). \end{aligned}$$

For the fourth term, similar to the previous calculation, we get

$$\begin{aligned}
& \sum_{l=m+2}^n \mathbb{E} \left(\sum_{1 \leq i < j \leq m} Y_{(i,j,l)} \right)^4 \\
& \leq n \sum_{\tau \in \mathcal{T}_m} (p(1-p)^4 + (1-p)p^4)^3 + 6n \sum_{\tau_1 \in \mathcal{T}_m} \sum_{\{\tau_2 \in \mathcal{T}_m : \tau_2 \cap \tau_1 = \emptyset\}} p^6 (1-p)^6 \\
& \quad + 6n \sum_{(i,j) \in \mathcal{T}_m} \sum_{\{i' \in [m] : i' \neq i, j\}} p^4 (1-p)^4 (p(1-p)^4 + (1-p)p^4) \\
& \quad + 6n \sum_{(i,j) \in \mathcal{T}_m} \sum_{\{j' \in [m] : j' \neq i, j\}} p^4 (1-p)^4 (p(1-p)^4 + (1-p)p^4) \\
& = O(nm^2 p^3 + nm^4 p^6 + nm^3 p^5).
\end{aligned}$$

Combining the bounds above, we get

$$\sum_{l=1}^n \mathbb{E} \left(\sum_{\lambda \in \Delta_{n,l}} Y_\lambda - \sum_{\lambda \in \Delta_{n,l-1}} Y_\lambda \right)^4 = O(n^2 m p^3 + n^3 m^2 p^6 + n^3 m p^5),$$

which directly implies

$$\sum_{l=1}^n \mathbb{E} \left(\frac{\sum_{\lambda \in \Delta_{n,l}} Y_\lambda - \sum_{\lambda \in \Delta_{n,l-1}} Y_\lambda}{\frac{m(n-1)(n-2)}{2} \sqrt{\frac{p^3(1-p)^3}{f(n,m)}}} \right)^4 = O\left(\frac{1}{p^3 m n^2} + \frac{1}{n} + \frac{1}{p m n}\right).$$

Therefore, (6.16) holds as long as $p^3 m n^2 \rightarrow \infty$.

To show (6.17), we decompose the left hand side of (6.17). By (6.5), we get

$$\begin{aligned}
& \sum_{l=1}^n \mathbb{E} \left(\sum_{\lambda \in \Delta_{n,l}} W_\lambda - \sum_{\lambda \in \Delta_{n,l-1}} W_\lambda \right)^4 \\
& = \sum_{l=1}^m \mathbb{E} \left(3 \sum_{1 \leq i < j \leq l-1} W_{(i,j,l)} \right)^4 + \mathbb{E} \left(2 \sum_{1 \leq i < j \leq m} W_{(i,j,m+1)} \right)^4 \\
& \quad + \sum_{l=m+2}^n \mathbb{E} \left(\sum_{i=1}^m \sum_{j=m+1}^{l-1} W_{(i,j,l)} + 2 \sum_{1 \leq i < j \leq m} W_{(i,j,l)} \right)^4 \\
& \leq 81 \sum_{l=1}^m \mathbb{E} \left(\sum_{1 \leq i < j \leq l-1} W_{(i,j,l)} \right)^4 + 16 \mathbb{E} \left(\sum_{1 \leq i < j \leq m} W_{(i,j,m+1)} \right)^4 \\
& \quad + 8 \sum_{l=m+2}^n \mathbb{E} \left(\sum_{i=1}^m \sum_{j=m+1}^{l-1} W_{(i,j,l)} \right)^4 + 128 \sum_{l=m+2}^n \mathbb{E} \left(\sum_{1 \leq i < j \leq m} W_{(i,j,l)} \right)^4.
\end{aligned}$$

We will give bounds to the four terms above, respectively. In order to deal with fourth moments, we need to study $N_{(\tau_1, \tau_2, \tau_3, \tau_4, l)} = \mathbb{E} W_{(\tau_1, l)} W_{(\tau_2, l)} W_{(\tau_3, l)} W_{(\tau_4, l)}$ for various situations of $\tau_1, \tau_2, \tau_3, \tau_4$. There are several different scenarios to consider.

1. When $\tau_1 = \tau_2 = \tau_3 = \tau_4$,

$$N_{(\tau_1, \tau_2, \tau_3, \tau_4, l)} \leq 54(p(1-p)^4 + (1-p)p^4)^2. \quad (6.23)$$

2. When $\tau_1 = \tau_2 \neq \tau_3 = \tau_4$,

$$N_{(\tau_1, \tau_2, \tau_3, \tau_4, l)} \leq \begin{cases} 9p^4(1-p)^4, & \tau_1 \cap \tau_3 = \emptyset, \\ 10[p(1-p)^4 + (1-p)p^4]p^2(1-p)^2, & |\tau_1 \cap \tau_3| = 1. \end{cases} \quad (6.24)$$

3. When $\tau_1 \neq \tau_2 = \tau_3 = \tau_4$,

$$N_{(\tau_1, \tau_2, \tau_3, \tau_4, l)} = 0. \quad (6.25)$$

4. When $\tau_1 \neq \tau_2 \neq \tau_3 \neq \tau_4 = \tau_1$,

$$N_{(\tau_1, \tau_2, \tau_3, \tau_4, l)} \leq \begin{cases} p^3(1-p)^3(1+2p), & (\tau_1, \tau_2, \tau_3) \text{ form a triangle,} \\ 0, & \text{otherwise.} \end{cases} \quad (6.26)$$

5. When $\tau_1, \tau_2, \tau_3, \tau_4$ are four different edges,

$$N_{(\tau_1, \tau_2, \tau_3, \tau_4, l)} = \begin{cases} p^4(1-p)^4, & (\tau_1, \tau_2, \tau_3, \tau_4) \text{ form a square,} \\ 0, & \text{otherwise.} \end{cases} \quad (6.27)$$

Equipped with the moments calculations (6.23)-(6.27), we are ready to proceed. Recall the definitions of \mathcal{T}_l and $\mathcal{T}_{m,l}$. For the first term,

$$\begin{aligned} & \sum_{l=1}^m \mathbb{E} \left(\sum_{1 \leq i < j \leq l-1} W_{(i,j,l)} \right)^4 \\ &= \sum_{l=1}^m \sum_{\tau_1 \in \mathcal{T}_{l-1}} \sum_{\tau_2 \in \mathcal{T}_{l-1}} \sum_{\tau_3 \in \mathcal{T}_{l-1}} \sum_{\tau_4 \in \mathcal{T}_{l-1}} N_{(\tau_1, \tau_2, \tau_3, \tau_4, l)} \\ &\leq \sum_{l=1}^m \sum_{\tau \in \mathcal{T}_{l-1}} N_{(\tau, \tau, \tau, \tau, l)} + \binom{4}{2} \sum_{l=1}^m \sum_{\{\tau_1, \tau_2 \in \mathcal{T}_{l-1}; \tau_1 \neq \tau_2\}} N_{(\tau_1, \tau_1, \tau_2, \tau_2, l)} \\ &\quad + 24 \sum_{l=1}^m \sum_{1 \leq i < j < k \leq l-1} N_{((i,j), (j,k), (i,k), (i,j), l)} + 24 \sum_{l=1}^m \sum_{1 \leq i < j < k < h \leq l-1} N_{((i,j), (j,k), (k,h), (i,h), l)} \\ &\leq \sum_{l=1}^m \sum_{\tau \in \mathcal{T}_{l-1}} 54(p(1-p)^4 + (1-p)p^4)^2 + 6 \sum_{l=1}^m \sum_{\tau_1 \in \mathcal{T}_{l-1}} \sum_{\{\tau_2 \in \mathcal{T}_{l-1}; \tau_2 \cap \tau_1 = \emptyset\}} 9p^4(1-p)^4 \\ &\quad + 6 \sum_{l=1}^m \sum_{(i,j) \in \mathcal{T}_{l-1}} \sum_{\{i' \in [l-1]; i' \neq i, j\}} 10[p(1-p)^4 + (1-p)p^4]p^2(1-p)^2 \\ &\quad + 6 \sum_{l=1}^m \sum_{(i,j) \in \mathcal{T}_{l-1}} \sum_{\{j' \in [l-1]; j' \neq i, j\}} 10[p(1-p)^4 + (1-p)p^4]p^2(1-p)^2 \\ &\quad + 24 \sum_{l=1}^m \sum_{1 \leq i < j < k \leq l-1} p^3(1-p)^3(1+2p) + 24 \sum_{l=1}^m \sum_{1 \leq i < j < k < h \leq l-1} p^4(1-p)^4 \\ &= O(m^3 p^2 + m^5 p^4 + m^4 p^3). \end{aligned}$$

The second term is obviously of the smaller order of the first term. For the third term,

$$\begin{aligned}
& \sum_{l=m+2}^n \mathbb{E} \left(\sum_{i=1}^m \sum_{j=m+1}^{l-1} W_{(i,j,l)} \right)^4 \\
& \leq \sum_{l=m+2}^n \sum_{\tau \in \mathcal{T}_{m,l-1}} N_{(\tau,\tau,\tau,\tau,l)} + \binom{4}{2} \sum_{l=m+2}^n \sum_{\{\tau_1, \tau_2 \in \mathcal{T}_{m,l-1} : \tau_1 \neq \tau_2\}} N_{(\tau_1, \tau_1, \tau_2, \tau_2, l)} \\
& \leq \sum_{l=m+2}^n \sum_{\tau \in \mathcal{T}_{m,l-1}} 54(p(1-p)^4 + (1-p)p^4)^2 + 6 \sum_{l=m+2}^n \sum_{\tau_1 \in \mathcal{T}_{m,l-1}} \sum_{\{\tau_2 \in \mathcal{T}_{m,l-1} : \tau_2 \cap \tau_1 = \emptyset\}} 9p^4(1-p)^4 \\
& \quad + 6 \sum_{l=m+2}^n \sum_{(i,j) \in \mathcal{T}_{m,l-1}} \sum_{\{i' \in [m] : i' \neq i, j\}} 10[p(1-p)^4 + (1-p)p^4]p^2(1-p)^2 \\
& \quad + 6 \sum_{l=m+2}^n \sum_{(i,j) \in \mathcal{T}_{m,l-1}} \sum_{\{j' \in [l-1] : j' \neq i, j\}} 10[p(1-p)^4 + (1-p)p^4]p^2(1-p)^2 \\
& = O(n^2mp^2 + n^3m^2p^4 + n^3mp^3).
\end{aligned}$$

For the fourth term, similar to the previous calculation, we get

$$\begin{aligned}
& \sum_{l=m+2}^n \mathbb{E} \left(\sum_{1 \leq i < j \leq m} W_{(i,j,l)} \right)^4 \\
& \leq n \sum_{\tau \in \mathcal{T}_m} 54(p(1-p)^4 + (1-p)p^4)^2 + 6n \sum_{\tau_1 \in \mathcal{T}_m} \sum_{\{\tau_2 \in \mathcal{T}_m : \tau_2 \cap \tau_1 = \emptyset\}} 9p^4(1-p)^4 \\
& \quad + 6n \sum_{(i,j) \in \mathcal{T}_m} \sum_{\{i' \in [m] : i' \neq i, j\}} 10[p(1-p)^4 + (1-p)p^4]p^2(1-p)^2 \\
& \quad + 6n \sum_{(i,j) \in \mathcal{T}_m} \sum_{\{j' \in [m] : j' \neq i, j\}} 10[p(1-p)^4 + (1-p)p^4]p^2(1-p)^2 \\
& \quad + 24n \sum_{1 \leq i < j < k \leq m} p^3(1-p)^3(1+2p) + 24n \sum_{1 \leq i < j < k < h \leq m} p^4(1-p)^4 \\
& = O(nm^2p^2 + nm^4p^4 + nm^3p^3).
\end{aligned}$$

Combining the bounds above, we get

$$\sum_{l=1}^n \mathbb{E} \left(\sum_{\lambda \in \Delta_{n,l}} W_\lambda - \sum_{\lambda \in \Delta_{n,l-1}} W_\lambda \right)^4 = O(n^2mp^2 + n^3m^2p^4 + n^3mp^3),$$

which directly implies

$$\sum_{l=1}^n \mathbb{E} \left(\frac{\sum_{\lambda \in \Delta_{n,l}} W_\lambda - \sum_{\lambda \in \Delta_{n,l-1}} W_\lambda}{\frac{m(n-1)(n-2)}{2} \sqrt{\frac{3p^2(1-p)^2}{f(n,m)}}} \right)^4 = O \left(\frac{1}{p^2mn^2} + \frac{1}{n} + \frac{1}{pmn} \right).$$

Therefore, (6.17) also holds when $p^3mn^2 \rightarrow \infty$. The conclusions of (6.16) and (6.17) imply that Lindeberg's condition holds. Thus, we have derived the desired asymptotic distribution conditioning on $\mathcal{M} = [m]$ by applying Theorem 6.2. It is easy to see that the conditional limit holds for any realization of \mathcal{M} . Therefore, we have proved Theorem 6.1. \square

Now we are ready to give proofs of Theorem 2.2, Corollary 2.3, Theorem 4.1 and Theorem 4.4.

Proof of Theorem 2.2. When $m = n$, Theorem 6.1 reduces to

$$\begin{pmatrix} \sqrt{\frac{\binom{n}{3}}{p^3(1-p)^3}} R_3 \\ \sqrt{\frac{\binom{n}{3}}{3p^2(1-p)^2}} R_2 \end{pmatrix} \rightsquigarrow N \left(\begin{pmatrix} 0 \\ 0 \end{pmatrix}, \begin{pmatrix} 1 & 0 \\ 0 & 1 \end{pmatrix} \right),$$

when $(1-p)^{-1} = O(1)$ and $np \rightarrow \infty$. Note the representations (6.36), (6.37) that will be stated in the proof of Proposition 2.1. Then, (6.36), (6.37) and Slutsky's theorem imply the desired result. \square

Proof of Corollary 2.3. This is a direct implication of Theorem 2.2 by applying Slutsky's theorem. \square

Proof of Theorem 3.1. It is sufficient to prove $T^2 = O_P(1)$ under the null distribution. By the definition of T^2 and the fact that $(\hat{p} - p)^2 = O_P(pn^{-2})$, it suffices to prove $n^3 T_3^2 / p^3 = O_P(1)$ and $n^3 T_2^2 / p^2 = O_P(1)$ under the condition $n^2 p \rightarrow \infty$, respectively. In view of the representations (6.36) and (6.37), we only need to show

$$\frac{n^3 R_3^2}{p^3} = O_P(1), \quad \frac{n^3 R_2^2}{p^2} = O_P(1), \quad \text{and} \quad \frac{n^3 (\hat{p} - p)^4}{p^2} = O_P(1). \quad (6.28)$$

Using (6.9) and (6.10), it is easy to check that (6.28) holds. \square

Proof of Theorem 4.1. Similar to (6.36) and (6.37), we have

$$\begin{aligned} T_3^{\mathcal{M}} &= -R_3^{\mathcal{M}} - pR_2^{\mathcal{M}} + (\hat{p}^{\mathcal{M}} - p)^2(2p + \hat{p}^{\mathcal{M}}), \\ T_2^{\mathcal{M}} &= 3R_3^{\mathcal{M}} - (1 - 3p)R_2^{\mathcal{M}} + 3(1 - 2p - \hat{p}^{\mathcal{M}})(\hat{p}^{\mathcal{M}} - p)^2. \end{aligned}$$

Since $\mathbb{E}(\hat{p}^{\mathcal{M}} - p)^2 = O\left(\frac{p}{mn}\right)$, the third terms in the expansions of both $T_3^{\mathcal{M}}$ and $T_2^{\mathcal{M}}$ are negligible when $p^3 mn^2 \rightarrow \infty$ and $m \rightarrow \infty$. Therefore, Slutsky's theorem implies the desired result. \square

Proof of Theorem 4.4. We first observe the decomposition

$$\begin{aligned} T_3^{\Delta} &= -R_3^{\Delta} - pR_2^{\Delta} + (\hat{p}^{\Delta} - p)^2(2p + \hat{p}^{\Delta}), \\ T_2^{\Delta} &= 3R_3^{\Delta} - (1 - 3p)R_2^{\Delta} + 3(1 - 2p - \hat{p}^{\Delta})(\hat{p}^{\Delta} - p)^2. \end{aligned}$$

The variance has decomposition

$$\begin{aligned} \mathbb{E}(\hat{p}^{\Delta} - p)^2 &= \mathbb{E}\text{Var}(\hat{p}^{\Delta}|A) + \text{Var}(\mathbb{E}(\hat{p}^{\Delta}|A)), \\ \text{Var}(R_3^{\Delta}) &= \mathbb{E}\text{Var}(R_3^{\Delta}|A) + \text{Var}(\mathbb{E}(R_3^{\Delta}|A)), \\ \text{Var}(R_2^{\Delta}) &= \mathbb{E}\text{Var}(R_2^{\Delta}|A) + \text{Var}(\mathbb{E}(R_2^{\Delta}|A)). \end{aligned}$$

Note that $\mathbb{E}(\hat{p}^\Delta|A) = \hat{p}$, $\mathbb{E}(R_3^\Delta|A) = R_3$ and $\mathbb{E}(R_2^\Delta|A) = R_2$. Thus,

$$\text{Var}(\mathbb{E}(\hat{p}^\Delta|A)) = O\left(\frac{p}{n^2}\right), \quad \text{Var}(\mathbb{E}(R_3^\Delta|A)) = \frac{p^3(1-p)^3}{\binom{n}{3}}, \quad \text{Var}(\mathbb{E}(R_2^\Delta|A)) = \frac{3p^2(1-p)^2}{\binom{n}{3}}.$$

Define i.i.d. random variables $\lambda_1, \dots, \lambda_{|\Delta|}$, each of which takes an element of $\{(i, j, k) : 1 \leq i < j < k \leq n\}$ with probability $1/\binom{n}{3}$. Then, we can write

$$\hat{p}^\Delta = \frac{1}{|\Delta|} \sum_{h=1}^{|\Delta|} E_{\lambda_h}, \quad R_3^\Delta = \frac{1}{|\Delta|} \sum_{h=1}^{|\Delta|} Y_{\lambda_h}, \quad R_2^\Delta = \frac{1}{|\Delta|} \sum_{h=1}^{|\Delta|} W_{\lambda_h},$$

where $E_\lambda = (A_{ij} + A_{ik} + A_{jk})/3$ for $\lambda = (i, j, k)$, and the definitions of Y_λ and W_λ are given by (6.2) and (6.3). We calculate expected the conditional variance.

$$\begin{aligned} \mathbb{E}\text{Var}(E_{\lambda_h}|A) &= \mathbb{E}\left(\mathbb{E}(E_{\lambda_h}^2|A) - \mathbb{E}(E_{\lambda_h}|A)^2\right) \\ &= O(p), \end{aligned}$$

$$\begin{aligned} \mathbb{E}\text{Var}(Y_{\lambda_h}|A) &= \mathbb{E}\left(\mathbb{E}(Y_{\lambda_h}^2|A) - \mathbb{E}(Y_{\lambda_h}|A)^2\right) \\ &= \mathbb{E}\left(\left(\frac{1}{\binom{n}{3}} \sum_{1 \leq i < j < k \leq n} Y_{(i,j,k)}^2 - \left(\frac{1}{\binom{n}{3}} \sum_{1 \leq i < j < k \leq n} Y_{(i,j,k)}\right)^2\right)\right) \\ &= p^3(1-p)^3 \left(1 - \frac{1}{\binom{n}{3}}\right), \end{aligned}$$

where the last equality is due to (6.9). The term $\mathbb{E}\text{Var}(W_{\lambda_h}|A)$ can be calculated in a similar way suing (6.10).

$$\begin{aligned} \mathbb{E}\text{Var}(W_{\lambda_h}|A) &= \mathbb{E}\left(\mathbb{E}(W_{\lambda_h}^2|A) - \mathbb{E}(W_{\lambda_h}|A)^2\right) \\ &= \mathbb{E}\left(\left(\frac{1}{\binom{n}{3}} \sum_{1 \leq i < j < k \leq n} W_{(i,j,k)}^2 - \left(\frac{1}{\binom{n}{3}} \sum_{1 \leq i < j < k \leq n} W_{(i,j,k)}\right)^2\right)\right) \\ &= 3p^2(1-p)^2 \left(1 - \frac{1}{\binom{n}{3}}\right). \end{aligned}$$

By the variance decomposition above, we have

$$\begin{aligned} \mathbb{E}(\hat{p}^\Delta - p)^2 &= O\left(\frac{p}{n^2} + \frac{p}{|\Delta|}\right), \\ \text{Var}(R_3^\Delta) &= (1 + o(1)) \left(\frac{1}{\binom{n}{3}} + \frac{1}{|\Delta|}\right) p^3(1-p)^3, \\ \text{Var}(R_2^\Delta) &= (1 + o(1)) \left(\frac{1}{\binom{n}{3}} + \frac{1}{|\Delta|}\right) 3p^2(1-p)^2. \end{aligned}$$

Therefore, as long as $|\Delta|^2 p \rightarrow \infty$, we have

$$\frac{T_3^\Delta}{-R_3^\Delta - pR_2^\Delta} = 1 + o_P(1), \quad (6.29)$$

$$\frac{T_2^\Delta}{3R_3^\Delta - (1-3p)R_2^\Delta} = 1 + o_P(1). \quad (6.30)$$

Thus, it is sufficient to derive the joint asymptotic distribution of (R_3^Δ, R_2^Δ) . We first study the conditional distribution given A . Note that

$$\text{Var}(Y_{\lambda_h} | A) = \frac{1}{\binom{n}{3}} \sum_{1 \leq i < j < k \leq n} Y_{(i,j,k)}^2 - \left(\frac{1}{\binom{n}{3}} \sum_{1 \leq i < j < k \leq n} Y_{(i,j,k)} \right)^2.$$

We need to show that $\text{Var}(Y_{\lambda_h} | A)$ concentrates on its expected value. We will use the following property

$$\mathbb{E}(Y_\lambda^2 - p^3(1-p)^3)(Y_{\lambda'}^2 - p^3(1-p)^3) = \begin{cases} O(p^3), & \lambda = \lambda', \\ O(p^5), & |\lambda \cap \lambda'| = 1, \\ 0, & \text{otherwise.} \end{cases} \quad (6.31)$$

Note

$$\mathbb{E} \left(\frac{1}{\binom{n}{3}} \sum_{1 \leq i < j < k \leq n} Y_{(i,j,k)} \right)^2 = O\left(\frac{p^3}{n^3}\right),$$

and

$$\begin{aligned} & \text{Var} \left(\frac{1}{\binom{n}{3}} \sum_{1 \leq i < j < k \leq n} Y_{(i,j,k)}^2 \right) \\ &= \frac{1}{\binom{n}{3}^2} \sum_{1 \leq i < j < k \leq n} \sum_{1 \leq i' < j' < k' \leq n} \mathbb{E} (Y_{(i,j,k)}^2 - p^3(1-p)^3) (Y_{(i',j',k')}^2 - p^3(1-p)^3) \\ &\leq \frac{1}{\binom{n}{3}^2} \sum_{1 \leq i < j < k \leq n} \mathbb{E} (Y_{(i,j,k)}^2 - p^3(1-p)^3)^2 \\ &\quad + \frac{2}{\binom{n}{3}^2} \sum_{1 \leq i < j < k \leq n} \sum_{\{1 \in [n]: l \neq i, j, k\}} \mathbb{E} (Y_{(i,j,k)}^2 - p^3(1-p)^3) (Y_{(i,j,l)}^2 - p^3(1-p)^3) \\ &\quad + \frac{2}{\binom{n}{3}^2} \sum_{1 \leq i < j < k \leq n} \sum_{\{1 \in [n]: l \neq i, j, k\}} \mathbb{E} (Y_{(i,j,k)}^2 - p^3(1-p)^3) (Y_{(l,j,k)}^2 - p^3(1-p)^3) \\ &\quad + \frac{2}{\binom{n}{3}^2} \sum_{1 \leq i < j < k \leq n} \sum_{\{1 \in [n]: l \neq i, j, k\}} \mathbb{E} (Y_{(i,j,k)}^2 - p^3(1-p)^3) (Y_{(i,l,k)}^2 - p^3(1-p)^3) \\ &= O\left(\frac{p^3}{n^3} + \frac{p^5}{n^2}\right), \end{aligned}$$

where the last equality is due to (6.31). Compared with the order of $\mathbb{E}\text{Var}(Y_{\lambda_h} | A)$, when $np \rightarrow \infty$, we have

$$\text{Var}(Y_{\lambda_h} | A) = (1 + o_P(1))p^3(1-p)^3.$$

Now we study

$$\text{Var}(W_{\lambda_h}|A) = \frac{1}{\binom{n}{3}} \sum_{1 \leq i < j < k \leq n} W_{(i,j,k)}^2 - \left(\frac{1}{\binom{n}{3}} \sum_{1 \leq i < j < k \leq n} W_{(i,j,k)} \right)^2.$$

We have the following property

$$\mathbb{E}(W_{\lambda}^2 - 3p^2(1-p)^2)(W_{\lambda'}^2 - 3p^2(1-p)^2) = \begin{cases} O(p^2), & \lambda = \lambda', \\ O(p^3), & |\lambda \cap \lambda'| = 1, \\ 0, & \text{otherwise.} \end{cases} \quad (6.32)$$

Since

$$\mathbb{E} \left(\frac{1}{\binom{n}{3}} \sum_{1 \leq i < j < k \leq n} W_{(i,j,k)} \right)^2 = O \left(\frac{p^2}{n^3} \right),$$

and

$$\begin{aligned} & \text{Var} \left(\frac{1}{\binom{n}{3}} \sum_{1 \leq i < j < k \leq n} W_{(i,j,k)}^2 \right) \\ &= \frac{1}{\binom{n}{3}^2} \sum_{1 \leq i < j < k \leq n} \sum_{1 \leq i' < j' < k' \leq n} \mathbb{E} (W_{(i,j,k)}^2 - 3p^2(1-p)^2) (W_{(i',j',k')}^2 - 3p^2(1-p)^2) \\ &\leq \frac{1}{\binom{n}{3}^2} \sum_{1 \leq i < j < k \leq n} \mathbb{E} (W_{(i,j,k)}^2 - 3p^2(1-p)^2)^2 \\ &\quad + \frac{2}{\binom{n}{3}^2} \sum_{1 \leq i < j < k \leq n} \sum_{\{1 \in [n]: l \neq i, j, k\}} \mathbb{E} (W_{(i,j,k)}^2 - 3p^2(1-p)^2) (W_{(i,j,l)}^2 - 3p^2(1-p)^2) \\ &\quad + \frac{2}{\binom{n}{3}^2} \sum_{1 \leq i < j < k \leq n} \sum_{\{1 \in [n]: l \neq i, j, k\}} \mathbb{E} (W_{(i,j,k)}^2 - 3p^2(1-p)^2) (W_{(l,j,k)}^2 - 3p^2(1-p)^2) \\ &\quad + \frac{2}{\binom{n}{3}^2} \sum_{1 \leq i < j < k \leq n} \sum_{\{1 \in [n]: l \neq i, j, k\}} \mathbb{E} (W_{(i,j,k)}^2 - 3p^2(1-p)^2) (W_{(i,l,k)}^2 - 3p^2(1-p)^2) \\ &= O \left(\frac{p^2}{n^3} + \frac{p^3}{n^2} \right), \end{aligned}$$

where the last equality is due to (6.32). When $np \rightarrow \infty$, we have

$$\text{Var}(W_{\lambda_h}|A) = (1 + o_P(1))3p^2(1-p)^2.$$

We also need to study the conditional covariance between R_3^Δ and R_2^Δ . We need the following property

$$\mathbb{E}Y_\lambda W_\lambda Y_{\lambda'} W_{\lambda'} = \begin{cases} O(p^3), & \lambda = \lambda', \\ O(p^5), & |\lambda \cap \lambda'| = 1, \\ 0, & \text{otherwise.} \end{cases} \quad (6.33)$$

Note that

$$\begin{aligned}
& \text{Cov}(Y_{\lambda_h}, W_{\lambda_h} | A) \\
&= \mathbb{E}(Y_{\lambda_h} W_{\lambda_h} | A) - \mathbb{E}(Y_{\lambda_h} | A) \mathbb{E}(W_{\lambda_h} | A) \\
&= \frac{1}{\binom{n}{3}} \sum_{1 \leq i < j < k \leq n} Y_{(i,j,k)} W_{(i,j,k)} - \left(\frac{1}{\binom{n}{3}} \sum_{1 \leq i < j < k \leq n} Y_{(i,j,k)} \right) \left(\frac{1}{\binom{n}{3}} \sum_{1 \leq i < j < k \leq n} W_{(i,j,k)} \right).
\end{aligned}$$

Thus, $\mathbb{E} \text{Cov}(Y_{\lambda_h}, W_{\lambda_h} | A) = 0$ in view of (6.7). Since

$$\left(\frac{1}{\binom{n}{3}} \sum_{1 \leq i < j < k \leq n} Y_{(i,j,k)} \right) \left(\frac{1}{\binom{n}{3}} \sum_{1 \leq i < j < k \leq n} W_{(i,j,k)} \right) = O_P \left(\frac{p^{5/2}}{n^3} \right),$$

and

$$\begin{aligned}
& \text{Var} \left(\frac{1}{\binom{n}{3}} \sum_{1 \leq i < j < k \leq n} Y_{(i,j,k)} W_{(i,j,k)} \right) \\
&= \frac{1}{\binom{n}{3}^2} \sum_{1 \leq i < j < k \leq n} \sum_{1 \leq i' < j' < k' \leq n} \mathbb{E} Y_{(i,j,k)} W_{(i,j,k)} Y_{(i',j',k')} W_{(i',j',k')} \\
&\leq \frac{1}{\binom{n}{3}^2} \sum_{1 \leq i < j < k \leq n} \mathbb{E} Y_{(i,j,k)}^2 W_{(i,j,k)}^2 \\
&\quad + \frac{2}{\binom{n}{3}^2} \sum_{1 \leq i < j < k \leq n} \sum_{\{1 \in [n] : l \neq i, j, k\}} \mathbb{E} Y_{(i,j,k)} W_{(i,j,k)} Y_{(i,j,l)} W_{(i,j,l)} \\
&\quad + \frac{2}{\binom{n}{3}^2} \sum_{1 \leq i < j < k \leq n} \sum_{\{1 \in [n] : l \neq i, j, k\}} \mathbb{E} Y_{(i,j,k)} W_{(i,j,k)} Y_{(i,l,k)} W_{(i,l,k)} \\
&\quad + \frac{2}{\binom{n}{3}^2} \sum_{1 \leq i < j < k \leq n} \sum_{\{1 \in [n] : l \neq i, j, k\}} \mathbb{E} Y_{(i,j,k)} W_{(i,j,k)} Y_{(l,j,k)} W_{(l,j,k)} \\
&= O \left(\frac{p^3}{n^3} + \frac{p^5}{n^2} \right).
\end{aligned}$$

Therefore, $\text{Cov}(Y_{\lambda_h}, W_{\lambda_h} | A) = O_P \left(\sqrt{\frac{p^3}{n^3} + \frac{p^5}{n^2}} \right)$. We are ready to show that

$$t_1 \sqrt{\frac{|\Delta|}{p^3(1-p)^3}} (R_3^\Delta - R_3) + t_2 \sqrt{\frac{|\Delta|}{3p^2(1-p)^2}} (R_2^\Delta - R_2) \Big| A \rightsquigarrow N(0, 1), \quad (6.34)$$

for any fixed t_1 and t_2 that satisfy $t_1^2 + t_2^2 = 1$. With the previous calculations for $\text{Var}(Y_{\lambda_h} | A)$, $\text{Var}(W_{\lambda_h} | A)$ and $\text{Cov}(Y_{\lambda_h}, W_{\lambda_h} | A)$, we have

$$\text{Var} \left(t_1 \sqrt{\frac{|\Delta|}{p^3(1-p)^3}} R_3^\Delta + t_2 \sqrt{\frac{|\Delta|}{3p^2(1-p)^2}} R_2^\Delta \Big| A \right) = 1 + o_P(1),$$

as long as $np \rightarrow \infty$. Therefore, in order that (6.34) holds, it is sufficient to establish Lyapunov's condition,

$$\begin{aligned}
& \frac{1}{|\Delta|^2} \sum_{h=1}^{|\Delta|} \mathbb{E} \left(\frac{Y_{\lambda_h}}{p^{3/2}} + \frac{W_{\lambda_h}}{p} \right)^4 \\
& \leq \frac{8\mathbb{E}|Y_{\lambda_h}|^4}{p^6|\Delta|} + \frac{8|W_{\lambda_h}|^4}{p^4|\Delta|} \\
& = O \left(\frac{1}{|\Delta|p^3} + \frac{1}{|\Delta|p^2} \right) \\
& = o(1),
\end{aligned}$$

as long as $|\Delta|p^3 \rightarrow \infty$. Therefore, (6.34) holds under the conditions $(n^3 + |\Delta|)p^3 \rightarrow \infty$. Combining with the joint asymptotic distribution of (R_3, R_2) , we obtain the unconditional asymptotic distribution of (R_3^Δ, R_2^Δ) . The final result is a consequence of (6.29) and (6.30). \square

6.2. Proofs of power analysis

This section gives proofs of Theorem 3.2, Theorem 3.4, Theorem 3.6, Theorem 3.8, Theorem 4.3 and Theorem 4.6. We first state an auxiliary lemma. Recall the definition of \hat{p} in (2.2). We also define

$$\bar{p} = \frac{1}{\binom{n}{2}} \sum_{1 \leq i < j \leq n} p_{ij}, \quad \hat{q} = \frac{1}{\binom{n}{3}} \sum_{1 \leq i < j < k \leq n} A_{ij}A_{ik}A_{jk}, \quad \bar{q} = \frac{1}{\binom{n}{3}} \sum_{1 \leq i < j < k \leq n} p_{ij}p_{ik}p_{jk}.$$

Consider the model where $A_{ij} \sim \text{Bernoulli}(p_{ij})$ independently for all $1 \leq i < j \leq n$. The following lemma establishes error bounds for \hat{p}^3 and \hat{q} .

Lemma 6.3. *We have*

$$|\hat{p}^3 - \bar{p}^3| = O_P \left(\frac{\rho^{5/2}}{n} + \frac{\rho^2}{n^2} + \frac{\rho^{3/2}}{n^3} \right),$$

and

$$|\hat{q} - \bar{q}| = O_P \left(\frac{\rho^{5/2}}{n} + \frac{\rho^{3/2}}{n^{3/2}} \right),$$

where $\rho = \max_{1 \leq i < j \leq n} p_{ij}$.

Lemma 6.3 will be proved in Section 6.4. Now we are ready to state the proofs of Theorem 3.2, Theorem 3.4 and Theorem 3.6.

Proof of Theorem 3.2. In order to show that power converges to 1, it is sufficient to prove

$$\frac{n^3 T_3^2}{(a+b)^3} \rightarrow \infty, \tag{6.35}$$

in probability under the alternative distribution. This is because

$$\mathbb{P}(T^2 > C_\alpha) \geq \mathbb{P}\left(\binom{n}{3} \frac{T_3^2}{\hat{p}^3(1-\hat{p})^3 + 3\hat{p}^4(1-\hat{p})^2} > C_\alpha\right),$$

which converges to 1 if (6.35) holds when $n^2(a+b) \rightarrow \infty$. Note that

$$T_3^2 \geq \frac{1}{2}(\bar{p}^3 - \bar{q})^2 - 2(\hat{p}^3 - \bar{p}^3)^2 - 2(\hat{q} - \bar{q})^2.$$

The orders of $(\hat{p}^3 - \bar{p}^3)^2$ and $(\hat{q} - \bar{q})^2$ are controlled by $O_P\left(\frac{(a+b)^5}{n^2} + \frac{(a+b)^3}{n^3}\right)$ according to Lemma 6.3. Now we study $(\bar{p}^3 - \bar{q})^2$. Let n_1 and n_2 be the sizes of the two communities, respectively. Then, define $\gamma = n_1/n$ and $1 - \gamma = n_2/n$. Define

$$\bar{q}(a, b) = [\gamma^3 + (1 - \gamma)^3]a^3 + [3\gamma^2(1 - \gamma) + 3(1 - \gamma)^2\gamma]ab^2,$$

and

$$\bar{p}(a, b) = a + 2\gamma(1 - \gamma)(b - a).$$

Then, we have the bounds

$$|\bar{p}(a, b)^3 - \bar{p}^3| = O\left(\frac{(a+b)^3}{n}\right), \quad \text{and} \quad |\bar{q}(a, b) - \bar{q}| = O\left(\frac{(a+b)^3}{n}\right).$$

Finally, we study the difference $\bar{q}(a, b) - \bar{p}(a, b)^3$. Define $\delta(a, b) = \bar{q}(a, b) - \bar{p}^3(a, b)$. Similarly, we can define $\bar{q}(b, a)$, $\bar{p}^3(b, a)$ and $\delta(b, a)$. Note that

$$\begin{aligned} \bar{q}(a, b) + \bar{q}(b, a) &= [b + \gamma(a - b)]^3 + [a + \gamma(b - a)]^3, \\ \bar{q}(a, b) - \bar{q}(b, a) &= [\gamma(a + b) - b]^3 + [a - \gamma(a + b)]^3, \\ \bar{p}^3(a, b) + \bar{p}^3(b, a) &= [a + 2\gamma(1 - \gamma)(b - a)]^3 + [b + 2\gamma(1 - \gamma)(a - b)]^3, \\ \bar{p}^3(a, b) - \bar{p}^3(b, a) &= [a + 2\gamma(1 - \gamma)(b - a)]^3 - [b + 2\gamma(1 - \gamma)(a - b)]^3. \end{aligned}$$

Therefore,

$$\begin{aligned} &\delta(a, b) + \delta(b, a) \\ &= \bar{q}(a, b) + \bar{q}(b, a) - [\bar{p}^3(a, b) + \bar{p}^3(b, a)] \\ &= \gamma^3[1 - 8(1 - \gamma)^3](b - a)^3 + 3\gamma[1 - 2(1 - \gamma)]a^2(b - a) + 3\gamma^2[1 - 4(1 - \gamma)^2]a(b - a)^2 \\ &\quad + \gamma^3[1 - 8(1 - \gamma)^3](a - b)^3 + 3\gamma[1 - 2(1 - \gamma)]b^2(a - b) + 3\gamma^2[1 - 4(1 - \gamma)^2]b(a - b)^2 \\ &= 3\gamma(1 - \gamma)[1 - 4\gamma(1 - \gamma)](a + b)(a - b)^2, \end{aligned}$$

and

$$\begin{aligned} &\delta(a, b) - \delta(b, a) \\ &= \bar{q}(a, b) - \bar{q}(b, a) - [\bar{p}^3(a, b) - \bar{p}^3(b, a)] \\ &= [3\gamma(1 - \gamma) - 12\gamma^2(1 - \gamma)^2 + 16\gamma^3(1 - \gamma)^3](a - b)^3. \end{aligned}$$

This gives the equation

$$\delta(a, b) = \frac{3\gamma(1-\gamma)[1-4\gamma(1-\gamma)](a+b)(a-b)^2}{2} + \frac{[3\gamma(1-\gamma) - 12\gamma^2(1-\gamma)^2 + 16\gamma^3(1-\gamma)^3](a-b)^3}{2}.$$

Therefore, under the assumption that $a + b = O(n^{-1/2})$, a sufficient condition for (6.35) is $\frac{n(a-b)^2}{a+b} \rightarrow \infty$. \square

Proof of Theorem 3.4. The proof is similar to that of Theorem 3.2. The only difference is the analysis of $(\bar{p}^3 - \bar{q})^2$. Define

$$\bar{p}^* = \frac{1}{k}a + \frac{k-1}{k}b, \quad \bar{q}^* = \frac{1}{k^2}a^3 + \frac{3(k-1)}{k^2}ab^2 + \frac{(k-1)(k-2)}{k^2}b^3.$$

Then, it is easy to see that

$$\left| (\bar{p}^*)^3 - \bar{p}^3 \right| = O\left(\frac{(a+b)^3}{n}\right), \quad |\bar{q}^* - \bar{q}| = O\left(\frac{(a+b)^3}{n}\right).$$

Since

$$\bar{q}^* - (\bar{p}^*)^3 = \frac{k-1}{k^3}(a-b)^3.$$

A sufficient condition is $a + b = O(n^{-1/2})$ and $\frac{n(a-b)^2}{k^{4/3}(a+b)} \rightarrow \infty$. \square

Proof of Theorem 3.6. Similar to the proof of Theorem 3.2, we need to show $\frac{n^3 T_3^2}{\hat{p}^3} \rightarrow \infty$ in probability under the alternative distribution. Under the assumption $n^2 \rho \rightarrow \infty$, it is sufficient to show $\frac{n^3 T_3^2}{\rho^3} \rightarrow \infty$. Note that

$$T_3^2 \geq \frac{1}{2}(\bar{p}^3 - \bar{q})^2 - 2(\hat{p}^3 - \bar{p}^3)^2 - 2(\hat{q} - \bar{q})^2.$$

The orders of $(\hat{p}^3 - \bar{p}^3)^2$ and $(\hat{q} - \bar{q})^2$ are controlled by $O_P\left(\frac{\rho^5}{n^2} + \frac{\rho^3}{n^3}\right)$ according to Lemma 6.3. Now we study $(\bar{p}^3 - \bar{q})^2$. Note that

$$\left| \bar{p}^3 - \left(\frac{1}{n} \sum_{i=1}^n \theta_i\right)^3 \right| = O\left(\frac{\rho^3}{n}\right), \quad \text{and} \quad \left| \bar{q} - \left(\frac{1}{n} \sum_{i=1}^n \theta_i^2\right)^3 \right| = O\left(\frac{\rho^3}{n}\right).$$

Hence, a sufficient condition is $\frac{\delta^2}{\frac{\rho^3}{n^3} + \frac{\rho^5}{n^2}} \rightarrow \infty$. \square

Before proving Theorem 3.8, we need another lemma that bounds the error of \hat{p}^3 and \hat{q} under the graphon model. Define

$$\tilde{p} = \frac{1}{\binom{n}{2}} \sum_{1 \leq i < j \leq n} \mathbb{E} [g(\xi_i)^T g(\xi_j)], \quad \tilde{q} = \frac{1}{\binom{n}{3}} \sum_{1 \leq i < j < k \leq n} \mathbb{E} [g(\xi_i)^T g(\xi_j) g(\xi_i)^T g(\xi_k) g(\xi_j)^T g(\xi_k)],$$

where $g(\xi_i)$ is understood as the vector $(g_1(\xi_{i1}), \dots, g_r(\xi_{ir}))^T$.

Lemma 6.4. *We have*

$$|\hat{p}^3 - \tilde{p}^3| = O_P \left(\frac{\|g\|_\infty^6}{\sqrt{n}} + \frac{\|g\|_\infty^5}{n} + \frac{\|g\|_\infty^4}{n^2} + \frac{\|g\|_\infty^3}{n^3} \right),$$

and

$$|\hat{q} - \tilde{q}| = O_P \left(\frac{\|g\|_\infty^6}{\sqrt{n}} + \frac{\|g\|_\infty^5}{n} + \frac{\|g\|_\infty^3}{n^{3/2}} \right),$$

where $\|g\|_\infty = \sqrt{\sum_{l=1}^r \|g_l\|_\infty^2}$.

The proof of Lemma 6.4 will be given in Section 6.4. Now we are ready to state the proof of Theorem 3.8.

Proof of Theorem 3.8. Again, under the condition $n^2\rho \rightarrow \infty$, it is sufficient to show that $n^3T_3^2/\rho^3 \rightarrow \infty$. Note that

$$T_3^2 \geq \frac{1}{2}(\bar{p}^3 - \bar{q})^2 - 2(\hat{p}^3 - \bar{p}^3)^2 - 2(\hat{q} - \bar{q})^2.$$

The orders of $(\hat{p}^3 - \bar{p}^3)^2$ and $(\hat{q} - \bar{q})^2$ are controlled by $O_P \left(\frac{\rho^6}{n} + \frac{\rho^5}{n^2} + \frac{\rho^3}{n^3} \right)$ according to Lemma 6.4. Now we study $(\tilde{p}^3 - \bar{q})^2$. Note that

$$|\tilde{p}^3 - \|\mathbb{E}g(\xi)\|^6| = O \left(\frac{\rho^3}{n} \right), \quad \text{and} \quad |\tilde{q} - \text{Tr}[(\mathbb{E}g(\xi)g(\xi)^T)^3]| = O \left(\frac{\rho^3}{n} \right).$$

Hence, a sufficient condition is $\frac{\delta^2}{\frac{\rho^6}{n} + \frac{\rho^5}{n^2} + \frac{\rho^3}{n^3}} \rightarrow \infty$. □

The proof of Theorem 4.3 requires the following two lemmas.

Lemma 6.5. *We have*

$$|(\hat{p}^{\mathcal{M}})^3 - \bar{p}^3| = O_P \left(\frac{\rho^{3/2}}{(mn)^{3/2}} + \frac{\rho^2}{mn} + \frac{\rho^{5/2}}{(mn)^{1/2}} + \frac{\rho^3}{m^{1/2}} \right),$$

and

$$|\hat{q}^{\mathcal{M}} - \bar{q}| = O_P \left(\frac{\rho^3}{m^{1/2}} + \frac{\rho^{5/2}}{(mn)^{1/2}} + \frac{\rho^{3/2}}{m^{1/2}n} \right),$$

where $\rho = \max_{1 \leq i < j \leq n} p_{ij}$.

Lemma 6.6. *We have*

$$|(\hat{p}^{\mathcal{M}})^3 - \tilde{p}^3| = O_P \left(\frac{\|g\|_\infty^3}{(mn)^{3/2}} + \frac{\|g\|_\infty^4}{mn} + \frac{\|g\|_\infty^5}{(mn)^{1/2}} + \frac{\|g\|_\infty^6}{m^{1/2}} \right),$$

and

$$|\hat{q}^{\mathcal{M}} - \tilde{q}| = O_P \left(\frac{\|g\|_\infty^6}{m^{1/2}} + \frac{\|g\|_\infty^5}{(mn)^{1/2}} + \frac{\|g\|_\infty^3}{m^{1/2}n} \right),$$

where $\|g\|_\infty = \sqrt{\sum_{l=1}^r \|g_l\|_\infty^2}$.

The proofs of the two lemmas will be proved in Section 6.4.

Proof of Theorem 4.3. The consistency of the Type-I error is an immediate consequence of Corollary 4.2. To see the power under a stochastic block model or a configuration model, we use the same argument in the proofs of Theorem 3.2, Theorem 3.4 and Theorem 3.6. The only difference is that by Lemma 6.5, the error $|(\widehat{p}^M)^3 - \bar{p}^3|^2 + |\widehat{q}^M - \bar{q}|^2$ is bounded by $O\left(\frac{\rho^6}{m} + \frac{\rho^3}{mn^2}\right)$ under the assumption that $n\rho \rightarrow \infty$. Depending on whether $\rho = O(n^{-2/3})$ or not, either $\frac{\rho^3}{mn^2}$ or $\frac{\rho^6}{m}$ dominates the error. For the power under a low-rank latent variable model, we use the same argument in the proof of Theorem 3.8. Note that when $n\rho \rightarrow \infty$, the error $|(\widehat{p}^M)^3 - \tilde{p}^3|^2 + |\widehat{q}^M - \tilde{q}|^2$ is bounded by $O\left(\frac{\rho^6}{m} + \frac{\rho^3}{mn^2}\right)$, with $\|g\|_\infty^2 \leq \rho$. This completes the proof. \square

The proof of of Theorem 4.6 requires the following two lemmas.

Lemma 6.7. *We have*

$$|(\widehat{p}^\Delta)^3 - \bar{p}^3| = O_P\left(\frac{\rho^{5/2}}{n} + \frac{\rho^2}{n^2} + \frac{\rho^{3/2}}{n^3} + \frac{\rho^{5/2}}{|\Delta|^{1/2}} + \frac{\rho^2}{|\Delta|} + \frac{\rho^{3/2}}{|\Delta|^{3/2}}\right),$$

and

$$|\widehat{q}^\Delta - \bar{q}| = O_P\left(\frac{\rho^{5/2}}{n} + \frac{\rho^{3/2}}{n^{3/2}} + \frac{\rho^{3/2}}{|\Delta|^{1/2}}\right),$$

where $\rho = \max_{1 \leq i < j \leq n} p_{ij}$.

Lemma 6.8. *We have*

$$|\widehat{p}^\Delta - \tilde{p}^3| = O_P\left(\frac{\|g\|_\infty^6}{\sqrt{n}} + \frac{\|g\|_\infty^5}{n} + \frac{\|g\|_\infty^4}{n^2} + \frac{\|g\|_\infty^3}{n^3} + \frac{\|g\|_\infty^5}{|\Delta|^{1/2}} + \frac{\|g\|_\infty^4}{|\Delta|} + \frac{\|g\|_\infty^3}{|\Delta|^{3/2}}\right),$$

$$|\widehat{q}^\Delta - \tilde{q}| = O_P\left(\frac{\|g\|_\infty^6}{\sqrt{n}} + \frac{\|g\|_\infty^5}{n} + \frac{\|g\|_\infty^3}{n^{3/2}} + \frac{\|g\|_\infty^3}{|\Delta|^{1/2}}\right),$$

where $\|g\|_\infty = \sqrt{\sum_{l=1}^r \|g_l\|_\infty^2}$.

The proofs of the two lemmas will be proved in Section 6.4.

Proof of Theorem 4.6. The consistency of the Type-I error is an immediate consequence of Corollary 4.5. To see the power under a stochastic block model or a configuration model, we use the same argument in the proofs of Theorem 3.2, Theorem 3.4 and Theorem 3.6. The only difference is that by Lemma 6.5, the error $|(\widehat{p}^\Delta)^3 - \bar{p}^3|^2 + |\widehat{q}^\Delta - \bar{q}|^2$ is bounded by $O\left(\frac{\rho^5}{n^2} + \frac{\rho^3}{|\Delta|}\right)$ under the assumption that $|\Delta| = o(n^3)$. This leads to the desired conclusion of power for the first three cases. For the power under a low-rank latent variable model, we use the same argument in the proof of Theorem 3.8. Note that when $|\Delta| = o(n^3)$, the error $|(\widehat{p}^\Delta)^3 - \tilde{p}^3|^2 + |\widehat{q}^\Delta - \tilde{q}|^2$ is bounded by $O\left(\frac{\rho^6}{n} + \frac{\rho^5}{n^2} + \frac{\rho^3}{|\Delta|}\right)$, with $\|g\|_\infty^2 \leq \rho$. This completes the proof. \square

6.3. Proof of the lower bound

Proof of Theorem 3.3. Given a and b , let P be the probability distribution induced by the Erdős-Rényi graph with edge probability $\frac{a+b}{2}$. Let Q be the probability distribution of an SBM with uniformly assigned community labels. That is, for each $i \in [n]$, $z(i) = 1$ or $z(i) = -1$ with probability $1/2$ independently. Then, for each $i < j$, $Q(A_{ij} = 1 | z(i) = z(j)) = a$ and $Q(A_{ij} = 1 | z(i) \neq z(j)) = b$ independently. For any testing function ϕ , we use Cauchy-Schwarz inequality to derive

$$Q\phi \leq \sqrt{\int \left(\frac{dQ}{dP}\right)^2 dP} \sqrt{P\phi}.$$

The chi-squared divergence is bounded by the following result.

Proposition 6.9. *When $a + b = o(1)$ and $\frac{n(a-b)^2}{2(a+b)} < 1 - c$ for some arbitrarily small constant $c \in (0, 1)$, there exists a constant $C > 0$ such that $\sqrt{\int \left(\frac{dQ}{dP}\right)^2 dP} < C$.*

The proof of this proposition is given in the end of the section. This conclusion implies that $Q\phi \leq C\sqrt{P\phi}$. We need to give a bound for $\inf_{S(\pi, a, b)} \mathbb{P}\phi$. Note that the distribution Q has decomposition $Q = \sum_z w(z)Q_z$, where Q_z is the conditional distribution of $\{A_{ij}\}_{1 \leq i < j \leq n}$ given the community label z , and w is the uniform distribution on z . Define

$$\tilde{w}(z) = \frac{w(z)\mathbb{I}_{z \in \mathcal{Z}_{n,2}(\pi)}}{\sum_{z \in \mathcal{Z}_{n,2}(\pi)} w(z)}, \quad \text{and} \quad \tilde{Q} = \sum_z \tilde{w}(z)Q_z.$$

By data processing inequality,

$$\begin{aligned} \text{TV}(Q, \tilde{Q}) &\leq \text{TV}(w, \tilde{w}) \\ &\leq 2 \sum_{z \notin \mathcal{Z}_{n,2}(\pi)} w(z) \\ &\leq 4 \exp(-2n(\pi - 1/2)^2), \end{aligned}$$

where the last inequality is Hoeffding's inequality. Finally,

$$\inf_{S(\pi, a, b)} \mathbb{P}\phi \leq \tilde{Q}\phi \leq Q\phi + \text{TV}(Q, \tilde{Q}) \leq C\sqrt{P\phi} + 4 \exp(-2n(\pi - 1/2)^2).$$

Therefore, the proof is complete. \square

Proof of Proposition 6.9. The proof is basically rewriting the argument in Mossel et al. (2012) to make sure their result still holds for a wider range of parameters and also simplify some of their steps. Consider p_{ij} that depends on z such that $p_{ij} = a\mathbb{I}_{\{z(i)=z(j)\}} + b\mathbb{I}_{\{z(i) \neq z(j)\}}$. Similarly, define $p'_{ij} = a\mathbb{I}_{\{\sigma(i)=\sigma(j)\}} + b\mathbb{I}_{\{\sigma(i) \neq \sigma(j)\}}$. Both σ and z are uniformly sampled from $\{-1, 1\}$ independently. Direct calculation gives

$$\int \left(\frac{dQ}{dP}\right)^2 dP = \mathbb{E}_{\sigma, z} \prod_{1 \leq i < j \leq n} \left(\frac{p_{ij}p'_{ij}}{(a+b)/2} + \frac{(1-p_{ij})(1-p'_{ij})}{1-(a+b)/2} \right).$$

Note that when $\sigma(i)\sigma(j) = z(i)z(j)$,

$$\frac{p_{ij}p'_{ij}}{(a+b)/2} + \frac{(1-p_{ij})(1-p'_{ij})}{1-(a+b)/2} = 1+t,$$

and when $\sigma(i)\sigma(j) \neq z(i)z(j)$,

$$\frac{p_{ij}p'_{ij}}{(a+b)/2} + \frac{(1-p_{ij})(1-p'_{ij})}{1-(a+b)/2} = 1-t,$$

where

$$t = \frac{\left(\frac{a-b}{2}\right)^2}{[(a+b)/2][1-(a+b)/2]}.$$

Thus,

$$\int \left(\frac{dQ}{dP}\right)^2 dP = \mathbb{E}_{\sigma,z}(1+t)^{s_+}(1-t)^{s_-},$$

where s_+ and s_- are the numbers of pairs (i, j) such that $\sigma(i)\sigma(j) = z(i)z(j)$ and $\sigma(i)\sigma(j) \neq z(i)z(j)$, respectively. Following [Mossel et al. \(2012\)](#), we define $\rho = \frac{1}{n} \sum_{i=1}^n \sigma(i)z(i)$. Then,

$$\begin{aligned} & \mathbb{E}_{\sigma,z}(1+t)^{s_+}(1-t)^{s_-} \\ &= \mathbb{E}_{\sigma,z}(1+t)^{(1+\rho^2)\frac{n^2}{4}-\frac{n}{2}}(1-t)^{(1-\rho^2)\frac{n^2}{4}} \\ &= (1-t^2)^{\frac{n^2}{4}}(1+t)^{-\frac{n}{2}}\mathbb{E}_{\sigma,z}(1+t)^{\frac{n^2\rho^2}{4}}(1-t)^{-\frac{n^2\rho^2}{4}} \\ &\leq \mathbb{E}_{\sigma,z}(1+t)^{\frac{n^2\rho^2}{4}}(1-t)^{-\frac{n^2\rho^2}{4}} \\ &\leq \mathbb{E}_{\sigma,z} \exp\left(\frac{n^2t}{2}\rho^2\right). \end{aligned}$$

By Lemma 5.5 in [Mossel et al. \(2012\)](#), $\mathbb{E}_{\sigma,z} \exp\left(\frac{n^2t}{2}\rho^2\right) < C$ when $nt < 1 - c$ for some constant $c \in (0, 1)$. This leads to the desired condition in the result. \square

6.4. Proofs of technical lemmas

Proof of Proposition 2.1. For T_3, T_2, T_1 defined in Section 2, we have

$$T_3 = -R_3 - pR_2 + (\hat{p} - p)^2(2p + \hat{p}), \quad (6.36)$$

$$T_2 = 3R_3 - (1 - 3p)R_2 + 3(1 - 2p - \hat{p})(\hat{p} - p)^2, \quad (6.37)$$

$$T_1 = -3R_3 - (1 - 3p)R_2 + 3(\hat{p} - 2p)(\hat{p} - p)^2,$$

where R_3 and R_2 are defined as $R_3^{\mathcal{M}}$ and $R_2^{\mathcal{M}}$ with $\mathcal{M} = [n]$. By (6.9) and (6.10), it is not hard to calculate that

$$\text{Var}(R_3) = \frac{1}{\binom{n}{3}}p^3(1-p^3), \quad \text{Var}(R_2) = \frac{1}{\binom{n}{3}}3p^2(1-p)^2.$$

Moreover,

$$\mathbb{E}(\hat{p} - p)^2 = \frac{1}{\binom{n}{2}} p(1 - p).$$

Therefore, when $p = o(1)$, we have

$$T_3 = -(1 + o_P(1))R_3, \quad T_2 = -(1 + o_P(1))R_2, \quad \text{and} \quad T_1 = -(1 + o_P(1))R_2.$$

The relation (6.7) implies that $\text{Corr}(R_3, R_2) = 0$, which directly leads to the desired conclusion. \square

Proof of Proposition 3.5. Since $\frac{1}{n} \sum_{i=1}^n \theta_i^2 \geq \left(\frac{1}{n} \sum_{i=1}^n \theta_i\right)^2$, the result follows by taking cube on both sides. \square

Proof of Proposition 3.7. Note that

$$\begin{aligned} \|\mathbb{E}g(\xi)\|^6 &= \left(\sum_{l=1}^r [\mathbb{E}g_l(\xi_{l1})]^2 \right)^3 \\ &= \sum_{a=1}^r \sum_{b=1}^r \sum_{c=1}^r [\mathbb{E}g_a(\xi_{a1})]^2 [\mathbb{E}g_b(\xi_{b1})]^2 [\mathbb{E}g_c(\xi_{c1})]^2 \end{aligned}$$

On the other hand,

$$\text{Tr} \left[(\mathbb{E}g(\xi)g(\xi)^T)^3 \right] = \sum_{a=1}^r \sum_{b=1}^r \sum_{c=1}^r \mathbb{E} (g_a(\xi_{a1})g_a(\xi_{a2})g_b(\xi_{b2})g_b(\xi_{b3})g_c(\xi_{c3})g_c(\xi_{c1})).$$

For each triple (a, b, c) , we discuss three cases. In the first case, $a = b = c$, and then

$$\begin{aligned} &\mathbb{E} (g_a(\xi_{a1})g_a(\xi_{a2})g_b(\xi_{b2})g_b(\xi_{b3})g_c(\xi_{c3})g_c(\xi_{c1})) \\ &= (\mathbb{E}g_a(\xi_{a1}))^3 \\ &\geq [\mathbb{E}g_a(\xi_{a1})]^2 [\mathbb{E}g_b(\xi_{b1})]^2 [\mathbb{E}g_c(\xi_{c1})]^2. \end{aligned}$$

In the second case, $a = b \neq c$, and then

$$\begin{aligned} &\mathbb{E} (g_a(\xi_{a1})g_a(\xi_{a2})g_b(\xi_{b2})g_b(\xi_{b3})g_c(\xi_{c3})g_c(\xi_{c1})) \\ &= (\mathbb{E}g_a(\xi_{a1}))^2 \mathbb{E} (g_c(\xi_{c3})g_c(\xi_{c1})) \\ &\geq [\mathbb{E}g_a(\xi_{a1})]^2 [\mathbb{E}g_b(\xi_{b1})]^2 [\mathbb{E}g_c(\xi_{c1})]^2. \end{aligned}$$

Finally, when $a \neq b \neq c \neq a$, we have

$$\mathbb{E} (g_a(\xi_{a1})g_a(\xi_{a2})g_b(\xi_{b2})g_b(\xi_{b3})g_c(\xi_{c3})g_c(\xi_{c1})) = [\mathbb{E}g_a(\xi_{a1})]^2 [\mathbb{E}g_b(\xi_{b1})]^2 [\mathbb{E}g_c(\xi_{c1})]^2.$$

Therefore, $\text{Tr} \left[(\mathbb{E}g(\xi)g(\xi)^T)^3 \right] \geq \|\mathbb{E}g(\xi)\|^6$. The above derivation shows that the necessary and sufficient condition for the equality to hold is $\text{Var}(g_a(\xi_{a1})) = 0$ for all $a \in [r]$, which implies a constant function. \square

Proof of Lemma 6.3. We first analyze $|\hat{p}^3 - \bar{p}^3|$. Direct calculation gives

$$|\hat{p}^3 - \bar{p}^3| = |(\hat{p} - \bar{p})^3 + 3(\hat{p} - \bar{p})^2\bar{p} + 3(\hat{p} - \bar{p})\bar{p}^2|.$$

Since

$$\mathbb{E}(\hat{p} - \bar{p})^2 \leq \frac{1}{\binom{n}{2}}\bar{p} = O\left(\frac{\bar{p}}{n^2}\right),$$

then $|\hat{p} - \bar{p}| = O_P(\sqrt{\bar{p}/n}) = O_P(\sqrt{\rho/n})$, which implies

$$|\hat{p}^3 - \bar{p}^3| = O_P\left(\frac{\rho^{5/2}}{n} + \frac{\rho^2}{n^2} + \frac{\rho^{3/2}}{n^3}\right).$$

Now we are going to analyze $|\hat{q} - \bar{q}|$. A critical decomposition formula we need is

$$\begin{aligned} & A_{12}A_{13}A_{23} - p_{12}p_{13}p_{23} \\ = & p_{13}p_{23}(A_{12} - p_{12}) + p_{12}p_{23}(A_{13} - p_{13}) + p_{12}p_{23}(A_{23} - p_{23}) \\ & + p_{23}(A_{12} - p_{12})(A_{13} - p_{13}) + p_{13}(A_{12} - p_{12})(A_{23} - p_{23}) + p_{12}(A_{23} - p_{23})(A_{13} - p_{13}) \\ & + (A_{12} - p_{12})(A_{13} - p_{13})(A_{23} - p_{23}). \end{aligned} \quad (6.38)$$

Given a triple $\lambda = (i, j, k)$, define

$$\begin{aligned} \widetilde{Y}_\lambda &= (A_{ij} - p_{ij})(A_{ik} - p_{ik})(A_{jk} - p_{jk}), \\ \widetilde{W}_\lambda &= p_{ik}(A_{ij} - p_{ij})(A_{jk} - p_{jk}) + p_{ij}(A_{ik} - p_{ik})(A_{jk} - p_{jk}) + p_{jk}(A_{ij} - p_{ij})(A_{ik} - p_{ik}). \end{aligned}$$

By the definitions, it is easy to see that

$$\mathbb{E}\widetilde{Y}_\lambda\widetilde{Y}_{\lambda'} = \begin{cases} p_{ij}(1 - p_{ij})p_{ik}(1 - p_{ik})p_{jk}(1 - p_{jk}), & \lambda = \lambda', \\ 0, & \lambda \neq \lambda', \end{cases}$$

and

$$\mathbb{E}\widetilde{W}_\lambda\widetilde{W}_{\lambda'} = \begin{cases} p_{ij}p_{jk}p_{ik} [p_{ik}(1 - p_{ij})(1 - p_{ik}) + p_{ij}(1 - p_{jk})(1 - p_{ik}) + p_{jk}(1 - p_{ij})(1 - p_{jk})], & \lambda = \lambda', \\ 0, & \lambda \neq \lambda'. \end{cases}$$

The decomposition (6.38) implies

$$\begin{aligned} \hat{q} - \bar{q} &= \sum_{1 \leq i < j \leq n} \left[\frac{1}{\binom{n}{3}} \sum_{\{k \in [n]: k \neq i, j\}} p_{ik}p_{jk} \right] (A_{ij} - p_{ij}) \\ &+ \frac{1}{\binom{n}{3}} \sum_{1 \leq i < j < k \leq n} \widetilde{Y}_\lambda + \frac{1}{\binom{n}{3}} \sum_{1 \leq i < j < k \leq n} \widetilde{W}_\lambda. \end{aligned}$$

We will bound the variance of each of the three terms. For the first term,

$$\begin{aligned}
& \text{Var} \left[\sum_{1 \leq i < j \leq n} \left[\frac{1}{\binom{n}{3}} \sum_{\{k \in [n]: k \neq i, j\}} p_{ik} p_{jk} \right] (A_{ij} - p_{ij}) \right] \\
&= \sum_{1 \leq i < j \leq n} \left[\frac{1}{\binom{n}{3}} \sum_{\{k \in [n]: k \neq i, j\}} p_{ik} p_{jk} \right]^2 \text{Var}(A_{ij} - p_{ij}) \\
&= O\left(\frac{\rho^5}{n^2}\right).
\end{aligned}$$

For the second term,

$$\begin{aligned}
\text{Var} \left[\frac{1}{\binom{n}{3}} \sum_{1 \leq i < j < k \leq n} \tilde{Y}_\lambda \right] &= \frac{1}{\binom{n}{3}^2} \sum_{1 \leq i < j < k \leq n} \mathbb{E} \tilde{Y}_\lambda^2 \\
&= O\left(\frac{\rho^3}{n^3}\right).
\end{aligned}$$

For the third term,

$$\begin{aligned}
\text{Var} \left[\frac{1}{\binom{n}{3}} \sum_{1 \leq i < j < k \leq n} \tilde{W}_\lambda \right] &= \frac{1}{\binom{n}{3}^2} \sum_{1 \leq i < j < k \leq n} \mathbb{E} \tilde{W}_\lambda^2 \\
&= O\left(\frac{\rho^4}{n^3}\right).
\end{aligned}$$

Combining the variance bounds for the three terms, we obtain

$$|\hat{q} - \bar{q}| = O_P\left(\frac{\rho^{5/2}}{n} + \frac{\rho^{3/2}}{n^{3/2}}\right).$$

Thus, the proof is complete. □

Proof of Lemma 6.4. We first study $|\hat{p} - \tilde{p}|$. The variance has decomposition

$$\mathbb{E}(\hat{p} - \tilde{p})^2 = \mathbb{E}\text{Var}(\hat{p}|\xi) + \text{Var}(\mathbb{E}(\hat{p}|\xi)). \quad (6.39)$$

The first term $\mathbb{E}\text{Var}(\hat{p}|\xi)$ has bound

$$\mathbb{E}\text{Var}(\hat{p}|\xi) \leq \frac{1}{\binom{n}{2}^2} \sum_{1 \leq i < j \leq n} \mathbb{E}(g(\xi_i)^T g(\xi_j)) = O\left(\frac{\|g\|_\infty^2}{n^2}\right).$$

We study the second term $\text{Var}(\mathbb{E}(\hat{p}|\xi))$. Note that the conditional expectation is

$$\mathbb{E}(\hat{p}|\xi) = \frac{1}{\binom{n}{2}} \sum_{1 \leq i < j \leq n} g(\xi_i)^T g(\xi_j) = \left\| \frac{1}{n} \sum_{i=1}^n g(\xi_i) \right\|^2 - \frac{1}{n^2} \sum_{i=1}^n \|g(\xi_i)\|^2.$$

Since $\mathbb{E}\hat{p} = \|\mathbb{E}g(\xi)\|^2$, we have

$$\begin{aligned}
\text{Var}(\mathbb{E}(\hat{p}|\xi)) &= \mathbb{E} \left(\left\| \frac{1}{n} \sum_{i=1}^n g(\xi_i) \right\|^2 - \frac{1}{n^2} \sum_{i=1}^n \|g(\xi_i)\|^2 - \|\mathbb{E}g(\xi)\|^2 \right)^2 \\
&\leq 2\mathbb{E} \left(\left\| \frac{1}{n} \sum_{i=1}^n g(\xi_i) \right\|^2 - \|\mathbb{E}g(\xi)\|^2 \right)^2 + 2 \left(\frac{1}{n} \|g\|_\infty^2 \right)^2 \\
&= 2\mathbb{E} \left(\left(\frac{1}{n} \sum_{i=1}^n g(\xi_i) - \mathbb{E}g(\xi) \right)^T \left(\frac{1}{n} \sum_{i=1}^n g(\xi_i) + \mathbb{E}g(\xi) \right) \right)^2 + 2 \left(\frac{1}{n} \|g\|_\infty^2 \right)^2 \\
&\leq 8\|g\|_\infty^2 \mathbb{E} \left\| \frac{1}{n} \sum_{i=1}^n g(\xi_i) - \mathbb{E}g(\xi) \right\|^2 + 2 \left(\frac{1}{n} \|g\|_\infty^2 \right)^2 \\
&\leq 8 \frac{\|g\|_\infty^2}{n} \sum_{l=1}^r \|g_l\|_\infty^2 + 2 \left(\frac{1}{n} \|g\|_\infty^2 \right)^2 \\
&\leq \frac{8\|g\|_\infty^4}{n} + \frac{2\|g\|_\infty^4}{n^2}.
\end{aligned}$$

Then, the variance decomposition (6.39) implies

$$\mathbb{E}(\hat{p} - \tilde{p})^2 = O \left(\frac{\|g\|_\infty^4}{n} + \frac{\|g\|_\infty^2}{n^2} \right),$$

which leads to

$$|\hat{p}^3 - \tilde{p}^3| = O_P \left(\frac{\|g\|_\infty^3}{n^3} + \frac{\|g\|_\infty^4}{n^2} + \frac{\|g\|_\infty^5}{n} + \frac{\|g\|_\infty^6}{\sqrt{n}} \right).$$

Now we study $|\hat{q} - \tilde{q}|$. The variance has decomposition

$$\mathbb{E}(\hat{q} - \tilde{q})^2 = \mathbb{E}\text{Var}(\hat{q}|\xi) + \text{Var}(\mathbb{E}(\hat{q}|\xi)). \quad (6.40)$$

Note that

$$\begin{aligned}
\mathbb{E}(\hat{q}|\xi) &= \frac{1}{\binom{n}{3}} \sum_{1 \leq i < j < k \leq n} g(\xi_i)^T g(\xi_j) g(\xi_j)^T g(\xi_k) g(\xi_k)^T g(\xi_i) \\
&= \text{Tr} \left(\frac{1}{\binom{n}{3}} \sum_{1 \leq i < j < k \leq n} g(\xi_i) g(\xi_i)^T g(\xi_j) g(\xi_j)^T g(\xi_k) g(\xi_k)^T \right) \\
&= \text{Tr} \left(\frac{1}{\binom{n}{3}} \sum_{1 \leq i < j < k \leq n} X_i X_j X_k \right),
\end{aligned}$$

where we have used the notation $X_i = g(\xi_i)g(\xi_i)^T$. Therefore,

$$\begin{aligned}
& \left| \mathbb{E}(\hat{q}|\xi) - \text{Tr} \left(\left(\frac{1}{n} \sum_{i=1}^n X_i \right)^3 \right) \right| \\
&= \left| \text{Tr} \left(\frac{1}{\binom{n}{3}} \sum_{i<j<k} X_i X_j X_k \right) - \text{Tr} \left(\left(\frac{1}{n} \sum_{i=1}^n X_i \right)^3 \right) \right| \\
&\leq \frac{C}{n} \max_{1 \leq i \leq n} \|X_i\|_F^3 \\
&\leq \frac{C \|g\|_\infty^6}{n}.
\end{aligned}$$

Hence,

$$\text{Var}(\mathbb{E}(\hat{q}|\xi)) \leq 2\mathbb{E} \left| \text{Tr} \left(\left(\frac{1}{n} \sum_{i=1}^n X_i \right)^3 \right) - \text{Tr} \left(\left(\frac{1}{n} \sum_{i=1}^n \mathbb{E}X_i \right)^3 \right) \right|^2 + \frac{C' \|g\|_\infty^{12}}{n^2}.$$

Consider the matrix

$$U = \frac{1}{n} \sum_{i=1}^n X_i, \quad V = \frac{1}{n} \sum_{i=1}^n \mathbb{E}X_i.$$

Then, it is easy to check that

$$\begin{aligned}
\left| \text{Tr}(U^3) - \text{Tr}(V^3) \right| &= \left| \text{Tr}((U - V)^3) + 3 \text{Tr}((U - V)V^2) + 3 \text{Tr}((U - V)^2V) \right| \\
&\leq \|U - V\|_F (\|U - V\|_F^2 + \|V\|_F^2 + \|U - V\|_F \|V\|_F).
\end{aligned}$$

Thus

$$\begin{aligned}
& \left| \text{Tr} \left(\left(\frac{1}{n} \sum_{i=1}^n X_i \right)^3 \right) - \text{Tr} \left(\left(\frac{1}{n} \sum_{i=1}^n \mathbb{E}X_i \right)^3 \right) \right| \\
&\leq \left| \text{Tr} \left(\frac{1}{n} \sum_{i=1}^n (X_i - \mathbb{E}X_i) \right) \right| \|g\|_\infty^4,
\end{aligned}$$

which implies

$$\begin{aligned}
\text{Var}(\mathbb{E}(\hat{q}|\xi)) &\leq 2\mathbb{E} \left| \text{Tr} \left(\frac{1}{n} \sum_{i=1}^n (X_i - \mathbb{E}X_i) \right) \right|^2 \|g\|_\infty^8 + 2 \frac{C^2 \|g\|_\infty^{12}}{n^2} \\
&\leq \frac{2 \|g\|_\infty^8 \mathbb{E} |\text{Tr}(X_1)|^2}{n} + 2 \frac{C^2 \|g\|_\infty^{12}}{n^2} \\
&= O \left(\frac{\|g\|_\infty^{12}}{n} \right).
\end{aligned}$$

Similar to the previous analysis in the proof of Lemma 6.3, we also have

$$\mathbb{E}\text{Var}(\hat{q}|\xi) = O \left(\frac{\|g\|_\infty^{10}}{n^2} + \frac{\|g\|_\infty^6}{n^3} \right).$$

Hence, due to (6.40), we have

$$|\hat{q} - \tilde{q}| = O_P \left(\frac{\|g\|_\infty^6}{\sqrt{n}} + \frac{\|g\|_\infty^5}{n} + \frac{\|g\|_\infty^3}{n^{3/2}} \right).$$

The proof is complete. \square

Proof of Lemma 6.5. We first study $|\hat{p}^M - \bar{p}|$. It is not hard to see that $\mathbb{E}\hat{p}^M = \bar{p}$. The variance has decomposition

$$\mathbb{E}(\hat{p}^M - \bar{p})^2 = \mathbb{E}\text{Var}(\hat{p}^M|A) + \text{Var}(\mathbb{E}(\hat{p}^M|A)).$$

Note that $\mathbb{E}(\hat{p}^M|A) = \hat{p}$. Thus, $\text{Var}(\mathbb{E}(\hat{p}^M|A)) = O(n^{-2}\rho)$. To study \hat{p}^M , note that it is the average of m uniform draws without replacement from

$$\left\{ \frac{1}{\binom{n-1}{2}} \sum_{\{1 \leq j < k \leq n: j, k \neq i\}} \frac{A_{ij} + A_{ik} + A_{jk}}{3} \right\}_{i \in [n]}.$$

The above set is denoted as $\{H_i\}_{i \in [n]}$. Then,

$$\begin{aligned} \mathbb{E}\text{Var}(\hat{p}^M|A) &= \frac{n-m}{n(m-1)} \mathbb{E} \left[\frac{1}{n} \sum_{i=1}^n H_i^2 - \left(\frac{1}{n} \sum_{i=1}^n H_i \right)^2 \right] \\ &\leq \frac{n-m}{n(m-1)} \frac{1}{n} \sum_{i=1}^n \mathbb{E}H_i^2 \\ &= \frac{n-m}{n(m-1)} \frac{1}{n} \sum_{i=1}^n (\text{Var}(H_i) + (\mathbb{E}H_i)^2) \\ &= O \left(\frac{n-m}{n(m-1)} \left(\rho^2 + \frac{\rho}{n} \right) \right). \end{aligned}$$

Hence,

$$(\hat{p}^M - \bar{p})^2 = O_P \left(\frac{n-m}{n(m-1)} \left(\rho^2 + \frac{\rho}{n} \right) + \frac{\rho}{n^2} \right) = O_P \left(\frac{\rho^2}{m} + \frac{\rho}{mn} \right).$$

This implies that

$$|(\hat{p}^M)^3 - \bar{p}^3| = O_P \left(\frac{\rho^{3/2}}{(mn)^{3/2}} + \frac{\rho^2}{mn} + \frac{\rho^{5/2}}{(mn)^{1/2}} + \frac{\rho^3}{m^{1/2}} \right).$$

We continue to study $|\hat{q}^M - \bar{q}|$. Again, we have $\mathbb{E}\hat{q}^M = \bar{q}$ and

$$\mathbb{E}(\hat{q}^M - \bar{q})^2 = \mathbb{E}\text{Var}(\hat{q}^M|A) + \text{Var}(\mathbb{E}(\hat{q}^M|A)).$$

Note that $\mathbb{E}(\hat{q}^M|A) = \hat{q}$. Thus, $\text{Var}(\mathbb{E}(\hat{q}^M|A)) = O \left(\frac{\rho^5}{n^2} + \frac{\rho^3}{n^3} \right)$, which was derived in the proof of Lemma 6.3. To study \hat{q}^M , note that it is the average of m uniform draws without replacement from

$$\left\{ \frac{1}{\binom{n-1}{2}} \sum_{\{1 \leq j < k \leq n: j, k \neq i\}} A_{ij} A_{ik} A_{jk} \right\}_{i \in [n]}.$$

The above set is denoted as $\{G_i\}_{i \in [n]}$. Then,

$$\begin{aligned}
\mathbb{E}\text{Var}(\hat{p}^M|A) &= \frac{n-m}{n(m-1)} \mathbb{E} \left[\frac{1}{n} \sum_{i=1}^n G_i^2 - \left(\frac{1}{n} \sum_{i=1}^n G_i \right)^2 \right] \\
&\leq \frac{n-m}{n(m-1)} \frac{1}{n} \sum_{i=1}^n \mathbb{E} G_i^2 \\
&= \frac{n-m}{n(m-1)} \frac{1}{n} \sum_{i=1}^n (\text{Var}(G_i) + (\mathbb{E} G_i)^2) \\
&= O \left(\frac{n-m}{n(m-1)} \left(\rho^6 + \frac{\rho^5}{n} + \frac{\rho^3}{n^2} \right) \right) \\
&= O \left(\frac{\rho^6}{m} + \frac{\rho^5}{mn} + \frac{\rho^3}{mn^2} \right),
\end{aligned}$$

where the calculation of $\text{Var}(G_i)$ is with the help of the decomposition (6.38). Thus, the proof is complete \square

Proof of Lemma 6.6. Note the variance decomposition

$$\mathbb{E}(\hat{p}^M - \bar{p})^2 = \mathbb{E}\text{Var}(\hat{p}^M|A) + \text{Var}(\mathbb{E}(\hat{p}^M|A)),$$

and

$$\mathbb{E}(\hat{q}^M - \bar{q})^2 = \mathbb{E}\text{Var}(\hat{q}^M|A) + \text{Var}(\mathbb{E}(\hat{q}^M|A)).$$

The first terms of the two equations have been studied in the proof of Lemma 6.5, where ρ is replaced by $\|g\|_\infty^2$. The second terms of the two equations have been studied in the proof of Lemma 6.4. We, therefore, obtain the desired conclusion. \square

Proof of Lemma 6.7. We first study $|\hat{p}^\Delta - \bar{p}|$. It is not hard to see that $\mathbb{E}\hat{p}^\Delta = \bar{p}$. The variance has decomposition

$$\mathbb{E}(\hat{p}^\Delta - \bar{p})^2 = \mathbb{E}\text{Var}(\hat{p}^\Delta|A) + \text{Var}(\mathbb{E}(\hat{p}^\Delta|A)).$$

Note that $\mathbb{E}(\hat{p}^\Delta|A) = \bar{p}$. Thus, $\text{Var}(\mathbb{E}(\hat{p}^\Delta|A)) = O(n^{-2}\rho)$. To study \hat{p}^Δ , note that it is the average of $|\Delta|$ uniform draws with replacement from

$$\left\{ \frac{A_{ij} + A_{ik} + A_{jk}}{3} \right\}_{1 \leq i < j < k \leq n}.$$

Then,

$$\begin{aligned}
\mathbb{E}\text{Var}(\hat{p}^\Delta|A) &\leq \frac{1}{|\Delta|} \frac{1}{\binom{n}{3}} \sum_{1 \leq i < j < k \leq n} \mathbb{E} \left(\frac{A_{ij} + A_{ik} + A_{jk}}{3} \right)^2 \\
&= O \left(\frac{\rho}{|\Delta|} \right).
\end{aligned}$$

Hence,

$$(\hat{p}^\Delta - \bar{p})^2 = O_P\left(\frac{\rho}{n^2} + \frac{\rho}{|\Delta|}\right),$$

which implies

$$|\hat{p}^\Delta - \bar{p}|^3 = O_P\left(\frac{\rho^{5/2}}{n} + \frac{\rho^2}{n^2} + \frac{\rho^{3/2}}{n^3} + \frac{\rho^{5/2}}{|\Delta|^{1/2}} + \frac{\rho^2}{|\Delta|} + \frac{\rho^{3/2}}{|\Delta|^{3/2}}\right).$$

We continue to study $|\hat{q}^\Delta - \bar{q}|$. Again, we have $\mathbb{E}\hat{q}^\Delta = \bar{q}$ and

$$\mathbb{E}(\hat{q}^\Delta - \bar{q})^2 = \mathbb{E}\text{Var}(\hat{q}^\Delta|A) + \text{Var}(\mathbb{E}(\hat{q}^\Delta|A)).$$

Note that $\mathbb{E}(\hat{q}^\Delta|A) = \hat{q}$. Thus, $\text{Var}(\mathbb{E}(\hat{q}^\Delta|A)) = O\left(\frac{\rho^5}{n^2} + \frac{\rho^3}{n^3}\right)$, which was derived in the proof of Lemma 6.3. To study \hat{q}^Δ , note that it is the average of $|\Delta|$ uniform draws with replacement from

$$\{A_{ij}A_{ik}A_{jk}\}_{1 \leq i < j < k \leq n}.$$

Then,

$$\begin{aligned} \mathbb{E}\text{Var}(\hat{p}^\Delta|A) &\leq \frac{1}{|\Delta|} \frac{1}{\binom{n}{3}} \sum_{1 \leq i < j < k \leq n} \mathbb{E}(A_{ij}A_{ik}A_{jk})^2 \\ &= O\left(\frac{\rho^3}{|\Delta|}\right). \end{aligned}$$

Hence,

$$|\hat{q}^\Delta - \bar{q}| = O_P\left(\frac{\rho^{5/2}}{n} + \frac{\rho^{3/2}}{n^{3/2}} + \frac{\rho^{3/2}}{|\Delta|^{1/2}}\right).$$

Thus, the proof is complete. □

Proof of Lemma 6.8. The proof is the same as that of Lemma 6.6. □

Acknowledgements

The authors thank Fengnan Gao for suggesting the martingale central limit theorem in [Hall and Heyde \(2014\)](#), and Scarlett Li for help with the simulations.

References

- Abbe, E., Bandeira, A. S., and Hall, G. (2016). Exact recovery in the stochastic block model. *IEEE Transactions on Information Theory*, 62(1):471–487.
- Arias-Castro, E., Candès, E., and Durand, A. (2011). Detection of an anomalous cluster in a network. *Ann. Statist.*, 39(1):278–304.

- Arias-Castro, E. and Verzelen, N. (2014). Community detection in dense random networks. *Ann. Statist.*, 42(3):940–969.
- Banerjee, D. (2016). Contiguity and non-reconstruction results for planted partition models: the dense case. *arXiv preprint arXiv:1609.02854*.
- Banerjee, D. and Ma, Z. (2017). Optimal hypothesis testing for stochastic block models with growing degrees. *working manuscript*.
- Barabási, A. L. and Albert, R. (1999). Emergence of scaling in random networks. *Science*, 286(5439):509–512.
- Baraud, Y. (2002). Non-asymptotic minimax rates of testing in signal detection. *Bernoulli*, 8(5):577–606.
- Bickel, P. J. and Chen, A. (2009). A nonparametric view of network models and newman–girvan and other modularities. *Proceedings of the National Academy of Sciences*, 106(50):21068–21073.
- Bickel, P. J., Chen, A., Levina, E., et al. (2011). The method of moments and degree distributions for network models. *The Annals of Statistics*, 39(5):2280–2301.
- Bickel, P. J. and Sarkar, P. (2016). Hypothesis testing for automated community detection in networks. *Journal of the Royal Statistical Society: Series B (Statistical Methodology)*, 78(1):253–273.
- Bollobás, B. (2001). *Random Graphs*. Cambridge University Press.
- Borgs, C., Chayes, J., and Smith, A. (2015). Private graphon estimation for sparse graphs. In *Advances in Neural Information Processing Systems*, pages 1369–1377.
- Bubeck, S., Ding, J., Eldan, R., and Rácz, M. (2014). Testing for high-dimensional geometry in random graphs. *arXiv:1411.5713*.
- Castillo, I. and Orbanz, P. (2017). Uniform estimation of a class of random graph functionals. *arXiv preprint arXiv:1703.03412*.
- Chin, P., Rao, A., and Vu, V. (2015). Stochastic block model and community detection in sparse graphs: A spectral algorithm with optimal rate of recovery. In *COLT*, pages 391–423.
- Dasgupta, A., Hopcroft, J. E., and McSherry, F. (2004). Spectral analysis of random graphs with skewed degree distributions. In *Foundations of Computer Science, 2004. Proceedings. 45th Annual IEEE Symposium on*, pages 602–610. IEEE.
- de Solla Price, D. (1976). A general theory of bibliometric and other cumulative advantage processes. *J. Amer. Soc. Inform. Sci.*, 27(5):292–306.

- Gao, C., Lu, Y., Ma, Z., and Zhou, H. H. (2016). Optimal estimation and completion of matrices with biclustering structures. *Journal of Machine Learning Research*, 17(161):1–29.
- Gao, C., Lu, Y., and Zhou, H. H. (2015a). Rate-optimal graphon estimation. *The Annals of Statistics*, 43(6):2624–2652.
- Gao, C., Ma, Z., Zhang, A. Y., and Zhou, H. H. (2015b). Achieving optimal misclassification proportion in stochastic block model. *arXiv preprint arXiv:1505.03772*.
- Hajek, B., Wu, Y., and Xu, J. (2016). Achieving exact cluster recovery threshold via semidefinite programming. *IEEE Transactions on Information Theory*, 62(5):2788–2797.
- Hall, P. and Heyde, C. C. (2014). *Martingale limit theory and its application*. Academic press.
- Hoff, P. D., Raftery, A. E., and Handcock, M. S. (2002). Latent space approaches to social network analysis. *Journal of the American Statistical Association*, 97(460):1090–1098.
- Hofstad, R. V. D. (2009). *Random graphs and complex networks*, volume 1 of *Cambridge Series in Statistical and Probabilistic Mathematics*. Cambridge University Press.
- Holland, P. W., Laskey, K., and Leinhardt, S. (1983). Stochastic blockmodels: First steps. *Social Networks*, 5(2):109–137.
- Ingster, Y. and Suslina, I. A. (2012). *Nonparametric goodness-of-fit testing under Gaussian models*, volume 169. Springer Science & Business Media.
- Janson, S. and Nowicki, K. (1991). The asymptotic distributions of generalized u-statistics with applications to random graphs. *Probability theory and related fields*, 90(3):341–375.
- Jin, J. (2015). Fast community detection by SCORE. *Ann. Statist.*, 43(1):57–89.
- Karrer, B. and Newman, M. E. (2011). Stochastic blockmodels and community structure in networks. *Physical Review E*, 83(1):016107.
- Lei, J. (2016). A goodness-of-fit test for stochastic block models. *The Annals of Statistics*, 44(1):401–424.
- Lei, J. and Rinaldo, A. (2015). Consistency of spectral clustering in stochastic block models. *The Annals of Statistics*, 43(1):215–237.
- Lovász, L. (2012). *Large Networks and Graph Limits*, volume 60 of *Colloquium Publications*. American Mathematical Society.
- Maugis, P.-A. G., Priebe, C. E., Olhede, S. C., and Wolfe, P. J. (2017). Statistical inference for network samples using subgraph counts. *arXiv:1701.00505*.
- Mossel, E., Neeman, J., and Sly, A. (2012). Stochastic block models and reconstruction. *arXiv*

- preprint arXiv:1202.1499.*
- Mossel, E., Neeman, J., and Sly, A. (2014). Consistency thresholds for binary symmetric block models. *arXiv preprint arXiv:1407.1591*.
- Nowicki, K. and Wierman, J. C. (1988). Subgraph counts in random graphs using incomplete u-statistics methods. *Discrete Mathematics*, 72(1-3):299–310.
- Padilla, O. H. M., Scott, J. G., Sharpnack, J., and Tibshirani, R. J. (2016). The DFS fused lasso: Linear-time denoising over general graphs. *arXiv:1608.03384*.
- Razborov, A. (2008). On the minimal density of triangles in graphs. *Combinatorics, Probability and Computing*, 17(4):603–618.
- Rohe, K., Chatterjee, S., and Yu, B. (2011). Spectral clustering and the high-dimensional stochastic blockmodel. *The Annals of Statistics*, 39(4):1878–1915.
- Ugander, J., Backstrom, L., and Kleinberg, J. (2013). Subgraph frequencies: Mapping the empirical and extremal geography of large graph collections. In *Proceedings of the 22nd international conference on World Wide Web*, pages 1307–1318. ACM.
- Wang, Y. and Bickel, P. J. (2015). Likelihood-based model selection for stochastic block models. *arXiv preprint arXiv:1502.02069*.
- Wolfe, P. J. and Olhede, S. C. (2013). Nonparametric graphon estimation. *arXiv preprint arXiv:1309.5936*.
- Zhang, A. Y. and Zhou, H. H. (2016). Minimax rates of community detection in stochastic block models. *The Annals of Statistics*, 44(5):2252–2280.