

---

# Stein Variational Adaptive Importance Sampling

---

Jun Han

Qiang Liu

Computer Science, Dartmouth College, Hanover, NH 03755

{jun.han.gr, qiang.liu}@dartmouth.edu

## Abstract

We propose a novel adaptive importance sampling algorithm which incorporates Stein variational gradient descent algorithm (SVGD) with importance sampling (IS). Our algorithm leverages the nonparametric transforms in SVGD to iteratively decrease the KL divergence between our importance proposal and the target distribution. The advantages of this algorithm are twofold: first, our algorithm turns SVGD into a standard IS algorithm, allowing us to use standard diagnostic and analytic tools of IS to evaluate and interpret the results; second, we do not restrict the choice of our importance proposal to predefined distribution families like traditional (adaptive) IS methods. Empirical experiments demonstrate that our algorithm performs well on evaluating partition functions of restricted Boltzmann machines and testing likelihood of variational auto-encoders.

## 1 Introduction

Probabilistic modeling provides a fundamental framework for reasoning uncertainty and modeling complex relations in machine learning. A critical challenge, however, is to develop efficient computational techniques for approximating complex distributions. Specifically, given a complex distribution  $p(\mathbf{x})$ , often known only up to a normalization constant, we are interested estimating integral quantities  $\mathbb{E}_p[f]$  for test functions  $f$ . Popular approximation algorithms include particle-based methods, such as Monte Carlo, which construct a set of independent particles  $\{\mathbf{x}_i\}_{i=1}^n$  whose empirical averaging  $\frac{1}{n} \sum_{i=1}^n f(\mathbf{x}_i)$  forms unbiased estimates of  $\mathbb{E}_p f$ , and variational inference (VI), which approximates  $p$  with a simpler surrogate distribution  $q$  by minimizing a KL divergence objective function within a predefined parametric family of distributions. Modern variational inference methods have found successful applications in highly complex learning systems (e.g., Hoffman et al., 2013; Kingma

& Welling, 2013). However, VI critically depends on the choice of parametric families and does not generally provide consistent estimators like particle-based methods.

Stein variational gradient descent (SVGD) is an alternative framework that integrates both the particle-based and variational ideas. It starts with a set of initial particles  $\{\mathbf{x}_i^0\}_{i=1}^n$ , and iteratively updates the particles using adaptively constructed deterministic variable transforms:

$$\mathbf{x}_i^\ell \leftarrow \mathbf{T}_\ell(\mathbf{x}_i^{\ell-1}), \quad \forall i = 1, \dots, n,$$

where  $\mathbf{T}_\ell$  is a variable transformation at the  $\ell$ -th iteration that maps old particles to new ones, constructed adaptively at each iteration based on the most recent particles  $\{\mathbf{x}_i^{\ell-1}\}$  that guarantee to push the particles “closer” to the target distribution  $p$ , in the sense that the KL divergence between the distribution of the particles and the target distribution  $p$  can be iteratively decreased. More details on the construction of  $\mathbf{T}_\ell$  can be found in Section 2.

In the view of measure transport, SVGD iteratively transports the initial probability mass of the particles to the target distribution. SVGD constructs a path of distributions that bridges the initial distribution  $q_0$  to the target distribution  $p$ ,

$$q_\ell = (\mathbf{T}_\ell \circ \dots \circ \mathbf{T}_1) \# q_0, \quad \text{for } \ell = 1, \dots, K. \quad (1)$$

where  $\mathbf{T} \# q$  denotes the push-forward density of  $q$  through the transform  $\mathbf{T}$ , that is the distribution of  $\mathbf{z} = \mathbf{T}(\mathbf{x})$  when  $\mathbf{x} \sim q$ .

The story, however, is complicated by the fact that the transform  $\mathbf{T}_\ell$  is practically constructed on the fly *depending* on the recent particles  $\{\mathbf{x}_i^{\ell-1}\}$ , which introduces complex dependency between the particles at the next iteration, whose theoretical understanding requires mathematical tools in the interacting particle system (Braun & Hepp, 1977; Spohn, 2012; Del Moral, 2013) and propagation of chaos (Sznitman, 1991). As a result,  $\{\mathbf{x}_i^\ell\}$  cannot be viewed as i.i.d. samples from  $q_\ell$ . This makes it difficult to analyze the results of SVGD and quantify their bias and variance.

In this paper, we propose a simple modification of SVGD that “decouples” the particle interaction and returns particles

i.i.d. drawn from  $q_\ell$ ; we also develop a method to iteratively keep track of the importance weights of these particles, which makes it possible to give consistent, or unbiased estimators within finite number of iterations.

Our method integrates SVGD with importance sampling (IS) and combines their advantages: it leverages the SVGD dynamics to obtain high quality proposals  $q_\ell$  for IS, and also turns SVGD into a standard IS algorithm, inheriting the interpretability and theoretical properties of IS. Another advantage of our proposed method is that it provides an SVGD-based approach for estimating intractable normalization constants, an inference problem that the original SVGD does not offer to solve.

**Related Work** Our method effectively turns SVGD into a nonparametric, adaptive importance sampling (IS) algorithm, where the importance proposal  $q_\ell$  is adaptively improved by the optimal transforms  $T_\ell$  which maximally decreases the KL divergence between the iterative distribution and the target distribution in a function space. This is in contrast to the traditional adaptive importance sampling methods (e.g., Cappé et al., 2008; Ryu & Boyd, 2014; Cotter et al., 2015), which optimize the proposal distribution from predefined distribution families  $\{q_\theta(\mathbf{x})\}$  such as mixture families or exponential families or incorporate IS into parallel MCMC by choosing the importance proposal from mixture families. The parametric assumptions restrict the choice of the proposal distributions and may give poor results when the assumption is inconsistent with the target distribution  $p$ . The proposals  $q_\ell$  in our method, however, are obtained by recursive variable transforms constructed in a nonparametric fashion and become more complex as more transforms  $T_\ell$  are applied. In fact, one can view  $q_\ell$  as the result of pushing  $q_0$  through a neural network with  $\ell$ -layers, constructed in a non-parametric, layer-by-layer fashion, which provides a much flexible distribution family than typical parametric families such as mixtures or exponential families.

There has been a collection of recent works (such as Rezende & Mohamed, 2015; Kingma et al., 2016; Marzouk et al., 2016; Spantini et al., 2017), that approximate the target distributions with complex proposals obtained by iterative variable transforms in a similar way to our proposals  $q_\ell$  in (1). The key difference, however, is that these methods explicitly parameterize the transforms  $T_\ell$  and optimize the parameters by back-propagation, while our method, by leveraging the nonparametric nature from SVGD, constructs the transforms  $T_\ell$  sequentially in closed forms, requiring no back-propagation.

The idea of constructing a path of distributions  $\{q_\ell\}$  to bridge the target distribution  $p$  with a simpler distribution  $q_0$  invites connections to ideas such as annealed importance sampling (AIS) (Neal, 2001) and path sampling (PS) (Gelman & Meng, 1998). These methods typically construct

an annealing path using geometric averaging of the initial and target densities instead of variable transforms, which does not build in a notation of variational optimization as the SVGD path. In addition, it is often intractable to directly sample distributions on the geometry averaging path, and hence AIS and PS need additional mechanisms in order to construct proper estimators.

**Outlines** This paper is organized as follows. Section 2 discusses Stein discrepancy and SVGD. We propose our main algorithm in Section 3. Section 4 introduces a new algorithm based on path integration. Section 5 provides empirical experiments. We draw a conclusion in Section 6.

## 2 Stein Variational Gradient Descent

We introduce the basic ideas of Stein variational gradient descent (SVGD) and Stein discrepancy. The readers are referred to Liu & Wang (2016); Liu et al. (2016) for more detailed introduction.

**Preliminary** We always assume  $\mathbf{x} = (x_1, \dots, x_d) \in \mathbb{R}^d$  in this paper. Given a positive definite kernel  $k(\mathbf{x}, \mathbf{x}')$ , there exists a unique reproducing kernel Hilbert space (RKHS)  $\mathcal{H}_0$ , formed by the closure of functions of form  $f(\mathbf{x}) = \sum_i a_i k(\mathbf{x}, \mathbf{x}_i)$  where  $a_i \in \mathbb{R}$ , equipped with inner product  $\langle f, g \rangle_{\mathcal{H}_0} = \sum_{i,j} a_i k(\mathbf{x}_i, \mathbf{x}_j) b_j$  for  $g(\mathbf{x}) = \sum_j b_j k(\mathbf{x}, \mathbf{x}_j)$ . The induced norm  $\|f\|_{\mathcal{H}_0}^2 = \langle f, f \rangle_{\mathcal{H}_0}$ . Denote by  $\mathcal{H} = \mathcal{H}_0^d$  which is the closure of functions of form  $\mathbf{f}(\mathbf{x}) = \sum_i \mathbf{a}_i k(\mathbf{x}, \mathbf{x}_i)$  where  $\mathbf{a}_i \in \mathbb{R}^d$  and  $\mathbf{f} = (f_1, f_2, \dots, f_d)$ . The inner product of  $\mathcal{H}$  is  $\langle \mathbf{f}, \mathbf{g} \rangle_{\mathcal{H}} = \sum_{l=1}^d \langle f_l, g_l \rangle_{\mathcal{H}_0}$ , for  $\mathbf{g} = (g_1, g_2, \dots, g_d)$ . The induced norm is  $\|\mathbf{f}\|_{\mathcal{H}}^2 = \langle \mathbf{f}, \mathbf{f} \rangle_{\mathcal{H}}$ . See e.g., Berlinet & Thomas-Agnan (2011) for more background to RKHS.

### 2.1 Stein Discrepancy as Gradient of KL Divergence

Let  $p(\mathbf{x})$  be a density function on  $\mathbb{R}^d$  which we want to approximate. We assume that we know  $p(\mathbf{x})$  only up to a normalization constant, that is,

$$p(\mathbf{x}) = \frac{1}{Z} \bar{p}(\mathbf{x}), \quad Z = \int \bar{p}(\mathbf{x}) d\mathbf{x}, \quad (2)$$

where we assume we can only calculate  $\bar{p}(\mathbf{x})$  and  $Z$  is a normalization constant (known as the partition function) that is intractable to calculate exactly. We assume that  $\log p(\mathbf{x})$  is differentiable w.r.t.  $\mathbf{x}$ , and we have access to  $\nabla \log p(\mathbf{x}) = \nabla \log \bar{p}(\mathbf{x})$  which does not depend on  $Z$ .

The main idea of SVGD is to use a set of sequential deterministic transforms to iteratively push a set of particles  $\{\mathbf{x}_i\}_{i=1}^n$  towards the target distribution:

$$\begin{aligned} \mathbf{x}_i &\leftarrow \mathbf{T}(\mathbf{x}_i), & \forall i = 1, 2, \dots, n \\ \mathbf{T}(\mathbf{x}) &= \mathbf{x} + \epsilon \phi(\mathbf{x}), \end{aligned} \quad (3)$$

where we choose the transform  $\mathbf{T}$  to be an additive perturbation by a velocity field  $\phi$ , with a magnitude controlled by a step size  $\epsilon$  that is assumed to be small.

The key question is the choice of the velocity field  $\phi$ ; this is done by choosing  $\phi$  to maximally decrease the KL divergence between the distribution of particles and the target distribution. Assume the current particles are drawn from  $q$ , and  $\mathbf{T}\#q$  is the distribution of the update particles, that is,  $\mathbf{T}\#q$  is the distribution of  $\mathbf{x}' = \mathbf{T}(\mathbf{x}) = \mathbf{x} + \epsilon\phi(\mathbf{x})$  when  $\mathbf{x} \sim q$ . The optimal  $\phi$  should solve the following functional optimization:

$$\mathbb{D}(q \parallel p) \stackrel{def}{=} \max_{\phi \in \mathcal{B}} \left\{ -\frac{d}{d\epsilon} \text{KL}(\mathbf{T}\#q \parallel p) \Big|_{\epsilon=0} \right\}, \quad (4)$$

where  $\mathcal{B}$  is the unit ball of the function space  $\mathcal{F}$ .  $\mathcal{F}$  is a normed vector-valued function space that contains the set of candidate velocity fields  $\phi$ .

The maximum negative gradient value  $\mathbb{D}(q \parallel p)$  in (4) provides a discrepancy measure between two distributions  $q$  and  $p$  and is known as *Stein discrepancy* (Stein, 1972): if  $\mathcal{F}$  is taken to be large enough, we have  $\mathbb{D}(q \parallel p) = 0$  iff there exists no transform to further improve the KL divergence between  $p$  and  $q$ , namely  $p = q$ .

It is necessary to use an infinite dimensional function space  $\mathcal{F}$  to obtain good transforms, which then casts a challenging functional optimization problem. Fortunately, it turns out that a simple closed form solution can be obtained by taking  $\mathcal{F}$  to be an RKHS  $\mathcal{H} = \mathcal{H}_0 \times \dots \times \mathcal{H}_0$ , where  $\mathcal{H}_0$  is a RKHS of scalar-valued functions, associated with a positive definite kernel  $k(x, x')$ . In this case, Liu et al. (2016) showed that the optimal solution of (4) is  $\phi^* / \|\phi^*\|_{\mathcal{H}}$ , where

$$\phi^*(\cdot) = \mathbb{E}_{\mathbf{x} \sim q} [\nabla_{\mathbf{x}} \log p(\mathbf{x}) k(\mathbf{x}, \cdot) + \nabla_{\mathbf{x}} k(\mathbf{x}, \cdot)]. \quad (5)$$

In addition, the corresponding Stein discrepancy, known as kernelized Stein discrepancy (KSD) (Liu et al., 2016; Chwialkowski et al., 2016; Gretton et al., 2009; Oates et al., 2016), can be shown to have the following closed form

$$\mathbb{S}(q \parallel p) = \|\phi^*\|_{\mathcal{H}} = \left( \mathbb{E}_{\mathbf{x}, \mathbf{x}' \sim q} [\kappa_p(\mathbf{x}, \mathbf{x}')] \right)^{1/2}, \quad (6)$$

where  $\kappa_p(\mathbf{x}, \mathbf{x}')$  is a positive definite kernel defined by

$$\begin{aligned} \kappa_p(\mathbf{x}, \mathbf{x}') &= \mathbf{s}_p(\mathbf{x})^\top k(\mathbf{x}, \mathbf{x}') \mathbf{s}_p(\mathbf{x}') \\ &+ \mathbf{s}_p(\mathbf{x})^\top \nabla_{\mathbf{x}'} k(\mathbf{x}, \mathbf{x}') \\ &+ \mathbf{s}_p(\mathbf{x}')^\top \nabla_{\mathbf{x}} k(\mathbf{x}, \mathbf{x}') + \nabla_{\mathbf{x}} \cdot (\nabla_{\mathbf{x}'} k(\mathbf{x}, \mathbf{x}')). \end{aligned} \quad (7)$$

where  $\mathbf{s}_p(\mathbf{x}) \stackrel{def}{=}} \nabla \log p(\mathbf{x})$ . We refer to Liu et al. (2016) for the derivation of (7), and further treatment of KSD in Chwialkowski et al. (2016); Oates et al. (2016); Gorham & Mackey (2017).

## 2.2 Stein Variational Gradient Descent

In order to apply the derived optimal transform in the practical SVGD algorithm, we approximate the expectation  $\mathbb{E}_{\mathbf{x} \sim q}$

in (5) using the empirical averaging of the current particles, that is, given particles  $\{\mathbf{x}_i^\ell\}$  at the  $\ell$ -th iteration, we construct the following velocity field:

$$\phi_{\ell+1}(\cdot) = \frac{1}{n} \sum_{j=1}^n [\nabla \log p(\mathbf{x}_j^\ell) k(\mathbf{x}_j^\ell, \cdot) + \nabla_{\mathbf{x}_j^\ell} k(\mathbf{x}_j^\ell, \cdot)]. \quad (8)$$

The SVGD update at the  $\ell$ -th iteration is then given by

$$\begin{aligned} \mathbf{x}_i^{\ell+1} &\leftarrow \mathbf{T}_{\ell+1}(\mathbf{x}_i^\ell), \\ \mathbf{T}_{\ell+1}(\mathbf{x}) &= \mathbf{x} + \epsilon \phi_{\ell+1}(\mathbf{x}). \end{aligned} \quad (9)$$

Here transform  $\mathbf{T}_{\ell+1}$  is adaptively constructed based on the most recent particles  $\{\mathbf{x}_i^\ell\}$ . Assume the initial particles  $\{\mathbf{x}_i^0\}$  are i.i.d. drawn from some distribution  $q_0$ , then the pushforward maps of  $\mathbf{T}_\ell$  define a sequence of distributions that bridges between  $q_0$  and  $p$ :

$$q_\ell = (\mathbf{T}_\ell \circ \dots \circ \mathbf{T}_1)\#q_0, \quad \text{for } \ell = 1, \dots, K, \quad (10)$$

where  $q_\ell$  forms increasingly better approximation of the target  $p$  as  $K$  increases. Because  $\{\mathbf{T}_\ell\}$  are nonlinear transforms,  $q_\ell$  can represent highly complex distributions even when the original  $q_0$  is simple. In fact, one can view  $q_\ell$  as a deep residual network (He et al., 2016) constructed layer-by-layer in a fast, nonparametric fashion.

However, because the transform  $\mathbf{T}_\ell$  depends on the previous particles  $\{\mathbf{x}_i^{\ell-1}\}$  as shown in (8), the particles  $\{\mathbf{x}_i^\ell\}$ , after the zero-th iteration, depend on each other in a complex fashion, and do not, in fact, straightforwardly follow distribution  $q_\ell$  in (10). Principled approaches for analyzing such interacting particle systems can be found in (Braun & Hepp, 1977; Spohn, 2012; Del Moral, 2013; Sznitman, 1991). The goal of this work, however, is to provide a simple method to “decouple” the SVGD dynamics, transforming it into a standard importance sampling method amendable to easier analysis as well as interpretable and applicable to more general inference tasks such as estimating partition function of unnormalized distribution where SVGD cannot be applied.

## 3 Decoupling SVGD

In this section, we introduce our Stein variational importance sampling (SteinIS) algorithm. Our idea is simple. We initialize the particles  $\{\mathbf{x}_i^0\}_{i=1}^n$  by i.i.d. draws from an initial distribution  $q_0$  and partition them into two sets, including a set of *leader particles*  $\mathbf{x}_A^\ell = \{\mathbf{x}_i^\ell : i \in A\}$  and *follower particles*  $\mathbf{x}_B^\ell = \{\mathbf{x}_i^\ell : i \in B\}$ , with  $B = \{1, \dots, n\} \setminus A$ , where the leader particles  $\mathbf{x}_A^\ell$  are responsible for constructing the transforms, using the standard SVGD update (9), while the follower particles  $\mathbf{x}_B^\ell$  simply follow the transform maps constructed by  $\mathbf{x}_A^\ell$  and do not contribute to the construction of the transforms.

Conceptually, we can think that we first construct all the maps  $\{\mathbf{T}_\ell\}$  by evolving the leader particles  $\{\mathbf{x}_A^\ell\}$ , and then

---

**Algorithm 1** Stein Variational Importance Sampling
 

---

**Goal:** Obtain i.i.d. importance sample  $\{\mathbf{x}_i^K, w_i^K\}$  for  $p$ .  
 Initialize  $\mathbf{x}_A^0$  and  $\mathbf{x}_B^0$  by i.i.d. draws from  $q_0$ .

Calculate  $\{q_0(\mathbf{x}_i^0)\}, \forall i \in B$ .

**for** iteration  $\ell = 0, \dots, K - 1$  **do**

1. Construct the map using the leader particles  $\mathbf{x}_A^\ell$

$$\phi_{\ell+1}(\cdot) = \frac{1}{|A|} \sum_{j \in A} [\nabla \log p(\mathbf{x}_j^\ell) k(\mathbf{x}_j^\ell, \cdot) + \nabla_{\mathbf{x}_j^\ell} k(\mathbf{x}_j^\ell, \cdot)].$$

2. Update both the leader and follower particles

$$\mathbf{x}_i^{\ell+1} \leftarrow \mathbf{x}_i^\ell + \epsilon \phi_{\ell+1}(\mathbf{x}_i^\ell), \quad \forall i \in A \cup B.$$

3. Update the density values (for  $i \in B$ ) by

$$q_{\ell+1}(\mathbf{x}_i^{\ell+1}) = q_\ell(\mathbf{x}_i^\ell) \cdot |\det(I + \nabla_{\mathbf{x}} \phi_{\ell+1}(\mathbf{x}_i^\ell))|^{-1}$$

**end for**

Calculate  $w_i^K = p(\mathbf{x}_i^K) / q_K(\mathbf{x}_i^K), \forall i \in B$ .

**Outputs:** i.i.d. importance sample  $\{\mathbf{x}_i^K, w_i^K\}$  for  $i \in B$ .

---

push the follower particles through  $\{\mathbf{T}_\ell\}$  in order to draw exact, i.i.d. samples from  $q_\ell$  in (10). Note that this is under the assumption the leader particles  $\mathbf{x}_A^\ell$  has been observed and fixed, which is necessary because the transform  $\mathbf{T}_\ell$  and distribution  $q_\ell$  depend on  $\mathbf{x}_A^\ell$ .

In practice, however, we can simultaneously update both the leader and follower particles, by a simple modification of the original SVGD (9) shown in Algorithm 1 (step 1-2), where the only difference is that we restrict the empirical averaging in (8) to the set of the leader particles  $\mathbf{x}_A^\ell$ . The relationship between the particles in set  $A$  and  $B$  can be more easily understood in Figure 1.

**Calculating Importance Weights** Because  $q_K$  is still different from  $p$  when we only apply finite number of iterations  $K$ , which introduces deterministic biases if we directly use  $\mathbf{x}_B^K$  to approximate  $p$ . We address this problem by further turning the algorithm into an importance sampling algorithm with importance proposal  $q_K$ . Specifically, we calculate the

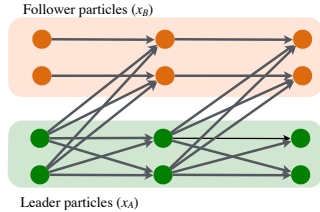


Figure 1: Our method uses a set of leader particles  $\mathbf{x}_A^\ell$  (green) to construct the transform map  $\mathbf{T}_\ell$ , which the follower particles  $\mathbf{x}_B^\ell$  follows subsequently. The leader particles  $\mathbf{x}_A^\ell$  are interactive and dependent on each other. The follower particles  $\mathbf{x}_B^\ell$  can be viewed as i.i.d. draws from  $q_\ell$ , given fixed leader particles  $\mathbf{x}_A^\ell$ .

importance weights of the particles  $\{\mathbf{x}_i^K\}$ :

$$w_i^K = \frac{\bar{p}(\mathbf{x}_i^K)}{q_K(\mathbf{x}_i^K)}, \quad (11)$$

where  $\bar{p}$  is the unnormalized density of  $p$ , that is,  $p(\mathbf{x}) = \bar{p}(\mathbf{x}) / Z$  as in (2); we then estimate integral quantities by

$$\hat{\mathbb{E}}_p[f] = \frac{\sum_{i \in B} w_i^K f(\mathbf{x}_i^K)}{\sum_{i \in B} w_i^K}.$$

which provides a consistent estimator of  $\mathbb{E}_p f$  when we use finite number of transformations  $K$ . Here we use the self normalized weights because  $\bar{p}(\mathbf{x})$  is unnormalized. Further, the sum of the unnormalized weights provides an unbiased estimation for the normalization constant  $Z$ :

$$\hat{Z} = \frac{1}{|B|} \sum_{i \in B} w_i^K,$$

which satisfies the unbiasedness property  $\mathbb{E}[\hat{Z}] = Z$ . Note that the original SVGD does not provide a method for estimating normalization constants, although, as a result of this work, Section 4 will discuss another method for estimating  $Z$  that is more directly motivated by SVGD.

In addition, the importance weights in (11) can be calculated based on the following formula:

$$q_K(\mathbf{x}^K) = q_0(\mathbf{x}^0) \prod_{\ell=1}^K |\det(\nabla_{\mathbf{x}} \mathbf{T}_\ell(\mathbf{x}^{\ell-1}))|^{-1}, \quad (12)$$

where  $\mathbf{T}_\ell$  is defined in (9) and we assume that the step size  $\epsilon$  is small enough so that each  $\mathbf{T}_\ell$  is an one-to-one map. See Algorithm 1 (step 3).

The key computational cost here is to calculate the determinant of the Jacobian matrix, for which typical methods would cost  $O(d^3)$  where  $d$  is the dimension of  $\mathbf{x}$ . The total cost of each iteration of Algorithm 1 is  $O(n|A| + |B|d^3)$ . This is the cost to pay for having a consistent importance sampling estimator in finite iterations and for being able to estimate the normalization constant  $Z$ . The calculation of the importance weights also provides an assessment of accuracy using the effective sample size of the weights and enables us to early stop the algorithm when a confidence threshold is reached.

One way to speed up our algorithm in empirical experiments is to parallelize the computation of Jacobian matrices for all follower particles in GPU. It is possible, however, to develop efficient approximation for the determinants by leveraging the special structure of the Jacobean matrix, given by

$$\nabla_{\mathbf{y}} \mathbf{T}(\mathbf{y}) = I + \epsilon A,$$

$$A = \frac{1}{n} \sum_{j=1}^n [\nabla_{\mathbf{x}} \log p(\mathbf{x}_j)^\top \nabla_{\mathbf{y}} k(\mathbf{x}_j, \mathbf{y}) + \nabla_{\mathbf{x}} \nabla_{\mathbf{y}} k(\mathbf{x}_j, \mathbf{y})],$$

which is close to the identity matrix  $I$  when the step size is small. This allows us to use Taylor expansion for approximation:

**Proposition 1.** *Assume  $\epsilon < 1/\rho(A)$ , where  $\rho(A)$  is the spectral radius of  $A$ , that is,  $\rho(A) = \max_j |\lambda_j(A)|$  and  $\{\lambda_j\}$  are the eigenvalues of  $A$ . We have*

$$\det(I + \epsilon A) = \prod_{k=1}^d (1 + \epsilon a_{kk}) + O(\epsilon^2), \quad (13)$$

where  $\{a_{kk}\}$  are the diagonal elements of  $A$ .

*Proof.* Note that  $\det(I + \epsilon A) = \exp(\text{trace}(\log(I + \epsilon A)))$ , and  $\log(I + \epsilon A) = 1 + \epsilon A + O(\epsilon^2)$ .  $\square$

Therefore, one can approximate the determinant with approximation error  $O(\epsilon^2)$  using linear time  $O(d)$  w.r.t. the dimension. Often the step size is decreasing with iterations, and a way to trade-off the accuracy with computational cost is to use the exact calculation in the beginning when the step size is large, and switch to the approximation when the step size is small.

### 3.1 Monotone Decreasing of the KL divergence

One nice property of algorithm 1 is that the KL divergence between the iterative distribution  $q_\ell$  and  $p$  is monotone decreasing. This property can be more easily understood by considering our iterative system in continuous evolution time. Taking the step size  $\epsilon$  of the transformation defined in (3) to be infinitesimal, the evolution equation of random variable  $\mathbf{x}^t$  is governed by the following nonlinear partial differential equation (PDE),

$$\frac{d\mathbf{x}^t}{dt} = \mathbb{E}_{\mathbf{x} \sim q_t} [s_p(\mathbf{x})k(\mathbf{x}, \mathbf{x}^t) + \nabla_{\mathbf{x}}k(\mathbf{x}, \mathbf{x}^t)], \quad (14)$$

where  $t$  is the current evolution time and  $q_t$  is the density function of  $\mathbf{x}^t$ . The current evolution time  $t = \epsilon\ell$  when  $\epsilon$  is small and  $\ell$  is the current iteration. We have the following proposition:

**Proposition 2.** *Suppose random variable  $\mathbf{x}^t$  is governed by PDE (14), then its density  $q_t$  is characterized by*

$$\frac{\partial q_t}{\partial t} = -\text{div}(q_t \mathbb{E}_{\mathbf{x} \sim q_t} [s_p(\mathbf{x})k(\mathbf{x}, \mathbf{x}^t) + \nabla_{\mathbf{x}}k(\mathbf{x}, \mathbf{x}^t)]), \quad (15)$$

where  $\text{div}(\mathbf{f}) = \sum_{i=0}^d \partial \mathbf{f}_i(\mathbf{x})/\partial x_i$ ,  $\mathbf{f} = (f_1, \dots, f_d)$ .

The proof of proposition 2 is similar to the proofs of proposition 1.1 in Jourdain & Méléard (1998) and lemma 3 in Dai et al. (2016). Proposition 2 characterizes the evolution of the density function  $q_t(\mathbf{x}^t)$  when the random variable  $\mathbf{x}^t$  is evolved by (14). The continuous system captured by (14) and (15) is a type of Vlasov process which has wide applications in physics, biology and many other areas (Braun &

---

**Algorithm 2** SVGD with Path Integration for estimating  $\text{KL}(q_0 \parallel p)$  and  $\log Z$

---

- 1: **Input:** Target distribution  $p(\mathbf{x}) = \bar{p}(\mathbf{x})/Z$ ; an initial distribution  $q_0$ .
- 2: **Goal:** Estimating  $\text{KL}(q_0 \parallel p)$  and the normalization constant  $\log Z$ .
- 3: Initialize  $\hat{K} = 0$ . Initialize particles  $\{\mathbf{x}_i^0\}_{i=1}^n \sim q_0(\mathbf{x})$ .
- 4: Compute  $\hat{\mathbb{E}}_{q_0}[\log(q_0(\mathbf{x})/\bar{p}(\mathbf{x}))]$  via sampling from  $q_0$ .
- 5: **while** iteration  $\ell$  **do**
- 6:

$$\begin{aligned} \hat{K} &\leftarrow \hat{K} + \epsilon \hat{\mathbb{S}}(q_\ell \parallel p)^2, \\ \mathbf{x}_i^{\ell+1} &\leftarrow \mathbf{x}_i^\ell + \phi_{\ell+1}(\mathbf{x}_i^\ell), \end{aligned}$$

where  $\hat{\mathbb{S}}(q_\ell \parallel p)$  is defined in (19).

- 7: **end while**
  - 8: Estimate  $\text{KL}(q_0 \parallel p)$  by  $\hat{K}$  and  $\log Z$  by  $\hat{\mathbb{S}} - \hat{\mathbb{E}}_{q_0}[\log(q_0(\mathbf{x})/\bar{p}(\mathbf{x}))]$ .
- 

Hepp, 1977). As a consequence of proposition 2, it is easy to derive the following equation:

$$\frac{d\text{KL}(q_t \parallel p)}{dt} = -\mathbb{S}(q_t, p)^2 < 0. \quad (16)$$

Equation (16) indicates that the KL divergence between the iterative distribution  $q_t$  and  $p$  is monotone decreasing.

## 4 A Path Integration Method

We mentioned that the original SVGD does not have the ability to estimate the partition function. We address this problem by turning SVGD into a standard importance sampling algorithm in Section 3. Here we introduce another method for estimating KL divergence and normalization constants that is more directly motivated by the original SVGD, by leveraging the fact that the Stein discrepancy is a type of gradient of KL divergence. This method does not need to estimate the importance weights but has to run SVGD to converge to diminish the Stein discrepancy between intermediate distribution  $q_\ell$  and  $p$ . In addition, this method does not perform as well as Algorithm 1 as we find empirically. Nevertheless, we find this idea is conceptually interesting and useful to report and discuss it.

Recalling Equation (4) in Section 2.1, we know that if we perform transform  $\mathbf{T}(\mathbf{x}) = \mathbf{x} + \epsilon\phi^*(\mathbf{x})$  with  $\phi^*$  defined in (5), the corresponding decrease of KL divergence would be

$$\begin{aligned} \text{KL}(q \parallel p) - \text{KL}(\mathbf{T}\#q \parallel p) &\approx \epsilon \cdot \|\phi^*\|_{\mathcal{H}} \cdot \mathbb{S}(q \parallel p) \\ &\approx \epsilon \cdot \mathbb{S}(q \parallel p)^2, \end{aligned} \quad (17)$$

where we used the fact that  $\mathbb{S}(q \parallel p) = \|\phi^*\|_{\mathcal{H}}$ , shown in (6). Applying this recursively on  $q_\ell$  in (17), we get

$$\text{KL}(q_0 \parallel p) - \text{KL}(q_{\tau+1} \parallel p) \approx \sum_{\ell=0}^{\tau} \epsilon \cdot \mathbb{S}(q_\ell \parallel p)^2.$$

Assuming  $\text{KL}(q_\tau \parallel p) \rightarrow 0$  when  $\tau \rightarrow \infty$ , we get

$$\text{KL}(q_0 \parallel p) \approx \sum_{\ell=0}^{\infty} \epsilon \cdot \mathbb{S}(q_\ell \parallel p)^2. \quad (18)$$

By (6), the square of the Stein discrepancy can be empirically estimated via V-statistics, which is given as

$$\hat{\mathbb{S}}(q_\ell \parallel p)^2 = \frac{1}{n^2} \sum_{i,j=1}^n \kappa(\mathbf{x}_i^\ell, \mathbf{x}_j^\ell). \quad (19)$$

Overall equation (18) gives an estimation for the KL divergence between  $q_0$  and the target distribution  $p = \bar{p}(\mathbf{x})/Z$ . This can be transformed to an estimator of the log normalization constant  $\log Z$  of  $p$ , by noting that

$$\log Z = \text{KL}(q_0 \parallel p) - \mathbb{E}_{q_0}[\log(q_0(\mathbf{x})/\bar{p}(\mathbf{x}))], \quad (20)$$

where the second term can be estimated by drawing a lot of samples to diminish its variance since the samples from  $q_0$  is easy to draw.  $\mathbb{E}_{q_0}[\log(q_0(\mathbf{x})/\bar{p}(\mathbf{x}))] = \frac{1}{N} \sum_{i=1}^N \log(q_0(\mathbf{x}_i)/\bar{p}(\mathbf{x}_i))$ , where  $\mathbf{x}_i \sim q_0$  and  $N$  is large. The whole procedure is summarized in Algorithm 2.

## 5 Empirical Experiments

We study the empirical performance of our proposed algorithms on both simulated and real world datasets. We start with toy examples to numerically investigate some theoretical properties of our algorithms. Then we compare the empirical performance of our algorithm and traditional adaptive IS on a probability model, which is not from the Gaussian mixture family. We also employ our algorithm to estimate the partition function of Gaussian-Bernoulli Restricted Boltzmann Machine(RBM), a graphical model widely used in deep learning (Welling et al., 2004; Hinton & Salakhutdinov, 2006). Finally, we apply our algorithm to evaluate the log likelihood of decoder models in variational autoencoder (Kingma & Welling, 2013).

We summarize some hyperparameters used in the following experiments. We use RBF kernel  $k(\mathbf{x}, \mathbf{x}') = \exp(-\|\mathbf{x} - \mathbf{x}'\|^2/h^2)$ , where  $h$  is the bandwidth. In most experiments, we let  $h$  be  $h_0 \stackrel{\text{def}}{=} \text{med}/(2 \log(|A| + 1))$ , where  $\text{med}$  is the median of the pairwise distance and  $|A|$  is the number of leader particles, except for the evaluation of deep generative model. When evaluating the deep generative model, we use  $h = 0.9 \cdot h_0 + 0.1 \cdot h_0^2$ . The step sizes in our algorithms are chosen as  $\epsilon = \alpha/(1 + \ell)^\beta$ , where  $\alpha$  and  $\beta$  are hyperparameters chosen from a validation set to achieve best performance. When  $\epsilon \leq 0.1$ , we use first-order approximation to calculate the determinants of Jacobian matrices as illustrated in proposition 1.

We clarify some notations used in the following experiments. AIS denotes the annealing importance sampling

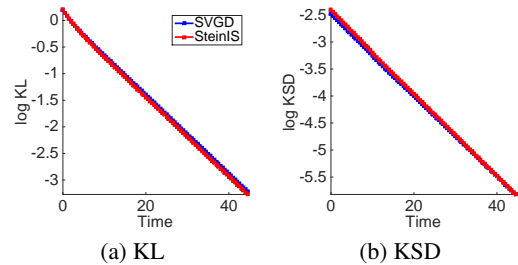


Figure 2: GMM with 10 mixture components.  $d = 1$ . In SVGD, 500 particles are evolved. In SteinIS,  $|A| = 200$  and  $|B| = 500$ . For SVGD and SteinIS, all particles are drawn from the same Gaussian distribution  $q_0(\mathbf{x})$ .

where Langevin dynamics is applied in its Markov transitions while HAIS denotes the annealing importance sampling where the Hamiltonian Monte Carlo(HMC) is applied in its Markov transition. HAIS can use  $L$  leapfrog steps implemented in each of its Markov transitions, implemented by Wu et al. (2016). As mentioned in the introduction, the distribution path  $\{q_\ell\}$  in SteinIS which bridge the target  $p$  to  $q_0$  is contrastive to the annealing path in AIS. We use "transitions" to denote the number of intermediate distributions constructed in the paths of both SteinIS and AIS.

### 5.1 Gaussian Mixtures Model(GMM)

First, we numerically investigate the convergence of KL divergence between the iterative distribution  $q_t$ (in continuous time) and  $p$ . Sufficient particles are drawn and infinitesimal step  $\epsilon$  is taken to exactly simulate the continuous time system, illustrated by (14), (15) and (16). Figure 2(a) shows that the KL divergence between the evolved distribution  $q_t(\mathbf{x})$  and the target distribution  $p(\mathbf{x})$  satisfies  $\text{KL}(q_t, p) \propto \exp(-\gamma_1 t)$ . The negative of its derivative  $\mathbb{S}(q_t, p)^2$  in (16), also has the exponential decay,  $\mathbb{S}(q_t, p)^2 \propto \exp(-\gamma_2 t)$ , as indicated by Figure 2(b). And we have  $|\gamma_1 - \gamma_2| < 0.002$  in our experiment. These results give us the conjecture that  $\text{KL}(q_t, p) = C \exp(-\gamma t)$  and  $\mathbb{S}(q_t, p)^2 = C \gamma \exp(-\gamma t)$  although their analytical solutions are not available. These results numerically indicate that  $\text{KL}(q_t, p)$  has exponential decays on GMM and validate that our importance proposal  $q_t(\mathbf{x})$  is a good proposal for implementing IS as long as sufficient transformations are implemented to ensure that  $\text{KL}(q_t, p)$  decreases to be sufficiently small.

We empirically verify the convergence property of our SteinIS w.r.t. the particle size on GMM. We apply SteinIS to estimate  $\mathbb{E}_p[h(\mathbf{x})]$ , where  $h(\mathbf{x}) = x_j, x_j^2$  or  $\cos(w x_j + b)$ , for  $j = 1, 2$ , and the partition function. From Figure 3, we can see that the mean square error(MSE) of our algorithms follow the typical convergence rate of IS, which is  $O(1/\sqrt{|B|})$ , where  $|B|$  is the number of samples for performing IS. Figure 3 indicates that SteinIS can achieve almost the same performance as the exact IS (directly draw



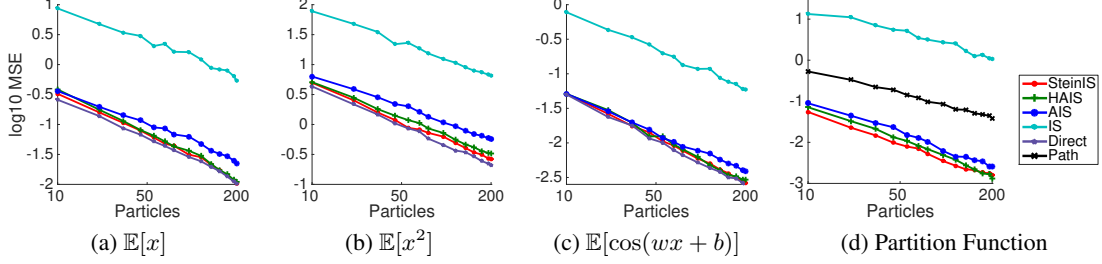


Figure 3: GMM with 10 mixture components.  $d = 2$ . (a)-(c) shows mean square error(MSE) for estimating  $\mathbb{E}_p[h(x)]$ , where  $h(x) = x_j, x_j^2, \cos(wx_j + b)$ , for  $j = 1, 2$ . 800 transitions are used in SteinIS, HAIS and AIS.  $L=1$  in HAIS. The size of leader particles  $|A|$  is fixed as 100 and let the size of follower particles  $|B|$  vary in SteinIS. The initial proposal  $q_0(x)$  is Gaussian. "Direct" means that samples are directly drawn from  $p(x)$  and is not applicable in (d). "IS" means we directly draw samples from  $q_0$ . "Path" denotes the proposed algorithm 2 and is only applicable to estimate (d). The MSE is averaged on each coordinate over 500 independent experiments for SteinIS, HAIS, AIS and Direct, and over 2000 independent experiments for IS. SVGD has similar results as our SteinIS on (a), (b), (c) and is not provided in this figure for clarity. SVGD cannot be applied to task (d). The logarithm base is 10.

samples from the target  $p$ ) when enough transformations are implemented to ensure that our importance proposal  $q_K$  approximately matches  $p(x)$ .

## 5.2 Comparison between SteinIS and Adaptive IS.

In the following, we compare SteinIS with traditional adaptive IS (Ryu & Boyd, 2014) on a probability model  $p(x)$ , obtained by nonlinearly transforming one Gaussian mixture model, defined as  $\tilde{q}(z) = \sum_{k=1}^3 \alpha_k \mathcal{N}(z; \mu_k, \Sigma_k)$ . Specifically, we apply nonlinear transform  $x = T(z)$ , where  $z \sim \tilde{q}(z)$ , to get the target  $p(x)$ . The nonlinear transform is defined as  $T(z) = (a_1 z_1 + b_1, a_2 z_1^2 + a_3 z_2 + b_2)^\top$ , where  $z = (z_1, z_2)^\top$ . The contour of the target density  $p(x)$  is shown in Figure 4(h). As we can see, the target distribution  $p(x)$  is deviated from Gaussian mixture models. To make a fair comparison, we use 200 mixture components in  $q_\theta(x)$  of adaptive IS (Ryu & Boyd, 2014) and 200 leader particles in SteinIS, i.e.,  $|A| = 200$ . The KL divergence (calculated via kernel density estimation) between our importance proposal  $q_K(x)$  and  $p(x)$  can be decreased to be less than 0.003 after 2000 iterations. While the KL divergence between the optimal proposal  $q_{\theta^*}$  of the adaptive IS and  $p(x)$  can be only decreased to 0.42 even after sufficient optimizations. From Figure 4(a) to 4(d), we can see that the evolved proposals of SteinIS converge fast to the target density  $p(x)$  and approximately match  $p(x)$  at 2000 iterations. However, the optimal proposal  $q_{\theta^*}$  of adaptive IS with 200 mixture components cannot fit  $p(x)$  well, as indicated by Figure 4(g). The reason is that using predefined mixture models with fixed number of mixture components may not provide a good approximation for  $p(x)$ . In addition, SteinIS can be applied to refine  $q_{\theta^*}$  to get better importance proposal by implementing a set of successive transforms on  $q_{\theta^*}$ .

## 5.3 Gauss-Bernoulli Restricted Boltzmann Machine(RBM)

In this subsection, we test our SteinIS in a multi-modal model. we apply our method to estimate the partition function of a hidden variable graphical model, Gauss-Bernoulli RBM. It consists of a continuous observable variable  $x \in \mathbb{R}^d$  and a binary hidden variable  $h \in \{\pm 1\}^{d'}$ , with jointly probability density function

$$p(x, h) \propto \exp\left(\frac{1}{2} x^\top B h + b^\top x + c^\top h - \frac{1}{2} \|x\|_2^2\right), \quad (21)$$

where  $p(x) = \frac{1}{Z} \sum_h p(x, h)$  and  $Z$  is the normalization constant. We can show  $p(x)$  is given as

$$p(x) = \frac{1}{Z} \exp(b^\top x - \frac{1}{2} \|x\|_2^2) \prod_{i=1}^{d'} [\exp(\varphi_i) + \exp(-\varphi_i)],$$

where  $\varphi = B^\top x + c$ ,  $\varphi = (\varphi_1, \varphi_2, \dots, \varphi_{d'})$  and its score function  $s_p$  is easily derived as

$$s_p(x) = b - x + B \frac{\exp(2\varphi) - 1}{\exp(2\varphi) + 1}.$$

In our experiments, we simulate a true model  $p(x)$  by drawing  $b$  and  $c$  from standard Gaussian and select  $B$  uniformly random from  $\{0.5, -0.5\}$  with probability 0.5. The dimension of latent variable  $h$  is 10 so that the probability model  $p(x)$  is the mixture of  $2^{10}$  multivariate Gaussian distribution. The exact normalization constant  $Z$  can be feasibly calculated using the brute-force algorithm in this case. Figure 5(a) and 5(b) show the performance of SteinIS on Gauss-Bernoulli RBM with varying dimensions of the observed variable and 100-dimensional observed variable respectively. We can see that SteinIS converges slightly faster than HAIS which uses one leapfrog step in each of its Markov transition. Even with the same number of Markov transitions, AIS

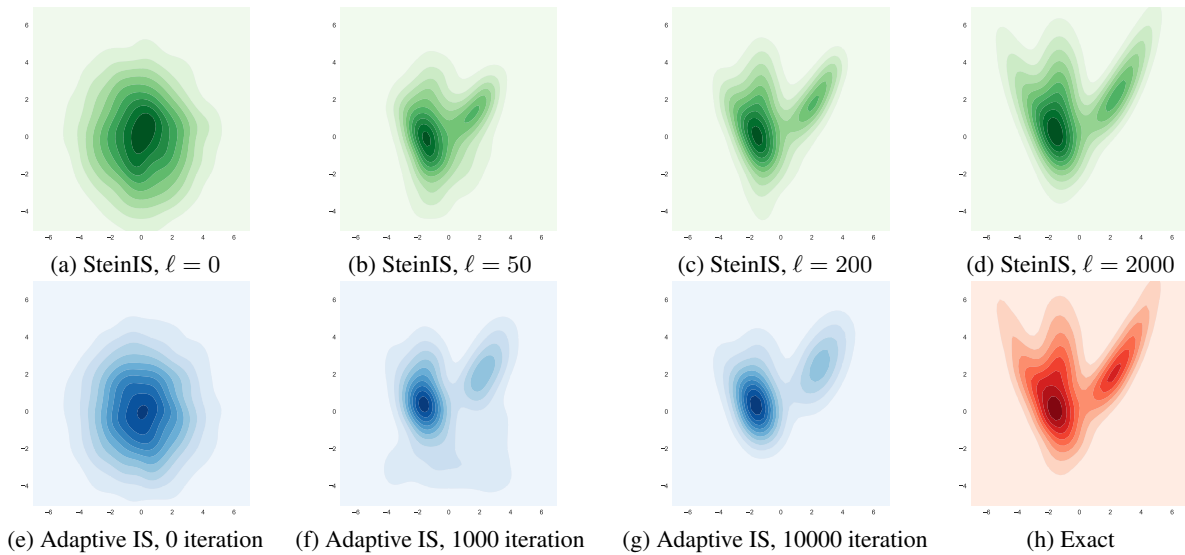


Figure 4: Evolution of the contour of density functions for SteinIS and Adaptive IS. The top line shows the contours of the evolved density functions in SteinIS, i.e., (a, b, c, d). (e, f, g) are the evolved contours of the traditional adaptive IS. (h) is the contour of the target density  $p(\mathbf{x})$ . The number of mixture components for adaptive IS is 200 and the number of leader particles for approximating the map in SteinIS is 200.

with Langevin dynamics converges much slower than HAIS. This fact is also observed by Sohl-Dickstein & Culpepper (2012) when they first propose HAIS.

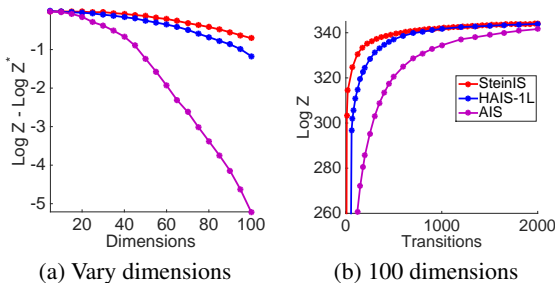


Figure 5: Gauss-Bernoulli RBM with 10-dimensional latent space. The initial distribution  $q_0(\mathbf{x})$  for SteinIS, HAIS and AIS is multivariate Gaussian. We let  $|\Lambda|=100$  in SteinIS and use 100 samples for implementing IS in SteinIS, HAIS and AIS. In (a), we use 1500 transitions for HAIS, SteinIS and AIS. "HAIS-1L" means  $L = 1$  in each Markov transition of HAIS. SVGD is not applicable.  $\log Z^*$  denotes the logarithm of the exact normalizing constant. All experiments are averaged over 500 independent trails.

#### 5.4 Deep Generative Models

Finally, we implement our SteinIS to evaluate the log-likelihoods of the decoder models in variational autoencoder(VAE)(Kingma & Welling, 2013). VAE is a directed probabilistic graphical model. The decoder-based generative model is defined by a joint distribution over a set of latent random variables  $\mathbf{z}$  and the observed variables

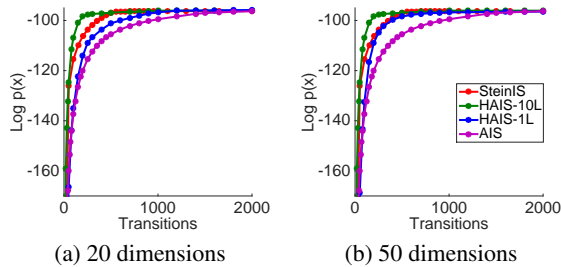


Figure 6: Decoder-based generative models on MNIST. The initial distribution  $q_0(\mathbf{z})$  for SteinIS, HAIS and AIS is multivariate Gaussian. We let  $|\Lambda|=60$  in SteinIS and use 60 samples for each image to implement IS in SteinIS, HAIS and AIS. "HAIS-10L" and "HAIS-1L" denote  $L = 10$  and  $L = 1$  in each Markov transition of HAIS respectively. The log-likelihood is calculated over 1000 images randomly chosen from MNIST. The dimensions in (a) and (b) are the dimensions of latent space  $\mathbf{z}$  in our setting.

$\mathbf{x} : p(\mathbf{x}, \mathbf{z}) = p(\mathbf{x} | \mathbf{z})p(\mathbf{z})$ . We use the same network structure as that in (Kingma & Welling, 2013). The prior  $p(\mathbf{z})$  is chosen to be multivariate Gaussian distribution. The log-likelihood is defined as  $p(\mathbf{x}) = \int p(\mathbf{x} | \mathbf{z})p(\mathbf{z})d\mathbf{z}$ , where  $p(\mathbf{x} | \mathbf{z})$  is the Bernoulli MLP as the decoder model given in Kingma & Welling (2013). In our experiment, we use a two-layer network for  $p(\mathbf{x} | \mathbf{z})$ .

Figure 6 also indicates that our SteinIS converges slightly faster than HAIS-1L which uses one leapfrog step in each of its Markov transitions, denoted by HAIS-1L. Meanwhile, the running time of SteinIS and HAIS-1L is also comparable as provided by Table 1. Although HAIS-10L which use 10



leapfrog steps in each of HAIS Markov transitions converges faster than our SteinIS, it takes much more time than our SteinIS since the leapfrog steps in the Markov transitions of HAIS are sequential. Compared with HAIS and AIS, our SteinIS has another advantage. If we want to increase the transitions from 1000 to 2000 for better accuracy, SteinIS can build on the result from 1000 transitions and just need to run another 1000 iterations. However, HAIS cannot take advantage of the result from 1000 transitions and have to independently run another 2000 transitions.

Table 1: Running Time (in seconds) on MNIST. Using the same setting as in Figure 6. We use 1000 transitions in all methods to test the running time.

Dimensions of $z$	10	20	50
SteinIS	224.40	226.17	261.76
HAIS-10L	600.15	691.86	755.44
HAIS-1L	157.76	223.30	256.23
AIS	146.75	206.89	230.14

## 6 Conclusion

In this paper, we propose an adaptive importance sampling algorithm which leverages the nonparametric transforms of SVGD to maximumly decrease the KL divergence between our importance proposals and the target distribution. Our algorithm turns SVGD into a typical adaptive IS for more general inference tasks. Numerical experiments demonstrate that our SteinIS works efficiently on the applications such as estimating the partition functions of graphical models and evaluating the log-likelihood of deep generative models. Future research includes more theoretical investigation of our algorithms and incorporates Hamiltonian Monte Carlo into our SteinIS to derive more algorithms.

## References

- Berlinet, Alain and Thomas-Agnan, Christine. *Reproducing kernel Hilbert spaces in probability and statistics*. Springer Science & Business Media, 2011.
- Braun, W and Hepp, K. The vlasov dynamics and its fluctuations in the  $1/n$  limit of interacting classical particles. *Communications in mathematical physics*, 56(2): 101–113, 1977.
- Cappé, Olivier, Douc, Randal, Guillin, Arnaud, Marin, Jean-Michel, and Robert, Christian P. Adaptive importance sampling in general mixture classes. *Statistics and Computing*, 18(4):447–459, 2008.
- Chwialkowski, Kacper, Strathmann, Heiko, and Gretton, Arthur. A kernel test of goodness of fit. In *Proceedings of the International Conference on Machine Learning (ICML)*, 2016.
- Cotter, Colin, Cotter, Simon, and Russell, Paul. Parallel adaptive importance sampling. *arXiv preprint arXiv:1508.01132*, 2015.
- Dai, Min, Huang, Shan, and Keppo, Jussi. Opaque bank assets and optimal equity capital. 2016.
- Del Moral, Pierre. *Mean field simulation for Monte Carlo integration*. CRC Press, 2013.
- Gelman, Andrew and Meng, Xiao-Li. Simulating normalizing constants: From importance sampling to bridge sampling to path sampling. *Statistical science*, pp. 163–185, 1998.
- Gorham, Jackson and Mackey, Lester. Measuring sample quality with kernels. *arXiv preprint arXiv:1703.01717*, 2017.
- Gretton, Arthur, Fukumizu, Kenji, Harchaoui, Zaid, and Sriperumbudur, Bharath K. A fast, consistent kernel two-sample test. In *Advances in neural information processing systems*, pp. 673–681, 2009.
- He, Kaiming, Zhang, Xiangyu, Ren, Shaoqing, and Sun, Jian. Deep residual learning for image recognition. In *Proceedings of the IEEE Conference on Computer Vision and Pattern Recognition*, pp. 770–778, 2016.
- Hinton, Geoffrey E and Salakhutdinov, Ruslan R. Reducing the dimensionality of data with neural networks. *science*, 313(5786):504–507, 2006.
- Hoffman, Matthew D, Blei, David M, Wang, Chong, and Paisley, John William. Stochastic variational inference. *Journal of Machine Learning Research*, 14(1):1303–1347, 2013.
- Jourdain, B and Méléard, S. Propagation of chaos and fluctuations for a moderate model with smooth initial data. In *Annales de l’Institut Henri Poincaré (B) Probability and Statistics*, volume 34, pp. 727–766. Elsevier, 1998.
- Kingma, Diederik P and Welling, Max. Auto-encoding variational bayes. *arXiv preprint arXiv:1312.6114*, 2013.
- Kingma, Diederik P, Salimans, Tim, Jozefowicz, Rafal, Chen, Xi, Sutskever, Ilya, and Welling, Max. Improved variational inference with inverse autoregressive flow. In *Advances in Neural Information Processing Systems*, pp. 4743–4751, 2016.
- Liu, Qiang and Wang, Dilin. Stein variational gradient descent: A general purpose bayesian inference algorithm. In *Advances In Neural Information Processing Systems*, pp. 2370–2378, 2016.
- Liu, Qiang, Lee, Jason D, and Jordan, Michael I. A kernelized stein discrepancy for goodness-of-fit tests. In *Proceedings of the International Conference on Machine Learning (ICML)*, 2016.
- Marzouk, Youssef, Moselhy, Tarek, Parno, Matthew, and Spantini, Alessio. An introduction to sampling via measure transport. *arXiv preprint arXiv:1602.05023*, 2016.

- Neal, Radford M. Annealed importance sampling. *Statistics and Computing*, 11(2):125–139, 2001.
- Oates, Chris J, Girolami, Mark, and Chopin, Nicolas. Control functionals for monte carlo integration. *Journal of the Royal Statistical Society: Series B (Statistical Methodology)*, 2016.
- Rezende, Danilo and Mohamed, Shakir. Variational inference with normalizing flows. In *Proceedings of The 32nd International Conference on Machine Learning*, pp. 1530–1538, 2015.
- Ryu, Ernest K and Boyd, Stephen P. Adaptive importance sampling via stochastic convex programming. *arXiv preprint arXiv:1412.4845*, 2014.
- Sohl-Dickstein, Jascha and Culpepper, Benjamin J. Hamiltonian annealed importance sampling for partition function estimation. *arXiv preprint arXiv:1205.1925*, 2012.
- Spantini, Alessio, Bigoni, Daniele, and Marzouk, Youssef. Inference via low-dimensional couplings. *arXiv preprint arXiv:1703.06131*, 2017.
- Spohn, Herbert. *Large scale dynamics of interacting particles*. Springer Science & Business Media, 2012.
- Stein, Charles. A bound for the error in the normal approximation to the distribution of a sum of dependent random variables. *Berkeley Symposium on Mathematical Statistics and Probability*, 1972, 1972.
- Sznitman, Alain-Sol. Topics in propagation of chaos. In *Ecole d'été de probabilités de Saint-Flour XIX 1989*, pp. 165–251. Springer, 1991.
- Welling, Max, Rosen-Zvi, Michal, and Hinton, Geoffrey E. Exponential family harmoniums with an application to information retrieval. In *Nips*, volume 4, pp. 1481–1488, 2004.
- Wu, Yuhuai, Burda, Yuri, Salakhutdinov, Ruslan, and Grosse, Roger. On the quantitative analysis of decoder-based generative models. *arXiv preprint arXiv:1611.04273*, 2016.