

Magnetorotational Collapse of Supermassive Stars: Black Hole Formation, Gravitational Waves and Jets

Lunan Sun¹, Vasileios Paschalidis², Milton Ruiz¹, and Stuart L. Shapiro^{1,3}

¹ *Department of Physics, University of Illinois at Urbana-Champaign, Urbana, IL 61801*

² *Department of Physics, Princeton University, Princeton, NJ 08544*

³ *Department of Astronomy & NCSA, University of Illinois at Urbana-Champaign, Urbana, IL 61801*

We perform magnetohydrodynamic simulations in full general relativity of uniformly rotating stars that are marginally unstable to collapse. These simulations model the direct collapse of supermassive stars (SMSs) to seed black holes that can grow to become the supermassive black holes at the centers of quasars and active galactic nuclei. They also crudely model the collapse of massive Population III stars to black holes, which could power a fraction of distant, long gamma-ray bursts. The initial stellar models we adopt are $\Gamma = 4/3$ polytropes initially with a dynamically unimportant dipole magnetic field. We treat initial magnetic-field configurations either confined to the stellar interior or extending out from the interior into the stellar exterior. We find that the black hole formed following collapse has mass $M_{\text{BH}} \simeq 0.9M$ (where M is the mass of the initial star) and dimensionless spin parameter $a_{\text{BH}}/M_{\text{BH}} \simeq 0.7$. A massive, hot, magnetized torus surrounds the remnant black hole. At $\Delta t \sim 400 - 550M \approx 2000 - 2700(M/10^6 M_\odot)$ s following the gravitational wave peak amplitude, an incipient jet is launched. The disk lifetime is $\Delta t \sim 10^5(M/10^6 M_\odot)$ s, and the jet outgoing Poynting luminosity is $L_{\text{EM}} \sim 10^{51-52}$ ergs/s. If $\gtrsim 1 - 10\%$ of this power is converted into gamma-rays, *Swift* and *Fermi* could potentially detect these events out to large redshifts $z \sim 20$. Thus, SMSs could be sources of ultra-long gamma-ray bursts (ULGRBs) and massive Population III stars could be the progenitors that power a fraction of the long GRBs observed at redshift $z \sim 5 - 8$. Gravitational waves are copiously emitted during the collapse, and peak at $\sim 15(10^6 M_\odot/M)\text{mHz}$ ($\sim 0.15(10^4 M_\odot/M)\text{Hz}$), i.e., in the *LISA* (*DECIGO/BBO*) band; optimally oriented SMSs could be detectable by *LISA* (*DECIGO/BBO*) at $z \lesssim 3$ ($z \lesssim 11$). Hence $10^4 M_\odot$ SMSs collapsing at $z \sim 10$ are promising multimessenger sources of coincident gravitational and electromagnetic waves.

PACS numbers: 04.25.D-, 47.75.+f, 97.60.-s, 95.30.Qd

I. INTRODUCTION

Accreting supermassive black holes (BHs) are believed to be the engines that power quasars and active galactic nuclei (AGNs). Supermassive BHs (SMBHs) with mass $\gtrsim 10^9 M_\odot$ are thought to reside in the centers of quasars that have been detected as far as redshift $z \sim 7$ [1] (see [2] for a review of high-redshift quasars). The detection of $10^9 M_\odot$ SMBHs at such high redshifts poses a major theoretical problem (see [3–5] for recent reviews): how could BHs as massive as a few billion times the mass of our Sun form so early in the course of evolution of our Universe?

It has been suggested that first generation – Population III (Pop III) – stars could collapse and form seed BHs at large cosmological redshifts, which later could grow through accretion to become SMBHs [6, 7]. This is possible because Pop III stars with masses in the range $25 - 140 M_\odot$ and $> 260 M_\odot$ can undergo collapse to a BH [8] at the end of their lives. In turn, a $\sim 100 M_\odot$ seed BH that accretes at the Eddington limit with $\lesssim 10\%$ efficiency can grow to $M_{\text{BH}} \gtrsim 10^9 M_\odot$ by $z \sim 7$, if the onset of accretion is at $z \gtrsim 20$ [9, 10]. Thus, accretion onto BHs formed following the collapse of Pop III stars seems a viable explanation for the origin of SMBHs by $z \sim 7$. However, this scenario has a drawback because it has been argued that BHs cannot grow at the Eddington limit over their entire history. In particular, photoionization, heating and radiation pressure combine to modify the accretion flow and may reduce it to $\sim 1/3$ of the Eddington-limited rate [10, 11]. One way to reconcile it is to combine the accretion with mergers of seed BHs into their gaseous center in a cold dark matter

(CDM) model (see, e.g. [9, 12, 13]). Simulations on assembling SMBHs using Monte Carlo merger tree methods provide possible sub-Eddington growth models for Pop III progenitors (see, e.g. [14, 15]).

An alternative scenario explaining the origin of SMBHs is provided by the direct-collapse of stars with masses $M \gtrsim 10^{4-5} M_\odot$ [16–18] (see also [19–25]). These so-called supermassive stars (SMSs) could form in metal-, dust-, and H_2 -poor halos, where fragmentation and formation of smaller stars with masses $< 100 M_\odot$ could be suppressed (see e.g. [26–28]).

Recent stellar evolution calculations suggest that SMSs can form, if rapid mass accretion ($\dot{M} \gtrsim 0.1 M_\odot/\text{yr}$) takes place [29], and that the inner core can become unstable against collapse to a BH once the stellar mass reaches $M = \text{few} \times 10^5 M_\odot$. Even though the initial super Eddington-growth of a black hole formed by SMS direct collapse could stop when the BH mass reaches $10^3 - 10^4 M_\odot$, it has been argued the mass could increase to $\sim 10^6 M_\odot$ by $z \sim 10$ [17]. These more massive seed BHs could grow through accretion at sub-Eddington rates (though not much less than 10-20% of the Eddington accretion rate [14]) to form the observed SMBHs, and would require such rapid accretion over a shorter time window than the seed BHs that may form in the collapse of Pop III stars.

However, the issue of fragmentation inside the halos, where SMSs may form, is not entirely resolved [3, 30–32]. Nevertheless, recent calculations suggest that fragmentation can be suppressed either by turbulence [33] (see also [17]) or through the dissociation of molecular hydrogen [34] via shocks or due to a Lyman-Werner radiation background (see e.g. [32] and

references therein). Therefore, if fragmentation is suppressed, the SMS direct-collapse framework appears to provide a reasonable solution to the presence of $\gtrsim 10^9 M_\odot$ SMBHs by $z \sim 7$. However, any model that explains the presence of $10^9 M_\odot$ SMBHs by $z \sim 7$ should also be able to explain the mass distribution of SMBHs, and this does not seem to be an easy task. For example, success in explaining the number of $\sim 10^9 M_\odot$ SMBHs could result in an overproduction of smaller mass BHs [35].

Despite the progress in understanding the astrophysics of SMSs, much of work is left to be done, both theoretically and observationally. For example, while conditions allowing the formation and direct collapse of SMSs may be present at cosmological redshifts $z \gtrsim 10$ [5], indirect observational evidence for the existence of SMSs at high redshifts appears controversial [5]. This fact may change with future telescopes that will probe the high-redshift Universe [5]. Moreover, it remains an open question when and where in the Universe conditions favorable for forming SMSs are found, and as a result, rates of formation and collapse of SMSs as a function of z are currently uncertain, as are the processes that may limit the growth of SMS-formed seed BHs [35].

It is not inconceivable that SMSs could form even at $z \lesssim 10$ in the right environment. If that is the case, collapsing SMSs could generate detectable transient gravitational wave (GW) and electromagnetic (EM) signatures. The multimessenger signatures from the direct collapse and subsequent hyperaccretion phase of SMSs have not been explored to a great extent. To facilitate the interpretation of future transient GW and EM observations, a theoretical effort targeted at predicting the multimessenger signatures of such collapsing and hyperaccreting SMSs is required. It could be that a collapsing SMS may power an ultra-long gamma-ray burst (ULGRB). Such a burst could be observable even at very large redshifts. If the SMS has the right mass the GW burst generated during the collapse, black hole formation and ringdown could be detectable by future space-based GW observatories. Detection of such multimessenger signals would provide smoking-gun evidence for the SMS direct-collapse origin of seed SMBHs.

SMSs are likely magnetized and spinning. Radiative cooling accompanied by mass loss may induce quasistatic contraction that spins up the star to near the mass-shedding limit on a secular timescale [36]. The presence of magnetic-induced turbulent viscosity will damp differential rotation and drive the star to uniform rotation. Upon reaching the general relativistic onset of radial instability the star will collapse on a dynamical timescale and, eventually, form a spinning BH [36, 37]. All of the above motivate studies in full general relativity of the magnetorotational collapse of SMSs.

Recent GR hydrodynamic calculations [38, 39] suggest that the equation of state (EOS) of a rigidly rotating SMS core, marginally unstable to collapse, may be better approximated by a $\Gamma \approx 1.335 \gtrsim 4/3$ polytrope. However, since SMSs are convective and their EOS is dominated by thermal radiation pressure, they can be well-approximated by simple $\Gamma = 4/3$ polytropes. Multiple collapse simulations of $\Gamma = 4/3$ polytropes have been performed in the past. Apart from the simplicity of this EOS, another advantage of such

polytropes is that they can model not only SMSs, but also massive Pop III stars, albeit crudely, that also collapse and form BHs. Such collapsing massive Pop III stars could potentially power observable, transient EM signals. For example, while long gamma-ray bursts (LGRBs) are thought to originate in the core-collapse of massive, low-metallicity stars, the recent discovery of *Swift* BAT sources at cosmological redshifts $z \sim 5.3 - 8.0$ (see e.g. [40, 41]), raises the exciting possibility that some of these explosions may originate in the collapse of massive, metal-free (Pop III) stars. This is because the star formation density of Pop III stars is predicted to peak at $z \sim 5 - 8$ (see e.g. [42, 43]), which is consistent with recent observations supporting the discovery of a population of Pop III stars at redshift $z \sim 6.5$ [44].

GR simulations of the collapse of marginally unstable, non-rotating SMSs were first performed in [45] adopting an initial $\Gamma \approx 4/3$ polytrope in spherical symmetry, where it was concluded that 90% of initial rest mass would fall into the BH in a time $\lesssim 30M$ after its appearance. Subsequently, axisymmetric simulations of rotating SMS collapse were performed in [46, 47]. The GR hydrodynamic calculations of marginally unstable, uniformly rotating SMSs that spin at the mass-shedding limit in [46, 47] found that about 90 – 95% of initial stellar mass forms a spinning BH with spin parameter $a_{\text{BH}}/M_{\text{BH}} \sim 0.7 - 0.75$. They also found that the remnant BH is surrounded by a massive, hot accretion torus. An analytic treatment [48] was able to corroborate many of these results and verify that the final, nondimensional BH spin and disk parameters were independent of the progenitor mass. In the absence of initial nonaxisymmetric perturbations, differential rotation does not induce any significant changes in the final BH-accretion disk configuration [49, 50].

Axisymmetric GR magnetohydrodynamic (GRMHD) calculations of an unstable $\Gamma = 4/3$ polytrope, rotating uniformly at the mass-shedding limit were performed in [47]. The authors seeded the initial star with a poloidal magnetic field confined to its interior, and showed that the final configuration consisted of a central BH surrounded by a massive, hot accretion torus. The emergence of a collimated magnetic field above the BH poles was reported, but the evolution could not be followed too long after BH formation. The authors speculated that the system might eventually launch a relativistic jet.

The collapse of SMSs is also a source of gravitational waves (GWs) [47, 51]. In [51] it was found that the GW signal produced by the collapse of a $6.3 \times 10^5 M_\odot$ SMS at redshift $z = 3$ peaks at frequency $\sim 5\text{mHz}$, and could be detectable by a *LISA*-like detector. GRMHD simulations in [47] showed that magnetic fields can induce episodic radial oscillations in the accretion disk, which may generate long wavelength GWs that could be detectable at $z \sim 5$ for $M_{\text{SMS}} \gtrsim 10^4 M_\odot$.

In this work we extend previous GR simulations of collapsing massive stars in several ways: a) we lift the assumption of axisymmetry and perform simulations in 3+1 dimensions; b) we introduce magnetic fields that are initially dynamically unimportant and are either confined to the stellar interior or extend out from the stellar interior into the exterior; c) we follow the post-BH formation evolution for

much longer times than previous works through jet launching. We adopt the same initial stellar equilibrium model as in [47]. Following collapse, and once the remnant BH-disk system has settled to a quasistationary state, we find that the mass and dimensionless spin parameter of the BH are consistent with those reported in [46, 47]. We find that about $\Delta t \approx 400 - 550M \approx 2000 - 2700(M/10^6 M_\odot)$ s after BH formation, our magnetized configurations launch a strongly magnetized, collimated, and mildly relativistic outflow – an incipient jet (cf. [52, 53]). We estimate that these jets could power gamma-ray bursts that may be detectable by *Swift* and *Fermi*. For SMSs with masses of $10^6 M_\odot$, the resulting GWs peak in the *LISA* band and optimally oriented sources could be detectable at $z \lesssim 3$, while for SMSs with masses of $10^4 M_\odot$ the GWs peak in the *DECIGO/BBO* band and optimally oriented sources could be detectable by *DECIGO* at $z \lesssim 8$, and by *BBO* at $z \lesssim 11$.

The paper is organized as follows. In Sec. II we present a detailed description of the initial data we adopt and describe our numerical methods and the diagnostics we use to monitor our calculations. In Sec. III we present our results, and in Sec. IV we discuss their implications for the detection of GW and EM signals. We conclude in Sec. V with a brief summary and a discussion of future work. Unless otherwise stated, we adopt geometrized units ($G = c = 1$) throughout.

II. METHODS

In this section we describe in detail our initial data, the numerical method and the grid structure we employ for solving the Einstein equations coupled to the equations of ideal magnetohydrodynamics in a dynamical, curved spacetime. We also summarize the diagnostics we adopt to monitor the simulations.

A. Initial data

To model a collapsing SMS, and also to crudely model the collapse of a Pop III star, we start with a marginally unstable $\Gamma = 4/3$ polytrope that is uniformly rotating at the mass-shedding limit. The rotating polytropic star is built with the code of [54, 55]. We employ dimensionless (barred) variables in which, for instance, the radius R , mass M and density ρ are scaled as follows [56]

$$\bar{R} = \kappa^{-n/2} R, \quad \bar{M} = \kappa^{-n/2} M, \quad \bar{\rho} = \kappa^n \rho, \quad (1)$$

where $n = 1/(\Gamma - 1)$ is the polytropic index. Our calculations scale with the polytropic constant κ . The polytropic model we adopt has the same initial properties as the one in [47], and it is characterized by the following parameters: ADM mass $\bar{M}_{\text{ADM}} = 4.572$, central rest-mass density $\bar{\rho}_{0,c} = 7.7 \times 10^{-9}$, dimensionless angular momentum $J/\bar{M}^2 = 0.96$, and ratio of kinetic to gravitational-binding energy $T/|W| = 0.009$. The equatorial radius of the star is $R_{\text{eq}} = 626 \bar{M}_{\text{ADM}} \approx 9.25 \times 10^6 (M_{\text{ADM}}/10^6 M_\odot)$ km. This model is marginally unstable to collapse.

We consider the following three different initial scenarios:

- Case $S_{\text{Int+Ext}}$: Magnetized configuration in which the initial equilibrium star is seeded with a dipole-like magnetic field which extends from the stellar interior into the exterior (see top left panel in Fig. 1),
- Case S_{Int} : Magnetized configuration in which the initial equilibrium star is seeded with a poloidal magnetic field confined to the stellar interior (see top left panel in Fig. 2),
- Case S_{Hydro} : Purely hydrodynamic configuration (see bottom left panel in Fig. 2).

TABLE I. Summary of the Initial model Parameters. Here \mathcal{M}/T is the ratio of magnetic to the rotational kinetic energy, \bar{B} is the magnetic field strength computed via Eq. (5) and β_{ext}^{-1} is the magnetic to gas pressure ratio in the stellar exterior.

Case	\mathcal{M}/T	$\bar{B} \times (M/10^6 M_\odot) \text{G}$	β_{ext}^{-1}
$S_{\text{Int+Ext}}$	0.1	6.5×10^6	100
S_{Int}	0.1	6.5×10^6	0
S_{Hydro}	0	0	0

The magnetic field in the magnetized configurations we consider is generated by the two-component vector potential

$$A_\phi = e^{-(r/r_1)^{2p}} A_\phi^{(1)} + \left(1 - e^{-(r/r_1)^{2p}}\right) A_\phi^{(2)}, \quad (2)$$

where $r^2 = (x - x_{\text{SMS}})^2 + (y - y_{\text{SMS}})^2 + z^2$ with $(x_{\text{SMS}}, y_{\text{SMS}})$ the coordinates of the center of mass of the star. The constants r_1 and p are free parameters that control the radial position and the width of the transition region between the two vector potentials $A_\phi^{(1)}$ and $A_\phi^{(2)}$. The vector potential $A_\phi^{(1)}$ is given by

$$A_\phi^{(1)} = A_b \varpi^2 \max(P - P_{\text{cut}}, 0)^{n_b}, \quad (3)$$

with $\varpi^2 = (x - x_{\text{SMS}})^2 + (y - y_{\text{SMS}})^2$, P_{cut} the cutoff pressure which confines the magnetic field to a region where $P > P_{\text{cut}}$, and A_b the constant that adjusts the initial magnetic field strength. $A_\phi^{(1)}$ is used for seeding a poloidal magnetic field for the S_{Int} case, i.e., effectively we set $r_1 = \infty$ in Eq. (2). Vector potentials of this type with $n_b = 1$ have been used for studying magnetized accretion disks around stationary black holes [57, 58] and in compact binary mergers involving neutron stars (see e.g. [59] and references therein), but here we set $n_b = 1/8$ to approximate the interior magnetic field configuration that was adopted in [47]. For case S_{Int} we set $P_{\text{cut}} = 10^{-4} P_{\text{max}}$, with P_{max} being the maximum value of the pressure at $t = 0$. For case S_{Int} we use a standard constant-density atmosphere with rest-mass density $\rho_{0,\text{atm}} = 10^{-10} \rho_{0,\text{max}}$, where $\rho_{0,\text{max}}$ the maximum value of the rest mass density at $t = 0$.

The vector potential $A_\phi^{(2)}$ is given by [60]

$$A_\phi^{(2)} = \frac{\pi r_0^2 I_0 \varpi^2}{(r_0^2 + r^2)^{3/2}} \left(1 + \frac{15 r_0^2 (r_0^2 + \varpi^2)}{8(r_0^2 + r^2)^2}\right), \quad (4)$$

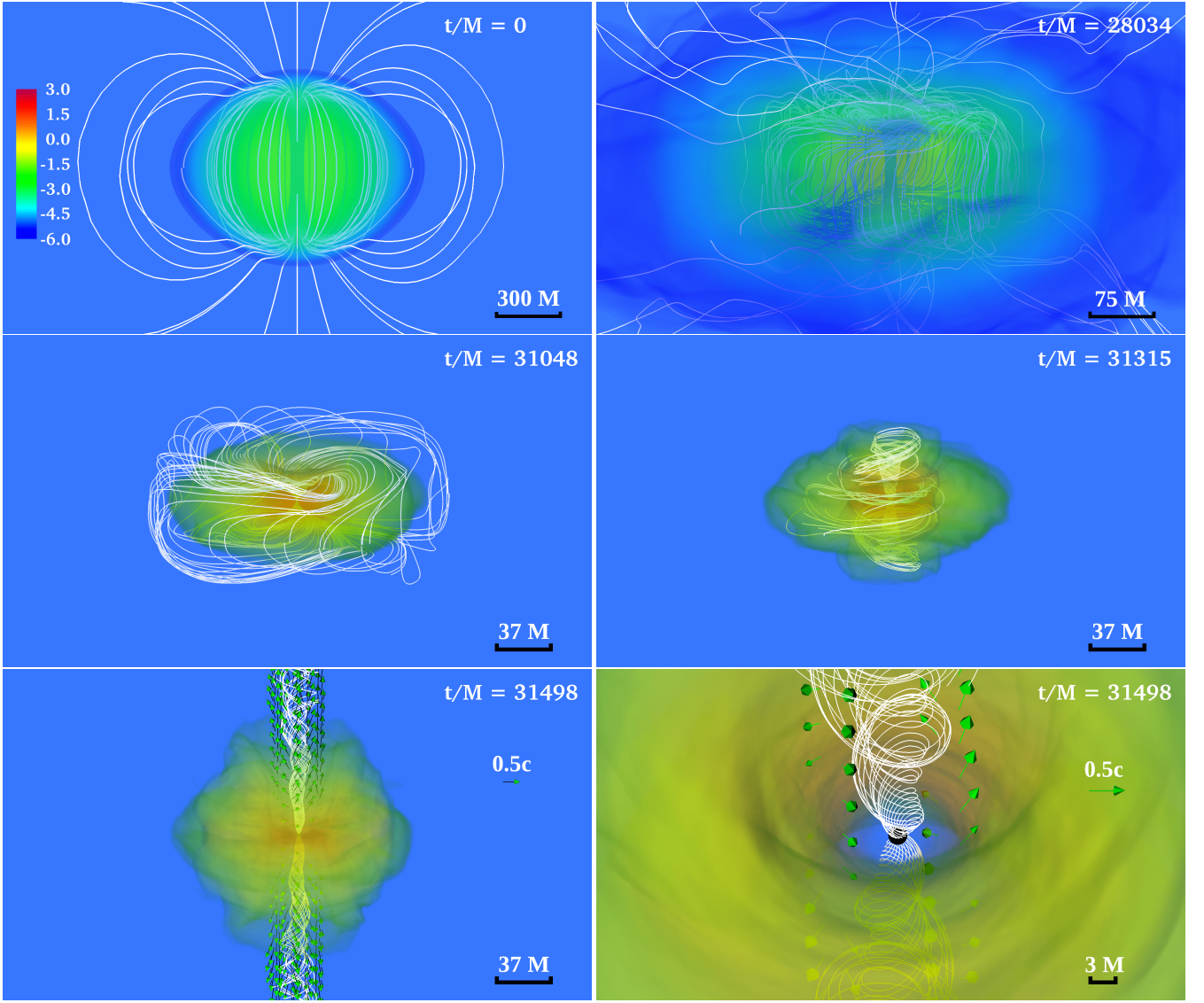


FIG. 1. Volume rendering of the rest-mass density normalized to its initial maximum value $\rho_{0,max} = 9.9 \times 10^{-2} (M/10^6 M_\odot)^{-2} \text{ g cm}^{-3}$ (log scale) at select times for the $S_{\text{Int+Ext}}$ case. Solid lines indicate the magnetic field lines and arrows show plasma velocities with length proportional to their magnitude. The bottom left panel displays the collimated, helical magnetic field and outgoing plasma, whose zoomed-in view near the horizon is shown in the bottom right panel. Here $M = 4.9(M/10^6 M_\odot)s = 1.47 \times 10^6 (M/10^6 M_\odot)\text{km}$.

and approximates the magnetic field generated by a current-loop, which becomes a dipole at large distances. Here r_0 and I_0 are the loop radius and current, and they determine the geometry and strength of the magnetic field.

For the $S_{\text{Int+Ext}}$ case we use the superposition of the two vector potentials because $A_\phi^{(2)}$ alone does not appear to have enough degrees of freedom to allow us to specify both the total magnetic energy and the value of the plasma parameter β in the stellar exterior as we discuss below. The form (2) guarantees a rapid and smooth transition of the magnetic field from $A_\phi^{(1)}$ in the stellar interior to $A_\phi^{(2)}$ in the exterior (see top-left panel in Fig. 1). We adopt $P_{\text{cut}} = 10^{-4} P_{\text{max}}$, $r_0 \approx 2.2M$, $r_1 \approx 240M$, and $p = 2$. Although this choice of superposed vector potentials does not necessarily correspond to a realistic

distribution of currents, it allows a fairer comparison with the interior-only case, because the bulk of the interior magnetic field in the $S_{\text{Int+Ext}}$ case is practically the same as in the S_{Int} case and any differences arise because of the exterior component. Following [52], to mimic a force-free magnetosphere in the stellar exterior and to reliably evolve the magnetic field outside the star in the $S_{\text{Int+Ext}}$ case, at $t = 0$ we set a low and variable density atmosphere in the exterior such that the magnetic to gas pressure ratio is $\beta_{\text{ext}}^{-1} = 100$.

In both magnetized configurations, we set A_b and I_0 such that the ratio of magnetic to rotational kinetic energy \mathcal{M}/T is 0.1 (corresponding to $\mathcal{M}/|W| = 9 \times 10^{-4}$). Hence the magnetic field is dynamically unimportant initially. We compute the magnetic energy as measured by a normal observer \mathcal{M} through Eq. (30) of [47]). Table I summarizes the initial

parameters of our models.

The resulting averaged magnetic field strength \bar{B} is

$$\bar{B} \equiv \sqrt{8\pi \mathcal{M}/V_s} = 6.5 \times 10^6 \left(\frac{M}{10^6 M_\odot} \right) \text{G}, \quad (5)$$

which matches the initial averaged magnetic field strength used in [47]. Here $V_s = \int \sqrt{\gamma} d^3x$ is the proper volume of the star at $t = 0$, and γ is the determinant of the three-metric γ_{ij} .

To accelerate the collapse, at $t = 0$ the pressure is depleted by 1% for all 3 cases.

B. Evolution

We use the Illinois GRMHD adaptive mesh refinement (AMR) code embedded in the *Cactus/Carpet* infrastructure [61, 62]. Note that this code is different than its publicly available counterpart embedded in the Einstein Toolkit [63]. This code has been widely tested and used in different scenarios involving compact objects and/or magnetic fields (see e.g. [59, 64–69]). For implementation details see [70–72].

The Illinois code solves the equations of ideal GRMHD in a flux conservative formulation [see Eqs. (27)–(29) in [70]] via high-resolution shock capturing methods [73]. To guarantee that the magnetic field remains divergenceless, the code solves the magnetic induction equation via a vector potential formulation (see Eqs. (8)–(9) in [72]). We adopt the generalized Lorenz gauge [72, 74] to close Maxwell’s equations, and employ a damping parameter $\xi = 4.6/M$, where M the ADM mass of the system. This EM gauge choice avoids the development of spurious magnetic fields that arise due to interpolations across AMR levels (see [72] for more details).

The GRMHD evolution equations are closed by employing a Γ -law EOS, $P = (\Gamma - 1)\epsilon \rho_0$, which allows for shock heating. Here ϵ is the specific internal energy and ρ_0 the rest-mass density. In all our models we set $\Gamma = 4/3$, which is appropriate when thermal radiation pressure dominates [36].

To evolve the spacetime metric, we use the Baumgarte-Shapiro-Shibata-Nakamura formulation of Einstein’s equations [75, 76] coupled to the moving puncture gauge conditions [77, 78] with the equation for the shift vector cast in first-order form (see e.g. [79, 80]). The shift vector parameter η is set to $\eta = 4.6/M$.

C. Grid Structure

During collapse, the equatorial radius of the star shrinks from $\sim 630M$ to a few M . To follow the evolution efficiently we add high-resolution refinement levels as the collapse proceeds. This same approach was also adopted in [46, 47]. In all the cases listed in Table I, we begin the numerical integrations by using a set of five nested refinement levels differing in size and resolution by factors of two. The base level has a half-side length of $1312M \approx 2.1 R_{\text{eq}} \approx 1.9 \times 10^9 (M/10^6 M_\odot) \text{km}$, which sets the location of the outer boundary. The grid spacing on the base level is $21.8M = 3.22 \times 10^7 (M/10^6 M_\odot) \text{km}$.

To save computational resources reflection symmetry across the equatorial plane is imposed. The resulting number of grid points per level is $N = 120^2 \times 60$. To maintain high resolution throughout the collapse, we add a new refinement level with the same number of grid points N , and half the grid-spacing of the previous highest-resolution level everytime the density increases by a factor of three. Such procedure is repeated 5 times for S_{Hydro} case and 6 times for S_{Int} and $S_{\text{Int+Ext}}$ cases.

Thus, in the last stages of the collapse the grid structure consists of a total of eleven (ten) nested refinement levels in the MHD (hydrodynamic) evolutions, in which the finest level has grid spacing of $\sim 0.021M = 3.1 \times 10^4 (M/10^6 M_\odot) \text{km}$ ($\sim 0.042M = 6.2 \times 10^4 (M/10^6 M_\odot) \text{km}$). The highest resolution on our grids is similar to that used in the axisymmetric simulations of [47], but now our simulations are in 3+1 dimensions. The main purpose of applying higher resolution in the magnetized cases is to evolve more accurately the low-density, near force-free environments that emerge above the black hole poles.

D. Diagnostics

As a check on the validity of the numerical integration we monitor the Hamiltonian and momentum constraints computed as Eqs.(40)–(41) in [64]. In all our cases, the normalized constraint violations remain below 1% over the entire evolution. We also check the conservation of the rest mass M_0 , and monitor the ADM mass M , and the ADM angular momentum J . These quantities are computed by performing the ADM mass and angular momentum integrals via Eqs. (21)–(22) in [71] over the surface of coordinate spheres. A fraction of the system’s mass and angular momentum are radiated away through gravitational and EM radiation as well as by escaping matter. The dominant loss through our outermost extraction sphere is via escaping matter (see below in Tab. II), but that corresponds to only 1% of the ADM mass by the end of our simulations. Therefore, we are reassured to find that the ADM mass is conserved to $\sim 1\%$, and that the ADM angular momentum is conserved to $\sim 2\%$ in all of our cases.

We use our modified version of the *Psikadelia* thorn to extract GWs through the Weyl scalar Ψ_4 , which is decomposed into $s = -2$ spin-weighted spherical harmonics (see e.g. [81]). We estimate the thermal energy generated by shocks through the entropy parameter $K \equiv P/P_0$, where $P_0 = \kappa \rho_0^\Gamma$ is the pressure associated with the unshocked EOS. The specific internal energy has a “cold” ϵ_0 and a “thermal” component ϵ_{th} , i.e., $\epsilon = \epsilon_0 + \epsilon_{\text{th}}$ with [82]

$$\epsilon_0 = - \int P_0 d(1/\rho_0) = \frac{\kappa}{\Gamma - 1} \rho_0^{\Gamma-1}. \quad (6)$$

Using the Γ -law EOS, it is straightforward to show that $\epsilon_{\text{th}} = (K - 1)\epsilon_0$. Thus, for shock-heated gas ($\epsilon_{\text{th}} > 0$) the entropy parameter always satisfies $K > 1$ [82].

We adopt the *AHFinderDirect* thorn [83] to locate the apparent horizon following BH formation, and use the isolated horizon formalism to estimate the dimensionless spin parameter $a_{\text{BH}}/M_{\text{BH}}$ and mass M_{BH} of the BH [84].

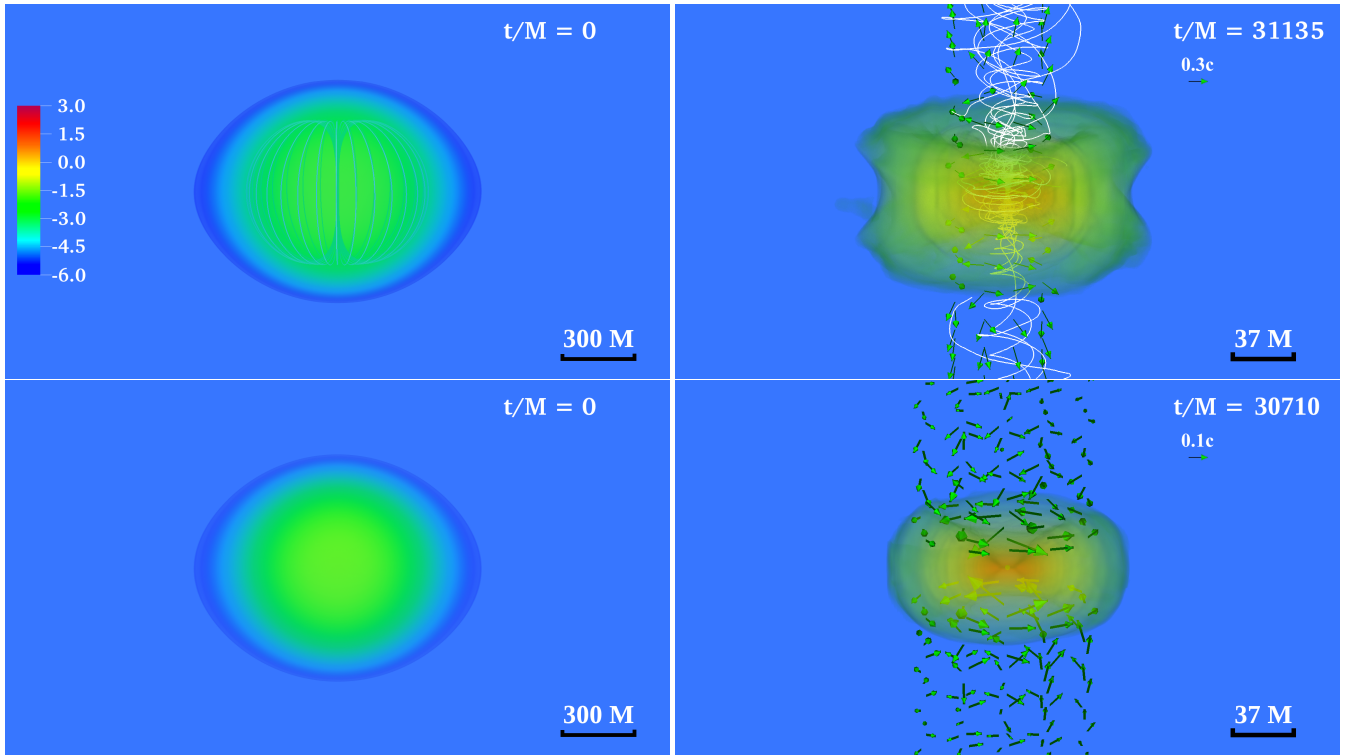


FIG. 2. Volume rendering of the rest mass density normalized to its initial maximum value (log scale) for case S_{Int} (top row) and case S_{Hydro} (bottom row). Initial and final configurations for these two cases are shown in left and right panels, respectively. Solid lines indicate the magnetic field lines and arrows show plasma velocities with length proportional to their magnitude. Here $M = 4.9(M/10^6 M_{\odot})s = 1.47 \times 10^6 (M/10^6 M_{\odot})\text{km}$.

Finally, following BH formation the outgoing EM luminosity is computed as in [60, 85] through the following surface integral

$$L_{\text{EM}} = \lim_{r \rightarrow \infty} \int r^2 S^{\hat{r}} d\Omega. \quad (7)$$

The surfaces of integration are spheres of constant coordinate radii at large distances from the BH. Here $S^{\hat{r}}$ is the Poynting vector $\mathbf{S} = (\mathbf{E} \times \mathbf{B})/4\pi$ projected onto the outgoing unit vector \hat{r} .

III. RESULTS

The early stages of the evolution are similar for all three cases we consider. Thus, we focus the discussion on the $S_{\text{Int+Ext}}$ case, unless otherwise specified. Key results from all cases are summarized in Table II.

Following the initial pressure depletion the star undergoes collapse (top, right panel in Fig. 1). As the gas falls inward, the density in the stellar interior increases. By about $t \sim 1.3 \times 10^4 M \simeq 6.4 \times 10^4 (M/10^6 M_{\odot})s$ we observe the formation of an inner core that undergoes rapid collapse. Similar behavior was found in the Newtonian simulations of a $\Gamma = 4/3$ polytrope in [86]. In addition to the increasing matter density, we observe that during the last stages of the collapse the frozen-in magnetic field lines are compressed and

become wound (middle, left panel in Fig. 1), and the magnetic energy builds up rapidly and amplified by a factor of ~ 100 until a BH forms. During this period, we resolve the wavelength of the fastest-growing magneto-rotational-instability (MRI) mode by $\gtrsim 10$ points – the rule-of-thumb for capturing MRI [87].

The apparent horizon (AH) appears approximately at the same time t_{BH} in all cases, which is expected because the seed magnetic field is dynamically unimportant initially. Straight after the AH appearance, the mass and spin of the remnant BH evolve rapidly as the surrounding gas is accreted. Following this high-accretion episode, the rapid growth of the BH settles at about $t - t_{\text{BH}} \sim 150M \approx 740(M/10^6 M_{\odot})s$. At this time the values of the BH mass and dimensionless spin are $M_{\text{BH}} \approx 0.91M$ and $a_{\text{BH}}/M_{\text{BH}} \approx 0.71$ for the $S_{\text{Int+Ext}}$ case, and $M_{\text{BH}} \approx 0.92M$ and $a_{\text{BH}}/M_{\text{BH}} \approx 0.75$ for the other two cases (see Table II). These values are consistent with those of previous axisymmetric calculations of [46, 47].

Following BH formation, high-angular-momentum gas originating in the outer layers of the star begins to settle in an accretion torus around the BH (see middle, left panel in Fig 1). During this phase, a substantial amount of gas descends towards BH, which increases the density in the torus. The rapidly swirling, dense gas soon forms a centrifugal barrier onto which additional infalling matter collides, and ultimately a reverse shock is launched at $t - t_{\text{BH}} \sim 170M = 830(M/10^6 M_{\odot})s$ (see Fig. 3). The shock increases the en-

TABLE II. Summary of key results. Here t_{BH} is the coordinate time at which the apparent horizon appears, M_{BH} and $a_{\text{BH}}/M_{\text{BH}}$ are the mass and dimensionless spin parameter of the BH after they settle down (at $t - t_{\text{BH}} \sim 150M$). M_{esc} is the rest-mass of unbound matter. M_{disk} is the rest-mass outside the horizon minus the unbound mass. \dot{M} is the rest-mass accretion rate. The last two quantities have been computed after the accretion rate has settled, and $\tau_{\text{disk}} = M_{\text{disk}}/\dot{M}$ is the disk lifetime. The quantities t_{BH} , and τ_{disk} are normalized by $(M/10^6 M_{\odot})$. Γ_L is an average Lorentz factor within the funnel. For the $S_{\text{Int+Ext}}$ case Γ_L is quoted at the time when the ratio $b^2/(8\pi\rho_0) \sim 200$ above the BH poles, where b is the magnetic-field strength measured by an observer comoving with the plasma. For the S_{Int} case Γ_L is quoted near the end of the simulation. L_{EM} is the time-averaged Poynting luminosity over the last $300M$ before we terminate our simulations, and L_{GW} is the time-averaged GW luminosity over the duration of the GW burst $\Delta t_{\text{GW}} \simeq 80M$. In the magnetized cases, the anticipated total energy removed by EM processes, $E_{\text{EM}} \sim L_{\text{EM}} \times \tau_{\text{disk}} \sim 10^{-5} - 10^{-3} M$, exceeds the total energy lost in GWs $E_{\text{GW}} \simeq 10^{-6} M$.

Model	t_{BH}	M_{BH}/M	a/M_{BH}	M_{esc}/M	M_{disk}/M	$\dot{M}(M_{\odot}/s)$	τ_{disk}	Γ_L	$L_{\text{EM}} \text{ erg/s}$	$L_{\text{GW}} \text{ erg/s}$
$S_{\text{Int+Ext}}$	$1.5 \times 10^5 \text{ s}$	0.91	0.71	1.1%	7.0%	1.11	$7.2 \times 10^4 \text{ s}$	1.20	$10^{52.5}$	4.7×10^{51}
S_{Int}	$1.5 \times 10^5 \text{ s}$	0.92	0.75	0.9%	6.0%	1.20	$5.0 \times 10^4 \text{ s}$	1.20	$10^{50.6}$	4.7×10^{51}
S_{Hydro}	$1.4 \times 10^5 \text{ s}$	0.92	0.75	0.2%	9.0%	1.0	$9.0 \times 10^4 \text{ s}$	-	-	4.7×10^{51}

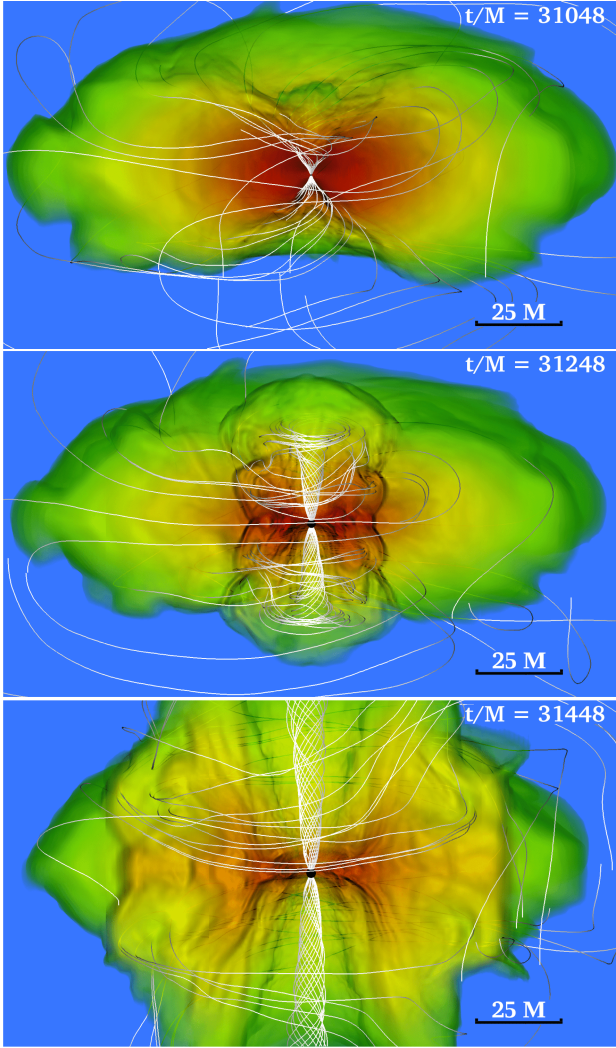


FIG. 3. Meridional cut of 3D density profile for the $S_{\text{Int+Ext}}$ case at $t - t_{\text{BH}} = 0, 200M$, and $400M$, with magnetic field lines in white. The top panel corresponds to the time near BH formation. The middle panel shows the shock front propagating outward along which the entropy parameter K becomes > 1 . The shock drives an outflow which eventually becomes a magnetically supported and confined incipient jet (bottom panel).

trophy of the gas and pushes the fluid outward. This initial outflow ultimately turns into a wind which is almost isotropic. The entropy parameter K exceeds 1 in all three cases.

In the hydrodynamic case the shock-driven, isotropic outflow disappears after $t \sim 1100M$ (see bottom right panel in Fig. 2). By contrast, in the magnetized cases the initial outflow develops into one with two components: an isotropic, pressure-dominated wind component, and a collimated, mildly relativistic, Poynting-dominated component – an incipient jet. In particular, the magnetic field lines anchored into the initial shock-driven outflow are stretched, forming a poloidal component and become tighter wound (see middle right panel in Fig 1). Magnetic winding converts poloidal to toroidal flux and builds up magnetic pressure above the BH poles in a similar fashion as discussed in [52] for black hole–neutron star mergers. Eventually, the growing magnetic pressure gradients become so strong that an outflow is launched and sustained by the helical magnetic fields. During this period, the magnetic field above the BH pole reaches a value of $\sim 4.0 \times 10^{10} (10^6 M_{\odot}/M) \text{ G}$ and remains roughly constant.

As the magnetic pressure above the BH poles increases for $t > t_{\text{BH}}$, magnetically dominated regions where $b^2/(8\pi\rho_0) > 1$ (where b is the magnetic-field strength measured by an observer comoving with the plasma), expand outwards above the BH poles, forming an incipient jet (see collimated, helical magnetic field in the bottom left panel in Fig 1 and top right panel in Fig. 2). Based on the distribution of the outgoing flux on the surface of distant sphere we estimate that the half-opening angle of jet is $\sim 25^\circ$. We define the jet half opening angle, as the polar angle θ_0 at which the Poynting flux drops to 50% of the maximum. In contrast to the hydrodynamic case, in the magnetized cases the outflow persists until we terminate our simulations, because it is driven by the magnetic field.

The characteristic value of the Lorentz factor measured by a normal observer at large distances ($\Gamma_L = \alpha u^0$, with α being the lapse function) in the funnel is $\Gamma_L \approx 1.2$. The outflow is therefore mildly relativistic. However, the value of the magnetization in the funnel becomes $b^2/(8\pi\rho_0) \gtrsim 100$. This is shown in Fig. 4 which displays a volume rendering of the magnetization at $t - t_{\text{BH}} \approx 450M \approx 2200(M/10^6 M_{\odot}) \text{ s}$. Highly magnetized regions extend to $\gtrsim 50M \approx 50r_{\text{BH}}$ above

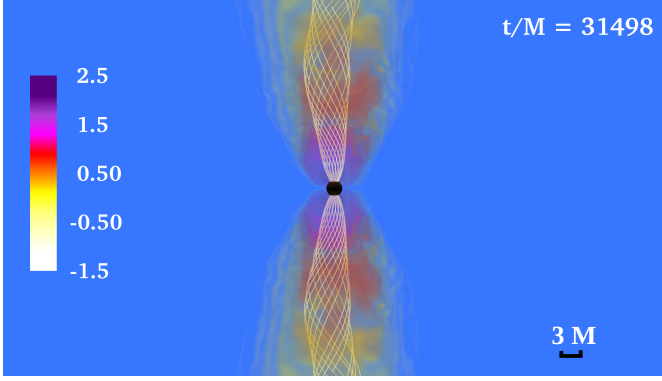


FIG. 4. Ratio of magnetic energy density to rest-mass density $b^2/(8\pi\rho_0)$ (log scale) at $t - t_{\text{BH}} \approx 450M$ for the $S_{\text{Int+Ext}}$ case. The helical magnetic field lines (solid curves) are plotted in the collimated funnel with $b^2/(8\pi\rho_0) \geq 10^{-1.5}$. Magnetically-dominated areas ($b^2/8\pi\rho_0 \geq 1$) extend to heights greater than $50M \approx 50 r_{\text{BH}}$ above the BH horizon (black sphere).

the BH poles (here r_{BH} is the apparent horizon radius). The ratio $b^2/(8\pi\rho_0)$ equals the terminal Lorentz factor in axisymmetric, steady-state, magnetically-dominated jets [88]. Thus, the incipient jets found here, in principle, can be accelerated to typical Lorentz factors required by GRB observations [89]. However, the terminal Lorentz factor is anticipated to be reached at hundreds of thousands to millions of M away from the engine [90, 91] outside of our computational domain. We note that although our code may not be reliable at values of $b^2/(8\pi\rho_0) \gtrsim 200$, the increase in the magnetization in the funnel is robust (see discussions in [52, 53]). As in [52, 53], to ensure the physical nature of the jet, we track Lagrangian particle tracers and ensure that the matter in the jet is being replenished by plasma originating in the torus and not in the artificial atmosphere.

In all three cases outgoing matter ($v^r = u^r/u^0 > 0$) in the jet funnel and wind that reaches distances $r \gtrsim 100M \simeq 1.47 \times 10^8 (M/10^6 M_\odot) \text{ km}$ becomes unbound ($E = -u_0 - 1 > 0$). The mass fraction (M_{esc}/M) ejected in the S_{Hydro} , S_{Int} , and $S_{\text{Int+Ext}}$ cases is $\sim 0.2\%$, 0.9% and 1.1% , respectively (see Table II). The values of the unbound mass in the S_{Hydro} and S_{Int} cases are in close agreement with the values reported in [47]. These results demonstrate that the magnetic fields enhance the amount of unbound mass, a result which is also consistent with the fact that we observe jets in both magnetized cases. Fig. 5 shows L_{EM} as a function of time for the two magnetized cases, where it is shown that it is $10^{51} - 10^{52} \text{ erg s}^{-1}$. This luminosity is comparable to those we found for black hole-neutron star [52] and neutron star-neutron star [53] mergers, quite different scenarios. This implies that there is enough energy to power a typical GRB in all of these events [92]. For the collapse case this luminosity and hence it implies that BH-disks formed following the collapse of either SMSs or massive Pop III stars can power GRBs.

To determine if the magnetized outflow is powered by the Blandford-Znajek (BZ) process [93], we compare the EM luminosity computed via Eq. (7) with the following analytic BZ

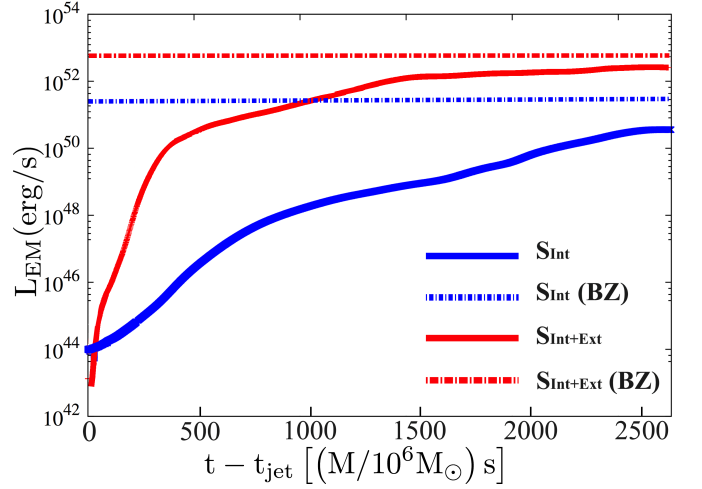


FIG. 5. Poynting luminosity L_{EM} vs time $t \geq t_{\text{jet}}$ calculated on a sphere with coordinate radius $175M = 2.43 \times 10^8 (M/10^6 M_\odot) \text{ km}$ for the magnetized cases as displayed in Table II (continuous lines). The dashed part in $S_{\text{Int+Ext}}$ curve indicates the region where the ratio $b^2/(2\rho_0)$ becomes $\gtrsim 200$. In that region, our numerical results may not be reliable. The dotted-dashed lines show the expected BZ luminosity computed via Eq. (8) for M_{BH} .

estimate [93, 94]

$$L_{\text{BZ}} \approx 10^{51} \left(\frac{a_{\text{BH}}/M_{\text{BH}}}{0.75} \right)^2 \left(\frac{M_{\text{BH}}}{10^6 M_\odot} \right)^2 \left(\frac{B_{\text{BH}}}{10^{10} \text{ G}} \right)^2 \text{ erg/s}, \quad (8)$$

and show the result in Fig. 5.

Note that in this expression for B_{BH} we use the time averaged value of the magnetic field that is measured by a normal observer over the last $300M$ before we terminate our simulations. B_{BH} scales like $1/M$. Given that M_{BH} scales like M , the actual parameter fixed by our simulations is $M_{\text{BH}} B_{\text{BH}}$. In other words, for our collapse scenario both $M_{\text{BH}} B_{\text{BH}}$ and L_{BZ} are independent of the initial M , and should also be independent of the initial dynamically unimportant B [92]. We find that $L_{\text{EM}} \sim 10^{52.5} \text{ erg s}^{-1}$ on an extraction sphere with coordinate radius $175M = 2.43 \times 10^8 (M/10^6 M_\odot) \text{ km}$ and thus consistent with the BZ process. In addition, we check the ratio of the angular frequency of the magnetic field lines to the black hole angular frequency, which is expected to be $\Omega_F/\Omega_H = 0.5$ for a split-monopole force-free magnetic field configuration [57]. Here $\Omega_F = F_{t\theta}/F_{\theta\phi}$ is the angular frequency of magnetic field, with $F_{\mu\nu}$ the Faraday tensor, and the angular frequency of the black hole is defined as [95]

$$\Omega_H = \frac{(a_{\text{BH}}/M_{\text{BH}})}{2M_{\text{BH}}} \left(1 + \sqrt{1 - (a_{\text{BH}}/M_{\text{BH}})^2} \right). \quad (9)$$

We compute this ratio in magnetically dominated regions on an azimuthal plane passing through the BH centroid and along coordinate semicircles of radii $1.05 r_{\text{BH}} \leq r \leq 1.5 r_{\text{BH}}$. We find that, within an opening angle of $\theta \sim 20^\circ - 30^\circ$ from the black hole rotation axis, $\Omega_F/\Omega_H \approx 0.2 - 0.35$. As it has been pointed out in [52, 53], the deviation from the value 0.5 could

be due to the deviations from the strict stationary and axisymmetry of the spacetime, the non-split-monopole geometry of the magnetic field in our simulations, the gauge used to compute Ω_F and/or insufficient resolution. Despite this discrepancy, the results suggest that the BZ effect is likely operating in our simulations.

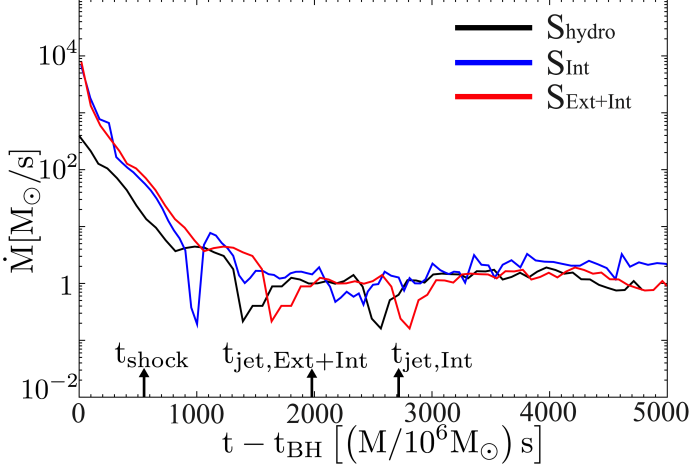


FIG. 6. Rest mass accretion rate \dot{M} for all the cases listed in Table I. The arrows denote the shock wave formation and the jet launching times, which are defined in the same way as in [52].

As displayed in Fig 6, the accretion rate settles to $\dot{M} = 1.1 M_\odot/s$ by $t - t_{BH} \approx 370M = 1.8 \times 10^3 (M/10^6 M_\odot)s$, at which time the mass of the accretion torus is $M_{\text{disk}} = 7 \times 10^4 M_\odot (M/10^6 M_\odot)$. Thus, the duration of the jet which is fueled by the torus is expected to last for an accretion time $\Delta t = M_{\text{disk}}/\dot{M} \sim 6 \times 10^4 (M/10^6 M_\odot)s$, which is consistent with the estimates in [96]. Combining this result with the outgoing Poynting luminosity we find that the amount of energy anticipated to be removed via electromagnetic processes after an accretion time scale is $\sim 10^{-5} - 10^{-3}M$. By contrast the amount of energy lost in GWs is $E_{\text{GW}} \simeq 10^{-6}M$ (see Table II). Thus, our simulations indicate that collapsing SMSs with mass $\sim 10^4 - 10^5 M_\odot$ are viable jet engines for ultra-long GRBs such as the 25000s-long GRB 111209A [97] (though it is not likely that GRB 111209A is related to SMSs since it is observed at a redshift of $z = 0.68$), while those with mass larger than $10^6 M_\odot$ do not seem to fit within the GRB phenomenon. On the other hand, our results indicate that collapsing Pop III stars with mass $M \gtrsim 240 M_\odot$, are viable engines for long GRBs.

IV. OBSERVATIONAL PROSPECTS

Detection of an EM signal coincident with a GW would mark a “golden moment” in multimessenger astronomy. A simultaneous detection of GW and EM signals with the signatures summarized below would provide direct evidence for the existence of SMSs, and hence provide a major breakthrough in understanding the cosmological formation of SMBHs. In

the following section, we discuss the prospects for detecting multimessenger signatures of collapsing SMSs.

A. Gravitational Waves

In Fig. 7 we plot the evolution of the real part of the $(l, m) = (2, 0)$ mode of Ψ_4 . Given that the collapse proceeds almost axisymmetrically, the $(l, m) = (2, 0)$ mode is the dominant one. As the figure demonstrates, there are no significant differences in the waveform among the three cases we consider in this work. The amplitude of $m \neq 0$ modes is smaller than 3% of $(l, m) = (2, 0)$ mode, demonstrating that deviations from nonaxisymmetry remain small throughout the evolution. The oscillation period of the dominant mode after BH formation is $\sim 13M \approx 15.5M_{\text{BH}}$, which corresponds to a frequency of $f \approx 15.6(10^6 M_\odot/M)/(1+z)\text{mHz}$. This value is close to the expected quasi-normal mode frequency of the $(l, m) = (2, 0)$ Kerr mode [98]. We find that our waveforms are in qualitative agreement with the one obtained from axisymmetric GR, purely hydrodynamic simulations of a SMS which is modeled as $\Gamma = 1.335$ polytrope in [51].

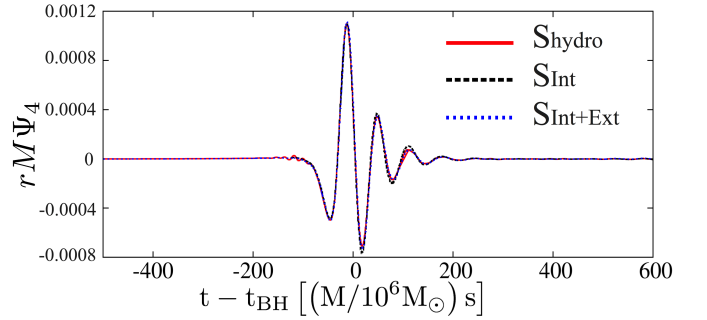


FIG. 7. Real part of the $(l, m) = (2, 0)$ mode of Ψ_4 versus time. We have shifted the time in all cases by the coordinate time of black hole formation.

To assess the detectability of GWs produced by SMS collapse, we compute the strain amplitude $|\tilde{h}(f)| = \sqrt{\tilde{h}_+(f)^2 + \tilde{h}_\times(f)^2}$ from Ψ_4 and compare it to the expected *LISA* sensitivity curve [99]. Here $\tilde{h}_{\times,+}(f)$ are the Fourier transforms of $h_{\times,+}(t)$. The top panel in Fig. 8 shows a plot of twice the characteristic strain $2|\tilde{h}(f)|f$ for all three cases listed in Table I, assuming $M = 10^6 M_\odot$, and cosmological redshift of $z = 1$. As expected, all three agree well with each other. We also plot the GW spectra for the $S_{\text{Int+Ext}}$ case at $z = 2$ and $z = 3$, assuming $M = 10^6 M_\odot$, as well as the *LISA* noise amplitude $[S(f)f]^{1/2}$ assuming the configuration with four laser-links between three satellites, and arm length $L = 5 \times 10^6 \text{km}$ [100], which has acceleration noise similar to what was found by the *LISA* Pathfinder experiment [101]. The peak value of the doubled characteristic strain ($h_{2c} = 2|\tilde{h}(f)f|$) after taking the θ -averaged value of the $_{-2}Y_0^2$ spherical harmonic is:

$$h_{2c} \approx 9.2 \times 10^{-21} \left(\frac{M}{10^6 M_\odot} \right) \left(\frac{6.8 \text{Gpc}}{D_L} \right), \quad (10)$$

A source at luminosity distance $D_L = 6.8$ Gpc lies at redshift $z = 1$ in a flat Λ -CDM cosmology with $H_0 = 67.6 \text{ km s}^{-1} \text{ Mpc}^{-1}$ and $\Omega_M = 0.311$ [102, 103]. Fig. 8 shows that the GW signal frequency lies in the most sensitive part of *LISA* sensitivity curve. We compute the signal-to-noise ratio (SNR)

$$\text{SNR}^2 = \int_0^\infty \frac{(2|\tilde{h}(f)|)^2}{S_n(f)} df, \quad (11)$$

with $S_n(f)$ the one sided noise spectral density of the detector, and find that for an optimally oriented source at redshift $z = 3$, $\text{SNR} \sim 7.4$ for the *LISA* sensitivity curve used in Fig. 8. Thus, if SMSs could form and collapse at redshifts $z \lesssim 3.0$, *LISA* could detect their GW signature. This consistent with the axisymmetric simulations of [51].

For less massive progenitors ($10^4 M_\odot$), the characteristic strain would peak at the decihertz range. Thus, these sources would be targets for future instruments like the Big Bang Observer (*BBO*) [104] and the Decihertz Interferometer Gravitational Wave Observatory (*DECIGO*) [105]. Despite the decrease in the amplitude of the GWs due to the lower mass, the superior sensitivity of decihertz GW detectors ($[S(f)f]^{1/2} \sim 10^{-24}$ at $f \sim 0.1$ Hz) makes these systems detectable at very large redshifts. The bottom panel in Fig. 8 shows a plot of the θ -averaged doubled characteristic strain $2|\tilde{h}(f)|f$ for all three cases listed in Table I, assuming $M = 10^4 M_\odot$, and cosmological redshift of $z = 2$. We also plot the GW spectra for the $S_{\text{Int+Ext}}$ case at $z = 3$ and $z = 5$, assuming $M = 10^4 M_\odot$, and the *DECIGO/BBO* noise amplitudes based on the analytic fits of [106, 107], which account for foreground and background noise sources in addition to the instrument noise. Employing the same detector noise amplitude, we computed the SNR for $M = 10^4 M_\odot$, and find that optimally oriented sources could be detected by *DECIGO* at redshift $z \lesssim 8$ with $\text{SNR} \gtrsim 8$, and by *BBO* at $z \lesssim 11$ with $\text{SNR} \gtrsim 8$. Thus, if the rate of collapsing SMSs at high redshifts is sufficiently high, the exquisite sensitivity of *DECIGO/BBO* could provide smoking-gun evidence for the existence of such stars and the formation massive seed BHs.

B. Electromagnetic Signatures

To assess the detectability of the EM radiation from our magnetized models by detectors such as the *Swift*'s Burst Alert Telescope (BAT), we assume that following collapse a GRB-like event takes place. We then compute the energy flux within BAT's energy range (15-150 keV) in the observer frame as follows

$$f = \frac{\epsilon L_{\text{EM}}}{2\pi\eta_c D_L^2(z)} \frac{\int_{15(1+z)\text{keV}}^{150(1+z)\text{keV}} EN(E)dE}{\int_0^\infty EN(E)dE}, \quad (12)$$

where ϵ is the fraction of the Poynting luminosity that becomes photons, η_c is a "collimation" factor, which equals 2 for isotropic emission and 0.2 for a half opening angle of 25° . $D_L(z)$ is the luminosity distance, and $N(E)$ is the photon number spectral density in the source frame. L_{EM} is the

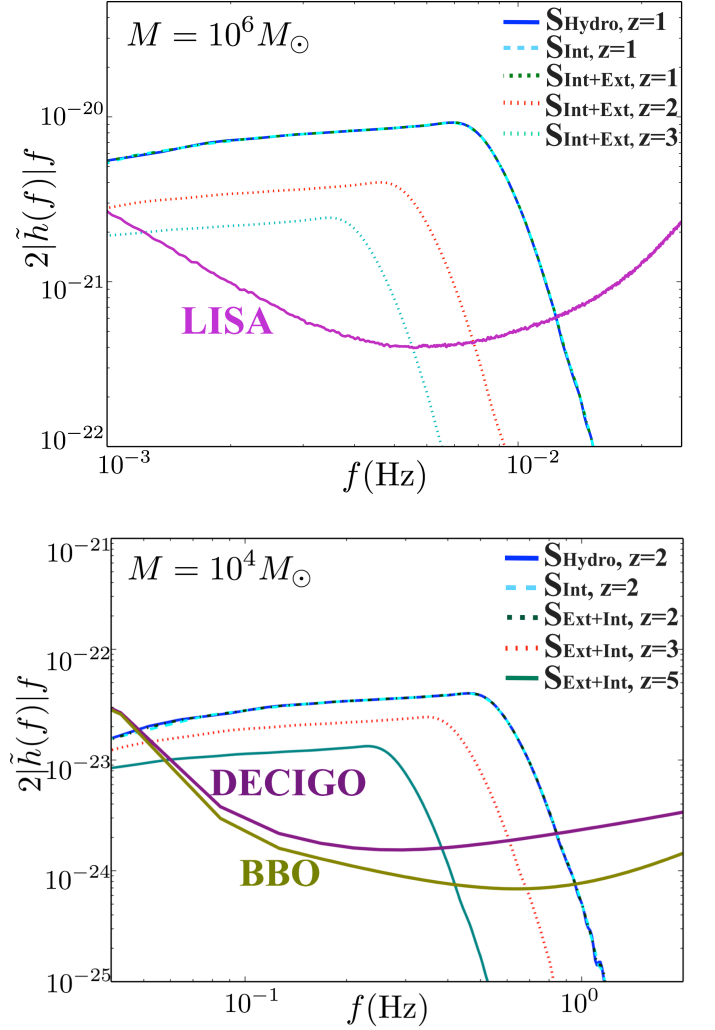


FIG. 8. $2|\tilde{h}(f)|f$ vs. frequency for all our models. Top panel: The SMS mass is $M = 10^6 M_\odot$. The dashed and dotted curves denote the signal strength at redshift $z = 1, 2$ and 3 . The solid curve corresponds to the *LISA* noise amplitude. Bottom panel: The SMS mass is $M = 10^4 M_\odot$. The dashed and dotted curves denote the signal strength at redshift $z = 2, 3$ and 5 . The solid curves correspond to the *DECIGO* and *BBO* noise amplitude as indicated in the plot.

outgoing Poynting luminosity we compute in our simulations. Photons with energies in the range 15–150 keV in the observer frame, originate with energies $15(1+z)$ – $150(1+z)$ keV in the source frame. Here, we approximate $N(E)$ by the “GRB model” proposed in [108], which consists of a power-law continuum with an exponential cutoff at low energy that continuously transitions to a steeper power law at high energy (see Eq. (1) in [108]). In our calculation, the spectral parameters α , β and E_0 of [108] are set to -1 , -2.3 and 150 keV, respectively [109]. In all our estimates in this section, we also choose $\epsilon = 0.1$, and $\eta_c = 0.2$

In Fig. 9 we plot the total energy flux of Eq. (12) as a function of time for sources that are located in the redshift range $1 \leq z \leq 20$, and compare it with BAT's sensitiv-

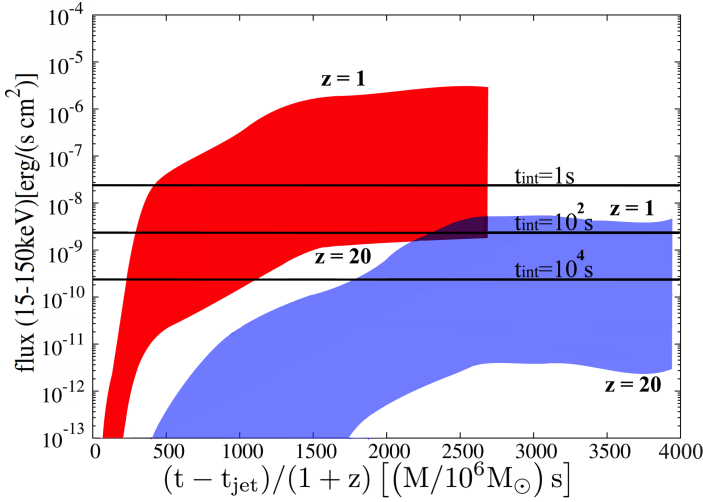


FIG. 9. Gamma-ray flux versus time in the energy range 15 – 150 keV at different redshifts for the $S_{\text{Int+Ext}}$ (top-red region) and S_{Int} (bottom-blue region) cases. The three horizontal lines show the sensitivity of BAT with integration time of 1s, 10^2 s and 10^4 s, from top to bottom.

ity at three different observation periods $t_{\text{int}} = 1, 10^2, 10^4$ s. The luminosity distance is computed assuming the cosmological parameters we listed in the previous section. The detector sensitivities for different observation periods are indicated by the black horizontal lines. We estimate these using the BAT sensitivity derived via a 70-month survey in the 14–195 keV band [110], and the fact that the sensitivity of BAT approximately increases as $\sqrt{t_{\text{int}}}$, where t_{int} the integration/observation time (see, e.g., [111]). We find that for the $S_{\text{Int+Ext}}$ case, up to $z = 20$ the EM energy flux is greater than $10^{-10} \text{ erg/(s cm}^2\text{)}$, which BAT is fully capable of detecting with integration time $t_{\text{int}} \sim 10^4$ s. The results also hold approximately for *Fermi* GBM whose sensitivity is somewhat smaller than *Swift*'s [112, 113]. For the case S_{Int} , a confident detection can be made up to $z \sim 15$, but would require integration time $t_{\text{int}} \sim 10^6$ s, which may be too long. A characteristic-duration ULGRB may be on the order of 10^4 s, which would require a disk lifetime of order $10^3(1+z)$ s in the SMS collapse scenario. Such disk lifetimes could arise for $M \sim 10^4 M_\odot$, for which we estimate that the ULGRB detection could be made even at $z \sim 15$ in the $S_{\text{Int+Ext}}$ scenario. Consequently, $M \sim 10^4 M_\odot$ SMSs that collapse at $z \sim 10$ are promising candidates for coincident detection of multimessenger EM and GW signals. However, the rates at which such events take place are uncertain and our results motivate their study. Finally, our results suggest that collapsing Pop III stars at redshift $z \sim 5 - 8$ could be the progenitors of long GRBs that *Swift* and *Fermi* could detect. Hence, a fraction of the high-redshift long GRBs that have already been observed could have been powered by collapsing Pop III stars.

V. SUMMARY AND CONCLUSIONS

We performed magnetohydrodynamic simulations in 3+1 dimensions and full general relativity of the magnetorotational collapse of 4/3 polytropes, spinning initially at the mass-shedding limit and marginally unstable. Our simulations model collapsing SMSs with masses $\gtrsim 10^4 M_\odot$, and they also crudely model collapsing, massive Pop III stars. A major goal of our study was to assess effects of magnetic fields, and the multimessenger signatures of these astrophysical objects. We extended previous studies by lifting the assumption of axisymmetry and considered magnetic field geometries that are either completely confined to the stellar interior or extend from the stellar interior out into the exterior. We also considered a purely hydrodynamic case in order to compare with previous GR hydrodynamic simulations of SMS collapse (see e.g. [46, 47, 114]) and followed the post-BH formation evolution for much longer times than previous works. In our magnetized cases we ensured that the initial magnetic field is dynamically unimportant by setting the ratio of the total magnetic to kinetic energy to 0.1, which corresponds to a magnetic-to-gravitational-binding-energy ratio of $\mathcal{M}/|W| = 9 \times 10^{-4}$.

In terms of the black hole mass, dimensionless black hole spin and torus mass, the results from our hydrodynamic simulations are consistent with previous semi-analytic estimates and axisymmetric simulation in GR reported in [46–48, 115]. We also find that magnetic fields do not affect these global quantities [47].

In the magnetized cases, following BH formation we observe the formation of magnetically dominated regions above the black hole poles where the magnetic field lines have been wound into a collimated helical funnel, within which the plasma flows outwards with a typical Lorentz factor of $\Gamma_L \sim 1.2$. This collimated outflow is mildly relativistic, and constitutes an incipient jet. Our analysis suggest that the Blandford-Znajek effect is likely operating in our simulations and could be the process powering these jets. The magnetization $b^2/(8\pi\rho_0)$ in the funnel reaches values $\gtrsim 200$, and since for steady-state, axisymmetric jets the magnetization approximately equals the jet terminal Lorentz factor, the jets found in our simulations may reach Lorentz factors $\gtrsim 200$, and hence, explain GRB phenomena. The accretion torus lifetime is $\Delta t \sim 10^5(1+z)(M/10^6 M_\odot)$ s. Thus, collapsing supermassive stars with masses $10^3 - 10^4 M_\odot$ at $z \sim 10 - 20$ are candidates for ultra-long GRBs, while collapsing massive Pop III stars at $z \sim 5 - 8$ are candidates for long GRBs. We estimated that for observation times $\sim 10^4$ s, *Swift*'s BAT and *Fermi*'s GBM could detect such ultra long GRB events from $10^3 - 10^4 M_\odot$ supermassive stars at $z \lesssim 15$, and could detect long GRB events from Pop III stars at $z \sim 5 - 8$. While $10^6 M_\odot$ supermassive stars could in principle power gamma-rays, our models suggest that the burst duration at $z \sim 10$ would be $10^6 \text{ s} \sim 114 \text{ d}$ long, which would require long integration times to observe.

Apart from sources of EM signals, we also demonstrated that supermassive stars generate copious amounts of gravitational waves with $(l, m) = (2, 0)$ the dominant mode, and

in agreement with the axisymmetric results of [51]. We find that if an optimally oriented $10^6 M_\odot$ SMS collapses to a BH at $z \lesssim 3$, its GW signature could be detectable by a *LISA*-like detector, with a signal-to-noise ratio $\gtrsim 7.4$. Most importantly, we point out that collapsing supermassive stars with masses $10^4 M_\odot$ generate gravitational waves which peak in the *DECIGO/BBO* bands, and that *BBO (DECIGO)* could detect their GWs even at redshifts $z \lesssim 11$ ($z \lesssim 8$). Thus, we discover that $10^4 M_\odot$ supermassive stars are promising candidates for coincident multimessenger signals.

Some comments and caveats about our calculations are in order. First, our numerical results may not continue to be reliable for funnel magnetizations $b^2/(8\pi\rho_0) \gtrsim 200$ see e.g. [52]), which is why we terminate our simulations when such high values are reached. However, based on previous work and tests with our code we are confident that the increase in the magnetization and jet-launching is robust. Moreover, by the time we terminate, the BH-disk-jet configuration has settled into quasistationary equilibrium even as the magnetization grows. Second, we used a $\Gamma = 4/3$ Γ -law EOS to model our stars. However, most observed long gamma ray bursts are believed to originate from a Pop I star with an EOS than becomes stiffer once the core density approaches nuclear density [116]. Third, we have ignored pair creation effects. Differential rotation may be present in rapidly rotating stars, at least in outer layers [117]. Hence an uniformly rotating model of a supermassive star may only be an approximation. However, differential rotation may not be maintained in turbulent magnetized scenarios [36]. We also neglect the possibility of

nuclear burning in the SMS core, although it is unimportant for $M \gtrsim 10^5 M_\odot$ [114]. We also note that the collapse of differentially rotating supermassive stars with small initial non-axisymmetric density perturbations may induce the formation of multiple black holes due a fragmentation instability, as has been reported in pure hydrodynamic studies [118–120]. We plan to explore all of these aspects in future investigations.

ACKNOWLEDGMENTS

We thank the Illinois Relativity Group REU team members Eric Connelly, Cunwei Fan, John Simone and Patchara Wongsutthikoon for assistance in creating Figs. 1, 2 and 4. We also thank Mitchell Begelman and Kent Yagi for useful discussions. This work has been supported in part by NSF Grants PHY-1300903 and PHY-1602536 and NASA Grant NNX13AH44G at the University of Illinois at Urbana-Champaign. VP gratefully acknowledges support from NSF grant PHY-1607449, NASA grant NNX16AR67G (Fermi) and the Simons foundation. This work used the Extreme Science and Engineering Discovery Environment (XSEDE), which is supported by NSF grant number OCI-1053575. This research is part of the Blue Waters sustained-petascale computing project, which is supported by the National Science Foundation (award number OCI 07-25070) and the state of Illinois. Blue Waters is a joint effort of the University of Illinois at Urbana-Champaign and its National Center for Supercomputing Applications.

-
- [1] D. J. e. a. Mortlock, *Nature* **474**, 616 (2011).
 - [2] X. Fan, *New. Astron. Rev.* **50**, 665 (2006).
 - [3] Z. Haiman, *Astrophys. Space Sc. L.* **296**, 293 (2012).
 - [4] M. A. Latif and A. Ferrara (2016), 1605.07391.
 - [5] A. Smith, V. Bromm, and A. Loeb, *ArXiv e-prints* (2017), 1703.03083.
 - [6] P. Madau and M. J. Rees, *Astrophys. J.* **551**, L24 (2001).
 - [7] A. Heger, C. L. Fryer, S. E. Woosley, N. Langer, and D. H. Hartmann, *Astrophys. J.* **591**, 288 (2003), astro-ph/0212469.
 - [8] A. Heger, C. L. Fryer, and S. E. Woosley, *Astrophys. J.* **567**, 532 (2002), astro-ph/0107037.
 - [9] S. L. Shapiro, *Astrophys. J.* **620**, 59 (2005).
 - [10] M. A. Alvarez, J. H. Wise, and T. Abel, *Astrophys. J.* **701**, L133 (2009), 0811.0820.
 - [11] M. Milosavljevic, S. M. Couch, and V. Bromm, *Astrophys. J.* **696**, L146 (2009), 0812.2516.
 - [12] M. Volonteri, F. Haardt, and P. Madau, *Astrophys. J.* **582**, 559 (2003), astro-ph/0207276.
 - [13] Z. Haiman (2004), astro-ph/0404196.
 - [14] T. L. Tanaka, *Classical and Quantum Gravity* **31**, 244005 (2014), 1406.3023.
 - [15] M. Volonteri, P. Madau, and F. Haardt, *Astrophys. J.* **593**, 661 (2003), astro-ph/0304389.
 - [16] M. J. Rees, *Ann. Rev. Astron. Astrophys.* **22**, 471 (1984).
 - [17] M. C. Begelman, M. Volonteri, and M. J. Rees, *Mon. Not. R. Astron. Soc.* **370**, 289 (2006).
 - [18] M. C. Begelman, *Mon. Not. R. Astron. Soc.* **402**, 673 (2010).
 - [19] A. Loeb and F. A. Rasio, *Astrophys. J.* **432**, 52 (1994), astro-ph/9401026.
 - [20] S. P. Oh and Z. Haiman, *Astrophys. J.* **569**, 558 (2002), astro-ph/0108071.
 - [21] V. Bromm and A. Loeb, *Astrophys. J.* **596**, 34 (2003), astro-ph/0212400.
 - [22] S. M. Koushiappas, J. S. Bullock, and A. Dekel, *Mon. Not. Roy. Astron. Soc.* **354**, 292 (2004), astro-ph/0311487.
 - [23] G. Lodato and P. Natarajan, *Mon. Not. Roy. Astron. Soc.* **371**, 1813 (2006), astro-ph/0606159.
 - [24] S. L. Shapiro, *AIP Conf. Proc.* **686**, 50 (2003), [,50(2003)], astro-ph/0310070.
 - [25] S. L. Shapiro, in *Coevolution of Black Holes and Galaxies, from the Carnegie Observatories Centennial Symposia.*, edited by L. C. Ho (Cambridge University Press, 2004), p. 103, astro-ph/0304202.
 - [26] J. A. Regan, P. H. Johansson, and J. H. Wise, *Astrophys. J.* **795**, 137 (2014), 1407.4472.
 - [27] M. J. Rees, *Annual review of astronomy and astrophysic* **22**, 471 (1984).
 - [28] O. Y. Gnedin, *Class. Quant. Grav.* **18**, 3983 (2001), astro-ph/0108070.
 - [29] T. Hosokawa, H. W. Yorke, K. Inayoshi, K. Omukai, and N. Yoshida, *Astrophys. J.* **778**, 178 (2013), 1308.4457.
 - [30] Z. H. Takamitsu L. Tanaka, Miao Li, *Mon. Not. .R Astron. Soc.* **435**, 3559 (2013).
 - [31] K. Inayoshi and Z. Haiman, *Mon. Not. R. Astron. Soc.* **445**, 1549 (2014).

- [32] E. Visbal and Z. H. G. L. Bryan, Mon. Not. R. Astron. Soc. **442**, 100 (2014).
- [33] L. Mayer, D. Fiacconi, S. Bonoli, T. Quinn, R. Roskar, S. Shen, and J. Wadsley, Astrophys. J. **810**, 51 (2014).
- [34] R. Fernandez, G. L. Bryan, Z. Haiman, and M. Li, Mon. Not. Roy. Astron. Soc. **439**, 3798 (2014), 1401.5803.
- [35] T. Tanaka and Z. Haiman, Astrophys. J. **696**, 1798 (2009), 0807.4702.
- [36] T. W. Baumgarte and S. L. Shapiro, Astrophys. J. **526**, 941 (1999).
- [37] Zel'dovich and I. D. Novikov, *Relativistic Astrophysics, Vol. I (Stars and Relativity)* (University of Chicago Press, Chicago, 1971).
- [38] M. Shibata, H. Uchida, and Y. Sekiguchi, Astrophys. J. **818**, 157 (2016), astro-ph/1604.00643.
- [39] M. Shibata, Y. Sekiguchi, H. Uchida, and H. Umeda, Phys. Rev. **D94**, 021501 (2016), 1606.07147.
- [40] GRB 140304A data, URL http://swift.gsfc.nasa.gov/archive/grb_table/140304A/.
- [41] GRB 090423 data, URL http://swift.gsfc.nasa.gov/archive/grb_table/090423/.
- [42] L. Tornatore, A. Ferrara, and R. Schneider, Mon. Not. Roy. Astron. Soc. **382**, 945 (2007), 0707.1433.
- [43] J. L. Johnson, C. D. Vecchia, and S. Khochfar, Mon. Not. R. Astron. Soc. **428**, 1857 (2013), 1206.5824.
- [44] D. Sobral, J. Matthee, B. Darvish, D. Schaerer, B. Mobasher, H. J. A. Rttgering, S. Santos, and S. Hemmati, Astrophys. J. **808**, 139 (2015).
- [45] S. L. Shapiro and S. A. Teukolsky, Astrophysical J. **234**, L177 (1979).
- [46] M. Shibata and S. L. Shapiro, Astrophys. J. Lett. **572**, L39 (2002), astro-ph/0205091.
- [47] Y. T. Liu, S. L. Shapiro, and B. C. Stephens, Phys. Rev. D **76**, 084017 (2007), 0706.2360.
- [48] S. Shapiro and M. Shibata, Astrophys. J. **572**, L39 (2002), 0209251.
- [49] M. Saijo, Astrophys. J. **615**, 866 (2004), astro-ph/0407621.
- [50] M. Saijo and I. Hawke, Phys. Rev. D **80**, 064001 (2009).
- [51] M. Shibata, Y. Sekiguchi, H. Uchida, and H. Umeda, Phys. Rev. D **94**, 021501 (2016), 1606.07147.
- [52] V. Paschalidis, M. Ruiz, and M. Shapiro, Astrophys. J. **806**, L14 (2015), 1410.7392.
- [53] M. Ruiz, R. Lang, V. Paschalidis, and S. Shapiro, Astrophys. J. **824**, L6 (2016), 1604.02455.
- [54] G. B. Cook, S. L. Shapiro, and S. A. Teukolsky, Astrophys. J. **398**, 203 (1992).
- [55] G. B. Cook, S. L. Shapiro, and S. A. Teukolsky, Astrophys. J. **422**, 227 (1994).
- [56] T. Baumgarte and S. Shapiro, *Numerical Relativity: Solving Einsteins Equations on the Computer* (Cambridge University Press, Cambridge, 2010), ISBN 978-0-52-151407-1.
- [57] J. C. McKinney and C. F. Gammaie, Astrophys. J. **611**, 977 (2004).
- [58] J. P. D. Villiers, J. F. Hawley, and J. Krolik, Astrophys. J. **599**, 1238 (2003).
- [59] Z. B. Etienne, V. Paschalidis, and S. L. Shapiro, Phys. Rev. **D86**, 084026 (2012).
- [60] V. Paschalidis, Z. B. Etienne, and S. L. Shapiro, Phys. Rev. **D88**, 021504 (2013).
- [61] Cactus Website, *Cactus Computational Toolkit*, <http://www.cactuscode.org>.
- [62] Carpet Website, *Adaptive mesh refinement with Carpet*, <http://www.carpetcode.org>.
- [63] Z. B. Etienne, V. Paschalidis, R. Haas, P. Msta, and S. L. Shapiro, Class. Quant. Grav. **32**, 175009 (2015), 1501.07276.
- [64] Z. B. Etienne, J. A. Faber, Y. T. Liu, S. L. Shapiro, K. Taniguchi, et al., Phys. Rev. **D77**, 084002 (2008).
- [65] Y. T. Liu, S. L. Shapiro, Z. B. Etienne, and K. Taniguchi, *prd* **78**, 024012 (2008).
- [66] V. Paschalidis, Z. Etienne, Y. T. Liu, and S. L. Shapiro, Phys. Rev. **D83**, 064002 (2011), 1009.4932.
- [67] V. Paschalidis, Y. T. Liu, Z. Etienne, and S. L. Shapiro, Phys. Rev. **D84**, 104032 (2011), 1109.5177.
- [68] R. Gold, V. Paschalidis, Z. B. Etienne, S. L. Shapiro, and H. P. Pfeiffer, Phys. Rev. **D89**, 064060 (2014), 1312.0600.
- [69] R. Gold, V. Paschalidis, M. Ruiz, S. L. Shapiro, Z. B. Etienne, and H. P. Pfeiffer, Phys. Rev. D **90**, 104030 (2014), 1410.1543.
- [70] Z. B. Etienne, Y. T. Liu, and S. L. Shapiro, Phys. Rev. **D82**, 084031 (2010).
- [71] Z. B. Etienne, Y. T. Liu, V. Paschalidis, and S. L. Shapiro, Phys. Rev. **D85**, 064029 (2012).
- [72] Z. B. Etienne, V. Paschalidis, Y. T. Liu, and S. L. Shapiro, Phys. Rev. D **85**, 024013 (2012).
- [73] M. D. Duez, Y. T. Liu, S. L. Shapiro, and B. C. Stephens (2005), astro-ph/0503420.
- [74] B. D. Farris, R. Gold, V. Paschalidis, E. Z. B., and S. Shapiro, Phys. Rev. Lett. **109**, 221102 (2012), 1207.3354.
- [75] M. Shibata and T. Nakamura, Phys. Rev. D **52**, 5428 (1995).
- [76] T. W. Baumgarte and S. L. Shapiro, Phys. Rev. D **59**, 024007 (1998), gr-qc/9810065.
- [77] J. G. Baker, J. Centrella, D.-I. Choi, M. Koppitz, and J. van Meter, Phys. Rev. Lett. **96**, 111102 (2006), gr-qc/0511103.
- [78] M. Campanelli, C. O. Lousto, P. Marronetti, and Y. Zlochower, Phys. Rev. Lett. **96**, 111101 (2006), gr-qc/0511048.
- [79] I. Hinder, A. Buonanno, M. Boyle, Z. B. Etienne, J. Healy, et al., Classical Quantum Gravity **31**, 025012 (2014), 1307.5307.
- [80] M. Ruiz, D. Hilditch, and S. Bernuzzi, Phys. Rev. D **83**, 024025 (2011), 1010.0523.
- [81] M. Ruiz, R. Takahashi, M. Alcubierre, and D. Nunez, Gen. Rel. Grav. **40**, 2467 (2008), 0707.4654.
- [82] Z. B. Etienne, Y. T. Liu, S. L. Shapiro, and T. W. Baumgarte (2008), 0812.2245.
- [83] J. Thornburg, Class. Quantum Grav. **21**, 743 (2004), gr-qc/0306056, URL <http://stacks.iop.org/0264-9381/21/743>.
- [84] O. Dreyer, B. Krishnan, D. Shoemaker, and E. Schnetter, Phys. Rev. D **67**, 024018 (2003), gr-qc/0206008, URL <http://link.aps.org/abstract/PRD/v67/e024018>.
- [85] M. Ruiz, C. Palenzuela, F. Galeazzi, and C. Bona, Mon. Not. Roy. Astron. Soc. **423**, 1300 (2012), 1203.4125.
- [86] P. Goldreich and S. V. Weber, Astrophys. J. **238**, 991 (1980).
- [87] M. Shibata, Y. T. Liu, S. L. Shapiro, and B. C. Stephens, Phys. Rev. D **74**, 104026 (2006), URL <https://doi.org/10.1103/PhysRevD.74.104026>.
- [88] N. Vlahakis and A. Königl, Astrophys. J. **596**, 1080 (2003).
- [89] N. Gehrels and S. Razzaque, Front. Phys.(Beijing) **8**, 661 (2013), 1301.0840.
- [90] A. Tchekhovskoy, J. C. McKinney, and R. Narayan, Mon. Not. Roy. Astron. Soc. **379**, 469 (2007), 0704.2608.
- [91] V. Paschalidis (2016), 1611.01519.
- [92] S. L. Shapiro, submitted (2017).
- [93] R. Blandford and R. Znajek, Mon. Not. Roy. Astron. Soc. **179**, 433 (1977).
- [94] K. S. Thorne, R. H. Price, and D. A. Macdonald, eds., *Black Holes: The Membrane Paradigm* (Yale University Press, London, 1986).

- [95] M. Alcubierre, *Introduction to 3+1 Numerical Relativity* (Oxford University Press, Oxford, 2008).
- [96] T. Matsumoto, D. Nakauchi, K. Ioka, A. Heger, and T. Nakamura, *Astrophys. J.* **810**, 64 (2015).
- [97] B. Gendre, G. Stratta, J. L. Atteia, S. Basa, M. Boër, D. M. Coward, S. Cutini, V. D’Elia, E. J. Howell, A. Klotz, et al., *Astrophys. J.* **766**, 30 (2013), 1212.2392.
- [98] E. Berti, V. Cardoso, and C. M. Will, *Phys. Rev. D* **73**, 064030 (2006), gr-qc/0512160.
- [99] eLISA, Note for eLISA cosmology working group on sensitivity curve and detection, eLISA Document Version 0.3.
- [100] A. Klein, E. Barausse, A. Sesana, A. Petiteau, E. Berti, S. Babak, J. Gair, S. Aoudia, I. Hinder, F. Ohme, et al., *Phys. Rev. D* **93**, 024003 (2016), 511.05581.
- [101] M. e. a. Armano, *Phys. Rev. Lett.* **116**, 231101 (2016).
- [102] E. L. Wright, *Publ. Astron. Soc. Pac.* **118**, 1711 (2006).
- [103] J. N. Grieb, A. G. Snchez, S. Salazar-Albornoz, R. Scoccimarro, M. Crocce, C. D. Vecchia, F. Montesano, H. Gil-Marn, A. J. Ross, F. Beutler, et al. (2016), arXiv:1607.03143[astro-ph.CO].
- [104] G. M. Harry, P. Fritschel, D. A. Shaddock, W. Folkner, and E. S. Phinney, *Class. Quantum Grav.* **23**, 7361 (2006).
- [105] R. Takahashi and T. Nakamura, *Astrophys. J.* **596**, L231 (2003).
- [106] K. Yagi and T. Tanaka, *Prog. Theor. Phys.* **123**, 1069 (2010), 0908.3283.
- [107] K. Yagi, N. Tanahashi, and T. Tanaka, *Phys. Rev.* **D83**, 084036 (2011), 1101.4997.
- [108] D. Band, J. Matteson, L. Ford, B. Schaefer, D. Palmer, B. Teegarden, T. Cline, M. Briggs, W. Paciesas, G. Pendleton, et al., *Astrophys. J.* **413**, no. 1, 281 (1993).
- [109] Y. Kaneko, R. D. Preece, M. S. Briggs, W. S. Paciesas, C. A. Meegan, and D. L. Band, *Astrophys. J. Suppl. S.* **166**, 298 (2006), 0601188.
- [110] W. H. Baumgartner, J. Tueller, C. B. Markwardt, G. K. Skinner, S. Barthelmy, R. F. Mushotzky, and N. G. P. Evans, *Astrophys. J. Suppl. S.* **207**, 19 (2012).
- [111] S. D. Barthelmy, L. M. Barbier, J. R. Cummings, E. E. Fenimore, N. Gehrels, D. Hullinger, H. A. Krimm, C. B. Markwardt, D. M. Palmer, A. Parsons, et al., *Space Sci. Rev.* **120**, 143 (2005), 0507410.
- [112] Z. Bosnjak, D. Got, L. Bouchet, S. Schanne, and B. Cordier, *Astron. Astrophys.* **561** (2014), 1309.3174.
- [113] V. Connaughton, V. Pelassa, M. Briggs, P. Jenke, E. Troja, J. McEnery, and L. Blackburn, *EAS Publications.* **61**, 657 (2013).
- [114] H. Uchida, M. Shibata, T. Yoshida, Y. Sekiguchi, and H. Umeda (2017), 1704.00433.
- [115] S. L. Shapiro, *Astrophys. J.* **610**, 913 (2004).
- [116] A. I. MacFadyen and S. E. Woosley, *Astrophys. J.* **524**, 262 (1999).
- [117] S. L. Shapiro and S. A. Teukolsky, *Black Holes, White Dwarfs, and Neutron Stars* (John Wiley & Sons, Inc., 1983).
- [118] B. Zink, N. Stergioulas, I. Hawke, C. D. Ott, E. Schnetter, and E. Müller, *Phys. Rev. Lett.* **96**, 161101 (2006), gr-qc/0501080.
- [119] B. Zink, N. Stergioulas, I. Hawke, C. D. Ott, E. Schnetter, and E. Müller, (submitted) (2006), astro-ph/0611601.
- [120] C. Reisswig, C. Ott, E. Abdikamalov, R. Haas, P. Moesta, and E. Schnetter (2013), 1304.7787.