

# Massively parallel MCMC for Bayesian hierarchical models

Robert J. B. Goudie, Rebecca M. Turner, Daniela De Angelis, Andrew Thomas\*

\* Correspondence to [andrew.thomas@mrc-bsu.cam.ac.uk](mailto:andrew.thomas@mrc-bsu.cam.ac.uk)

11 April 2017

MRC Biostatistics Unit, University of Cambridge, UK

## Abstract

We propose a simple, generic algorithm for parallelising Markov chain Monte Carlo (MCMC) algorithms for posterior inference of Bayesian hierarchical models. Our algorithm parallelises evaluation of the product-form likelihoods formed when a parameter has many children in the hierarchical model; and parallelises sampling of conditionally-independent sets of parameters. A simple heuristic algorithm is used to decide which approach to use for each parameter and to apportion computation across computational cores. The algorithm enables automatic parallelisation of the broad range of statistical models that can be fitted using BUGS-language software, making the dramatic speed-ups of modern multi-core computing accessible to applied statisticians, without requiring any experience of parallel programming. We demonstrate our approach using our freely-available open source implementation, called MultiBUGS (<https://github.com/MultiBUGS/MultiBUGS>), on simulated data designed to mimic a hierarchical e-health linked-data study of methadone prescriptions including 425,112 observations and 20,426 random effects. Reliable posterior inference for this model takes several hours in existing software, but MultiBUGS can perform inference in only 29 minutes using 48 computational cores.

Keywords: Parallel computing, Markov chain Monte Carlo, Bayesian analysis, hierarchical models, Directed acyclic graph

## Acknowledgements

This work was supported by the UK Medical Research Council [programme codes MC\_UP\_1302/3, MC\_U105260558 and MC\_U105260556]. We are grateful to Chris Jewell, Sylvia Richardson and Christopher Jackson for helpful discussions of this work.

# 1. Introduction

Technological advances in recent years have led to massive increases in the amount of data that are generated and stored. The size and complexity of the resulting “big data” makes it difficult to process and interpret the information using conventional analytical and computational methods. Traditional Bayesian modelling is an appropriate approach for analysis of some classes of some big data, but the volume of data often makes it impossible or extremely time-consuming to fit the chosen models in existing standard software.

BUGS is a long running project that makes easy to use Bayesian modelling software available to the applied statistical community. The software has evolved through three main versions since nineteen eighty-nine: first ClassicBUGS (Spiegelhalter et al. 1996b), then WinBUGS (Lunn et al. 2000), then the current open-source OpenBUGS (Lunn et al. 2009). The software is structured around the twin ideas of the declarative BUGS language (Thomas 2006), through which the user specifies the graphical model (Lauritzen 1990) that defines the statistical model to be analysed; and Markov Chain Monte Carlo simulation (MCMC) (Geman and Geman 1984; Gelfand et al. 1990), which is used to estimate the posterior distribution. These ideas have also been widely adopted in other Bayesian software, notably in JAGS (Plummer 2017) and NIMBLE (NIMBLE Development Team 2016). The quarter century since BUGS’s inception has seen an impressive increase in the performance of computer hardware, but, in the era of big data, statistical models are becoming so complex and large that OpenBUGS cannot fit them in a reasonable time.

In this paper we propose a simple, generic, automatic algorithm for parallelising the MCMC algorithms used by BUGS-style software, thus making the dramatic speed-ups of multi-core computation available to applied statistical practitioners. There is a large body of work making various proposals for using multiple cores and multiple CPU to perform MCMC simulation on large statistical models. The most straightforward approach is to run each of multiple MCMC chains on a separate central processing unit (CPU) or core (e.g. Bradford and Thomas 1996). There is no need for information to be passed between the chains: the algorithm is embarrassingly parallel. Running several MCMC chains is valuable for detecting problems of non-convergence of the algorithm using, for example, the Brooks-Gelman-Rubin diagnostic (Gelman and Rubin 1992; Brooks and Gelman 1998). However, the time taken to get past the burn in period cannot be shortened using this approach. Several authors have proposed running parts of the model on separate cores and then combining results (Scott et al. 2016) using either somewhat ad hoc procedures or sequential Monte Carlo-inspired methods (Goudie et al. 2016). These approaches have the advantage of being able to reuse already written MCMC software and, in this sense, are similar to our approach. A separate body of work (Brockwell 2006; Angelino et al. 2014) proposes using a modified version of the Metropolis-Hastings algorithm which speculatively considers a possible sequence of MCMC steps and evaluates the likelihood at each proposal on a separate core. This class of algorithm tends to scale logarithmically in the number of cores. A final group of approaches modifies the Metropolis-Hastings algorithm by proposing a sequence of candidate points in parallel (Calderhead 2014). This approach can reduce autocorrelations in the MCMC chain and so speed up the simulation. Obviously the approach of running multiple chains can be combined with other approaches to parallelization.

Our illustrative example is based on a large linked database of methadone prescriptions given to opioid dependent patients in Scotland, which was used to examine the influence of patient characteristics on doses prescribed (Gao et al. 2016; Dimitropoulou et al. submitted). Large databases that link together multiple routinely-collected data sources such as primary care, hospital records, prescription data and disease/death registries are one increasingly-common and important type of big data in healthcare research. Such databases often include extremely large numbers of patients and can potentially allow estimation of associations with much greater precision than that available in conventional research studies, although care must be taken to account for the observational nature of the data.

The data in our example have a hierarchical structure, with multiple prescriptions nested within patients within regions. The model includes 20,426 random effects in total, and was fitted to 425,112 observations. It is possible to fit this model using standard MCMC simulation in OpenBUGS but, unsurprisingly, the model runs extremely slowly and it takes 39 hours to perform a sufficient number of iterations to make reliable statistical

inference. In such data sets it can be tempting to choose a much simpler and faster method of analysis, but this may not allow appropriately for the hierarchical structure or enable exploration of sources of variation. Alternatively, classical methods would provide less flexibility in modelling and would be less convenient. Instead it is preferable to fit the desired hierarchical model using MCMC simulation, while speeding up computation as much as possible by exploiting parallel processing.

The paper is organised as follows: in Section 2 we introduce notation and the simple example model we use to establish ideas; we discuss our parallelisation algorithm in Section 3; Section 4 gives details of the implementation in MultiBUGS; results are discussed in Section 5; and we conclude with a discussion of future work in Section 6.

## 2. Notation and models

We consider hierarchical Bayesian models, which can be specified by associating each component of the model with a node in a directed acyclic graph (DAG). A DAG  $G = (V_G, E_G)$  consists of a set of nodes or vertices  $V_G$  joined by directed edges  $E_G \subset V_G \times V_G$ , represented by arrows. The parents  $\text{pa}_G(v) = \{u : (u, v) \in E_G\}$  of a node  $v$  are the nodes  $u$  whose edges point to the particular node. The children  $\text{ch}_G(v) = \{u : (v, u) \in E_G\}$  of a node  $v$  are the nodes  $u$  pointed to by the particular node. For ease of exposition we assume throughout this paper that  $V_G$  includes all stochastic parameters and constant quantities (including observations and hyperparameters) in the model, but excludes parameters that are deterministically related to other parameters in the model. Arbitrary DAG models can nevertheless be considered by assimilating deterministic intermediary quantities, such as linear predictors in generalised linear models, into the definition of the conditional distribution of the appropriate descendant stochastic parameter; and considering deterministic prediction separately from the main MCMC computation. The topological depth  $d(v)$  of a vertex is defined recursively, starting from the nodes with no parents.

$$d_G(v) = \begin{cases} 0 & \text{pa}_G(v) = \emptyset \\ 1 + \max_{u \in \text{pa}_G(v)} d_G(u) & \text{otherwise} \end{cases}$$

The depth set  $D_G^h = \{v \in V : d_G(v) = h\}$  is the set of nodes of topological depth  $h$ . For brevity we omit  $G$  subscripts wherever there is no ambiguity.

In hierarchical DAG models, the conditional independence assumptions represented by the DAG mean that the full joint distribution of all quantities  $V$  has a simple factorisation in terms of the conditional distribution  $p(v \mid \text{pa}(v))$  of each node given its parents:

$$p(V) = \prod_{v \in V} p(v \mid \text{pa}(v)) \quad (1)$$

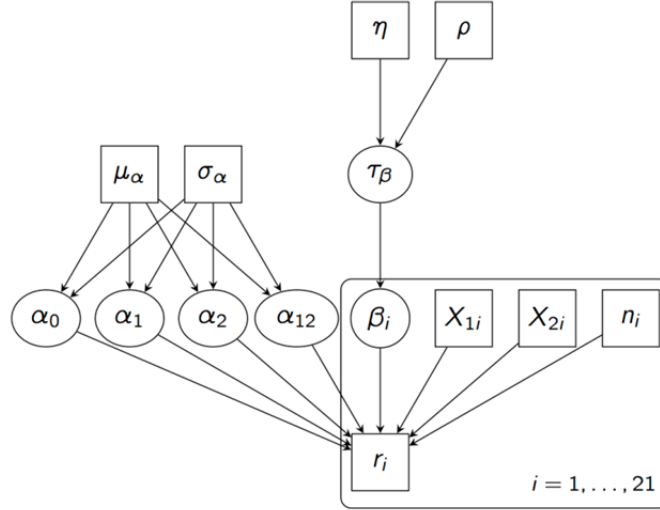
Most MCMC algorithms involve calculation of the conditional distribution of the stochastic parameters  $\mathcal{S}(V) \subseteq V$ . The conditional distribution  $p(v \mid V_{-v})$  of a node  $v \in \mathcal{S}(V)$ , given the remaining nodes  $V_{-v} = V \setminus \{v\}$ , consists of a prior factor  $p(v \mid \text{pa}(v))$  and a likelihood factor  $L(v) = \prod_{u \in \text{ch}(v)} p(u \mid \text{pa}(u))$ , i.e.

$$p(v \mid V_{-v}) \propto p(v \mid \text{pa}(v))L(v) \quad (2)$$

To establish ideas, we consider a simple random effects logistic regression model (called “seeds”) for the number  $r_i$  of seeds that germinated out of  $n_i$  planted, in each of  $i = 1, \dots, N = 21$  experiments, with binary indicators of seed type  $X_{1i}$  and root extract type  $X_{2i}$  (Crowder 1978; Breslow and Clayton 1993).

$$\begin{aligned} r_i &\sim \text{Bin}(p_i, n_i) \\ \text{logit}(p_i) &= \alpha_0 + \alpha_1 X_{1i} + \alpha_2 X_{2i} + \alpha_{12} X_{1i} X_{2i} + \beta_i \\ \beta_i &\sim \text{N}(0, \tau_\beta^{-1}) \end{aligned}$$

We choose normal priors on the regression parameters  $\alpha_0, \alpha_1, \alpha_2, \alpha_{12}$ , with mean  $\mu_\alpha = 0$  and standard deviation  $\sigma_\alpha = 1000$ , and a gamma prior with shape  $\eta = 0.001$  and rate  $\rho = 0.001$  on the precision parameter  $\tau_\beta$ . Figure 1 shows a DAG representation of this model. The DAG includes as nodes the stochastic parameters  $\{\beta_1, \dots, \beta_{21}, \alpha_0, \alpha_1, \alpha_2, \alpha_{12}, \tau_\beta\}$ , the observations  $\{r_i, n_i, X_{1i}, X_{2i}\}$  and the constant hyperparameters



**Figure 1** DAG representation of the seeds model. Stochastic nodes are shown in circles, and constant and observed quantities in rectangles. Stochastic dependencies are represented by arrows. Repeated nodes are enclosed by the rectangle (plate), with the range of repetition indicated by the label.

$\{\mu_\alpha, \sigma_\beta, \eta, \rho\}$ , but not the deterministic parameters (the germination probabilities  $p_i$ ), which have been assimilated into the definition of the distribution of  $r_i$  before forming the DAG. Note that, as described above, since the random effect standard deviation  $\sigma_\beta = \tau_\beta^{-1/2}$  is deterministically related to the precision  $\tau_\beta$ , it would not be considered part of the graph if it were of interest: posterior inference for  $\sigma_\beta$  could instead be made either by updating its value in the usual (serial) manner after each MCMC iteration, or by post-processing the MCMC samples for  $\tau_\beta$ .

### 3. Methods

The key computations in MCMC sampling are evaluation and sampling from the conditional distributions of the stochastic parameters  $\mathcal{S}(V) \subseteq V$  in the model. We propose to parallelise these computations via two distinct approaches.

First, when a parameter has many children, calculation of the conditional distribution is computationally expensive, since (2) is the product of many terms. However, the evaluation of the likelihood factor  $L(v)$  can easily be split between  $C$  cores by calculating a partial product involving every  $C^{\text{th}}$  child on each core. With a partition  $\{\text{ch}^{(1)}(v), \dots, \text{ch}^{(C)}(v)\}$  of the set of children  $\text{ch}(v)$ , we evaluate  $\prod_{u \in \text{ch}^{(c)}(v)} p(u | \text{pa}(u))$  on the  $c^{\text{th}}$  core. The prior term  $p(v | \text{pa}(v))$  and these partial products can be multiplied together to recover the complete conditional distribution.

Second, when a model includes a large number of parameters then computation may be slow in aggregate, even if individual evaluation of each conditional distribution is fast. However, parameters can clearly be sampled concurrently if they are conditionally independent. Specifically, all parameters in a set  $W \subseteq \mathcal{S}(V)$  can be sampled concurrently whenever the parameters in  $W$  are mutually conditionally-independent; i.e. all  $w_1 \in W$  and  $w_2 \in W$  ( $w_1 \neq w_2$ ) are conditionally independent given  $V \setminus W$ . If  $C$  cores are available and  $|W| = q$  (where  $|W|$  denotes the cardinality of the set  $W$ ), then in a parallel scheme at most  $\lceil q/C \rceil$  parameters need be sampled on a core (where  $\lceil x \rceil$  denotes the ceiling function), rather than  $q$  in the standard serial scheme.

We use a simple algorithm to identify a partition  $\{W_1, \dots, W_l\}$  of a set of stochastic parameters  $U \subseteq \mathcal{S}(V)$  for which each partition component contains only mutually conditionally-independent parameters. We first partition the parameters  $U$  into depth sets, indexed by their topological depth in the DAG. Within depth sets we employ a simple special case of the standard  $d$ -separation (Pearl 1986) criterion: parameters within a depth set are conditionally independent given the remainder of the remaining nodes if and only if they have no

<b>Inputs:</b>	$G = (E, V)$ , a DAG; $U$ , a set of nodes (with identical topological depth)
<b>Steps:</b>	Initialise $l \leftarrow 1$ ; and $M \leftarrow \emptyset$ <b>while</b> $ U  > 0$ <b>for</b> $u$ in $U$ <b>do</b> <b>if</b> $\text{ch}_G(u) \cap M = \emptyset$ $W_l \leftarrow W_l \cup \{u\}$ $U \leftarrow U \setminus \{u\}$ $M \leftarrow M \cup \text{ch}_G(u)$ <b>end if</b> <b>end for</b> $M \leftarrow \emptyset$ $l \leftarrow l + 1$ <b>end while</b>
<b>Output:</b>	$\{W_1, \dots, W_l\}$

**Algorithm 1** (find\_conditionally\_independent): identifying sets of conditionally-independent parameters.

children in common. We thus use a mark-based algorithm (Algorithm 1) within each depth set to identify sets of mutually conditionally-independent parameters. Initially no nodes in the graph are marked. Each node is then examined in turn and, if all its children are unmarked, it is added to the set of mutually conditionally-independent parameters and its children are marked. When no new parameters can be added to this set, the marks are cleared. We repeat this process until all nodes in  $U$  have been assigned to a set in the partition.

We use a simple heuristic criterion to decide which type of parallelism we exploit for each parameter in the model. We parallelize the computation of the parameter's conditional distribution if a parameter with topological depth  $h > 1$  has more children than double the mean number of children per stochastic parameter averaged over all stochastic parameters  $\mathcal{S}(V)$ , or if a parameter with topological depth  $h = 1$  has more than two children; otherwise we parallelize the sampling of conditionally independent sets of parameters whenever this is permitted. When we sample a group of parameters in parallel we would like the time taken to sample each one to be similar, so we assign parameters to cores in order of the number of children that each parameter has. Algorithm 2 details the heuristic used to determine whether a parameter's likelihood calculation is parallelised. Algorithm 3 outlines the complete algorithm for creating the  $C$ -column computation schedule table  $S$ , which specifies the parallelisation scheme: where different parameters appear in a row, the corresponding parameters are sampled in parallel; where a single parameter is repeated across a full row, the calculation of the conditional distribution for that parameter is split into partial products across the  $C$  cores. A single MCMC iteration consists of evaluating updates as specified by each row of the computation schedule in turn. Note that the computation schedule includes blanks whenever a set of mutually conditionally-independent parameters does not divide equally across the  $C$  cores; that is, when  $|W_i| \bmod C \neq 0$  for some  $i \in \{1, \dots, l\}$ , where  $\bmod$  denotes the modulo operator. The corresponding cores are idle when a blank occurs.

We illustrate the algorithm using the seeds example introduced in Section 2, assuming  $C = 4$  cores are available. The model includes 26 stochastic parameters  $\mathcal{S}(V) = \{\beta_1, \dots, \beta_{21}, \alpha_0, \alpha_1, \alpha_2, \alpha_{12}, \tau_\beta\}$ ; and  $|\text{ch}(\beta_1)| = \dots = |\text{ch}(\beta_{21})| = 1$  and  $|\text{ch}(\alpha_0)| = |\text{ch}(\alpha_1)| = |\text{ch}(\alpha_2)| = |\text{ch}(\alpha_{12})| = |\text{ch}(\tau)| = 21$ . Table 1 shows the final computation schedule determined by Algorithm 3. In Algorithm 3, we first consider the parameters  $\beta_1, \dots, \beta_{21}$ , since the topological depth  $d(\beta_1) = \dots = d(\beta_{21}) = 2 = \max_{v \in V} d(v)$ . Algorithm 2 does not choose to parallelise the likelihood evaluation of any of  $\beta_1, \dots, \beta_{21}$ , since  $\bar{ch} \approx 4.8$ . However, Algorithm 1 identifies that  $\beta_1, \dots, \beta_{21}$  are mutually conditionally-independent and so  $W_1 = \{\beta_1, \dots, \beta_{21}\}$ , which is distributed across the 4 cores as shown in the first 6 rows of Table 1. Since  $21 \bmod 4 \neq 0$ , cores 2, 3 and 4 will be idle while  $\beta_{21}$  is sampled. Next, we consider  $\alpha_0, \alpha_1, \alpha_2, \alpha_{12}$  and  $\tau_\beta$ , since  $d(\alpha_0) = d(\alpha_1) = d(\alpha_2) = d(\alpha_{12}) = d(\tau_\beta) = 1$ . Since all of these parameters have 21 children and  $\bar{ch} \approx 4.8$ , Algorithm 2 chooses to spread the likelihood calculations of all these parameters across cores, and these are assigned to the computation

**Inputs:**  $G = (E, V)$  a DAG;  $C$  number of cores;  $h$  topological depth;  
 $S$  computation schedule;  $r$  current schedule row

**Steps:**  $U \leftarrow D_G^h \cap \mathcal{S}(V)$   
 $\overline{ch} \leftarrow \text{mean}_{v \in \mathcal{S}(V)} |ch_G(v)|$   
**for**  $u$  in  $U$  **do**  
    **if**  $(|ch_G(u)| > 2 \times \overline{ch} \text{ and } h > 1) \text{ or } (|ch_G(v)| > 2 \text{ and } h = 1)$   
         $r \leftarrow r + 1$   
        **for**  $c$  in 1 to  $C$   
             $S_{rc} \leftarrow v$   
        **end for**  
         $U \leftarrow U \setminus \{u\}$   
    **end if**  
**end for**

**Output:**  $\{S, U, r\}$

**Algorithm 2** (find\_partial\_product\_parallel): identifying nodes for which the likelihood calculations should be partitioned across cores

**Inputs:**  $G = (E, V)$  a DAG;  $C$  number of cores  
Initialise  $S$ , a table with  $C$  columns; and  $r \leftarrow 0$

**for**  $h$  in  $\max_{v \in \mathcal{S}(V)} d_G(v)$  to 1 **do**  
     $\{S, U, r\} \leftarrow \text{find\_partial\_product\_parallel}(G, C, h, S, r)$   
     $(W_1, \dots, W_l) \leftarrow \text{find\_conditionally\_independent}(G, U)$   
    **for**  $i$  in 1 to  $l$  **do**  
         $c \leftarrow 0$   
        **for**  $j$  in  $\max_{w \in W_i} |ch_G(w)|$  to 1 **do**  
            **for**  $x$  in  $\{w \in W_i : ch_G(w) = j\}$  **do**  
                **if**  $(c \bmod C = 0)$  **then**  
                     $r \leftarrow r + 1$   
                     $c \leftarrow 0$   
                **end if**  
                 $S_{r(c+1)} \leftarrow x$   
                 $c \leftarrow c + 1$   
            **end for**  
        **end for**  
    **end for**  
**end for**

**Output:**  $S$

**Algorithm 3** (create\_computation\_schedule): The overall algorithm for allocating computation to cores

schedule in turn.

Our algorithm generalises straightforwardly to block MCMC samplers: that is, algorithms that sample a block of nodes jointly. Block samplers are particularly beneficial when parameters in the model are highly correlated *a posteriori* (see e.g., Roberts and Sahu 1997). The conditional distribution for a block  $B \subseteq \mathcal{S}(V)$  of nodes, given the rest of nodes  $V_{-B} = V \setminus B$ , is

$$p(B \mid V_{-B}) \propto \prod_{b \in B} p(b \mid \text{pa}(b)) \times \prod_{b \in B} \prod_{u \in \text{ch}(b)} p(u \mid \text{pa}(u))$$

If we consider a block  $B$  as a single node, and define  $\text{ch}(B) = \bigcup_{b \in B} \text{ch}(b)$ , then Algorithms 1-3 are immediately applicable, and we can exploit both opportunities for parallelization for block updates. The algorithms handle a mixture of single node and block updaters without complication. In the seeds example it is possible to block together  $\alpha_0$ ,  $\alpha_1$ ,  $\alpha_{12}$  and  $\alpha_2$ . The block then has 21 children, and so our algorithm chooses to spread evaluation of their likelihood calculation over multiple cores. The computation schedule remains identical to Table

**Table 1** Computation schedule table  $S$  for the seeds example, with 4 cores

Core 1	Core 2	Core 3	Core 4
$\beta_1$	$\beta_2$	$\beta_3$	$\beta_4$
$\beta_5$	$\beta_6$	$\beta_7$	$\beta_8$
$\beta_9$	$\beta_{10}$	$\beta_{11}$	$\beta_{12}$
$\beta_{13}$	$\beta_{14}$	$\beta_{15}$	$\beta_{16}$
$\beta_{17}$	$\beta_{18}$	$\beta_{19}$	$\beta_{20}$
$\beta_{21}$			
$\alpha_{12}$	$\alpha_{12}$	$\alpha_{12}$	$\alpha_{12}$
$\alpha_2$	$\alpha_2$	$\alpha_2$	$\alpha_2$
$\alpha_1$	$\alpha_1$	$\alpha_1$	$\alpha_1$
$\alpha_0$	$\alpha_0$	$\alpha_0$	$\alpha_0$
$\tau_\beta$	$\tau_\beta$	$\tau_\beta$	$\tau_\beta$

**Inputs:**  $G = (E, V)$ , a DAG;  $S$ , a computation schedule with  $R$  rows and  $C$  columns

**Steps:** Initialise  $M \leftarrow \emptyset$ ; and  $T^{(1)} \leftarrow \emptyset, \dots, T^{(C)} \leftarrow \emptyset$   
**for**  $r$  in 1 to  $R$  **do**  
    **for**  $c$  in 1 to  $C$  **do**  
        **for**  $u$  in  $\text{ch}_G(S_{rc}) \cap \mathcal{O}(V)$  **do**  
            **if**  $\{u\} \cap M = \emptyset$  **then**  
                 $T^{(c)} \leftarrow T^{(c)} \cup \{u\}$   
                 $M \leftarrow M \cup \{u\}$   
            **end if**  
        **end if**  
    **end for**  
**end for**  
**Output:**  $\{T^{(1)}, \dots, T^{(C)}\}$

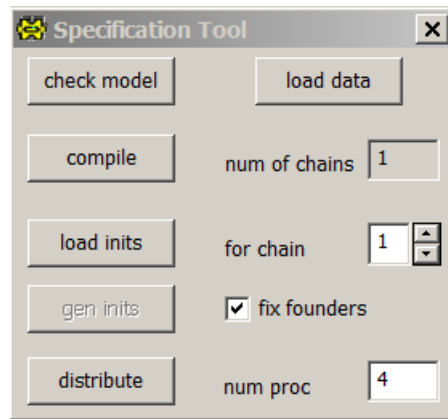
**Algorithm 4** (create\_deviance\_partition): identifying a partition of the observed nodes for deviance evaluation.

1, but the block sampler waits until all the likelihoods corresponding to rows 7 to 10 of Table 1 are evaluated before determining each move for the  $\{\alpha_0, \alpha_1, \alpha_{12}, \alpha_2\}$  block.

We can also evaluate in parallel the model deviance, which is a fundamental quantity in statistical model assessment and is a component of DIC (Spiegelhalter et al. 2002) and WAIC (Watanabe 2010). Let  $\mathcal{O}(V)$  denote the set of observed nodes in a DAG  $G$ . For large statistical models, calculation of deviance  $\mathcal{D}(G) = -2 \sum_{v \in \mathcal{O}(V)} \log(v \mid \text{pa}(v))$  is an expensive operation, but calculation of deviance can easily be partitioned across cores since deviance is a sum of terms. However, the parents of observed nodes may not all be sampled on the same core under some computation schedules, so some simple bookkeeping is required to avoid double counting the deviance contributions from such observed nodes. Additionally, we wish to ensure that the computational load is balanced across cores. This can be achieved using the simple mark-based Algorithm 4, which, given a DAG  $G$  and a computation schedule  $S$ , identifies a partition  $\{T^{(1)}, \dots, T^{(C)}\}$  of  $\mathcal{O}(V)$ . If the  $c^{\text{th}}$  core calculates the partial deviance

$$\mathcal{D}^{(c)}(G) = -2 \times \sum_{v \in T_c} \log(v \mid \text{pa}(v)),$$

then clearly  $\mathcal{D}(G) = \sum_{c=1}^C \mathcal{D}^{(c)}(G)$ , which can be evaluated by collating and summing the partial deviances across cores.



**Figure 2** The Specification Tool in MultiBUGS, including the ‘distribute’ button, which is used to initialize the parallelization.

## 4. The MultiBUGS software

The MultiBUGS software consists of two distinct computer programs: a user interface and a computational engine. The computational engine is a small program assembled by linking together some modules of the OpenBUGS software plus a few additional modules to implement our parallelisation algorithm. Copies of the computational engine run on multiple cores and communicate with each other using the message passing interface (MPI) library (Pacheco 1997). The user interface program is a slight modification (and extension) of the OpenBUGS software. The user interface program links a version of the worker program specific to a particular statistical model. It also writes out a file containing a representation of the data structures that specify the statistical model. It then starts a number of copies of the computational engine on separate computer cores. These worker programs then read in the model representation file to rebuild the graphical model and start generating MCMC samples using our distributed algorithms. The worker programs communicate with the user interface program using MPI via an intercommunicator object. The user interface is responsible for calculating summary statistics of interest. The only visible change to the OpenBUGS interface is an option in the specification tool (Figure 2) that allows the user to optionally distribute the sampling over a given number of cores (by point-and-click or using the BUGS scripting language).

BUGS represents statistical models internally using a dynamic object-oriented data structure that is analogous to a DAG. The nodes of the graph are objects and the edges of the graph are pointers contained in these objects. Although the graph is specified in terms of the parents of each node, BUGS identifies the children of each node and stores this as a list embedded in each parameter node. Each node object has a value and a method to calculate its probability density function. For observations and fixed hyperparameters the value is fixed and is read in from a data file; for parameters the value is variable and is sampled using MCMC algorithms. Each MCMC sampling algorithm is represented by a class. For each parameter in the statistical model, a new sampling object of an appropriate class is created. Each sampling object contains a link to the node (or block of nodes) in the graphical model that represents the parameter (or block of parameters) being sampled. These sampling objects are stored in a list. One complete MCMC update of the model involves a traversal of this list of sampling objects, with each object’s sampling method called in turn.

Both sources of parallelism described in Section 3 require only simple modifications of the data structures and algorithms used in the BUGS software. Each core uses two pseudo-random number generation (PRNG) streams (Wilkinson 2006): a “core-specific” stream, initialized with a different seed for each core; and “common” stream, initialized using the same seed on all cores.

When the calculation of a parameter’s likelihood is parallelized across cores, the list of children associated with a parameter on each core is thinned (pruned) so that it contains only the children in the corresponding



partition component of  $\text{ch}(v)$ . The MCMC sampling algorithm implementations then require only minor changes so that the partial likelihoods are communicated between cores. For example, a random walk Metropolis algorithm (Metropolis et al. 1953) is performed as follows: first, on each core, the prior and a partial likelihood contributions to the conditional distribution are calculated for the current value of the parameter. Each core then samples a candidate value. These candidates will be identical across cores, since the “common” PRNG stream is used. The prior and partial likelihood contributions are then calculated for the candidate value, and the difference between the two partial likelihood contributions can be combined across cores using the MPI function Allreduce. The usual Metropolis test can then be applied on each core in parallel using the “common” PRNG stream, after which the state of Markov chain is identical across cores.

When a set of parameters  $W$  is sampled in parallel over the worker cores, the list of MCMC sampling objects is thinned on each core so that only parameters specified by the corresponding column of the computation schedule are updated on each core. The existing MCMC sampling algorithm implementations used in OpenBUGS can then be used without modification with each “core-specific” PRNG stream. The MPI function Allgather is used to send newly sampled parameters to each core. Note we need run Allgather only after each core has sampled all of its assigned components in  $W$ , rather than after each component in  $W$  is sampled. For example, in the seeds example, we use Allgather after the row starting  $\beta_{21}$ . This considerably reduces message-passing overheads when the cardinality of  $W$  is large.

Multiple chains can be handled. If we have, say, two chains and eight cores, we partition the cores into two sets of four cores and set up separate MPI collective communicators (Pacheco 1997) for each set of cores for Allreduce and Allgather to use. Requests can be sent from the master to the workers using the intercommunicator and results returned. We find it useful to designate a special “lead worker” for each chain that we simulate. Each of these lead workers sends back sampled values to the master, where summary statistics can be collected. Only sampled values corresponding to quantities that the user is monitoring need to be returned to the master. This can considerably reduce the amount of communication between the workers and the master.

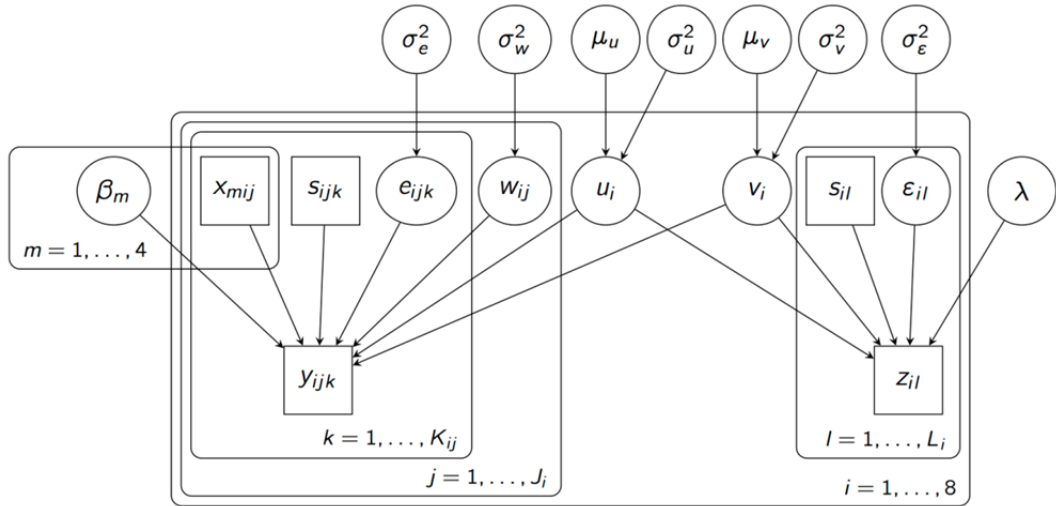
## 5. Parallelization in practice

We have run the small seeds model in both OpenBUGS and in MultiBUGS using two cores. In both cases we ran a single MCMC chain. The seeds model is very simple so there is no reduction in computation times between the two programs: both take less than a second to do 10000 MCMC updates. The parameter estimates from the two programs agree up to Monte Carlo error (Supplementary material 1).

Our illustrative e-health example is based on a hierarchical regression analysis of methadone prescriptions for opioid-dependent clients in Scotland (Gao et al. 2016; Dimitropoulou et al., submitted). We use the original hierarchical structure of the data and analyse simulated values of the outcome, covariates and identifier variables. For some of the outcome measurements, person identifiers and person-level covariates were available (240,776 observations), while these were missing for other outcome measurements (184,336 observations). Each outcome measurement  $y_{ijk}$ , for which person identifiers are available, represents the prescription on occasion  $k$  for person  $j$  in region  $i$  ( $i = 1, \dots, 8$ ;  $j = 1, \dots, J_i$ ;  $k = 1, \dots, K_{ij}$ ). We model the effect of the covariates with a regression model, with regression parameter  $\beta_m$  corresponding to the  $m^{\text{th}}$  covariate  $x_{mij}$  ( $m = 1, \dots, 4$ ), while allowing for within-region correlation via region-level random effects  $u_i$ , and within-person correlation via person-level random effects  $w_{ij}$ . The binary source covariate  $s_{ijk}$  indicates whether the prescription on occasion  $k$  for person  $j$  in region  $i$  is from a General Practitioner (family physician) or otherwise; source effects  $v_i$  are assumed random across regions.

$$y_{ijk} = \sum_{m=1}^4 \beta_m x_{mij} + u_i + v_i s_{ijk} + w_{ij} + e_{ijk}$$

$$u_i \sim N(\mu_u, \sigma_u^2), \quad v_i \sim N(\mu_v, \sigma_v^2), \quad w_{ij} \sim N(0, \sigma_w^2), \quad e_{ijk} \sim N(0, \sigma_e^2)$$



**Figure 3** DAG representation of the e-health model.

Outcome measurements  $z_{il}$ , for which no person identifiers are available, contribute only to estimation of regional effects  $u_i$  and source effects  $v_i$ . For these measurements,  $z_{il}$  represents outcome measurement  $l$  in region  $i$  ( $i = 1, \dots, 8$ ;  $l = 1, \dots, L_i$ ), and the error variance  $\sigma_\epsilon^2$  represents a mixture of between-person and between-occasion variation.

$$z_{il} = \lambda + u_i + v_i s_{il} + \epsilon_{il}$$

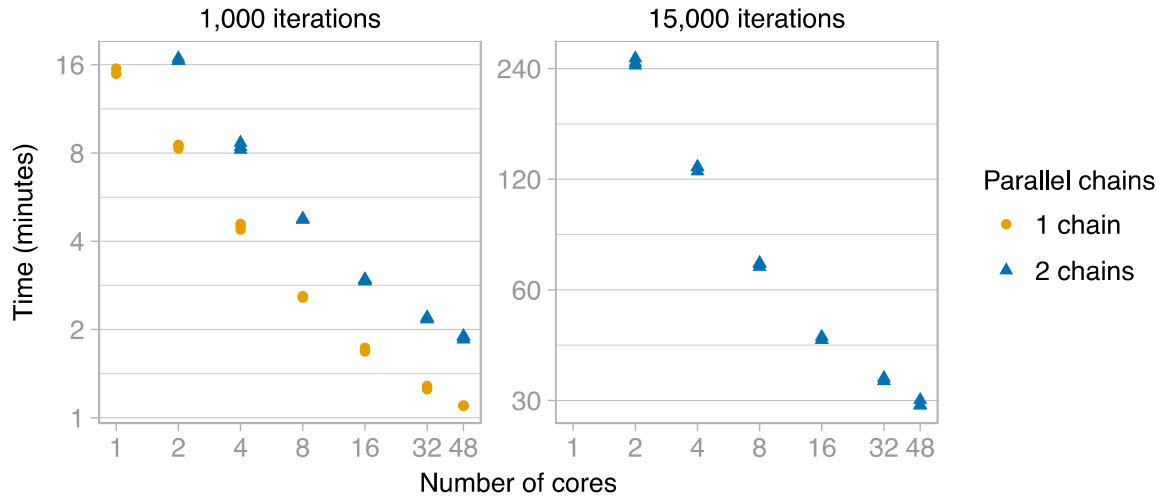
$$\epsilon_{il} \sim N(0, \sigma_\epsilon^2)$$

We assume vague priors  $\sigma_u, \sigma_v, \sigma_w, \sigma_e, \sigma_\epsilon \sim U(0, 10)$ , and standard normal priors with standard deviation 100 on  $\beta_1, \dots, \beta_4, \mu_u, \mu_v$  and  $\lambda$ . Figure 3 is a DAG representation of this model. Data arising from routinely collected health records frequently have a hierarchical structure, arising from multiple layers of regional or institutional variation and longitudinal measurements. As big data sets become more widely available for research, we expect that hierarchical modelling analyses of a similar size to our example will be commonly performed.

MultiBUGS parallelises sampling of all the person-level random effects  $w_{ij}$ , except for the component corresponding to the person with the most observations (176 observations); MultiBUGS parallelises likelihood computation of this component instead. The likelihood computation of all the other parameters in the model are also parallelised.

As an initial benchmark we ran both one and two chains for 1000 updates for the e-health example. We ran the simulations on a sixty four core machine consisting of four sixteen-core 2.4Ghz AMD Operon 6378 processors with 128GB shared RAM. Each simulation was replicated three times. Figure 4 shows the run time against the number of cores on a log-log scale. As expected, run times for two chains are consistently approximately double the run times for one chain. The scaling of performance with increasing number of cores is good up to sixteen cores and then displays diminishing gains. This is due to inter core communication being much faster within each chip of 16 cores compared to across chips.

We then ran two chains for 15,000 MCMC iterations, discarding the first 5,000 iterations as burn-in. These runs are long enough to obtain reliable results, and so mimic realistic statistical practice. These simulations took 39 hours in standard single-core OpenBUGS 3.2.3; and 9 hours using JAGS 4.0.0 via R 3.3.1. Figure 4 shows the substantial time savings that are achieved using MultiBUGS: on average using two cores took 4 hours and 10 minutes; using forty-eight cores took only 29 minutes.



**Figure 4** Run times for 1000 and 15,000 iterations against number of cores used for the e-health example model, running either 1 or 2 chains simultaneously. Both time and number of cores are displayed on a  $\log_{10}$  scale.

## 6. Conclusions and Outlook

We have shown that distributing the MCMC simulation for a large model over multiple cores can considerably reduce the time taken to make inference. We adopted a simple, pragmatic algorithm for parallelising MCMC sampling that speeds up inference in a range of models used in statistical applications. While a large literature has developed proposing methods for parallelising MCMC algorithms (see Introduction), our work makes Bayesian inference for big data problems accessible for the first time to the many applied statisticians working with the broad class of statistical models available in BUGS language software. Our approach is applicable to all hierarchical Bayesian models and could be implemented in other BUGS-style Bayesian software. MultiBUGS is able to use all the available cores on the host computer, including on desktop computers, which now typically have a moderate number (up to ten) of cores. However, workstations with an even larger number of cores are now becoming available: for example, Intel's Xeon Phi x200 processor contains between sixty-four and seventy-two cores.

Several extensions and developments are planned for MultiBUGS in the future. First, at present both the MultiBUGS master program and the worker programs use the Microsoft Windows operating system and Microsoft MPI for communication. However, most large computational clusters use the Linux operating system, and so we hope to port MultiBUGS to Linux in the future, with only the master program operating under Microsoft Windows to allow for the popular BUGS graphical user interface. Second, MultiBUGS currently loads data and builds its internal graph representation of a model on a single core. This process will need to be rethought for extremely large datasets and graphical models. Finally, there are also other challenging types of statistical model which, while not large in the number of observations, are computationally very intensive. An example would be a population level pharmacokinetic study where the drug metabolism of each individual is described by a set of differential equations with unknown individual-level parameters (e.g. Lunn and Aarons 1997; Goudie et al. 2015). Our algorithm could be extended to allocate each individual to a separate core.

The recently-developed Stan programming language (Stan Development Team 2016; Hoffman and Gelman 2014) uses Hamiltonian Monte Carlo (HMC) to update all parameters in a model in a single step, rather than using BUGS's approach of updating single parameters (or small blocks) at a time. However, the key calculations involved in HMC can also be parallelised by adapting our distribution algorithms. The key calculations in HMC are the evaluation of the joint probability distribution, and evaluation of its first derivatives, for the leapfrog

algorithm (Neal 2011). Since the joint probability distribution is the product of terms relating to observed nodes and terms relating to unobserved nodes,

$$p(V) = \prod_{v \in \mathcal{O}(V)} p(v \mid \text{pa}(v)) \times \prod_{v \in V \setminus \mathcal{O}(V)} p(v \mid \text{pa}(v)),$$

we can adapt our approach to deviance parallelisation for the first term, and our computational schedule approach for the second term. The calculation of the first derivatives required by the leapfrog algorithm can be parallelised by observing that, by conditional independence, the conditional distributions contain all the terms involved in the first derivative.

## References

- Angelino, E., Kohler, E., Waterland, A., Seltzer, M., and Adams, R.P.: Accelerating MCMC via parallel predictive prefetching. In: Proceedings of the Thirtieth Conference Annual Conference on Uncertainty in Artificial Intelligence (UAI-14), pp. 22–31 (2014)
- Bradford, R., Thomas, A.: Markov chain Monte Carlo methods for family trees using a parallel processor. *Stat. Comput.* **6**(1), 67–75 (1996)
- Breslow, N.E., Clayton, D.G.: Approximate Inference in generalized linear mixed models. *J. Am. Stat. Assoc.* **88**(421), 9–25 (1993)
- Brockwell, A.E.: Parallel Markov chain Monte Carlo simulation by pre-fetching. *J. Comput. Gr. Stat.* **15**(1), 246–261 (2006)
- Calderhead, B.: A general construction for parallelizing Metropolis-Hastings algorithms. *Proc. Natl. Acad. Sci.* **111**(49), 17408–17413 (2014)
- Crowder, M.J.: Beta-Binomial ANOVA for proportions. *J. R. Stat. Soc. Ser. C (Appl. Stat.)* **27**(1), 34 (1978)
- Dimitropoulou P, Turner RM, Kidd D, Nicholson E, Nangle C, McTaggart S, Bennie M, Bird SM: Methadone prescribing in Scotland: July 2009 to June 2013. Unpublished manuscript.
- Gao, L., Dimitropoulou, P., Robertson, J.R., McTaggart, S., Bennie, M., Bird, S.M.: Risk-factors for methadone-specific deaths in Scotland’s methadone-prescription clients between 2009 and 2013. *Drug and Alcohol Dependence* 167: 214–223 (2016)
- Gelfand A.E. Smith A.F.M.: Sampling-based approaches to calculating marginal densities. *J. Am. Stat. Assoc.* **85**, 398–409 (1990)
- Geman S. Geman D.: Stochastic relaxation, Gibbs distributions and the Bayesian restoration of images. *IEEE Trans. Pattern Anal. Mach. Intell.* **6**, 721–741 (1984)
- Goudie, R.J.B., Hovorka, R., Murphy, H.R., Lunn, D.: Rapid model exploration for complex hierarchical data: application to pharmacokinetics of insulin aspart. *Stat. Med.* **34**(23), 3144–3158 (2015)
- Goudie, R.J.B., Presanis, A.M., Lunn, D., De Angelis, D., Wernisch, L.: Model surgery: joining and splitting models with Markov melding (2016). arXiv:1607.06779
- Hoffman, M.D., Gelman, A.: The no-U-turn sampler: adaptively setting path lengths in Hamiltonian Monte Carlo. *J. Mach. Learn. Res.* **15**, 1593–1623 (2014)
- Lunn D.J., Thomas A., Best N., Spiegelhalter D.J.: WinBUGS - A Bayesian modelling framework: Concepts, structure and extensibility, *Stat. Comput.* **10**, 325–337 (2000)
- Lunn, D., Spiegelhalter, D.J., Thomas, A., Best, N.: The BUGS project: evolution, critique and future directions. *Stat. Med.* **28**(25), 3049–3067 (2009)
- Lunn, D., Aarons, L.J.: Markov chain Monte Carlo techniques for studying interoccasion and intersubject variability: application to pharmacokinetic data. *J. R. Stat. Soc. Ser. C (Appl. Stat.)* **46**(1), 73–91 (1997)
- Lauritzen S.L., Dawid A.P., Larsen B.N., Leimer H.G.: Independence properties of directed Markov fields. *Networks* **20**, 491–505 (1990)
- Metropolis, N., Rosenbluth, A.W., Rosenbluth, M.N., Teller, A.H., Teller, E.: Equation of state calculations

- by fast computing machines. *The Journal of Chemical Physics* **21**(6), 1087–1092 (1953)
- Neal, R.M.: MCMC using Hamiltonian dynamics. In: Brooks, S., Gelman, A., Jones, G.L., and Meng, X-L. (eds.) *Handbook of Markov Chain Monte Carlo*, pp. 113–162. CRC Press, Boca Raton, FL (2011)
- NIMBLE Development Team: NIMBLE: An R package for programming with BUGS models, Version 0.6-3. <http://r-nimble.org> (2016)
- Pacheco P.S.: *Parallel Programming with MPI*. Morgan Kaufman, San Francisco (1997).
- Pearl, J.: A constraint–propagation approach to probabilistic reasoning. In: Kanal L. N., and Lemmer, J. F. (eds.) *Uncertainty in Artificial Intelligence*, pp. 357–370. North-Holland, Amsterdam (1986).
- Plummer, M.: JAGS Version 4.2.0 user manual (2017)
- Roberts, G.O., Sahu, S.K.: Updating schemes, correlation structure, blocking and parameterization for the Gibbs sampler. *J. R. Stat. Soc. Ser. B (Methodol.)* **59**(2), 291–317 (1997)
- Scott, S.L., Blocker, A.W., Bonassi, F. V., Chipman, H. A., George, E. I., McCulloch, R. E.: Bayes and big data: the consensus Monte Carlo algorithm. *Int. J. Manag. Sci. Eng. Manag.* **11**(2), 78–88 (2016)
- Spiegelhalter, D.J., Best, N.G., Carlin, B.P., van der Linde, A.: Bayesian measures of model complexity and fit. *J. R. Stat. Soc. Ser. B (Stat. Methodol.)* **64**(4), 583–639 (2002)
- Spiegelhalter D.J., Thomas A., Best N.G.: Computation on Bayesian graphical models. In: Bernardo J.M., Berger J.O., Dawid A.P., and Smith A.F.M. (eds.) *Bayesian Statistics 5*, pp. 407–425. Oxford University Press, Oxford (1996a)
- Spiegelhalter D., Thomas A., Best N., Gilks W.: BUGS 0.5: Bayesian Inference Using Gibbs Sampling–Manual (version ii). Medical Research Council Biostatistics Unit, Cambridge (1996b)
- Stan Development Team: Stan Modeling Language Users Guide and Reference Manual, Version 2.14.0. <http://mc-stan.org> (2016)
- Thomas A.: The BUGS language. *R News* **6**(1), 17–21 (2006)
- Watanabe, S.: Asymptotic equivalence of Bayes cross validation and widely applicable information criterion in singular learning theory. *J. Mach. Learn. Res.* **11**, 3571–3594 (2010)
- Wilkinson, D.: Parallel Bayesian computation. In: Kontoghiorghes, E.J. (ed.) *Handbook of Parallel Computing and Statistics*, pp. 477–508. Chapman and Hall/CRC, Boca Raton, FL (2006)

### Supplementary material 1

For the seeds example, OpenBUGS gives the following parameter estimates:

	mean	median	sd	MC error	val2.5pc	val97.5pc	start	sample
alpha0	-0.5507	-0.5519	0.189	0.005222	-0.9219	-0.1746	1001	20000
alpha1	0.08167	0.08906	0.3054	0.00785	-0.5428	0.6688	1001	20000
alpha12	-0.8191	-0.8208	0.4301	0.01181	-1.686	0.03521	1001	20000
alpha2	1.351	1.349	0.2729	0.008117	0.8186	1.901	1001	20000
sigma	0.282	0.2725	0.1443	0.005871	0.04229	0.5929	1001	20000

and MultiBUGS gives:

	mean	median	sd	MC error	val2.5pc	val97.5pc	start	sample
alpha0	-0.5534	-0.5518	0.1881	0.005087	-0.9311	-0.1784	1001	20000
alpha1	0.08147	0.08901	0.3171	0.008475	-0.5656	0.6908	1001	20000
alpha12	-0.8178	-0.8135	0.4294	0.01096	-1.683	0.02474	1001	20000
alpha2	1.352	1.347	0.2681	0.007348	0.8393	1.905	1001	20000
sigma	0.2857	0.2762	0.1431	0.006069	0.04921	0.5925	1001	20000

### Supplementary material 2

Model file for e-health example.

```
model {
  # Outcomes with person-level data available
```

```

for (i in 1:n.indexed) {
  outcome.y[i] ~ dnorm(mu.indexed[i], tau.e)
  mu.indexed[i] <- beta[1] * x1[i] +
    beta[2] * x2[i] +
    beta[3] * x3[i] +
    beta[4] * x4[i] +
    region.effect[region.indexed[i]] +
    source.effect[region.indexed[i]] * source.indexed[i] +
    person.effect[person.indexed[i]]
}

# Outcomes without person-level data available
for (i in 1:n.nonindexed){
  outcome.z[i] ~ dnorm(mu.nonindexed[i], tau.epsilon)
  mu.nonindexed[i] <- lambda +
    region.effect[region.nonindexed[i]] +
    source.effect[region.nonindexed[i]] *
      source.nonindexed[i]
}

# Hierarchical priors
for (i in 1:n.persons){
  person.effect[i] ~ dnorm(0, tau.person)
}
for (i in 1:n.regions) {
  region.effect[i] ~ dnorm(mu.region, tau.region)
  source.effect[i] ~ dnorm(mu.source, tau.source)
}

lambda ~ dnorm(0, 0.0001)
mu.region ~ dnorm(0, 0.0001)
mu.source ~ dnorm(0, 0.0001)

# Priors for regression parameters
for (m in 1:4){
  beta[m] ~ dnorm(0, 0.0001)
}

# Priors for variance parameters
tau.epsilon <- 1/pow(sd.epsilon, 2)
sd.epsilon ~ dunif(0, 10)
tau.e <- 1/pow(sd.e, 2)
sd.e ~ dunif(0, 10)
tau.person <- 1/pow(sd.person, 2)
sd.person ~ dunif(0, 10)
tau.source <- 1/pow(sd.source, 2)
sd.source ~ dunif(0, 10)
tau.region <- 1/pow(sd.region, 2)
sd.region ~ dunif(0, 10)
}

```