

Proportional Approval Voting, Harmonic k-median, and Negative Association

Jarosław Byrka*

Piotr Skowron†

Krzysztof Sornat‡

Abstract

We study Proportional Approval Voting (PAV)—an election system used for choosing representatives bodies, such as parliaments, based on preferences of a population of voters over individual candidates. We observe that the problem of computing the outcome of PAV can be cast as a variant of the standard k-median problem. Our main result is that, due to the specific (harmonic) cost structure, the problem allows constant factor approximation that does not require the underlying connection costs to be metric. To the best of our knowledge this is the first constant factor approximation algorithm for a facility location type problem not assuming triangle inequalities for connection costs.

The algorithm we propose is a standard dependent rounding routine [Srinivasan, FOCS'01] applied to the solution of a natural LP-relaxation of the problem. The rounding process is well known to produce distributions over integral solutions satisfying *Negative Correlation* (NC), which is usually sufficient for the analysis of approximation guarantees offered by rounding procedures. In our analysis, however, we need to use the fact that the carefully implemented rounding process satisfies a stronger property, called *Binary Negative Association* (BNA). We also give a compact example for that if the pairs of elements to be correlated are being selected by an adaptive adversary, then the BNA may not hold.

1 Introduction

A multiwinner election is a tuple (N, A, k) , where $N = \{1, 2, \dots, n\}$ is a collection of n voters, $A = \{a_1, \dots, a_m\}$ is a set of m alternatives (also called candidates), and k is the size of the committee to be elected. In the approval-based model each voter, $j \in N$, approves a subset $A_j \subseteq A$ of candidates that she finds acceptable. PROPORTIONAL APPROVAL VOTING (PAV) is a formal process for selecting k candidates that, in some sense, represent the population of voters best. Formally, for each size- k committee $C \subseteq A$, $|C| = k$, we define the PAV satisfaction score that voter j assigns to C as the sum of the first $|A_j \cap C|$ elements in the sequence $(1, 1/2, 1/3, \dots, 1/k)$, i.e., as $\sum_{i=1}^{|A_j \cap C|} 1/i$. A committee with the highest total score garnered from all the voters is a winner according to PROPORTIONAL APPROVAL VOTING. In this paper we study approximation algorithms for the problem of finding winners according to PAV.

PAV was first defined in the 19th century by the Danish polymath Thiele [39], and it has recently received a lot of attention from the social choice community. Thiele also mentioned other sequences of weights that can be used for computing scores of committees, but the harmonic sequence $w_{\text{har}} = (1, 1/2, 1/3, \dots, 1/k)$ is in a way exceptional. For example, consider an instance where the voters can be grouped into disjoint clusters, such that the voters in each cluster approve the same set of candidates, and that the sets approved by any two different clusters are disjoint. Informally speaking, the harmonic sequence w_{har} is the only one

*University of Wrocław, Wrocław, Poland, jby@cs.uni.wroc.pl.

†Technische Universität Berlin, Berlin, Germany, p.k.skowron@gmail.com.

‡University of Wrocław, Wrocław, Poland, krzysztof.sornat@cs.uni.wroc.pl.

which guarantees the following property: the number of members of the elected committee which are approved by each cluster is proportional to the number of voters in such cluster. More formally, PAV can be viewed as an extension of the well known D'Hondt method of apportionment to the case where the voters can vote for individual candidates rather than for political parties [5]. Further, PAV satisfies several other appealing properties, such as extended justified representation [3]. For more discussion on PAV and other approval-based rules, we refer the reader to the survey of Kilgour [28]. We note that multiwinner election rules have many applications beyond the political domain—such applications include finding a set of results a search engine should display [15], recommending a set of products a company should offer to its customers [31, 32], allocating shared resources among agents [35, 34], solving variants of segmentation problems [29], or even improving genetic algorithms [18].

Finding winners according to PAV can also be formulated as a minimization problem, where the dissatisfaction score of a voter j from a committee C is defined as $\sum_{i=|A_j \cap C|+1}^k 1/i$, and where the goal is to find a committee which minimizes the total dissatisfaction score of all the voters. The two variants, the minimization and the maximization one, are equivalent with respect to the optimal solution, i.e., a committee C is winning according to the minimization variant of PAV if and only if it is winning according to the maximization variant. Yet, there is a substantial difference in the approximability of the two variants. For instance, assume that the total satisfaction score of voters from the hypothetical perfect committee C_p , where each voter approves all members of C_p , is s . Assume that there exists a committee with the total satisfaction of voters of $0.99s$; such committee results in the total dissatisfaction of voters equal to $0.01s$. A $1/2$ -approximation algorithm for the maximization variant of the problem can return a committee with the total satisfaction of voters of $0.5s$, while a 2-approximation algorithm for the minimization variant must return a solution with total dissatisfaction of at most $0.02s$ (i.e., the total satisfaction of at least $0.98s$). Approximating the dissatisfaction variant is usually much harder. For instance, consider the Chamberlin–Courant rule which is defined similarly to PAV, but using the sequence of weights $(1, 0, 0, \dots, 0)$. In the maximization variant, there exists a $(1 - 1/e)$ -approximation algorithm for the Chamberlin–Courant rule (and even a PTAS for one of its variants) [36], while it is known that the minimization variant of this rule admits virtually no approximation (we will slightly extend this result in Theorem 6.1). Similarly, it is known that computing winners according to PAV is NP-hard [4, 35], and that a simple greedy procedure which starts with an empty committee C , and which in k consecutive steps adds to C a candidate that increases the score of a current (under-size) committee most, is a $(1 - 1/e)$ -approximation algorithm for the maximization variant. However, so far we haven't known anything about the approximability of the minimization variant of the problem.

In this paper we study a generalized minimization variant of PROPORTIONAL APPROVAL VOTING that we call HARMONIC k -MEDIAN. In the setting we allow that the voters can assign to candidates arbitrary numeric costs. Consider a committee C , and a set of costs $\{c_{a,j} : a \in C\}$ that a voter j assigns to candidates from C . Let $(\vec{c}_{i,j} : 1 \leq i \leq k)$ denote the sorted vector of these costs of a voter j , i.e., $\{\vec{c}_{i,j} : 1 \leq i \leq k\} = \{c_{a,j} : a \in C\}$, and $\vec{c}_{i,j} \leq \vec{c}_{i',j}$ whenever $i \leq i'$. We define the PAV cost of j as the weighted sum of the individual costs: $\sum_{i=1}^k (1/i \cdot \vec{c}_{i,j})$. Clearly, if the costs that voters assign to candidates come from the binary set $\{0, 1\}$, then our model collapses to the one describing the minimization variant of PAV.

HARMONIC k -MEDIAN can be viewed as a variant of the k -MEDIAN problem. Indeed, if we view voters as clients, candidates as facilities, and dissatisfaction costs of voters from candidates as costs of connecting clients to facilities, then the problem of finding winners with the sequence of weights $(1, 0, \dots, 0)$ is simply the k -MEDIAN problem [10, 6]. If we take the sequence of weights with r ones, followed by zeros, then our problem is the r -FAULT TOLERANT k -MEDIAN problem [38]. Using the sequence of harmonic weights is also well-justified in this

case (see Example 2), and we use the name **HARMONIC k -MEDIAN** to denote the clustering problem corresponding to the generalized minimization variant of PAV. Yet, in the typical setting of k -MEDIAN problems one additionally assumes that the costs between voters and candidates behave like distances, i.e., that they satisfy the triangle inequality. Indeed, the $(2.675 + \epsilon)$ -approximation algorithm for k -MEDIAN [6], the 93-approximation algorithm for **FAULT TOLERANT k -MEDIAN** [21], the 2-approximation algorithm for k -CENTER [22], and the $(9 + \epsilon)$ -approximation algorithm for **EUCLIDEAN k -MEANS** [25], they all use triangle inequalities. Moreover it can be shown by straightforward reductions from the **SET COVER** problem that there are no constant factor approximation algorithms for all these settings with general (non-metric) connection costs unless $P = NP$.

1.1 Our results and techniques

We first observed that **HARMONIC k -MEDIAN** can be reduced to **FAULT TOLERANT k -MEDIAN**. This leads to a $(93 + \epsilon)$ -approximation algorithm for metric **HARMONIC k -MEDIAN** that uses the recent 93-approximation for metric **FAULT TOLERANT k -MEDIAN** of Hajiaghayi et al. [21].

Our main result is, however, that there exists a 2.3589-approximation algorithm for **HARMONIC k -MEDIAN** for general connection costs (not assuming triangle inequalities). This is in contrast to the above mentioned inapproximability of most clustering settings with general connection costs.

Our algorithm is based on dependent rounding of a solution to a fairly natural linear program (LP) relaxation of the problem. We use the *dependent rounding* (DR) studied by Srinivasan et al. [37, 19], which transforms in a randomized way a fractional vector into an integral one. We use the sum-preservation property of DR to ensure that we select exactly k candidates (respectively, open exactly k facilities).

DR satisfies, what is well known as *negative correlation* (NC)—intuitively, this implies that the sums of subsets of random variables describing the outcome are more centered around their expected values than if the fractional variables were rounded independently. More precisely, negative correlation allows one to use standard concentration bounds such as the Chernoff-Hoeffding bound. Yet, interestingly, we find out that NC is not sufficient for our analysis in which we need a conditional variant of the concentration bound. The property that is sufficient for conditional bounds is *negative association* (NA) [24]. In fact its special case that we call *binary negative association* (BNA), is sufficient for our analysis. It captures the capability of reasoning about conditional probabilities.

We first show that if the choice of the consecutive pairs of elements to be modified by DR is left to an adaptive adversary, the outcome of the rounding procedure does not satisfy BNA. The intuitive reason behind this violation of BNA is that if the way in which certain variables are rounded can influence the structure of the future rounding process of the remaining variables, then undesired dependencies can be created. This can be avoided by fixing a "tournament" rounding tree guiding the DR process before DR procedure starts to modify the variables.

It was recently shown that DR with a predefined tournament rounding tree satisfies the *conditioned negative association* (CNA) property [30], which is even stronger than NA. Our work extends and complements this result in following ways: (i) We show how to apply the BNA property in the analysis of approximation algorithms based on DR. To the best of our knowledge, **HARMONIC k -MEDIAN** is the first natural computational problem, where it is essential to use BNA in the analysis of the algorithm. (ii) We construct a compact example where BNA can be broken by an adaptive adversary. This gives a rise to a new direction of research, by incorporating strategic considerations to the design of approximation algorithms based on DR.

Our work opens several interesting lines of research. We argue that the problem obtained by

using the sequence of geometric weights $(1, p, p^2, \dots, p^{k-1})$ for some $p < 1$ is well-motivated in the context of facility location problems. We show that for $(1, p, p^2, \dots, p^{k-1})$ with $p < 1/e$ there exists no constant-factor approximation algorithm for the problem with general (non-metric) connection costs. It appears interesting to decide approximability for the case of $p \geq 1/e$ and to devise good approximation algorithms for the metric case.

1.2 Organization of the paper

First, in Section 2 we define the DR procedure and discuss its several useful properties. Next, in Section 3 we formalize the setting, we define the HARMONIC k -MEDIAN and PAV problems, and we discuss the relation between them. The 2.3589-approximation algorithm for HARMONIC k -MEDIAN is discussed in Section 4. The reductions to FAULT TOLERANT k -MEDIAN are presented in Section 5. Section 6 contains inapproximability results for the setting with geometric weights and other weight vectors. In Section 7 we prove several useful lemmas and we derive an alternative proof for the fact that distributions produced by DR on predefined tournament trees satisfy the BNA property. This is mostly to make the argument self contained. Taking advantage of that BNA is much less general than CNA we obtain a more compact argument. Our proof is of similar difficulty as the one given by Kramer et al. [30], yet it is more direct (the proof of Kramer et al. uses a few intermediate step). We conclude with a short discussion of the presented results and open problems in Section 8.

2 Dependent Rounding and Negative Association

Consider a vector of m variables $(y_i)_{i \in [m]}$, and let y_i^* denote the initial value of the variable y_i . For simplicity we will assume that $0 \leq y_i^* \leq 1$ for each i , and that $k = \sum_{i \in [m]} y_i^*$ is an integer. A rounding procedure takes this vector of (fractional) variables as an input, and transforms it into a vector of 0/1 integers. We focus on a specific rounding procedure studied by Srinivasan [37] which we refer to as *dependent rounding* (DR).

DR works in steps: in each step it selects two fractional variables, say y_i and y_j , and changes the values of these variables to y'_i and y'_j so that $y'_i + y'_j = y_i + y_j$, and so that y'_i or y'_j is an integer. Thus, after each iteration at least one additional variable becomes an integer. The rounding procedure stops, when all variables are integers. In each step the randomization is involved: with some probability p variable y_i is rounded to an integer value, and with probability $1 - p$ variable y_j becomes an integer. The value of the probability p is selected so as to preserve the expected value of each individual entry y_i . Clearly, if $y_i + y_j \geq 1$, then one of the variables is rounded to 1; otherwise, one of the variables is rounded to 0. For example, if $y_i = 0.4$ and $y_j = 0.8$, then with probability 0.25 the values of the variables y_i and y_j change to, respectively, 1 and 0.2; and with probability 0.75 they change to, respectively, 0.2 and 1. If $y_i = 0.3$ and $y_j = 0.2$, then with probability 0.4 the values of the two variables change to, respectively, 0 and 0.5; and with probability 0.6, to, respectively, 0.5 and 0.

Let Y_i denote the random variable which returns one if y_i is rounded to one after the whole rounding procedure, and zero, otherwise. It was shown [37] that the DR generates distributions of Y_i which satisfy the following three properties:

Marginals. $\Pr[Y_i = 1] = y_i^*$,

Sum Preservation. $\Pr[\sum_i Y_i = k] = 1$,

Negative Correlation. For each $S \subseteq [m]$ it holds that $\Pr[\bigwedge_{i \in S} (Y_i = 1)] \leq \prod_{i \in S} \Pr[Y_i = 1]$, and $\Pr[\bigwedge_{i \in S} (Y_i = 0)] \leq \prod_{i \in S} \Pr[Y_i = 0]$.

These three properties are often used in the analysis of approximation algorithms based on dependent rounding for various optimization problems—see, e.g., [19]. In fact, DR satisfies an even stronger property than NC, called *conditional negative association* (CNA) [30], yet, to the best of our knowledge, this property has never been used before for analyzing algorithms based on the DR procedure.

For two random variables, X and Y , by $\text{cov}[X, Y]$ we denote the covariance between X and Y . Recall that $\text{cov}[X, Y] = \mathbb{E}[XY] - \mathbb{E}[X] \cdot \mathbb{E}[Y]$.

Negative Association [24]. For each $S, Q \subseteq [m]$ with $S \cap Q = \emptyset$, $s = |S|$, and $q = |Q|$, and each two nondecreasing functions, $f: [0, 1]^s \rightarrow \mathbb{R}$ and $g: [0, 1]^q \rightarrow \mathbb{R}$, it holds that:

$$\text{cov}[f(Y_i: i \in S), g(Y_i: i \in Q)] \leq 0.$$

Conditional Negative Association. We say that the sequence of random variables $(Y_i)_{i \in [m]}$ satisfies the CNA property if the conditional variables $(Y_{[m] \setminus S} | Y_S = a)$ satisfy NA for any $S \subseteq [m]$ and any $a = (a_i)_{i \in S}$. For $S = \emptyset$, CNA is equivalent to NA. It was shown by Dubhashi et al. [14] that if one rounds the variables according to a predefined linear order over the variables \succ (i.e., if one always chooses for rounding the two fractional variables which are earliest in \succ), then the resulting distribution satisfies CNA. Yet, the requirement of following a predefined linear order of variables is too restrictive for our needs. Then, Kramer et al. [30] showed that DR following a predefined order on pairs of variables that implements a tournament tree returns a distribution satisfying CNA.

In our analysis we will use a simpler version of the NA property, which nevertheless is expressive enough for our needs. We introduce the following property.

Binary Negative Association (BNA). For each $S, Q \subseteq [m]$ with $S \cap Q = \emptyset$, $s = |S|$, and $q = |Q|$, and each two nondecreasing functions, $f: \{0, 1\}^s \rightarrow \{0, 1\}$ and $g: \{0, 1\}^q \rightarrow \{0, 1\}$, we have:

$$\text{cov}[f(Y_i: i \in S), g(Y_i: i \in Q)] \leq 0.$$

From the definitions it is easy to see that $\text{CNA} \implies \text{NA} \implies \text{BNA}$.

2.1 BNA is strictly stronger than NC

We now argue that BNA is a strictly stronger property than NC. First we show a straightforward inductive argument that BNA implies NC. Next we provide an example of a distribution that satisfies NC but not BNA. In fact, this distribution is generated by a not-careful-enough implementation of DR.

Lemma 2.1. *For two binary random variables X , and Y , $X, Y \in \{0, 1\}$, the condition $\text{cov}[X, Y] \leq 0$ is equivalent to $\Pr[X = 1 \wedge Y = 1] \leq \Pr[X = 1] \cdot \Pr[Y = 1]$.*

Proof. Observe that for binary variables, X and Y , it holds that $\mathbb{E}[X] = \Pr[X = 1]$, $\mathbb{E}[Y] = \Pr[Y = 1]$, and $\mathbb{E}[XY] = \Pr[X = 1 \wedge Y = 1]$. \square

Lemma 2.2. *Binary Negative Association of $(Y_i)_{i \in [m]}$ implies their Negative Correlation.*

Proof. We will prove the NC property by induction on $|S|$. Clearly, the property holds for $|S| = 1$. For an inductive step, we define two non-decreasing functions $f(Y_i: i \in S/\{j\}) = \bigwedge_{i \in S/\{j\}} (Y_i = 1)$ and $g(Y_j) = (Y_j = 1)$ for any $j \in S$.

$$\begin{aligned}
\Pr \left[\bigwedge_{i \in S} (Y_i = 1) \right] &= \Pr \left[\bigwedge_{i \in S/\{j\}} (Y_i = 1) \wedge Y_j = 1 \right] \\
&\stackrel{\text{BNA, Lemma 2.1}}{\leq} \Pr \left[\bigwedge_{i \in S/\{j\}} (Y_i = 1) \right] \cdot \Pr[Y_j = 1] \\
&\stackrel{\text{inductive assum.}}{\leq} \prod_{i \in S} \Pr[Y_i = 1].
\end{aligned}$$

In order to bound the probability of $\bigwedge_{i \in S} (Y_i = 0)$ we define two other non-decreasing functions $f(Y_i: i \in S/\{j\}) = \bigvee_{i \in S/\{j\}} (Y_i > 0)$ and $g(Y_j) = (Y_j > 0)$ for any $j \in S$.

$$\begin{aligned}
\Pr \left[\bigwedge_{i \in S} (Y_i = 0) \right] &= 1 - \Pr \left[\bigvee_{i \in S} (Y_i > 0) \right] \\
&= 1 - \left(\Pr \left[\bigvee_{i \in S/\{j\}} (Y_i > 0) \right] + \Pr[Y_j > 0] - \Pr \left[\bigvee_{i \in S/\{j\}} (Y_i > 0) \wedge Y_j > 0 \right] \right) \\
&= \Pr \left[\bigwedge_{i \in S/\{j\}} (Y_i = 0) \right] - \Pr[Y_j > 0] + \Pr \left[\bigvee_{i \in S/\{j\}} (Y_i > 0) \wedge Y_j > 0 \right] \\
&\stackrel{\text{BNA, Lemma 2.1}}{\leq} \Pr \left[\bigwedge_{i \in S/\{j\}} (Y_i = 0) \right] - \Pr[Y_j > 0] + \Pr \left[\bigvee_{i \in S/\{j\}} (Y_i > 0) \right] \cdot \Pr[Y_j > 0] \\
&= \Pr \left[\bigwedge_{i \in S/\{j\}} (Y_i = 0) \right] - \Pr[Y_j > 0] \cdot \Pr \left[\bigwedge_{i \in S/\{j\}} (Y_i = 0) \right] \\
&= \Pr \left[\bigwedge_{i \in S/\{j\}} (Y_i = 0) \right] \cdot \Pr[Y_j = 0] \stackrel{\text{inductive assum.}}{\leq} \prod_{i \in S} \Pr[Y_i = 0].
\end{aligned}$$

□

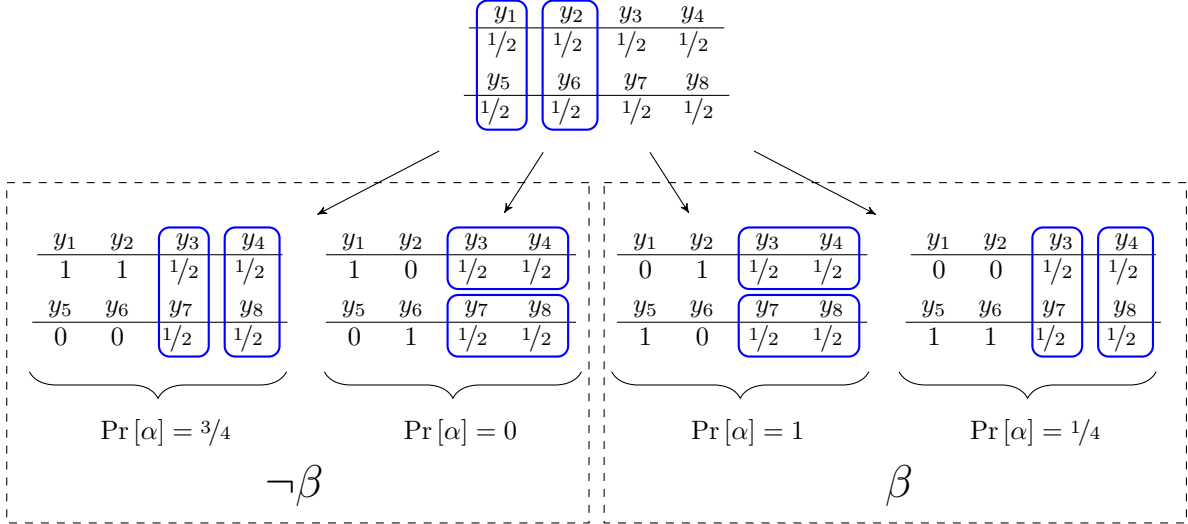
Note that the general formulation of DR does not specify how the pairs of fractional variables are selected. The proof in [37] that DR satisfies NC is independent of the method in which these pairs of fractional variables are selected. We will now show that, if these pairs are selected by an adaptive adversary who may take into account the way in which the previous pairs were rounded, then the BNA property may not hold (so, also neither NA nor CNA). Consider the following example.

Example 1. Consider $m = 8, k = 4$, and the vector of variables $(y_i)_{i \in [8]}$, all with the same initial value $1/2$. Let $S = \{2, 3, 4\}$, $Q = \{5\}$, and:

$$f(Y_2, Y_3, Y_4) = \begin{cases} 1 & \text{if } Y_2 + Y_3 + Y_4 \geq 2 \\ 0 & \text{otherwise} \end{cases} \quad g(Y_5) = Y_5.$$

Let α and β denote the events that $Y_2 + Y_3 + Y_4 \geq 2$ and that $Y_5 = 1$, respectively. BNA would require that $\Pr[\alpha \wedge \beta] \leq \Pr[\alpha] \cdot \Pr[\beta]$. Consider DR procedure as depicted in the following diagram (the paired variables are enclosed in rounded rectangles). First, we pair variables y_1

with y_5 and y_2 with y_6 . The way in which the remaining variables are paired depends on the result of rounding within pairs (y_1, y_5) and (y_2, y_6) . If y_1 and y_2 are both rounded to the same integer, then we pair y_3 with y_7 and y_4 with y_8 . Otherwise, we pair y_3 with y_4 and y_7 with y_8 .



Note that according to DR each rounding decision is taken with the same probability (e.g., when we pair variables y_1 with y_5 , then the probabilities of y_1 and y_5 rounded to one is the same). Thus, we observe that $\Pr[\alpha] = 1/2$, $\Pr[\beta] = 1/2$, but $\Pr[\alpha \wedge \beta] = 1/4 + 1/16$.

Example 1 is simpler than the one given by Kramer et al. [30]. Both examples show that NA is a strictly stronger property than NC. Kramer et al. use the set of 7 variables with initial values equal to $3/7$, $k = 4$, and a predefined order on pairs of variables. Our example uses an adaptive adversary who decides which pair of variables should be rounded in each step of the rounding procedure. Our example cannot be implemented by fixing an order on pairs of variables (hence it also cannot be implemented by fixing a tournament tree). Our 8 variables have marginal probabilities equal to $1/2$, thus the example can be easily understood, and one does not need to calculate probabilities of choosing all $\binom{7}{4}$ 4-element sets.

2.2 Fixed tournament pairings ensure BNA

The method in which fractional elements are paired together can be thought of as a subset of rules of a sports tournament, in which losers drop out of the game, but winners remain and are being paired up for the following games. The above example shows that an awkward adaptive pairing of remaining players may influence the value of certain functions on the subsets of players. We will show that if the competition is organized by a standard fixed upfront tournament tree, then such manipulations are not possible, which allows to prove BNA for the outcome of the DR process following such tree.

Intuitively, the way in which the variables are paired should be, in some sense, independent of the result of previous roundings. We consider a fixed binary tree with m leaves—each leaf containing one variable y_i with value y_i^* , so that each variable is put in exactly one leaf; the other nodes are temporarily empty. In each step, the algorithm selects two nonempty nodes, say n_1 and n_2 , with a common empty parent, and applies the basic step of the DR procedure to the two variables in nodes n_1 and n_2 . As a result at least one of the variables becomes an integer. If one of the variables is still fractional, we promote this variable with its new value to the parent node. If both variables become integers (which happens when their sum is equal to

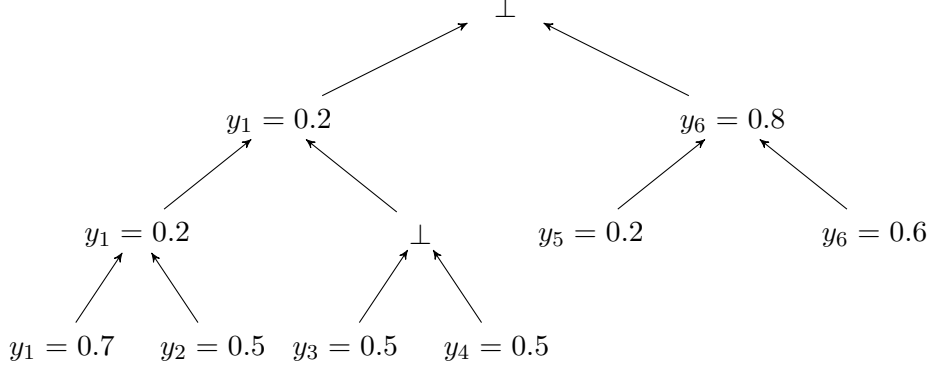


Figure 1: An example run of DR using a tournament tree structure. In this example the result is: $y_2, y_3, y_6 = 1$, and $y_1, y_4, y_5 = 0$.

one), we promote a fake variable \perp to the parent node. When we compare any variable v with \perp , we always promote v with its current value to the parent node. An example run of such implementation of the DR procedure is depicted in Figure 1.

Hereinafter we assume that the DR procedure uses a fixed tournament tree structure, as described above.

Theorem 2.3. *The DR algorithm using a tournament tree structure guarantees BNA.*

The proof follows from Theorem 5 in [30]. The theorem says that DR using a tournament tree structure produces distributions satisfying the NA property; clearly, NA implies BNA. However, to make the paper self-contained, we provide our inductive proof of Theorem 2.3 in Section 7. Our proof uses induction on the number of fractional variables; Kramer et al. [30] use induction on the number of leaves in the tournament tree. While the two proofs use similar ideas and are of a similar difficulty, our proof is slightly more direct and shorter.

3 k -MEDIAN and PROPORTIONAL APPROVAL VOTING problems

We will now formally state the optimization problems considered in this paper and discuss relationships between different settings. We will explain our main problem in the language traditionally used in the literature on k -median, but we will also explain how this formulation relates to the voting-related problems.

For a natural number $t \in \mathbb{N}$, by $[t]$ we denote the set $\{1, \dots, t\}$. Let $\mathcal{F} = \{F_1, \dots, F_m\}$ be the set of m facilities and let $\mathcal{D} = \{D_1, \dots, D_n\}$ be the set of n clients (demands). The high-level goal is to pick a set of k facilities that altogether are most satisfying for the clients. Different clients can have different preferences over individual facilities—by $c_{i,j}$ we denote the *cost* that client D_j suffers when using facility F_i (this can be, e.g., the communication cost of client D_j to facility F_i , or a value quantifying the level of personal dissatisfaction of D_j from F_i). Following Yager [40], we use ordered weighted average (OWA) operators to define the cost of a client for a bundle of k facilities C . Formally, let $w = (w_1, \dots, w_k)$ be a non-increasing vector of k weights. We define the w -cost of a client D_j for a size- k set of facilities C as:

$$w(C, j) = \sum_{i=1}^k w_i c_i^{\rightarrow}(C, j),$$

where $c^{\rightarrow}(C, j) = (c_1^{\rightarrow}(C, j), \dots, c_k^{\rightarrow}(C, j)) = \text{sort}_{\text{ASC}}(\{c_{i,j} : F_i \in C\})$ is a non-decreasing permutation of the costs of client D_j for the facilities from C . Informally speaking, the

highest weight is applied to the lowest cost, the second highest weight to the second lowest cost, etc. In this paper we study the following computational problem.

Definition 3.1 (OWA k -MEDIAN). *In OWA k -MEDIAN we are given a set $\mathcal{D} = \{D_1, \dots, D_n\}$ of clients, a set $\mathcal{F} = \{F_1, \dots, F_m\}$ of facilities, a collection of clients' costs $(c_{i,j})_{i \in [n], j \in [m]}$, a positive integer k ($k \leq m$), and a vector of k weights $w = (w_1, \dots, w_k)$. The task is to compute a subset C of \mathcal{F} that minimizes the value*

$$w(C) = \sum_{j=1}^n w(C, j) = \sum_{j=1}^n \sum_{i=1}^k w_i c_i^{\rightarrow}(C, j).$$

The maximization variant of OWA k -MEDIAN has been recently introduced and studied in [35].

Sometimes the costs represent distances between clients and facilities. Formally, this means that there exists a metric space \mathcal{M} with a distance function $d: \mathcal{M} \times \mathcal{M} \rightarrow \mathbb{R}_{\geq 0}$, where each client and each facility can be associated with a point in \mathcal{M} so that for each $F_i \in \mathcal{F}$ and each $D_j \in \mathcal{D}$ we have $d(i, j) = c_{i,j}$. When this is the case, we say that the costs satisfy the triangle inequality, and use the terms “costs” and “distance” interchangeably. In such case, we use the prefix METRIC for the names of our problems. For example, by METRIC OWA k -MEDIAN we denote the variant of OWA k -MEDIAN where the costs satisfy the triangle inequality.

We are specifically interested in the following two sequences of weights:

- **harmonic:** $w_{\text{har}} = (1, 1/2, 1/3, \dots, 1/k)$, and
- **p -geometric:** $w_{\text{geom}} = (1, p, p^2, \dots, p^{k-1})$, for some $p < 1$.

The two aforementioned sequences of weights, w_{har} and w_{geom} , have their natural interpretations, which are illustrated in the following two examples.

Example 2 (Harmonic weights: proportionality). *Assume there are $\ell \leq k$ cities, and for $i \in [\ell]$ let N_i denote the set of clients who live in the i -th city. For the sake of simplicity, let us assume that $k \cdot |N_i|$ is divisible by n . Further, assume that the cost of traveling between any two points within a single city is negligible (equal to zero), and that the cost of traveling between different cities is equal to one. Our goal is to decide in which cities the k facilities should be opened; naturally, we set the cost of a client for a facility opened in the same city to zero, and—in another city—to one. Let us consider OWA k -MEDIAN with the harmonic sequence of weights w_{har} . Let n_i denote the number of facilities opened in the i -th city in the optimal solution. We will show that for each i we have $n_i = \frac{k|N_i|}{n}$, i.e., that the number of facilities opened in each city is proportional to its population. For the sake of contradiction let us assume that there exist two cities, i and j , such that $n_i \geq \frac{k|N_i|}{n} + 1$ and $n_j \leq \frac{k|N_j|}{n} - 1$. By closing one facility in the i -th city and opening one in the j -th city, we change the cost of clients by at most:*

$$|N_i| \cdot w_{n_i} - |N_j| \cdot w_{n_j+1} = \frac{|N_i|}{n_i} - \frac{|N_i|}{n_j+1} < \frac{|N_i|n}{k|N_i|} - \frac{|N_j|n}{k|N_j|} = 0.$$

Since, we decreased the cost of the clients, this could not be an optimal solution. As a result we see that indeed for each i we have $n_i = \frac{k|N_i|}{n}$.

Example 3 (Geometric weights: probabilities of failures). *Assume that we want to select k facilities and that each client will be using his or her favorite facility only. Yet, when a client wants to use a facility, it can be malfunctioning with some probability p ; in such case the client goes to his or her second most preferred facility; if the second facility is not working properly,*

| k -median problem | election rule | comment |
|----------------------|------------------------|---|
| OWA k -MEDIAN | OWA-Winner [35] | The problem of finding winners according to OWA-Winner rules is the maximization variant of OWA k -MEDIAN. |
| | Thiele methods [39] | Thiele methods are OWA-Winner rules for 0/1 costs. |
| HARMONIC k -MEDIAN | PAV [39] | In PAV we assume the 0/1 costs. So far, only the maximization variant was considered in the literature. |
| k -MEDIAN | Chamberlin–Courant [9] | In CC, usually some specific form of costs is assumed—different costs have been considered, but always in the maximization variant. |

Table 1: The relation between the k -MEDIAN problems and the corresponding problems studied in AI, in particular in the computational social choice community.

the client goes to the third one, etc. Thus, a client uses his or her most preferred facility with probability $1 - p$, his or her second most preferred facility with probability $p(1 - p)$, the third one with probability $p^2(1 - p)$, etc. As a result, the expected cost of a client j for the bundle of k facilities C is equal to $w(C, j)$ for the weight vector $w = (1 - p, (1 - p)p, \dots, (1 - p)p^{k-1})$. Finding a set of facilities, that minimize the expected cost of all clients is equivalent to solving OWA k -MEDIAN for the p -geometric sequence of weights (in fact, the sequence that we use is a p -geometric sequence multiplied by $(1 - p)$, yet multiplication of the weight vector by a constant factor does not influence the structure of the optimal solutions).

By HARMONIC k -MEDIAN we denote the OWA k -MEDIAN problem with the harmonic vector of weights. The special case of HARMONIC k -MEDIAN where each cost belongs to the binary set $\{0, 1\}$ is known as the minimization variant of PROPORTIONAL APPROVAL VOTING. Note that the standard k -MEDIAN problem is the OWA k -MEDIAN problem with the vector of weights $w_{\text{top}} = (1, 0, \dots, 0)$; the metric variant of this problem is perhaps the most studied in the literature. Different variants of the OWA k -MEDIAN problem are very closely related to the preference aggregation methods and multiwinner election rules studied in the computational social choice, in particular, and in AI, in general—we briefly summarize this relation in Table 1 and partially illustrate it in Figure 2.

Intuitively, our general formulation extends k -MEDIAN to scenarios where the clients not only use their most preferred facilities, but when there exists a more complex relation of “using the facilities” by the clients. Similar intuition is captured by the FAULT TOLERANT version of the k -MEDIAN problem recently studied by Hajiaghayi et al. [21]. There, the idea is that the facilities can be malfunctioning, and in order to increase the resilience against their failures each client needs to be connected to several of them.

Definition 3.2 (FAULT TOLERANT k -MEDIAN). *In FAULT TOLERANT k -MEDIAN problem we are given the same input as in k -MEDIAN, and additionally, for each client j we are given a natural number $r_j \geq 1$, called the connectivity requirement. We assume that each client j “uses” $r_j \geq 1$ distinct open facilities. The cost of j is the sum of its costs for the r_j best open facilities. Similarly as in k -MEDIAN, we aim at choosing at most k facilities so that the sum of the costs is minimized.*

When the values $(r_j)_{j \in [n]}$ are all the same, i.e., if $r_j = r$ for all j , then FAULT TOLERANT k -MEDIAN is called r -FAULT TOLERANT k -MEDIAN and it can be expressed as OWA k -MEDIAN for the weight vector w with r ones followed by $k - r$ zeros.

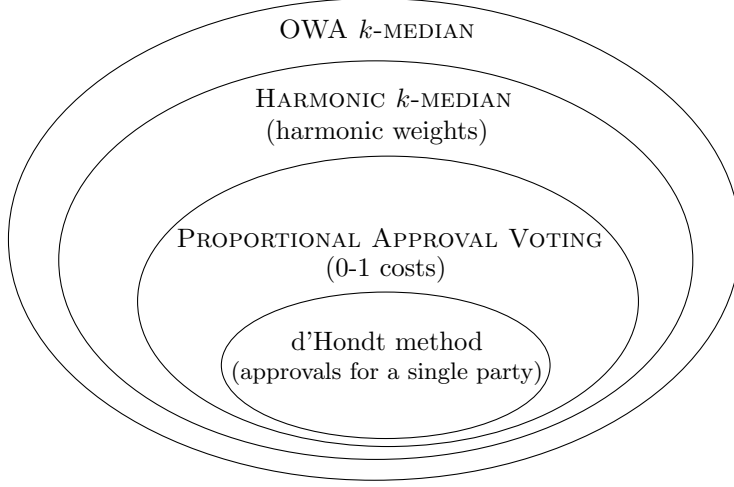


Figure 2: The relation between the considered models. OWA k -MEDIAN is the most general model. PROPORTIONAL APPROVAL VOTING, HARMONIC k -MEDIAN and OWA k -MEDIAN due to the use of harmonic weights can be viewed as natural extensions of the well known and commonly used D’Hondt method of apportionment [5].

4 2.3589-approximation for HARMONIC k -MEDIAN and for PROPORTIONAL APPROVAL VOTING

In this section we demonstrate how to use the BNA property of DR introduced in Section 2 to derive our main result—a randomized constant-factor approximation algorithm for the OWA k -MEDIAN problem with harmonic weights, which we call HARMONIC k -MEDIAN.

Perhaps the most straightforward approach would be to use the known results for the METRIC FAULT TOLERANT k -MEDIAN problem as a black box. Indeed, by using multiple copies of clients with different connectivity requirements, one may encode the gradually decreasing weights of HARMONIC k -MEDIAN. In Section 5 we demonstrate variants of such reductions from HARMONIC k -MEDIAN to FAULT TOLERANT k -MEDIAN, and we obtain this way a $(93 + \epsilon)$ -approximation algorithm for the case with metric connection costs.

In this section we present a different approach, which has the following advantages: (i) it allows us to obtain a much better approximation ratio of 2.3589, (ii) in our analysis we do not require the costs to satisfy the triangle inequality, and (iii) the algorithm is a relatively simple rounding procedure, only the formal proof of the approximation ratio is more involved.

Theorem 4.1. *There exists a polynomial time randomized algorithm for HARMONIC k -MEDIAN that gives 2.3589-approximation in expectation.*

Corollary 4.2. *There exists a polynomial time randomized algorithm for the minimization variant of PROPORTIONAL APPROVAL VOTING that gives 2.3589-approximation in expectation.*

In the remainder of this section we will prove the statement of Theorem 4.1. Consider the following linear program (1–6) that is a relaxation of a natural ILP formulation of HARMONIC k -MEDIAN.

$$\text{minimize} \quad \sum_{j=1}^n \sum_{\ell=1}^k \sum_{i=1}^m w_{\ell} \cdot x_{ij}^{\ell} \cdot c_{ij} \quad (1)$$

$$\sum_{i=1}^m y_i = k \quad (2)$$

$$\sum_{\ell=1}^k x_{ij}^\ell \leq y_i \quad \forall i \in [m], j \in [n] \quad (3)$$

$$\sum_{i=1}^m x_{ij}^\ell \geq 1 \quad \forall j \in [n], \ell \in [k] \quad (4)$$

$$y_i \in [0, 1] \quad \forall i \in [m] \quad (5)$$

$$x_{ij}^\ell \in [0, 1] \quad \forall i \in [m], j \in [n], \ell \in [k] \quad (6)$$

The intuitive meaning of the variables and constraints of the above LP is as follows. Variable y_i denotes how much facility F_i is opened. Integral values 1 and 0 correspond to, respectively, opening and not opening the i -th facility. Constraint (2) encodes opening exactly k facilities. Each client $D_j \in \mathcal{D}$ has to be assigned to each among k opened facilities with different weights. For that we copy each client k times: the ℓ -th copy of a client D_j is assigned to the ℓ -th closest to D_j open facility. Variable x_{ij}^ℓ denotes how much the ℓ -th copy of client D_j is assigned to facility F_i . In an integral solution we have $x_{ij}^\ell \in \{0, 1\}$, which means that the ℓ -th copy of a client can be either assigned or not to the respective facility. The objective function (1) encodes the cost of assigning all copies of all clients to the opened facilities, applying proper weights. Constraint (3) prevents an assignment of a copy of a client to a not-opened part of a facility. What is more, in an integer solution it forces assigning different copies of a client to different facilities. Observe that, due to non increasing weights w_ℓ , the objective (1) is smaller if an ℓ' -th copy of a client is assigned to a closer facility than an ℓ'' -th copy, whenever $\ell' < \ell''$. Constraint (4) ensures that each copy of a client is served by at least one facility.

Just like in most facility location settings it is crucial to select the facilities to open, and the later assignment of clients to facilities can be done optimally by a simple greedy procedure. We propose to select the set of facilities in a randomized way by applying the DR procedure to the y vector from an optimal fractional solution to linear program (1–6). This turns out to be a surprisingly effective methodology for HARMONIC k -MEDIAN, which we formally analyze next.

4.1 Analysis of the algorithm

Time: The algorithm runs in time polynomial in n and m , because we just need to solve a linear program with $n \cdot m \cdot k + m \leq n \cdot m^2$ variables and $1 + m + n \cdot k + m + n \cdot m \cdot k \leq n \cdot m^2$ constraints. For that we can use one of known methods for solving LP, for example the Karmarkar's interior point method [26]. Then we need to round it iteratively as it is described in Section 2. It takes time $\mathcal{O}(m)$.

Approximation ratio: Let OPT^{LP} be the value of an optimal solution (x^*, y^*) to the linear program (1–6). Let OPT be the value of an optimal solution $(x^{\text{OPT}}, y^{\text{OPT}})$ for HARMONIC k -MEDIAN. Easily we can see that $(x^{\text{OPT}}, y^{\text{OPT}})$ is a feasible solution to the linear program (1–6), so $\text{OPT}^{\text{LP}} \leq \text{OPT}$. Let $Y = (Y_1, \dots, Y_m)$ be the random solution obtained by applying DR procedure described in Section 2 to the vector y^* . Recall that DR preserves the sum of entries, hence we have exactly k facilities opened. It is straightforward to assign clients to the open facilities, so the variables $X = (X_{ij}^\ell)_{j \in [n], i \in [m], \ell \in [k]}$ are easily determined.

We will show that $\mathbb{E}[\text{cost}(Y)] \leq 2.3589 \cdot \text{OPT}^{\text{LP}}$. In fact, we will show that $\mathbb{E}[\text{cost}_j(Y)] \leq 2.3589 \cdot \text{OPT}_j^{\text{LP}}$, where the subindex j extracts the cost of assigning client D_j to the facilities in the solution returned by the algorithm. In our analysis we focus on a single client $D_j \in \mathcal{D}$.

Next, we reorder the facilities $\{F_1, F_2, \dots, F_m\}$ in the non-decreasing order of their connection costs to D_j (i.e., in the non-decreasing order of c_{ij}). Thus, from now on, facility F_i is the i -th closest facility to client D_j ; ties are resolved in an arbitrary but fixed way.

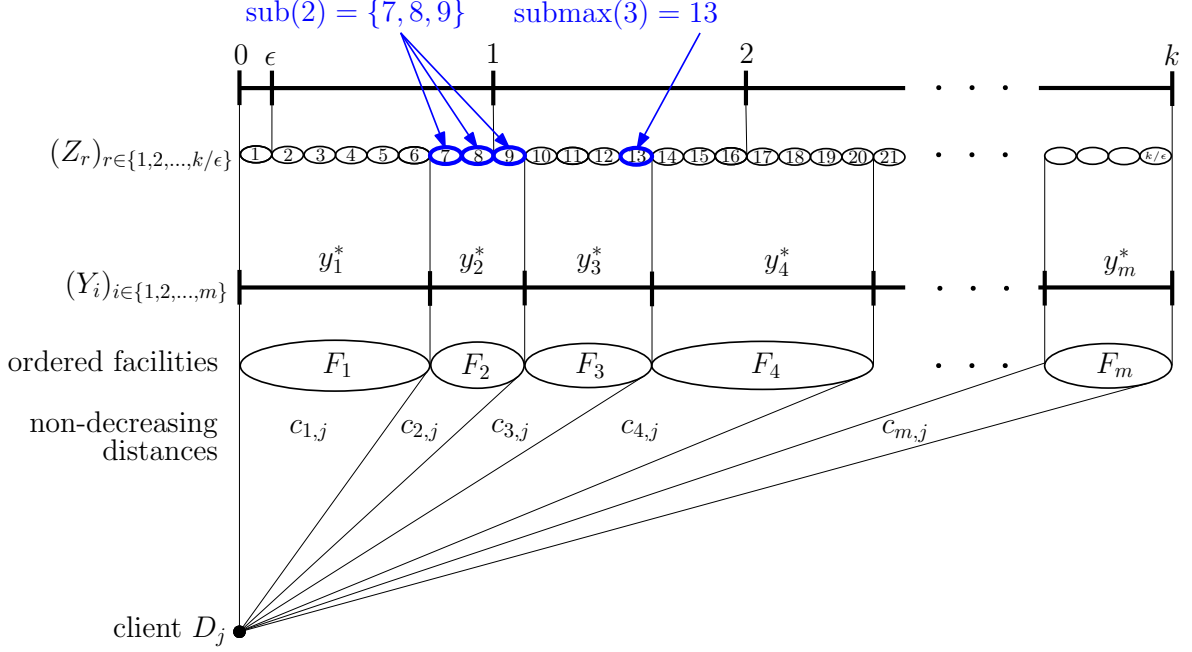


Figure 3: Ordering of the facilities by $c_{i,j}$ for the chosen client D_j . Definitions of the variables Y_i , Z_r and of the indices $\text{sub}(i)$ and $\text{submax}(i)$.

The ordering of the facilities is depicted in Figure 3, which also includes information about the fractional opening of facilities in y^* , i.e., facility F_i is represented by an interval of length y_i^* . The total length of all intervals equals k . Next, we subdivide each interval into a set of (small) ϵ -size pieces (called ϵ -subintervals); ϵ is selected so that $1/\epsilon$, and y_i^*/ϵ for each i , are integers. Note that the values y_i^* , which originate from the solution returned by an LP solver, are rational numbers. The subdivision of $[0, k]$ into ϵ -subintervals is shown in Figure 3 on the " $(Z_r)_{r \in \{1, 2, \dots, k/\epsilon\}}$ " level.

The idea behind introducing the ϵ -subintervals is the following. Although computationally the algorithm applies DR to the y^* variables, for the sake of the analysis we may think that the DR process is actually rounding z variables corresponding to ϵ -subinterval under the additional assumption that rounding within individual facilities is done before rounding between facilities. Formally, we replace the vector $Y = (Y_1, Y_2, \dots, Y_m)$ by an equivalent vector of random variables $Z = (Z_1, Z_2, \dots, Z_{k/\epsilon})$. Random variable Z_r represents the r -th ϵ -subinterval. We will use the following notation to describe the bundles of ϵ -subintervals that correspond to particular facilities:

$$\text{submax}(0) = 0 \quad \wedge \quad \text{submax}(i) = \text{submax}(i-1) + \frac{y_i^*}{\epsilon}, \quad (7)$$

$$\text{sub}(i) = \{\text{submax}(i-1) + 1, \dots, \text{submax}(i)\}. \quad (8)$$

Intuitively, $\text{sub}(i)$ is the set of indexes r such that Z_r represents an interval belonging to the i -th facility. Examples for both definitions are shown in Figure 3 in the upper level. Formally, the random variables Z_r are defined so that:

$$Y_i = \sum_{r \in \text{sub}(i)} Z_r, \quad (9)$$

$$Y_i = 1 \implies \exists! r \in \text{sub}(i) \quad Z_r = 1, \quad (10)$$

For each $r \in \{1, 2, \dots, k/\epsilon\}$ we can write that:

$$\Pr[Z_r = 1] = \Pr[Z_r = 1 | Y_{\text{sub}^{-1}(r)} = 1] \cdot \Pr[Y_{\text{sub}^{-1}(r)} = 1] = \frac{\epsilon}{y_{\text{sub}^{-1}(r)}^*} \cdot y_{\text{sub}^{-1}(r)}^* = \epsilon \quad (11)$$

and $\Pr[Z_r = 0] = 1 - \epsilon$, so

$$\forall_{r \in \{1, 2, \dots, k/\epsilon\}} \quad \mathbb{E}[Z_r] = \epsilon. \quad (12)$$

Also we have:

$$\Pr[Y_i = 1] = \Pr\left[\sum_{r \in \text{sub}(i)} Z_r = 1\right] = \Pr\left[\bigvee_{r \in \text{sub}(i)} Z_r = 1\right] = \sum_{r \in \text{sub}(i)} \Pr[Z_r = 1]. \quad (13)$$

When $Y_i = 1$ its representative is chosen randomly among $(Z_r)_{r \in \text{sub}(i)}$ independently of the choices of representatives of other facilities. Therefore

$$\forall_{i \in [m]} \quad \forall_{r \in \text{sub}(i)} \quad \mathbb{E}[f(Y) | Y_i = 1] = \mathbb{E}[f(Y) | Y_i = 1 \wedge Z_r = 1], \quad (14)$$

for any function f on vector $Y = (Y_1, Y_2, \dots, Y_m)$.

Now we are ready to analyze the approximation ratio for any client $D_j \in \mathcal{D}$. W.l.o.g., assume that $\text{OPT}_j^{\text{LP}} > 0$:

$$\begin{aligned} \frac{\mathbb{E}[\text{cost}_j(Y)]}{\text{OPT}_j^{\text{LP}}} &\leq \frac{\sum_{i=1}^m \left(\mathbb{E}\left[\frac{c_{ij}}{1 + \sum_{i'=1}^{i-1} Y_{i'}} \middle| Y_i = 1\right] \cdot \Pr[Y_i = 1] \right)}{\text{OPT}_j^{\text{LP}}} \\ &\stackrel{(13)}{=} \frac{\sum_{i=1}^m \left(c_{ij} \cdot \mathbb{E}\left[\frac{1}{1 + \sum_{i'=1}^{i-1} Y_{i'}} \middle| Y_i = 1\right] \cdot \sum_{r \in \text{sub}(i)} \Pr[Z_r = 1] \right)}{\text{OPT}_j^{\text{LP}}} \\ &= \frac{\sum_{i=1}^m \left(c_{ij} \cdot \sum_{r \in \text{sub}(i)} \mathbb{E}\left[\frac{1}{1 + \sum_{i'=1}^{i-1} Y_{i'}} \middle| Y_i = 1\right] \cdot \Pr[Z_r = 1] \right)}{\text{OPT}_j^{\text{LP}}} \\ &\stackrel{(14)}{=} \frac{\sum_{i=1}^m \left(c_{ij} \cdot \sum_{r \in \text{sub}(i)} \mathbb{E}\left[\frac{1}{1 + \sum_{i'=1}^{i-1} Y_{i'}} \middle| Y_i = 1 \wedge Z_r = 1\right] \cdot \Pr[Z_r = 1] \right)}{\text{OPT}_j^{\text{LP}}} \\ &\stackrel{(9), (10), (11)}{=} \frac{\sum_{i=1}^m \left(\epsilon \cdot c_{ij} \cdot \sum_{r \in \text{sub}(i)} \mathbb{E}\left[\frac{1}{1 + \sum_{r'=1}^{\text{submax}(i-1)} Z_{r'}} \middle| Z_r = 1\right] \right)}{\text{OPT}_j^{\text{LP}}} \\ &\stackrel{(9), (10)}{=} \frac{\sum_{i=1}^m \left(\epsilon \cdot c_{ij} \cdot \sum_{r \in \text{sub}(i)} \mathbb{E}\left[\frac{1}{1 + \sum_{r'=1}^{r-1} Z_{r'}} \middle| Z_r = 1\right] \right)}{\text{OPT}_j^{\text{LP}}} \end{aligned}$$

$$= \frac{\sum_{r=1}^{k/\epsilon} \epsilon \cdot c_{\text{sub}^{-1}(r),j} \cdot \mathbb{E} \left[\frac{1}{1 + \sum_{r'=1}^{r-1} Z_{r'}} \middle| Z_r = 1 \right]}{\sum_{r=1}^{k/\epsilon} \epsilon \cdot c_{\text{sub}^{-1}(r),j} \cdot \frac{1}{\lceil r\epsilon \rceil}} =$$

note that $\text{sub}^{-1}(r)$ is an index of a facility that contains Z_r . Now we convert the sum over facilities into a sum over unit intervals. A unit interval is represented as a sum of $1/\epsilon$ many ϵ -subintervals:

$$= \frac{\sum_{\ell=1}^k \sum_{r=(\ell-1)/\epsilon+1}^{\ell/\epsilon} \epsilon \cdot c_{\text{sub}^{-1}(r),j} \cdot \mathbb{E} \left[\frac{1}{1 + \sum_{r'=1}^{r-1} Z_{r'}} \middle| Z_r = 1 \right]}{\sum_{\ell=1}^k \sum_{r=(\ell-1)/\epsilon+1}^{\ell/\epsilon} c_{\text{sub}^{-1}(r),j} \cdot \frac{1}{\ell}} \leq$$

W.l.o.g., we can assume that first interval has non-zero costs: $\sum_{r=1}^{1/\epsilon} c_{\text{sub}^{-1}(r),j} > 0$, otherwise the LP pays 0 and our algorithm pays 0 in expectation on intervals from non-empty prefix of $(1, 2, \dots, k)$. With this assumption we can take maximum over intervals:

$$\stackrel{\text{Lemma 7.2}}{\leq} \max_{\ell \in [k]} \left(\frac{\sum_{r=(\ell-1)/\epsilon+1}^{\ell/\epsilon} \epsilon \cdot c_{\text{sub}^{-1}(r),j} \cdot \mathbb{E} \left[\frac{1}{1 + \sum_{r'=1}^{r-1} Z_{r'}} \middle| Z_r = 1 \right]}{\sum_{r=(\ell-1)/\epsilon+1}^{\ell/\epsilon} c_{\text{sub}^{-1}(r),j} \cdot \frac{1}{\ell}} \right) \leq$$

Costs $c_{\text{sub}^{-1}(r),j}$ can be general and it could be hard to analyze. Therefore we would like to remove costs from the analysis. We will use Lemma 7.3 for which the technique of splitting variables Y_i into Z_r was needed. We are using the fact that the variables Z_r have the same expected values; otherwise the coefficient in front of the expected value would be $c_{ij} \cdot y_i^*$, i.e., not monotonic. Thus

$$\stackrel{\text{Lemma 7.3}}{\leq} \max_{\ell \in [k]} \left(\epsilon \cdot \ell \cdot \sum_{r=(\ell-1)/\epsilon+1}^{\ell/\epsilon} \mathbb{E} \left[\frac{1}{1 + \sum_{r'=1}^{r-1} Z_{r'}} \middle| Z_r = 1 \right] \right). \quad (15)$$

Consider the expected value in the above expression for a fixed $r \in \{(\ell-1)/\epsilon + 1, \dots, \ell/\epsilon\}$:

$$\begin{aligned} E_r &= \mathbb{E} \left[\frac{1}{1 + \sum_{r'=1}^{r-1} Z_{r'}} \middle| Z_r = 1 \right] = \sum_{t=1}^k \frac{1}{t} \Pr \left[\sum_{r'=1}^{r-1} Z_{r'} = t-1 \middle| Z_r = 1 \right] = \\ &= \sum_{t=1}^{\ell} \frac{1}{t} \Pr \left[\sum_{r'=1}^{r-1} Z_{r'} = t-1 \middle| Z_r = 1 \right] + \sum_{t=\ell+1}^k \frac{1}{t} \Pr \left[\sum_{r'=1}^{r-1} Z_{r'} = t-1 \middle| Z_r = 1 \right]. \end{aligned} \quad (16)$$

For $t \in \{1, 2, \dots, \ell\}$ we consider the conditional probability in the above expression, denote it by $p_r(t-1)$, and analyze the corresponding cumulative distribution function $H_r(t-1)$:

$$p_r(t-1) = \Pr \left[\sum_{r'=1}^{r-1} Z_{r'} = t-1 \middle| Z_r = 1 \right], \quad (17)$$

$$H_r(t-1) = \Pr \left[\sum_{r'=1}^{r-1} Z_{r'} \leq t-1 \mid Z_r = 1 \right] = \sum_{t'=0}^{t-1} p_r(t'), \quad (18)$$

for which we have the following recursive relation

$$p_r(0) = H_r(0), \quad (19)$$

$$p_r(t-1) = H_r(t-1) - H_r(t-2) \quad \forall_{t \in \{2,3,\dots,\ell\}}. \quad (20)$$

We continue the analysis of E_r :

$$\begin{aligned} E_r &\stackrel{(16),(17)}{=} \sum_{t=1}^{\ell} \frac{1}{t} p_r(t-1) + \sum_{t=\ell+1}^k \frac{1}{t} p_r(t-1) \\ &\stackrel{(20)}{=} H_r(0) + \sum_{t=2}^{\ell} \frac{1}{t} (H_r(t-1) - H_r(t-2)) + \sum_{t=\ell+1}^k \frac{1}{t} p_r(t-1) \\ &= H_r(0) + \sum_{t=2}^{\ell} \frac{1}{t} H_r(t-1) - \sum_{t=2}^{\ell} \frac{1}{t} H_r(t-2) + \sum_{t=\ell+1}^k \frac{1}{t} p_r(t-1) \\ &= \sum_{t=1}^{\ell} \frac{1}{t} H_r(t-1) - \sum_{t=1}^{\ell-1} \frac{1}{t+1} H_r(t-1) + \sum_{t=\ell+1}^k \frac{1}{t} p_r(t-1) \\ &= \sum_{t=1}^{\ell-1} \frac{1}{t} H_r(t-1) - \sum_{t=1}^{\ell-1} \frac{1}{t+1} H_r(t-1) + \frac{1}{\ell} H_r(\ell-1) + \sum_{t=\ell+1}^k \frac{1}{t} p_r(t-1) \\ &\leq \sum_{t=1}^{\ell-1} \left(\frac{1}{t} - \frac{1}{t+1} \right) H_r(t-1) + \frac{1}{\ell} \left(H_r(\ell-1) + \sum_{t=\ell+1}^k p_r(t-1) \right) \\ &= \sum_{t=1}^{\ell-1} \frac{1}{t(t+1)} H_r(t-1) + \frac{1}{\ell} \left(H_r(\ell-1) + \sum_{t=\ell+1}^k p_r(t-1) \right) \\ &\leq \sum_{t=1}^{\ell-1} \frac{1}{t(t+1)} H_r(t-1) + \frac{1}{\ell}. \end{aligned} \quad (21)$$

We will use the following two lemmas to remove the conditioning end bound $H_r(t-1)$.

Lemma 4.3. *Distribution of $\{Z_1, Z_2, \dots, Z_{k/\epsilon}\}$ satisfies Binary Negative Association.*

Proof sketch. Note that DR procedure on $(Y_i)_{i \in [m]}$ and then independent choice of $(Z_r)_{r \in \text{sub}(i)}$ for each $i \in [m]$ is equivalent to the following implementation of DR on $(Z_r)_{r \in \{1,2,\dots,k/\epsilon\}}$. First, for each $i \in [m]$ $(Z_r)_{r \in \text{sub}(i)}$ are processed until obtaining a single non-zero variable that is equivalent to y_i . Then, in the second phase the rounding proceeds as if it had started from the y_i variables. Since this process altogether is an implementation of a single DR procedure with fixed tournament tree starting from $(Z_r)_{r \in \{1,2,\dots,k/\epsilon\}}$ variables, we can simply apply Theorem 2.3 and get the statement of the lemma.

At this point we note that the result of Dubhashi et al. [14] is not sufficient for proving our lemma. They have proved that DR following a predefined order of variables (which can be viewed as a linear tournament tree) returns distributions satisfying the CNA property. Here, however, we need to have at least a "two-stage" linear tournament: the first linear tournament on variables $(Z_r)_{r \in \text{sub}(i)}$ and the second tournament on winning variables from the first tournament. \square

Lemma 4.4. For any $\ell \in [k]$, $t \in [\ell - 1]$ and $r \in \{(\ell-1)/\epsilon + 1, (\ell-1)/\epsilon + 2, \dots, \ell/\epsilon\}$ we have

$$H_r(t-1) \leq e^{-r \cdot \epsilon} \cdot \left(\frac{e \cdot r \cdot \epsilon}{t} \right)^t.$$

Proof. Let us fix $\ell \in [k]$, $t \in [\ell - 1]$ and $r \in \{(\ell-1)/\epsilon + 1, (\ell-1)/\epsilon + 2, \dots, \ell/\epsilon\}$. We have

$$\begin{aligned} H_r(t-1) &\stackrel{(18)}{=} \Pr \left[\sum_{r'=1}^{r-1} Z_{r'} \leq t-1 \mid Z_r = 1 \right] = \Pr \left[\sum_{r'=r}^{k/\epsilon} Z_{r'} \geq k - (t-1) \mid Z_r = 1 \right] = \\ &= \Pr \left[\sum_{r'=r+1}^{k/\epsilon} Z_{r'} \geq k - t \mid Z_r = 1 \right]. \end{aligned} \quad (22)$$

We now exploit Binary Negative Association of variables Z_i (Lemma 4.3). By setting $S = \{r+1, r+2, \dots, k/\epsilon\}$, $Q = \{r\}$, $f(a_1, a_2, \dots, a_s) = \mathbb{1} \left\{ \sum_{i=1}^{|S|} a_i \geq k - t \right\}$ and $g(a) = a$ we obtain:

$$0 \geq \text{cov} [f(Z_{r'} : r' \in S), g(Z_{r'} : r' \in Q)] = \text{cov} \left[\mathbb{1} \left\{ \sum_{r'=r+1}^{k/\epsilon} Z_{r'} \geq k - t \right\}, Z_r \right].$$

Since f, g are binary and non-decreasing we can use Lemma 2.1 to obtain an equivalent inequality:

$$\Pr \left[\sum_{r'=r+1}^{k/\epsilon} Z_{r'} \geq k - t \quad \wedge \quad Z_r = 1 \right] \leq \Pr \left[\sum_{r'=r+1}^{k/\epsilon} Z_{r'} \geq k - t \right] \cdot \Pr [Z_r = 1]. \quad (23)$$

Therefore,

$$\begin{aligned} H_r(t-1) &\stackrel{(22)}{\leq} \Pr \left[\sum_{r'=r+1}^{k/\epsilon} Z_{r'} \geq k - t \mid Z_r = 1 \right] \\ &= \frac{\Pr \left[\sum_{r'=r+1}^{k/\epsilon} Z_{r'} \geq k - t \quad \wedge \quad Z_r = 1 \right]}{\Pr [Z_r = 1]} \\ &\stackrel{(23)}{\leq} \Pr \left[\sum_{r'=r+1}^{k/\epsilon} Z_{r'} \geq k - t \right] = \Pr \left[\sum_{r'=1}^r Z_{r'} \leq t \right]. \end{aligned} \quad (24)$$

Using Lemma 4.3 and Lemma 2.2 we know that $(Z_r)_{r \in \{1, 2, \dots, k/\epsilon\}}$ are negatively correlated. What is more, t is smaller than the expected value of the sum

$$t \leq \ell - 1 = (\ell - 1 + \epsilon) - \epsilon \leq r \cdot \epsilon - \epsilon < r \cdot \epsilon \stackrel{(12)}{=} \mathbb{E} \left[\sum_{r'=1}^r Z_{r'} \right],$$

Therefore, we can use Chernoff-Hoeffding bounds as follows

$$H_r(t-1) \stackrel{(24)}{\leq} \Pr \left[\sum_{r'=1}^r Z_{r'} \leq t \right]$$

$$\begin{aligned}
&= \Pr \left[\sum_{r'=1}^r Z_{r'} < r \cdot \epsilon \cdot \left(1 - \left(1 - \frac{t}{r \cdot \epsilon} \right) \right) \right] \\
&\stackrel{\text{Theorem 7.1}}{\leq} \left(\frac{e^{\frac{t}{r \cdot \epsilon} - 1}}{\left(\frac{t}{r \cdot \epsilon} \right)^{\frac{t}{r \cdot \epsilon}}} \right)^{r \cdot \epsilon} = \frac{e^{t - r \cdot \epsilon} \cdot (r \cdot \epsilon)^t}{t^t} \\
&= e^{-r \cdot \epsilon} \cdot \left(\frac{e \cdot r \cdot \epsilon}{t} \right)^t.
\end{aligned}$$

□

We derive the following bound on the approximation ratio:

$$\begin{aligned}
\frac{\mathbb{E}[\text{cost}_j(Y)]}{\text{OPT}_j^{\text{LP}}} &\stackrel{(15)}{\leq} \max_{\ell \in [k]} \epsilon \cdot \ell \cdot \sum_{r=(\ell-1)/\epsilon+1}^{\ell/\epsilon} E_r \\
&\stackrel{(21)}{\leq} \max_{\ell \in [k]} \epsilon \cdot \ell \cdot \sum_{r=(\ell-1)/\epsilon+1}^{\ell/\epsilon} \left(\sum_{t=1}^{\ell-1} \left(\frac{1}{t(t+1)} \cdot H_r(t-1) \right) + \frac{1}{\ell} \right) \\
&= 1 + \max_{\ell \in [k]} \epsilon \cdot \ell \cdot \sum_{r=(\ell-1)/\epsilon+1}^{\ell/\epsilon} \left(\sum_{t=1}^{\ell-1} \frac{1}{t(t+1)} \cdot H_r(t-1) \right) \\
&\stackrel{\text{Lemma 4.4}}{\leq} 1 + \max_{\ell \in [k]} \epsilon \cdot \ell \cdot \sum_{r=(\ell-1)/\epsilon+1}^{\ell/\epsilon} \left(\sum_{t=1}^{\ell-1} \frac{1}{t(t+1)} \cdot e^{-r \cdot \epsilon} \cdot \left(\frac{e \cdot r \cdot \epsilon}{t} \right)^t \right) \\
&= 1 + \max_{\ell \in [k]} \ell \cdot \sum_{t=1}^{\ell-1} \frac{1}{t(t+1)} \cdot \frac{e^t}{t^t} \cdot \left(\sum_{r=(\ell-1)/\epsilon+1}^{\ell/\epsilon} \epsilon \cdot e^{-r \cdot \epsilon} \cdot (r \cdot \epsilon)^t \right) \\
&= 1 + \max_{\ell \in [k]} \ell \cdot \sum_{t=1}^{\ell-1} \frac{1}{t(t+1)} \cdot \frac{e^t}{t^t} \cdot \left(\sum_{r=(\ell-1)/\epsilon+1}^{\ell/\epsilon-1} \int_{r \cdot \epsilon - \epsilon}^{r \cdot \epsilon} e^{-r \cdot \epsilon} \cdot (r \cdot \epsilon)^t dx \right) \leq
\end{aligned}$$

we now use an upper bound on the most interior sum by an integral of the function $f_t(x) = e^{-x} \cdot x^t$. Note that $f'_t(x) = e^{-x} \cdot x^{t-1} \cdot (t-x) \leq 0$ for $1 \leq t \leq \ell-1 \leq x$, so the function f is non-increasing. Therefore

$$\leq 1 + \max_{\ell \in [k]} \ell \cdot \sum_{t=1}^{\ell-1} \frac{1}{t(t+1)} \cdot \frac{e^t}{t^t} \cdot \left(\int_{\ell-1}^{\ell} e^{-x} \cdot x^t dx \right). \quad (25)$$

To bound the above expression we first numerically evaluate it for $\ell \in \{1, 2, \dots, 88\}$ and obtain

$$1 + \max_{\ell \in \{1, 2, \dots, 88\}} \ell \cdot \sum_{t=1}^{\ell-1} \frac{1}{t(t+1)} \cdot \frac{e^t}{t^t} \cdot \left(\int_{\ell-1}^{\ell} e^{-x} \cdot x^t dx \right) < 2.3589.$$

It remains to bound the expression for $\ell \in \{89, 90, \dots, k\}$, which we do by the following estimation:

$$1 + \ell \cdot \sum_{t=1}^{\ell-1} \frac{1}{t(t+1)} \cdot \frac{e^t}{t^t} \cdot \left(\int_{\ell-1}^{\ell} e^{-x} \cdot x^t dx \right) \leq 1 + \ell \cdot \sum_{t=1}^{\ell-1} \frac{1}{t(t+1)} \cdot \frac{e^t}{t^t} \cdot e^{-(\ell-1)} \cdot \ell^t$$

$$\begin{aligned}
&\stackrel{\text{Stirling}}{\leq} 1 + \ell \cdot \sum_{t=1}^{\ell-1} \frac{1}{t(t+1)} \cdot \frac{\sqrt{2\pi t} \cdot e^{\frac{1}{12t}}}{t!} \cdot e^{-(\ell-1)} \cdot \ell^t \\
&\leq 1 + \sqrt{2\pi} \cdot e^{\frac{1}{12}} \cdot e^{-(\ell-1)} \cdot \frac{1}{\sqrt{\ell}} \cdot \sum_{t=1}^{\ell-1} \frac{\ell^{t+1}}{(t+1)!} \cdot \frac{\sqrt{\ell}}{\sqrt{t}} \\
&\leq 1 + \sqrt{2\pi} \cdot e^{\frac{13}{12}} \cdot e^{-\ell} \cdot \frac{1}{\sqrt{\ell}} \cdot \sum_{t=1}^{\ell-1} \frac{\ell^{t+1}}{(t+1)!} \cdot \frac{\ell}{t} \\
&\leq 1 + 3\sqrt{2\pi} \cdot e^{\frac{13}{12}} \cdot e^{-\ell} \cdot \frac{1}{\sqrt{\ell}} \cdot \sum_{t=1}^{\ell-1} \frac{\ell^{t+1}}{(t+1)!} \cdot \frac{\ell}{t+2} \\
&\stackrel{\text{Taylor series for } e^\ell}{\leq} 1 + 3\sqrt{2\pi} \cdot e^{\frac{13}{12}} \cdot e^{-\ell} \cdot \frac{1}{\sqrt{\ell}} \cdot e^\ell \\
&= 1 + 3\sqrt{2\pi} \cdot e^{\frac{13}{12}} \cdot \frac{1}{\sqrt{\ell}} < 2.3551 < 2.3589.
\end{aligned}$$

The maximum is obtained for $\ell = 4$ (see Figure 4).

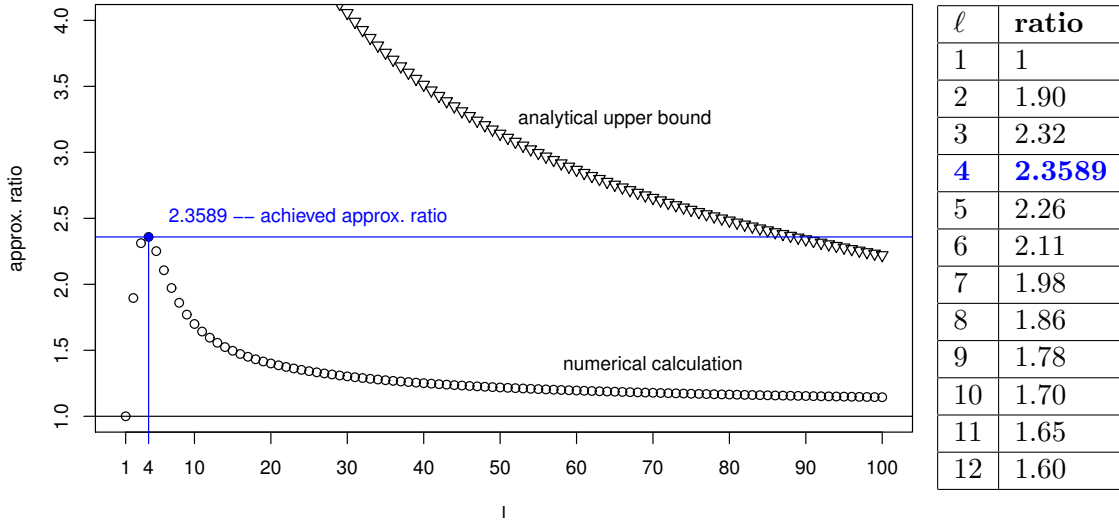


Figure 4: The numerical and the analytical upper bound on the approximation ratio on intervals $(\ell - 1, \ell)$, for each $\ell \in [k]$.

5 Reductions from HARMONIC k -MEDIAN to FAULT TOLERANT k -MEDIAN

In this section we construct two reductions from HARMONIC k -MEDIAN to the FAULT TOLERANT k -MEDIAN problem—these reductions show that the known approximation algorithms for the latter problem can be also used for HARMONIC k -MEDIAN. The reductions do not allow us to improve the results from Section 4, yet they expose the relation between the two problems. Further, they preserve the structure of the costs between clients and facilities. This means that an α -approximation algorithm for FAULT TOLERANT k -MEDIAN with the

costs satisfying property, such as being metric or being 0/1, induces an α -approximation algorithm for HARMONIC k -MEDIAN with the costs satisfying the same property—if a new better approximation algorithm for a variant of FAULT TOLERANT k -MEDIAN is designed, our reductions allow us to directly apply such new result to the analogous variant of our model.

5.1 Strict (approximation-preserving) reduction in time polynomial in n , m and k !

Our first reduction preserves the exact approximation guarantees, yet it is not polynomial in the size of the input.

Reduction 1. Let us take an instance of HARMONIC k -MEDIAN $(\mathcal{D}, \mathcal{F}, k, \{c_{ij}\}_{F_i \in \mathcal{F}, D_j \in \mathcal{D}})$. We create an instance of FAULT TOLERANT k -MEDIAN with the same set of facilities and the same number of facilities to open, k . Each client $D_j \in \mathcal{D}$ is replaced with:

- $a_k = (k-1)!$ clients with the requirement equal to k ,
- $\forall_{r \in [k-1]} \quad a_r = \frac{k!}{r(r+1)}$ clients with the requirement equal to r .

The new cost are scaled down by the multiplicative factor $a = \sum_{r=1}^k a_r \stackrel{(27)}{=} k!$.

Theorem 5.1. *If we can compute an α -approximation solution for FAULT TOLERANT k -MEDIAN in time polynomial in n and m , then using Reduction 1, we can find an α -approximation solution for HARMONIC k -MEDIAN in time polynomial in n , m and $k!$.*

The proof of the approximation ratio follows from Lemma 5.2, below. Since for each client in the original instance we introduce $\mathcal{O}(k!)$ clients in the new instance, we get that the running time is polynomial in n , m and $k!$.

Lemma 5.2.

$$\forall_{C \subseteq \mathcal{F}, |C|=k} \quad \forall_{D_j \in \mathcal{F}} \quad \text{FT-}k\text{-med}(C, j) = \text{Har-}k\text{-med}(C, j)$$

where $\text{FT-}k\text{-med}(C, j)$ is the total cost of clients introduced for D_j in Reduction 1 for C (in the instance of FAULT TOLERANT k -MEDIAN), and $\text{Har-}k\text{-med}(C, j)$ is the cost of client D_j for C (in the instance of HARMONIC k -MEDIAN).

Proof. Consider a fixed client $D_j \in \mathcal{D}$:

$$\begin{aligned} \text{FT-}k\text{-med}(C, j) &= \sum_{r=1}^k a_r \cdot \left(\sum_{i=1}^r \frac{1}{a} \cdot c_i^{\rightarrow}(C, j) \right) \\ &= \frac{1}{a} \sum_{r=1}^k \sum_{i=1}^r a_r \cdot c_i^{\rightarrow}(C, j) \\ &= \frac{1}{a} \sum_{i=1}^k \sum_{r=i}^k a_r \cdot c_i^{\rightarrow}(C, j) \\ &= \frac{1}{a} \sum_{i=1}^k \left(c_i^{\rightarrow}(C, j) \cdot \sum_{r=i}^k a_r \right), \end{aligned} \tag{26}$$

so the distance to the i -th closest open facility is counted $\sum_{r=i}^k a_r$ times. The smallest distance (for $i = 1$) is counted $k!$ times because

$$a = \sum_{r=1}^k a_r = \left(\sum_{r=1}^{k-1} \frac{k!}{r(r+1)} \right) + (k-1)! = k! \cdot \left[\sum_{r=1}^{k-1} \left(\frac{1}{r} - \frac{1}{r+1} \right) + \frac{1}{k} \right] = k!. \quad (27)$$

Further, by induction we will show that:

$$\forall_{i \in [k]} \quad \sum_{r=i}^k a_r = \frac{a}{i}. \quad (28)$$

Trivially (28) holds for $i = 1$. Let us assume that Equality (28) holds for $i < k$. We will show that it is also satisfied for $i + 1$:

$$\sum_{r=i+1}^k a_r = \left(\sum_{r=i}^k a_r \right) - a_i \stackrel{\text{inductive}}{=} \text{assum.} \frac{a}{i} - \frac{k!}{i(i+1)} \stackrel{(27)}{=} a \cdot \left(\frac{1}{i} - \frac{1}{i} + \frac{1}{i+1} \right) = \frac{a}{i+1}.$$

Now we can finish the proof

$$\text{FT-}k\text{-med}(C, j) \stackrel{(26)}{=} \frac{1}{a} \sum_{i=1}^k \left(c_i^{\rightarrow}(C, j) \cdot \sum_{r=i}^k a_r \right) \stackrel{(28)}{=} \sum_{i=1}^k \frac{c_i^{\rightarrow}(C, j)}{i} = \text{Har-}k\text{-med}(C, j).$$

□

5.2 Reduction in time polynomial in n , m , and k

In this section we modify Reduction 1 so that the number of created clients is bounded by $\mathcal{O}(n \cdot k^3) \subseteq \mathcal{O}(n \cdot m^3)$. Thus, we obtain a new reduction which is polynomial in the size of the input. For large enough values of k we will obtain the approximation ratio worse by the multiplicative factor of $(1 + \epsilon)$, for any $\epsilon > 0$. For small values of k we use a simple brute force algorithm with the running time dependent on $m^{\mathcal{O}(\frac{1}{\epsilon})}$. W.l.o.g, we assume that $k \geq 4$. Otherwise we can solve OWA k -MEDIAN in $\mathcal{O}(nm^{k+1}) \subseteq \mathcal{O}(nm^5)$ time by enumerating and checking all possible size- k sets of facilities.

Reduction 2. Let us take an instance of HARMONIC k -MEDIAN $(\mathcal{D}, \mathcal{F}, k, \{c_{ij}\}_{F_i \in \mathcal{F}, D_j \in \mathcal{D}})$. We create an instance of FAULT TOLERANT k -MEDIAN with the same set of facilities and the same number of facilities to open, k . For each client $D_j \in \mathcal{D}$ we introduce:

- $a_k = (k-1)(k-2)$ clients with the requirement equal to k ,
- $\forall_{r \in [k-1]} \quad a_r = \left\lceil \frac{k(k-1)(k-2)}{r(r+1)} \right\rceil$ clients with the requirement equal to r .

The new cost are scaled down by the multiplicative factor $a = \sum_{r=1}^k a_r \leq k(k-1)(k-2)$.

Theorem 5.3. *If we can compute an α -approximation solution for FAULT TOLERANT k -MEDIAN in time polynomial in n , m , and k , then by using Reduction 2, we can compute a $(1 + \epsilon)\alpha$ -approximation solution for HARMONIC k -MEDIAN in time polynomial in n , k , and $m^{\frac{1}{\epsilon}}$, for any fixed $\epsilon > 0$.*

Since our reduction preserves the structure of the costs, we immediately obtain an approximation algorithm for the metric variant of our problem.

Corollary 5.4. *There exists a $(93 + \epsilon)$ -approximation algorithm for METRIC HARMONIC k -MEDIAN in time polynomial in n and $m^{\frac{1}{\epsilon}}$ for any fixed $\epsilon > 0$.*

Proof of Corollary 5.4. We use, currently the best, 93-approximation algorithm for METRIC FAULT TOLERANT k -MEDIAN [21] and Reduction 2. The approximation ratio follows from Theorem 5.3. \square

Proof of Theorem 5.3. Let us fix $\epsilon > 0$. For $k \leq 1/\epsilon$ we can find an optimal solution by considering $m^{\frac{1}{\epsilon}}$ possible solutions and checking them in polynomial time. Thus, we can assume that $k > 1/\epsilon$. We will show that for any fixed set of open facilities C , the total cost of clients in FAULT TOLERANT k -MEDIAN is bounded by the total cost of clients in HARMONIC k -MEDIAN multiplied by the factor $(1 + \epsilon)$. The following lemma proves that this holds for each client, separately:

Lemma 5.5.

$$\forall C \subseteq \mathcal{F}, |C| = k \quad \forall D_j \in \mathcal{D} \quad \text{FT-}k\text{-med}(C, j) \leq (1 + \epsilon) \cdot \text{Har-}k\text{-med}(C, j)$$

where $\text{FT-}k\text{-med}(C, j)$ is the total cost of the clients introduced for D_j in Reduction 2 for C (in the instance of FAULT TOLERANT k -MEDIAN) and $\text{Har-}k\text{-med}(C, j)$ is the total cost of client D_j for C (in the instance of HARMONIC k -MEDIAN).

Proof. Let us fix $C \subseteq \mathcal{F}, |C| = k$. First, for each $i \in [k]$ we assess the following value:

$$\begin{aligned} \frac{\sum_{r=i}^k a_r}{\sum_{r=1}^k a_r} &= \frac{(k-1)(k-2) + \sum_{r=i}^{k-1} \left\lceil \frac{k(k-1)(k-2)}{r(r+1)} \right\rceil}{(k-1)(k-2) + \sum_{r=1}^{k-1} \left\lceil \frac{k(k-1)(k-2)}{r(r+1)} \right\rceil} \\ &\leq \frac{(k-1)(k-2) + (k-1-i+1) + \sum_{r=i}^{k-1} \frac{k(k-1)(k-2)}{r(r+1)}}{(k-1)(k-2) + \sum_{r=1}^{k-1} \frac{k(k-1)(k-2)}{r(r+1)}} \\ &\leq \frac{(k-i) + k(k-1)(k-2) \left(\sum_{r=i}^{k-1} \left(\frac{1}{r} - \frac{1}{r+1} \right) + \frac{1}{k} \right)}{k(k-1)(k-2) \left(\sum_{r=1}^{k-1} \left(\frac{1}{r} - \frac{1}{r+1} \right) + \frac{1}{k} \right)} \\ &= \frac{(k-i) + k(k-1)(k-2) \cdot \frac{1}{i}}{k(k-1)(k-2)} \\ &= \frac{1}{i} + \frac{k-i}{k(k-1)(k-2)} \leq \frac{\beta(k)}{i}, \end{aligned} \tag{29}$$

where $\beta(k) = \max_{i \in [k]} \left(1 + \frac{(k-i) \cdot i}{k(k-1)(k-2)} \right)$. For even k we have:

$$\beta(k) = 1 + \frac{(k-k/2) \cdot k/2}{k(k-1)(k-2)} = 1 + \frac{k}{4(k-1)(k-2)} \stackrel{k \geq 4}{\leq} 1 + \frac{k}{4 \frac{k^2}{4}} = 1 + \frac{1}{k} \leq 1 + \epsilon,$$

and for odd k we have:

$$\beta(k) = 1 + \frac{\frac{k-1}{2} \cdot \frac{k+1}{2}}{k(k-1)(k-2)} = 1 + \frac{k+1}{4k(k-2)} \stackrel{k \geq 5}{\leq} 1 + \frac{k+1}{4 \frac{(k+1)^2}{4}} = 1 + \frac{1}{k+1} \leq 1 + \epsilon.$$

Therefore

$$\beta(k) \leq 1 + \epsilon. \tag{30}$$

Now we can write

$$\begin{aligned}
\text{FT-k-med}(C, j) &\stackrel{(26)}{=} \frac{1}{a} \sum_{i=1}^k \left(c_i^{\rightarrow}(C, j) \cdot \sum_{r=i}^k a_r \right) \\
&\stackrel{(29), (30)}{\leq} \frac{1}{a} \sum_{i=1}^k \left(c_i^{\rightarrow}(C, j) \cdot \frac{\beta(k)}{i} \cdot \sum_{r=1}^k a_r \right) \\
&= \sum_{i=1}^k c_i^{\rightarrow}(C, j) \cdot \frac{\beta(k)}{i} \\
&\stackrel{(30)}{\leq} (1 + \epsilon) \cdot \sum_{i=1}^k \frac{c_i^{\rightarrow}(C, j)}{i} \\
&= (1 + \epsilon) \cdot \text{Har-k-med}(C, j).
\end{aligned}$$

□

Let us sum up both sides from Lemma 5.5. We obtain

$$\forall_{C \subseteq \mathcal{F}, |C|=k} \sum_{j=1}^n \text{FT-k-med}(C, j) \leq (1 + \epsilon) \cdot \sum_{j=1}^n \text{Har-k-med}(C, j).$$

We take the minimum on both sides

$$\min_{C \subseteq \mathcal{F}, |C|=k} \sum_{j=1}^n \text{FT-k-med}(C, j) \leq \min_{C \subseteq \mathcal{F}, |C|=k} (1 + \epsilon) \cdot \sum_{j=1}^n \text{Har-k-med}(C, j). \quad (31)$$

Similarly to Lemma 5.5 we show inequality in the other direction, i.e., that for any fixed set of open facilities C , the total cost of clients in HARMONIC k -MEDIAN is bounded by the total cost of clients in FAULT TOLERANT k -MEDIAN multiplied by the factor $\frac{1-\epsilon}{1-2\epsilon}$. The following lemma proves that this holds for each client, separately:

Lemma 5.6.

$$\forall_{C \subseteq \mathcal{F}, |C|=k} \quad \forall_{D_j \in \mathcal{D}} \quad \text{Har-k-med}(C, j) \leq \frac{1 - \epsilon}{1 - 2\epsilon} \cdot \text{FT-k-med}(C, j)$$

where $\text{Har-k-med}(C, j)$ is the total cost of client D_j for C (in the instance of HARMONIC k -MEDIAN) and $\text{FT-k-med}(C, j)$ is the total cost of the clients introduced for D_j in Reduction 2 for C (in the instance of FAULT TOLERANT k -MEDIAN).

Proof. Let us fix $C \subseteq \mathcal{F}, |C| = k$. Similarly to proof of Lemma 5.5 we can show that for each $i \in [k]$ we have:

$$\frac{\sum_{r=i}^k a_r}{\sum_{r=1}^k a_r} \geq \frac{k(k-2)}{(k-1)^2} \cdot \frac{1}{i} \geq \frac{k-2}{k-1} \cdot \frac{1}{i}$$

But we know that $k > 1/\epsilon$, so

$$\frac{\sum_{r=i}^k a_r}{\sum_{r=1}^k a_r} \geq \frac{1 - 2\epsilon}{1 - \epsilon} \cdot \frac{1}{i}. \quad (32)$$

Now we can write

$$\text{Har-k-med}(C, j) = \sum_{i=1}^k \frac{c_i^{\rightarrow}(C, j)}{i}$$

$$\begin{aligned}
&\stackrel{(32)}{\leq} \sum_{i=1}^k \left(c_i^{\rightarrow}(C, j) \cdot \frac{1-\epsilon}{1-2\epsilon} \cdot \frac{\sum_{r=i}^k a_r}{a} \right) \\
&= \frac{1-\epsilon}{1-2\epsilon} \cdot \frac{1}{a} \sum_{i=1}^k \left(c_i^{\rightarrow}(C, j) \cdot \sum_{r=i}^k a_r \right) \\
&= \frac{1-\epsilon}{1-2\epsilon} \cdot \text{FT-k-med}(C, j).
\end{aligned}$$

□

Let $\text{OPT}_{\text{Har-k-med}}$ be the value of the optimal solution for HARMONIC k -MEDIAN. Let $\text{ALG}_{\text{Har-k-med}}$ be the value of a solution for HARMONIC k -MEDIAN obtained using Reduction 2. Let $\text{ALG}_{\text{FT-k-med}}$ be the value of an α -approximate solution for FAULT TOLERANT k -MEDIAN, computed in time polynomial in the size of the input. We obtain the following approximation ratio:

$$\begin{aligned}
\frac{\text{ALG}_{\text{Har-k-med}}}{\text{OPT}_{\text{Har-k-med}}} &\leq \frac{\frac{1-\epsilon}{1-2\epsilon} \cdot \text{ALG}_{\text{FT-k-med}}}{\text{OPT}_{\text{Har-k-med}}} \\
&\stackrel{\text{Lemma 5.6}}{\leq} \frac{\frac{1-\epsilon}{1-2\epsilon} \cdot \alpha \cdot \text{OPT}_{\text{FT-k-med}}}{\text{OPT}_{\text{Har-k-med}}} \\
&\stackrel{\text{def.}}{=} \frac{\frac{1-\epsilon}{1-2\epsilon} \cdot \alpha \cdot \left(\min_{C \subseteq [m], |C|=k} \sum_{j=1}^n \text{FT-k-med}(C, j) \right)}{\min_{C \subseteq [m], |C|=k} \sum_{j=1}^n \text{Har-k-med}(C, j)} \\
&\stackrel{(31)}{\leq} \frac{1-\epsilon^2}{1-2\epsilon} \cdot \alpha \leq \left(1 + \frac{2\epsilon}{1-2\epsilon} \right) \cdot \alpha.
\end{aligned}$$

□

6 Hardness of approximation for other sequences of weights

In the previous sections we have shown that the OWA k -MEDIAN problem with the harmonic sequence of weights admits very good approximations. In this section we show that for many other natural sequences of weights, the considered problem is hard to approximate, unless we introduce additional assumptions, such as the assumptions that the costs satisfy the triangle inequality. Our hardness results hold already for 0/1 costs.

Let us start by considering the OWA k -MEDIAN problem for a certain specific class of weights. For each $k \in \mathbb{N}$, let $w^{(k)} = (w_1^{(k)}, \dots, w_k^{(k)})$ be a sequence of weights used in OWA k -MEDIAN. Fix $\lambda \in (0, 1)$. We say that the clients care only about the λ -fraction of facilities if for each k it holds that $w_i^{(k)} = 0$ whenever $i > \lambda k$. For instance, we say that the clients care only about 90% of facilities if the cost of each client from a set C does not depend on the 10% of worst facilities in C .

First, we prove a simple result which says that if there exists λ such that the clients care only about the λ -fraction of facilities, and if the costs of clients from facilities can be arbitrary, in particular if they cannot be represented as distances satisfying the triangle inequality, then the problem does not admit any approximation.

Theorem 6.1. *Fix $\lambda \in (0, 1)$ and consider the problem OWA k -MEDIAN where clients care only about the λ -fraction of facilities. For any positive computable function α , there exists no α -approximation algorithm for OWA k -MEDIAN, unless $\text{P} = \text{NP}$.*

Proof. Let us fix a function α and for the sake of contradiction, let us assume that there exists a polynomial time α -approximation algorithm \mathcal{A} for OWA k -MEDIAN. We will show that \mathcal{A} can be used to find exact solutions to the exact set cover problem, X3C. This will stay in contradiction with the fact that X3C is NP-hard [20].

Let I be an instance of X3C, where we are given a set of $3n$ elements $E = \{e_1, \dots, e_{3n}\}$, and a collection \mathcal{S} of subsets of E such that each set in \mathcal{S} contains exactly 3 elements from E . We ask if there exists a subcollection C of n subsets from \mathcal{S} such that each element from E belongs to exactly one set from C .

From I we construct an instance of OWA k -MEDIAN in the following way. First, we set the size of the committee $k = \left\lceil \frac{n}{1-\lambda} \right\rceil$. Let p be the index of the last positive weight in the sequence $w^{(k)}$. Since clients care only about the λ -fraction of facilities, we know that $k - p > k - \lambda k \geq n$. Our set of facilities consists of three groups $\mathcal{F} = \mathcal{S} \cup H \cup H'$, i.e., we have facilities which correspond to subsets from \mathcal{S} and two groups of dummy facilities. We set $|H| = p - 1$ and $|H'| = k - n - p + 1$. Our set of clients consist of two groups $\mathcal{D} = E \cup G$, where G is the set of dummy clients with $|G| = |H'|$. Let us now describe the preferences of clients over facilities. For each client $j \in \mathcal{F}$ and each dummy facility $i \in H$ we set $c_{i,j} = 0$. Further, for each non-dummy client $j \in E$ and a non-dummy facility $i \in \mathcal{S}$ we set $c_{i,j} = 0$ if and only if $j \in i$. Finally, we match dummy clients from G with dummy facilities from H' so that each client is matched to exactly one facility and each facility to exactly one client, and set $c_{i,j} = 0$ whenever i and j are matched. For all remaining pairs (i, j) we set $c_{i,j} = 1$.

Let C^* be an optimal set of facilities. We will show that the total cost of clients from C^* is 0 if and only if there exists an exact cover for our initial instance I .

(\implies) Assume there exists an exact cover in I —let C denote the collection of n subsets covering all the elements. If we set $C^* = C \cup H \cup H'$, then each client has exactly p facilities with distance 0. Note that $|C^*| = n + p - 1 + k - n - p + 1 = k$. For the remaining $k - p$ facilities the weights are equal to zero. Thus, the total cost of clients from C^* is equal to 0.

(\impliedby) Assume the total cost of clients from C^* is equal to 0. In particular, the clients from G need to have cost equal to 0, so $H \cup H'$ must be the part of a winning committee. Similarly, the remaining n facilities must correspond to the cover of E .

If there exists a winning committee with the total cost of clients equal to 0, then algorithm \mathcal{A} would find such committee. This completes the proof. \square

Next, we prove a more specific hardness result for the p -geometric sequence of weights.

Theorem 6.2. *Consider the OWA k -MEDIAN problem for the p -geometric sequence of weights. For each $c < 1$, there exists no polynomial-time $(n^{-c \ln(p)-1})$ -approximation algorithm for the problem unless $P = NP$.*

Proof. Let us fix $c < c' < 1$. For the sake of contradiction, let us assume that there exists a polynomial-time $(n^{-c \ln(p)-1})$ -approximation algorithm \mathcal{A} for our problem. We will show that this algorithm can be used as an $c' \ln(n)$ -approximation algorithm for the SET COVER problem, which, unless $P = NP$, will stay in contradiction with the approximation threshold established by Dinur et al. [13].

Let us take an instance I of the SET COVER problem. In I we are given a set of n elements E , a collection \mathcal{S} of subsets of E . We ask about minimal k such that there is a subcollection C of k subsets from \mathcal{S} such that each element from E belongs to some set from C . Without loss of generality we can assume that n is big enough to satisfy $c \ln(n) + 1 < c' \ln(n)$.

From I we construct an instance I' of OWA k -MEDIAN as follows. We set $P = \sum_{i=1}^k p^{i-1}$ and $x = \lceil c \ln(n) + 1 \rceil$, thus $c \ln(n) + 1 \leq x \leq c' \ln(n)$. For each element $e \in E$ we introduce one client. Further, for each set $S \in \mathcal{S}$ we introduce x facilities S_1, \dots, S_x . The cost of a client

e for a facility S_i is equal to 0 if and only if $e \in S$; otherwise, it is equal to one. Finally, we guess the optimal solution k to I , and set the size of the desired set of facilities to $k_{\text{fac}} = k \cdot x$.

Let us assume that there exist a set cover C of size k for the original instance I . What is the cost of the clients in the optimal solution for I' ? Let us consider the set of k_{fac} facilities C' constructed in the following way: for each set from the cover $S \in C$ we take all x facilities that correspond to S and add them to C' . Observe that each client has cost equal to zero from at least x facilities from C' . Thus, the total cost of clients from C' is at most equal to (recall that $P = \sum_{i=1}^K p^{i-1}$):

$$\begin{aligned} w_{\text{dis}}(C') &= \sum_{j=1}^n w_{\text{dis}}(C', j) \leq n(p^x + p^{x+1} + \dots + p^{K-1}) \leq \\ &\leq n(p^{c \ln(n)+1} + p^{c \ln(n)+2} + \dots + p^{K-1}) < np^{c \ln(n)} \cdot P = \\ &= n \cdot e^{\ln(p) \cdot c \cdot \ln(n)} \cdot P = n \cdot n^{c \ln(p)} \cdot P = Pn^{c \ln(p)+1}. \end{aligned}$$

Now, let us take the set of k_{fac} facilities C'' such that some client has cost equal to one from each facility from C'' . Then, $w_{\text{dis}}(C'') \geq P$. Thus, an $(n^{-c \ln(p)-1})$ -approximation algorithm for OWA k -MEDIAN with the p -geometric sequence of weights needs to return a solution where each client has cost equal to zero from at least one facility. From such solution, however, we can extract at most k_{fac} sets which form a cover of the original instance. Thus, our algorithm \mathcal{A} can be used to find x -approximation solutions for the SET COVER problem (recall that $x < c' \ln(n)$), which is impossible under the standard complexity theory assumptions [13]. This completes the proof. \square

Corollary 6.3. *There is no constant-factor approximation algorithm for the OWA k -MEDIAN problem for the p -geometric sequence of weights when $p < 1/e$.*

7 Useful lemmas and proofs omitted from the main text

Theorem 7.1 (Theorem 1.16 from [2]). *Let X_1, X_2, \dots, X_n be negatively correlated binary random variables. Let $X = \sum_{i=1}^n X_i$. Then X satisfies the Chernoff-Hoeffding bounds for $\delta \in [0, 1]$:*

$$\Pr[X \leq (1 - \delta)\mathbb{E}[X]] \leq \left(\frac{e^{-\delta}}{(1 - \delta)^{(1-\delta)}} \right)^\mu.$$

Lemma 7.2. *For any sequence $(a_i)_{i \in [n]}$ and $(b_i)_{i \in [n]}$, $b_i > 0$, it holds:*

$$\frac{\sum_{i=1}^n a_i}{\sum_{i=1}^n b_i} \leq \max_{i \in \{1, 2, \dots, n\}} \frac{a_i}{b_i}.$$

Proof.

$$\begin{aligned} \frac{\sum_{i=1}^n a_i}{\sum_{i=1}^n b_i} &= \sum_{j=1}^n \frac{a_j}{\sum_{i=1}^n b_i} = \sum_{j=1}^n \frac{a_j}{b_j} \cdot \frac{b_j}{\sum_{i=1}^n b_i} \leq \sum_{j=1}^n \left(\max_{i \in \{1, 2, \dots, n\}} \frac{a_i}{b_i} \right) \frac{b_j}{\sum_{i=1}^n b_i} = \\ &= \left(\max_{i \in \{1, 2, \dots, n\}} \frac{a_i}{b_i} \right) \sum_{j=1}^n \frac{b_j}{\sum_{i=1}^n b_i} = \max_{i \in \{1, 2, \dots, n\}} \frac{a_i}{b_i}. \end{aligned}$$

\square

Lemma 7.3. For any non-decreasing sequence $(c_i)_{i \in \{1,2,\dots,n\}}$, $c_i > 0$ and any non-increasing sequence $(a_i)_{i \in \{1,2,\dots,n\}}$ it holds:

$$\frac{\sum_{i=1}^n a_i c_i}{\sum_{i=1}^n c_i} \leq \frac{1}{n} \sum_{i=1}^n a_i.$$

Proof. We prove that by induction. Clearly, we have equality for $n = 1$. We assume that

$$\frac{\sum_{i=1}^{n-1} a_i c_i}{\sum_{i=1}^{n-1} c_i} \leq \frac{1}{n-1} \sum_{i=1}^{n-1} a_i.$$

It is equivalent to

$$(n-1) \cdot \sum_{i=1}^{n-1} a_i c_i \leq \left(\sum_{i=1}^{n-1} a_i \right) \cdot \left(\sum_{i=1}^{n-1} c_i \right). \quad (33)$$

We would like to show that

$$n \cdot \sum_{i=1}^n a_i c_i \leq \left(\sum_{i=1}^n a_i \right) \cdot \left(\sum_{i=1}^n c_i \right).$$

We have the following equivalent inequalities:

$$\begin{aligned} 0 &\leq \left(\sum_{i=1}^{n-1} a_i \right) \cdot \left(\sum_{i=1}^{n-1} c_i \right) + a_n \cdot \sum_{i=1}^{n-1} c_i + c_n \cdot \sum_{i=1}^{n-1} a_i + a_n \cdot c_n - n \cdot \sum_{i=1}^{n-1} a_i c_i - n \cdot a_n \cdot c_n, \\ 0 &\leq \left[\left(\sum_{i=1}^{n-1} a_i \right) \cdot \left(\sum_{i=1}^{n-1} c_i \right) - (n-1) \cdot \sum_{i=1}^{n-1} a_i c_i \right] + \sum_{i=1}^{n-1} (a_n \cdot c_i + c_n \cdot a_i - a_n \cdot c_n - a_i \cdot c_i), \\ 0 &\leq \left[\left(\sum_{i=1}^{n-1} a_i \right) \cdot \left(\sum_{i=1}^{n-1} c_i \right) - (n-1) \cdot \sum_{i=1}^{n-1} a_i c_i \right] + \sum_{i=1}^{n-1} (a_i - a_n) (c_n - c_i). \end{aligned}$$

Using the inductive assumption (33) and monotonicity of sequences, i.e., $0 \leq a_i - a_n$, $0 \leq c_n - c_i$ we finish the proof. \square

Lemma 7.4. Let $a_1, a_2, b_1, b_2, c_1, c_2 \in \mathbb{R}$ be such that $a_1 \geq a_2$, $c_1 \geq b_1$, $b_2 \geq c_2$, and $b_1 + b_2 = c_1 + c_2$. It holds that: $a_1 c_1 + a_2 c_2 \geq a_1 b_1 + a_2 b_2$.

Proof. We have that $b_2 - c_2 = c_1 - b_1 \geq 0$, and so $a_2(b_2 - c_2) \leq a_1(c_1 - b_1)$, which can be reformulated as $a_1(c_1 - b_1) + a_2(c_2 - b_2) \geq 0$. Thus:

$$a_1 c_1 + a_2 c_2 = a_1 b_1 + a_2 b_2 + a_1(c_1 - b_1) + a_2(c_2 - b_2) \geq a_1 b_1 + a_2 b_2.$$

\square

Proof of Theorem 2.3. Recall that Y_i is a random variable that indicates whether or not the described DR procedure rounds y_i to 1. Let $S, Q \subseteq [m]$ with $S \cap Q = \emptyset$, $s = |S|$, and $q = |Q|$, and let $f: \{0,1\}^s \rightarrow \{0,1\}$ and $g: \{0,1\}^q \rightarrow \{0,1\}$ be two nondecreasing functions. Let α and β denote the events that $f(Y_i: i \in S) = 1$ and $g(Y_i: i \in Q) = 1$, respectively.

For a vector \bar{y} of m values, which represents the values of the variables $(y_i)_{i \in [m]}$ that appear during our rounding procedure by $\Pr[E|\bar{y}]$ we denote the probability that an event E occurs under the condition that we have reached the point of the rounding algorithm where the

variables $(y_i)_{i \in [m]}$ have values indicated by \bar{y} . By Lemma 2.1 it is sufficient to show that the following inequality holds for each \bar{y} :

$$\Pr[\alpha \wedge \beta | \bar{y}] \leq \Pr[\alpha | \bar{y}] \cdot \Pr[\beta | \bar{y}]. \quad (34)$$

We will prove this statement by induction on the number of fractional variables in \bar{y} . If \bar{y} contains only integer variables, then it is clear that Inequality (34) is satisfied. Now assume that Inequality (34) is satisfied whenever \bar{y} contains at most ℓ fractional values. We will show that Inequality (34) is also satisfied when \bar{y} contains $\ell + 1$ fractional values. Let \bar{y} be such vector. Consider a single step of our algorithm, where the two variables y_i and y_j are paired. Let E_i and E_j denote the events that, respectively, y_i and y_j , is increased. Similarly, let $\bar{y}(i)$ and $\bar{y}(j)$ denote the vectors of the values of the variables $(y_i)_{i \in [m]}$ when, respectively, y_i and y_j is increased. We have:

$$\Pr[\alpha \wedge \beta | \bar{y}] = \Pr[\alpha \wedge \beta | \bar{y}(i)] \cdot \Pr[E_i] + \Pr[\alpha \wedge \beta | \bar{y}(j)] \cdot \Pr[E_j].$$

By our inductive assumption, it holds that:

$$\Pr[\alpha \wedge \beta | \bar{y}] \leq \Pr[\alpha | \bar{y}(i)] \cdot \Pr[\beta | \bar{y}(i)] \cdot \Pr[E_i] + \Pr[\alpha | \bar{y}(j)] \cdot \Pr[\beta | \bar{y}(j)] \cdot \Pr[E_j]. \quad (35)$$

Now, we consider the following cases:

Case 1: $i, j \notin S$. Observe that either the fake variable \perp is promoted to the parent node or one of the variables: y_i and y_j . Observe that irrespectively of which of the two variables is promoted to the parent, the promoted variable will always hold the same new value. Further, observe that the subsequent rounding steps do not depend on which variable has been promoted to the parent node, but only on the value of the promoted variable. Thus, the rounding within the pair of variables, y_i and y_j , affects only the probability of events including Y_i or Y_j (here we use the assumption that the tournament tree is fixed; the way in which the variables are paired does not depend on the result of rounding within the pair (y_i, y_j)). In particular, $\Pr[\alpha | \bar{y}(i)] = \Pr[\alpha | \bar{y}]$ and $\Pr[\alpha | \bar{y}(j)] = \Pr[\alpha | \bar{y}]$. We can rewrite Inequality (35) as follows:

$$\begin{aligned} \Pr[\alpha \wedge \beta | \bar{y}] &\leq \Pr[\alpha | \bar{y}] \cdot \Pr[\beta | \bar{y}(i)] \cdot \Pr[E_i] + \Pr[\alpha | \bar{y}] \cdot \Pr[\beta | \bar{y}(j)] \cdot \Pr[E_j] \\ &= \Pr[\alpha | \bar{y}] \left(\Pr[\beta | \bar{y}(i)] \cdot \Pr[E_i] + \Pr[\beta | \bar{y}(j)] \cdot \Pr[E_j] \right) \\ &= \Pr[\alpha | \bar{y}] \cdot \Pr[\beta | \bar{y}]. \end{aligned}$$

Case 2: $i, j \notin Q$. The same reasoning but applied to β rather than to α , leads to the same conclusion.

Case 3: $i \in S$ and $j \in Q$ (the case when $i \in Q$ and $j \in S$ is symmetric). As a result of rounding, one of the variables, y_i and y_j , increases, and the other one decreases. Let us analyze what happens when y_i increases and y_j decreases, i.e., when event E_i occurs. By the same reasoning as in Case 1, we infer that the fact that y_i is increased does not influence the further process of rounding other variables than y_i and y_j . At the same time when y_i is increased, it becomes more likely that this variable will eventually become one, in comparison to the case when y_j is increased:

- (i) If $y_i + y_j \geq 1$, then y_i being increased means that y_i becomes one right away.

- (ii) Otherwise, i.e., if $y_i + y_j < 1$: if y_i is increased, it is still positive so it is still possible that it will eventually become one. On the other hand, if y_j is increased, then y_i is rounded down to zero, which makes it impossible for y_i to become one.

Since the function f is nondecreasing we infer that $\Pr [\alpha|\overline{y(i)}] \geq \Pr [\alpha|\overline{y(j)}]$. The same reasoning allows us to conclude that $\Pr [\beta|\overline{y(i)}] \leq \Pr [\beta|\overline{y(j)}]$. This is summarized in the following claim:

Claim 1. $\Pr [\alpha|\overline{y(i)}] \geq \Pr [\alpha|\overline{y(j)}]$ and $\Pr [\beta|\overline{y(i)}] \leq \Pr [\beta|\overline{y(j)}]$.

At the same time:

$$\begin{aligned} \Pr [\beta|\overline{y(i)}] \cdot \Pr [E_i] + \Pr [\beta|\overline{y(j)}] \cdot \Pr [E_j] &= \Pr [\beta|\overline{y}] \\ &= \Pr [\beta|\overline{y}] (\Pr [E_i] + \Pr [E_j]). \end{aligned} \tag{36}$$

Claim 2. *It holds that:*

- (i) $\Pr [\beta|\overline{y(i)}] \Pr [E_i] \leq \Pr [\beta|\overline{y}] \Pr [E_i]$, and
- (ii) $\Pr [\beta|\overline{y(j)}] \Pr [E_j] \geq \Pr [\beta|\overline{y}] \Pr [E_j]$.

Proof of Claim 2. For the sake of contradiction, let us assume that one of these inequalities is not satisfied, say assume that $\Pr [\beta|\overline{y(i)}] \Pr [E_i] > \Pr [\beta|\overline{y}] \Pr [E_i]$. By Equality (36) we get that also $\Pr [\beta|\overline{y(j)}] \Pr [E_j] < \Pr [\beta|\overline{y}] \Pr [E_j]$. In these two conditions we can reduce the factors $\Pr [E_i]$ and $\Pr [E_j]$, respectively, and obtain that $\Pr [\beta|\overline{y(i)}] > \Pr [\beta|\overline{y}]$ and $\Pr [\beta|\overline{y(j)}] < \Pr [\beta|\overline{y}]$. By combining these two inequalities, we get that $\Pr [\beta|\overline{y(i)}] > \Pr [\beta|\overline{y(j)}]$, which contradicts Claim 1. \square

Now, we continue the proof of Theorem 2.3. We will apply Lemma 7.4 with:

- (i) $a_1 = \Pr [\alpha|\overline{y(i)}]$, $a_2 = \Pr [\alpha|\overline{y(j)}]$,
- (ii) $b_1 = \Pr [\beta|\overline{y(i)}] \Pr [E_i]$, $b_2 = \Pr [\beta|\overline{y(j)}] \Pr [E_j]$,
- (iii) $c_1 = \Pr [\beta|\overline{y}] \Pr [E_i]$, and $c_2 = \Pr [\beta|\overline{y}] \Pr [E_j]$.

($a_1 \geq a_2$ by Claim 1; $c_1 \geq b_1$ and $b_2 \geq c_2$, by Claim 2; $b_1 + b_2 = c_1 + c_2$ by Equality (36)). We get that:

$$\begin{aligned} &\Pr [\alpha|\overline{y(i)}] \cdot \Pr [\beta|\overline{y(i)}] \cdot \Pr [E_i] + \Pr [\alpha|\overline{y(j)}] \cdot \Pr [\beta|\overline{y(j)}] \cdot \Pr [E_j] \leq \\ &\Pr [\alpha|\overline{y(i)}] \cdot \Pr [\beta|\overline{y}] \cdot \Pr [E_i] + \Pr [\alpha|\overline{y(j)}] \cdot \Pr [\beta|\overline{y}] \cdot \Pr [E_j]. \end{aligned}$$

Combining the above inequality with Inequality (35), we infer that:

$$\begin{aligned} \Pr [\alpha \wedge \beta|\overline{y}] &\leq \Pr [\alpha|\overline{y(i)}] \cdot \Pr [\beta|\overline{y}] \cdot \Pr [E_i] + \Pr [\alpha|\overline{y(j)}] \cdot \Pr [\beta|\overline{y}] \cdot \Pr [E_j] \\ &= \Pr [\beta|\overline{y}] \left(\Pr [\alpha|\overline{y(i)}] \cdot \Pr [E_i] + \Pr [\alpha|\overline{y(j)}] \cdot \Pr [E_j] \right) \\ &= \Pr [\beta|\overline{y}] \cdot \Pr [\alpha|\overline{y}] \end{aligned}$$

This proves the inductive step and completes the proof. \square

8 Concluding remarks and open questions

We have introduced a new family of k -median problems, called OWA k -MEDIAN, and we have shown that our problem with the harmonic sequence of weights allows for a constant factor approximation even for general (non-metric) costs. It would be interesting to better understand the problem with the geometric sequence of weights. We have shown that, assuming $P \neq NP$, there exists no constant factor approximation for the geometric weights case if the base of the exponent is less than $1/e$. It remains an open problem to decide approximability of the geometric case with milder weight drop ratio.

In the analysis of our approximation algorithm for HARMONIC k -MEDIAN, we used the fact that the dependent rounding procedure satisfies Binary Negative Association.

The use of Binary Negative Association in the analysis of algorithms based on dependent rounding opens some new research directions. We proved that adaptive adversary may cause that distribution of variables is not Binary Negative Associated (so also not Negative Associated). It remains unclear if Binary Negative Association would still hold in a slightly more general setting, where pairs are selected by an oblivious adversary.

Using approximation and randomized algorithms for finding winners of elections requires some comment. In this paper we provided a (randomized) approximation algorithm for the minimization variant of PROPORTIONAL APPROVAL VOTING (PAV). As we argued in the introduction, the multiwinner election rules such as PAV have many applications in the voting theory, recommendation systems and in resource allocation. We also demonstrated the applications of these rules in variants of facility location problems. Using (randomized) approximation algorithms in such scenarios is clearly justified. However, even for other high-stake domains, such as political elections, the use of approximation algorithms is a promising direction. One approach is to view an approximation algorithm as a new, full-fledged voting rule (for more discussion on this, see the works of Caragiannis et al. [7, 8], Skowron et al. [36], and Elkind et al. [16]). In fact, the use of randomized algorithms in this context has been advocated in the literature as well—e.g., one can arrange an election where each participant is allowed to suggest a winning committee, and the best out of the suggested committees is selected; in such case having a good approximation algorithm gives some guarantees on the quality of the outcome of elections (for a more detailed discussion on this topic, see [36])¹. Nonetheless, we think that one important direction is to look at whether our algorithm can be efficiently derandomized.

Acknowledgments.

We thank Ola Svensson and Aravind Srinivasan for their helpful and insightful comments.

J. Byrka was supported by the National Science Centre, Poland, grant number 2015/18/E/ST6/00456. P. Skowron was supported by a Humboldt Research Fellowship for Postdoctoral Researchers. K. Sornat was supported by the National Science Centre, Poland, grant number 2015/17/N/ST6/03684.

¹Indeed, approximation algorithms for many election rules have been extensively studied in the literature. In the world of single-winner rules, there are already very good approximation algorithms known for the Kemeny's rule [1, 11, 27] and for the Dodgson's rule [33, 23, 7, 17, 8]. A hardness of approximation has been proven for the Young's rule [7]. For the multiwinner case we know good (randomized) approximation algorithms for Minimax Approval Voting [12], Chamberlin–Courant rule [36], Monroe rule [36], or maximization variant of PAV [35].

References

- [1] N. Ailon, M. Charikar, and A. Newman. Aggregating inconsistent information: Ranking and clustering. *Journal of the ACM*, 55(5):Article 23, 2008.
- [2] A. Auger and B. Doerr. *Theory of randomized search heuristics: Foundations and recent developments*. World Scientific Publishing, 2011.
- [3] H. Aziz, M. Brill, V. Conitzer, E. Elkind, R. Freeman, and T. Walsh. Justified representation in approval-based committee voting. *Social Choice and Welfare*, 2017. Online First.
- [4] H. Aziz, S. Gaspers, J. Gudmundsson, S. Mackenzie, N. Mattei, and T. Walsh. Computational aspects of multi-winner approval voting. In *Proceedings of the 14th International Conference on Autonomous Agents and Multiagent Systems*, pages 107–115, 2015.
- [5] M. Brill, J-F. Laslier, and P. Skowron. Multiwinner Approval Rules as Apportionment Methods. In *Proceedings of the 31st AAAI Conference on Artificial Intelligence*, pages 414–420, 2017.
- [6] J. Byrka, T. Pensyl, B. Rybicki, A. Srinivasan, and K. Trinh. An improved approximation for k -median, and positive correlation in budgeted optimization. In *Proceedings of the 26th Annual ACM-SIAM Symposium on Discrete Algorithms*, pages 737–756, 2015.
- [7] I. Caragiannis, J. Covey, M. Feldman, C. Homan, C. Kaklamanis, N. Karanikolas, A. Procaccia, and J. Rosenschein. On the approximability of Dodgson and Young elections. *Artificial Intelligence*, 187:31–51, 2012.
- [8] I. Caragiannis, C. Kaklamanis, N. Karanikolas, and A. Procaccia. Socially desirable approximations for Dodgson’s voting rule. *ACM Transactions on Algorithms*, 10:(Paper #6), 2014.
- [9] B. Chamberlin and P. Courant. Representative deliberations and representative decisions: Proportional representation and the Borda rule. *American Political Science Review*, 77(3):718–733, 1983.
- [10] M. Charikar, S. Guha, É. Tardos, and D.B. Shmoys. A constant-factor approximation algorithm for the k -median problem. *Journal of Computer and System Sciences*, 65(1):129–149, 2002.
- [11] D. Coppersmith, L. Fleisher, and A. Rurda. Ordering by weighted number of wins gives a good ranking for weighted tournaments. *ACM Transactions on Algorithms*, 6(3):Article 55, 2010.
- [12] M. Cygan, Ł. Kowalik, A. Socała, and K. Sornat. Approximation and parameterized complexity of minimax approval voting. In *Proceedings of the 31st AAAI Conference on Artificial Intelligence*, pages 459–465, 2017.
- [13] I. Dinur and D. Steurer. Analytical approach to parallel repetition. In *Proceedings of the 46th ACM Symposium on Theory of Computing*, pages 624–633, 2014.
- [14] D. P. Dubhashi, J. Jonasson, and D. Ranjan. Positive influence and negative dependence. *Combinatorics, Probability and Computing*, 16(1):29–41, 2007.

- [15] C. Dwork, R. Kumar, M. Naor, and D. Sivakumar. Rank aggregation methods for the web. In *Proceedings of the 10th International World Wide Web Conference*, pages 613–622. ACM Press, March 2001.
- [16] E. Elkind, P. Faliszewski, P. Skowron, and A. Slinko. Properties of multiwinner voting rules. *Social Choice and Welfare*, 48(3):599–632, 2017.
- [17] P. Faliszewski, E. Hemaspaandra, and L. Hemaspaandra. Multimode control attacks on elections. *Journal of Artificial Intelligence Research*, 40:305–351, 2011.
- [18] P. Faliszewski, J. Sawicki, R. Schaefer, and M. Smolka. Multiwinner voting in genetic algorithms for solving illposed global optimization problems. In *Proceedings of the 19th International Conference on the Applications of Evolutionary Computation*, pages 409–424, 2016.
- [19] R. Gandhi, S. Khuller, S. Parthasarathy, and A. Srinivasan. Dependent rounding and its applications to approximation algorithms. *Journal of the ACM*, 53(3):324–360, 2006.
- [20] M. Garey and D. Johnson. *Computers and Intractability: A Guide to the Theory of NP-Completeness*. W. H. Freeman and Company, 1979.
- [21] M. Hajiaghayi, W. Hu, J. Li, S. Li, and B. Saha. A constant factor approximation algorithm for fault-tolerant k -median. In *Proceedings of the 25th Annual ACM-SIAM Symposium on Discrete Algorithms*, pages 1–12, 2014.
- [22] D.S. Hochbaum and D.B. Shmoys. A best possible heuristic for the k -center problem. *Mathematics of Operations Research*, 10(2):180–184, 1985.
- [23] C. Homan and L. Hemaspaandra. Guarantees for the success frequency of an algorithm for finding Dodgson-election winners. *Journal of Heuristics*, 15(4):403–423, 2009.
- [24] K. Joag-Dev and F. Proschan. Negative association of random variables with applications. *The Annals of Statistics*, 11(1):286–295, 1983.
- [25] T. Kanungo, D.M. Mount, N.S. Netanyahu, C.D. Piatko, R. Silverman, and A.Y. Wu. A local search approximation algorithm for k -means clustering. *Computational Geometry*, 28(2-3):89–112, 2004.
- [26] N. Karmarkar. A New Polynomial-Time Algorithm for Linear Programming. *Combinatorica*, 4(4):373–396, 1984.
- [27] C. Kenyon-Mathieu and W. Schudy. How to rank with few errors. In *Proceedings of the 39th ACM Symposium on Theory of Computing*, pages 95–103. ACM Press, June 2007.
- [28] D. Kilgour. Approval balloting for multi-winner elections. In J. Laslier and R. Sanver, editors, *Handbook on Approval Voting*, pages 105–124. Springer, 2010.
- [29] J. Kleinberg, C. Papadimitriou, and P. Raghavan. Segmentation problems. *Journal of the ACM*, 51(2):263–280, March 2004.
- [30] J. B. Kramer, J. Cutler, and A. J. Radcliffe. Negative dependence and srinivasan’s sampling process. *Combinatorics, Probability and Computing*, 20(3):347–361, 2011.
- [31] T. Lu and C. Boutilier. Budgeted social choice: From consensus to personalized decision making. In *Proceedings of the 22nd International Joint Conference on Artificial Intelligence*, pages 280–286, 2011.

- [32] T. Lu and C. Boutilier. Value directed compression of large-scale assignment problems. In *Proceedings of the 29th AAAI Conference on Artificial Intelligence*, pages 1182–1190, 2015.
- [33] J. McCabe-Dansted, G. Pritchard, and A. Slinko. Approximability of Dodgson’s rule. *Social Choice and Welfare*, 31(2):311–330, 2008.
- [34] B. Monroe. Fully proportional representation. *American Political Science Review*, 89(4):925–940, 1995.
- [35] P. Skowron, P. Faliszewski, and J. Lang. Finding a collective set of items: From proportional multirepresentation to group recommendation. *Artificial Intelligence*, 241:191–216, 2016.
- [36] P. Skowron, P. Faliszewski, and A. Slinko. Achieving fully proportional representation: Approximability result. *Artificial Intelligence*, 222:67–103, 2015.
- [37] A. Srinivasan. Distributions on level-sets with applications to approximation algorithms. In *Proceedings of the 42nd IEEE Symposium on Foundations of Computer Science*, pages 588–597, 2001.
- [38] C. Swamy and D.B. Shmoys. Fault-tolerant facility location. *ACM Transactions on Algorithms*, 4(4):51:1–51:27, 2008.
- [39] T. N. Thiele. Om flerfoldsvælg. In *Oversigt over det Kongelige Danske Videnskabernes Selskabs Forhandlinger*, pages 415–441. 1895.
- [40] R. Yager. On ordered weighted averaging aggregation operators in multicriteria decision-making. *IEEE Transactions on Systems, Man and Cybernetics*, 18(1):183–190, 1988.