
Quantitative Polarimetry: A Unified Model of Dust Grain Alignment by Magnetic Radiative Torques

Thiem Hoang

THIEMHOANG@KASI.RE.KR

Korea Astronomy and Space Science Institute, Daejeon, Korea

Abstract

Polarization of optical starlight and far-infrared thermal dust emission due to alignment of interstellar grains offers a powerful window to study magnetic fields in the various astrophysical environments, from the diffuse interstellar medium to accretion disks surrounding young stars. Precision cosmology requires accurate model of Galactic dust polarization for the first detection of Cosmic Microwave Background (CMB) B-modes signal. Such an accurate model is only achieved when a quantitative theory of grain alignment that links grain alignment efficiency with local physical conditions and dust properties is developed and tested. In this paper, we review the successful development of such a quantitative alignment theory, focusing on a unified model of grain alignment based on radiative torques and magnetic relaxation for dust grains incorporated with iron inclusions. We discuss the implication of the unified alignment model for interpreting the latest observational results by *Planck* and *ALMA*.

1. Introduction

The discovery of starlight polarization, more than 65 years ago (Hall 1949; Hiltner 1949) demonstrated that interstellar grains are aspherical and aligned with interstellar magnetic fields. The alignment of dust grains opened a new window into studying the magnetic fields, including the magnetic field topology and strength through starlight polarization (Davis & Greenstein 1951; Chandrasekhar & Fermi 1953) and polarized thermal dust emission (Hildebrand 1988), in various astrophysical environments. Moreover, polarized thermal emission from aligned grains is a significant Galactic foreground source contaminating cosmic microwave background (CMB) radiation (Dunkley et al. 2009; Planck Collaboration et al. 2014). It is the most critical challenge to CMB B-mode studies as demonstrated by the joint BICEP2/Keck and Planck data analysis (Ade et al. 2015).

The problem of grain alignment has proven to be one of the longest standing problems in astrophysics. Over the six decades, a number of grain alignment mechanisms have been proposed (see Lazarian

2007 and Lazarian et al. 2015 for reviews). The initial paradigm of grain alignment is based on the paramagnetic relaxation theory (Davis & Greenstein 1951). Some substantial extensions or modifications were suggested to the Davis-Greenstein mechanism. However, an alternative alignment paradigm, based on radiative torques (RATs), has now become the favored mechanism to explain and predict grain alignment in various environmental conditions (Lazarian & Hoang 2007a; Hoang & Lazarian 2008; Hoang & Lazarian 2009a;b). We note that this mechanism was first proposed by Dolginov & Mitrofanov (1976) and subsequently quantified for several irregular grain shapes by Draine & Weingartner (1996; 1997) and Weingartner & Draine (2003). The first analytical model of RAT alignment is presented by Lazarian & Hoang (2007a).

Observational evidence for RAT alignment is abundant and becoming increasingly available (Andersson & Potter 2007; Whittet et al. 2008; Andersson & Potter 2010; Matsumura et al. 2011; Andersson et al. 2011; Reissl et al. 2016). Some fundamental properties of RAT alignment are observationally tested. For instance, the dependence of alignment on anisotropy direction of radiation have been tested and confirmed by observations (Andersson & Potter 2010; Andersson et al. 2011; Vaillancourt & Andersson 2015). The loss of grain alignment toward starless cores because of the reduction of radiation intensity is observed by a number of groups (Alves et al. 2014; Jones et al. 2014). Evidence for enhancement in grain alignment by pinwheel torques was recently observed (Andersson et al. 2013) and successfully reproduced by numerical modeling (Hoang et al. 2015). We refer interested readers to two recent reviews for extended discussions of modern understanding of interstellar grain alignment (Lazarian et al. 2015; Andersson et al. 2015).

Modern cosmology with CMB polarization requires an accurate model of thermal dust polarization to enable reliable separation of galactic foreground contamination from the polarized CMB signal. We believe that an accurate model of polarized dust emission is achieved only when it is based on solid physics of grain alignment and tested physical properties of

Proceedings of the Star Formation in Different Environments, ICISE, Quy Nhon, Vietnam, 2016. PSFDE: volume 01. Copyright 2016 by the author(s).

interstellar dust. Therefore, it is crucial to calculate the degree of grain alignment to be used for modeling of foreground polarization (cf. [Draine & Fraisse 2009](#)). In addition, understanding of the grain alignment is necessary for reliably estimating magnetic fields with the Chandrasekhar - Fermi technique (see [Falceta-Gonçalves et al. 2008](#) for a newer edition of the technique).

Most of previous works on RAT alignment deal with ordinary paramagnetic grains ([Draine & Weingartner 1997](#); [Hoang & Lazarian 2008](#); [Hoang & Lazarian 2009a;b](#)), which is based on the assumption that iron atoms are distributed diffusely within silicate grains. Numerous observations, including the recent one ([Altobelli et al. 2016](#)), indicate that interstellar grains likely contain iron inclusions. The presence of iron clusters can significantly enhance the grain magnetic susceptibility, and grains become *superparamagnetic* material ([Jones & Spitzer 1967](#)). The question of whether iron inclusions occur only in big silicate grains or both big silicate and carbon grains is still uncertain. Moreover, it is also suggested that there might be an additional dust component of grains that contain iron inclusions in addition to paramagnetic silicate and carbonaceous components ([Dwek 2016](#)). *Therefore, it is necessary to formulate a quantitative alignment model for grains containing iron clusters.*

The first work that combines the effect of iron inclusions and RATs was presented by [Lazarian & Hoang \(2008\)](#). The authors found that the enhanced paramagnetic relaxation can convert a high-J repeller point induced by RATs into a high-J attractor point. Recently, [Hoang & Lazarian \(2016b\)](#) conducted an extensive study on *Magnetically enhanced RAT alignment*, which we term MRAT mechanism, and demonstrated that grains with iron inclusions can reach perfect alignment. The detailed description of the MRAT mechanism is shown in Section 2.3.

Recent *Planck* results ([Planck Collaboration et al. 2015](#)) show a high degree of dust polarization, up to 20%, for the diffuse interstellar medium (ISM). Inverse modeling of starlight polarization usually requires perfect alignment of silicate grains to reproduce the maximum polarization degree ([Draine & Fraisse 2009](#); [Hoang et al. 2014](#)). This raises some challenge for the traditional RAT mechanism, but this issue can easily be reconciled by efficient alignment of grains with iron inclusions ([Hoang & Lazarian 2016b](#)). In particular, far infrared-submm polarization observations (e.g., by ALMA and EVLA) are able to probe very dense regions where dust coagulation can produce very large grains (i.e., up to cm). For such very large

grains in high density conditions, ordinary paramagnetic grains are expected to have slow Larmor precession, such that grains tend to align with the anisotropic radiation direction. If grains contain iron inclusions, the magnetic susceptibility is significantly enhanced, leading to stronger coupling to the magnetic field and deeper probe of magnetic fields into the disk. An extended discussion is presented in Section 3.

2. Modern Theory of Interstellar Grain Alignment

2.1. Paramagnetic relaxation alignment for nanoparticles and small grains

Interstellar dust grains contain iron atoms that are usually assumed to be diffusely distributed throughout the grain, leading to ordinary paramagnetic material. In an external magnetic field, a rotating paramagnetic grain undergoes paramagnetic relaxation, which dissipates the grain rotational energy and results in the alignment of grain angular momentum with the magnetic field ([Davis & Greenstein 1951](#)). Paramagnetic relaxation initially was proposed to explain the alignment of interstellar large grains. However, latter it was shown that paramagnetic relaxation is not efficient because grains are randomized by thermal collisions. Nevertheless, numerical calculations by [Hoang et al. \(2014\)](#) demonstrate that paramagnetic relaxation can only produce low degree of alignment for small grains. Future observations in the UV wavelengths will be valuable to test the paramagnetic alignment of small grains.

For tiny particles or nanoparticles, the Barnett effect acting within rapidly spinning grains, results in *resonance paramagnetic relaxation* ([Lazarian & Draine 2000](#)). Previous theoretical predictions using the resonance relaxation mechanism show that the polarization degree of spinning dust emission can be up to a few percents around 10GHz and falls to below 1% at $\nu > 20\text{GHz}$ ([Hoang et al. 2013](#)). Therefore, this polarized spinning dust emission appears to be a challenge for the detection of CMB B-mode signal, because simulations ([Remazeilles et al. 2016](#)) show that a level of 1% spinning dust polarization would affect the CMB B-mode detection. The spinning dust polarization is predicted to be within a few percents ([Hoang et al. 2013](#); [Hoang et al. 2016](#)) if nanoparticles are aligned by resonance paramagnetic relaxation. Recently, it was suggested that quantization effect of vibrational energy within nanoparticles may suppress the energy transfer from the rotational system to the vibrational system, reducing the degree of magnetic alignment ([Draine & Hensley 2016](#)). Meanwhile, it

was suggested that Faraday braking can facilitate the dissipation of rotational energy of diamagnetic grains that enhances internal alignment (Papoular 2016).

2.2. Quantitative Theory: Radiative Torque Alignment for Paramagnetic Grains

The key idea of quantitative polarimetry is first to identify what physical parameters the alignment efficiency, R , namely Raleigh reduction factor (Greenberg 1968) depends on and calculate the value R vs. grain size for arbitrary local physical conditions. Next, modeling of dust polarization using R is carried out for realistic environments, and the results can be directly tested with observations. After a long history of more than six decades, a quantitative theory of grain alignment is eventually achieved (see Lazarian et al. 2015 for a complete review). Below, we review first the classical alignment mechanism and then the modern quantitative alignment model based on radiative torques.

The quantitative study of RAT alignment for ordinary paramagnetic grains was initiated in a series of papers, starting with Lazarian and Hoang (Lazarian & Hoang 2007a, hereafter LH07) where an analytical model (AMO) of RAT alignment was introduced. In the AMO, the radiative torques are approximately described by analytical torque components Q_{e1} and Q_{e2} , which are the torque components parallel and perpendicular to the anisotropic radiation direction. The alignment of paramagnetic grains is dominated by radiative torques, and can be described by the ratio $q^{\max} = \max(Q_{e1})/\max(Q_{e2})$.

The analytical model was the basis for further theoretical studies in (Lazarian & Hoang 2007b; Lazarian & Hoang 2008; Hoang & Lazarian 2008 (HL08); Hoang & Lazarian 2009a,b, hereafter HL09ab). In the case of steady motion where only rotational damping due to gas collisions is considered, (i.e., rotational excitations is disregarded), we found that RATs tend to align ordinary paramagnetic grains at attractor points with low magnitude of angular momentum (so-called low- J attractor points), and/or attractor points with high angular momentum (so-called high- J attractor points).

The parameter space for radiative alignment was identified in LH07 for the combination of q^{\max} and the angle ψ between the direction of the radiation anisotropy and the magnetic field. There exists a narrow window in which the high- J attractors is present, and the alignment can be perfect. The grains with the parameters outside this parameter space were found to be aligned at the low- J attractor point and were shown to be not perfectly aligned. For this generic feature,

the degree of radiative alignment can be modeled by a parameter f_{hi} —the fraction of grains aligned at high- J attractor points, which allows quantitative predictions of the polarization by RAT alignment for various astrophysical conditions (Hoang & Lazarian 2014; Hoang et al. 2015). This approach allows us to predict the polarization spectrum as a function of local physical parameters (gas density and radiation field), but the link to dust properties (e.g., magnetic properties) is not treated.

The quantitative studies of radiative torques in LH07 and HL08 also show that, in the absence of high- J attractor points, the degree of alignment is unlikely to exceed 30% (HL08). Both pinwheel torques due to H₂ formation (HL09a) and iron inclusions (LH07b) are suggested to enhance the radiative alignment efficiency. The radiative alignment also predicts that in the presence of strong anisotropic radiation field, the alignment occurs with respect to the radiation direction if the radiative precession is faster than the Larmor precession around the magnetic field.

2.3. Quantitative Theory: Magnetic Radiative Torque Alignment for Grains with Iron Inclusions

With the goal to linking the alignment efficiency to the magnetic property of dust grains that contains iron inclusions, Hoang & Lazarian (2016b) (hereafter HL16) have developed a unified model of grain alignment. This model deals with RAT alignment of grains with enhanced magnetic susceptibility due to iron inclusions, which we term MRAT mechanism. Grains with sufficiently large fraction of iron inclusions can get aligned with high- J attractor points, achieving a high degree of alignment. Using our analytical model of RATs, we derive the critical value of the magnetic relaxation parameter $\delta_m = \tau_{\text{gas}}/\tau_{\text{mag}}$ to produce high- J attractor points as functions of q^{\max} and the anisotropic radiation angle relative to the magnetic field ψ , where τ_{gas} and τ_{mag} are the gas damping and magnetic relaxation times, respectively.

HL16 find that if about 10% of total iron abundance present in silicate grains are forming iron clusters, it is sufficient to produce high- J attractor points for all reasonable values of q^{\max} . Figure 1 shows the contours of $\delta_{m,\text{cri}}$ required to produce high- J attractor points in the plane of ψ and q^{\max} . For a wide range of explored parameters of q^{\max} and ψ , high- J attractor points are present for $\delta_{m,\text{cri}} \leq 10$, except for the case $\psi = 45^\circ$. For instance, for $\psi = 0$, higher δ_m is required to have high- J attractors for smaller q^{\max} . It is noted that the condition in Figure 1 is applicable to any value of a .

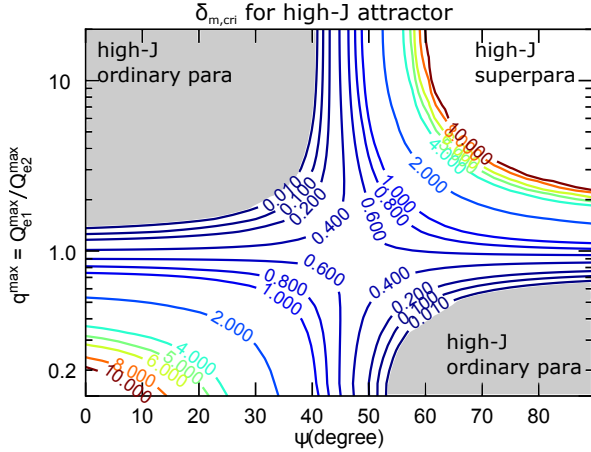


Figure 1. Contours of the critical value of magnetic relaxation parameter required to produce high-J attractor points, $\delta_{m,cri}$, in the plane of ψ and q^{\max} . Shaded areas indicate the existence of high-J attractor points produced by RATs even for ordinary paramagnetic grains (i.e., no need of magnetic relaxation). White areas indicate the space where the high-J attractor points are only produced in the presence of magnetic relaxation. High-J attractors is universal for $\delta_{m,cri} > 10$.

Moreover, the result is independent on the anisotropy γ , provided that $\gamma \neq 0$.

To calculate the degree of grain alignment as a function of local physical parameters and dust properties, numerical simulations of MRAT alignment are carried out, accounting for stochastic excitations from gas collisions and magnetic fluctuations (HL16). We show that large grains can achieve perfect alignment when the high-J attractor point is present, regardless of the values of q^{\max} . Figure 3 shows the dependence of R on the grain size a for different values of q^{\max} at $\psi = 0^\circ$. It can be seen that the values of R increase with increasing a . For the largest magnetic relaxation parameter considered, i.e., $\delta_m = 30$, the $a \geq 0.1 \mu m$ grains are perfectly aligned (upper bound) for all values of q^{\max} considered, whereas smaller grains of $a = 0.05$ and $0.08 \mu m$ are less efficiently aligned.

For ordinary paramagnetic case, the values of R are dependent on q^{\max} . For $a = 0.05 - 0.08 \mu m$, we found that, even $\delta_m \gg 1$, those small grains never reach perfect alignment. This can be explained by the fact that the latter, smaller grains are not rotating suprathermally because of weaker RATs. Moreover, for the case of $\psi = 60^\circ$, we do not have perfect alignment of $a = 0.1 \mu m$ because those grains only rotate at thermal rates. Furthermore, the parameter space for the dependence of R vs. a is quite broad for the RATs with $q^{\max} = 0.5$ and 1, and it becomes very focused

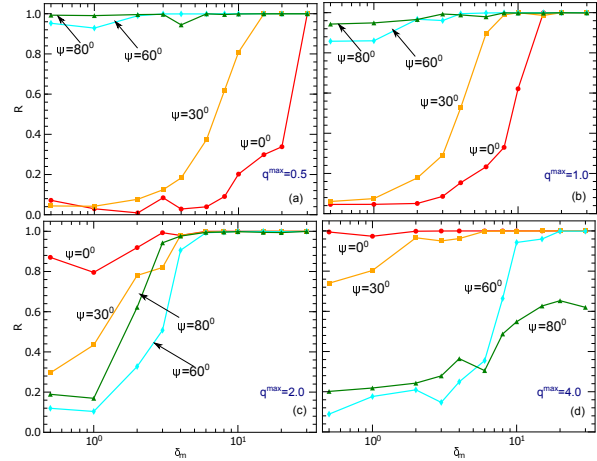


Figure 2. Variation of the Rayleigh reduction factor R with δ_m for $\psi = 0, 30, 60, 80^\circ$ and $q^{\max} = 0.5, 1, 2, 4$ (panels (a)-(d)). The MRAT alignment is nearly perfect for the largest δ_m where the alignment has high-J attractor points, such that all grains eventually become aligned. Grain size $a = 0.2 \mu m$ is considered.

for the two other cases of $q^{\max} = 2$ and 4.

Figure 2 shows the dependence of R on δ_m for the different values of q^{\max} for grains of size $a = 0.2 \mu m$. For $q^{\max} = 0.5$ and 1, the MRAT is almost perfect for $\psi = 60^\circ$ and 80° for all values of δ_m , whereas the perfect alignment is only achieved with large value of δ_m for $\psi = 0^\circ$ and 30° . This arises directly from Figure 1 that the high-J attractor points are present at $\psi \geq 60^\circ$ even with low values of δ_m . For $q^{\max} = 2$ and 4, the same happens with $\psi = 0^\circ$ and 30° . For all cases of q^{\max} , the MRAT alignment becomes perfect for $\delta_m \geq 30$ (panels (a)-(c)). For the case of $q^{\max} = 4$, the value R for $\psi = 80^\circ$ cannot reach perfect alignment because grains do not rotate suprathermally at this large angle between the radiation and the magnetic field.

3. Implications of the Unified Alignment Theory for Observations

3.1. The diffuse interstellar medium

Recent results by *Planck* (Planck Collaboration et al. 2015) show a high polarization degree up to 20% for the diffuse interstellar medium (ISM). Inverse modeling of starlight polarization usually requires perfect alignment of silicate grains to reproduce the maximum possible polarization (Draine & Fraisse 2009; HLM14). This raises some challenge for the classical RAT mechanism described in LH07a. The results there show that the RAT alignment can easily reach

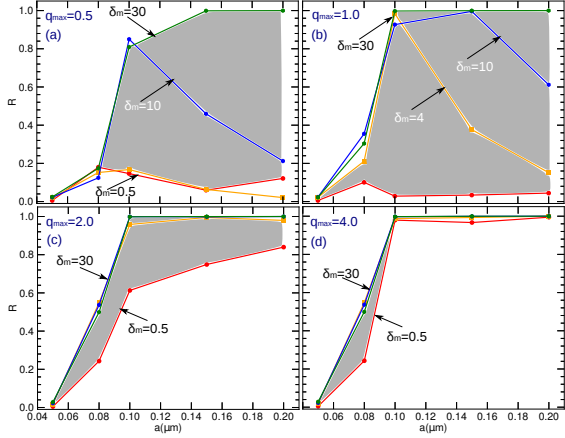


Figure 3. Dependence of R on the grain size a . Big grains ($a \geq 0.1\mu\text{m}$) are mostly perfectly aligned for $\delta_m \geq 30$, while grains $a < 0.1\mu\text{m}$ tend to increase with a . The results for $\psi = 0^\circ$ are shown.

perfect if the high- J attractor point is present (also HL08). In contrast, without high- J attractor points, the degree of alignment is only 20 – 30% (see Figure 2). This, by itself, does not disqualify RATs from explaining the observed alignment. First of all, the existence of the high- J attractor point depends on the q^{max} parameter of grains, but its distribution is uncertain for irregular interstellar grains. Moreover, in the absence of high- J attractor points, the degree of alignment still can be significantly increased if grains are also subject to suprathreshold torques and the evidence of this effect has been claimed in observations (Andersson et al. 2013).

The MRAT scenario (Hoang & Lazarian 2016b) provides a promising explanation for the perfect alignment of dust grains, which is supported by the increasing evidence of iron inclusions in big dust grains (e.g., Altobelli et al. 2016). If the MRAT scenario is confirmed, this will have important consequences for interpreting the observational data in environment conditions beyond the diffuse ISM, including molecular clouds, dense cores, circumstellar disk, and cometary coma.

3.2. Probing magnetic fields in protoplanetary disks with aligned grains

Large grains can be aligned by RATs in accretion disks (Cho & Lazarian 2007). There, however, the observations were not showing good correspondence with theoretical predictions (see Hughes et al. 2009). The results were also critically analyzed in a recent study (Hoang & Lazarian 2014). Two reasons that are responsible for lower degrees of alignment of grains, in-

cluding the failure of the internal relaxation to bring the grain angular momentum \mathbf{J} to align with the axis of the maximum moment of inertia $\hat{\mathbf{a}}_1$ and the slow Larmor precession of \mathbf{J} about the magnetic field compared to randomization by gas collisions in the accretion disks. The former effect does not completely suppress the RAT alignment (Hoang & Lazarian 2009a), but makes the alignment more selective in terms of the grains that can be aligned. The effect of the reduced Larmor precession within very large grains destroys the alignment with respect to the magnetic field.

Interestingly, recent observations of submm/mm polarization by ALMA reveal strong polarization of thermal dust from disks. It is suggested that the self-scattering by large grains is responsible for such a high polarization (Kataoka et al. 2015), although alignment of large grains is also suggested. Now let us evaluate the maximum size of dust grains that can be aligned with respect to the magnetic field in the light of our unified model of grain alignment.

Following HL16, the largest grain size that the alignment still occurs with the magnetic field \mathbf{B} is estimated to be

$$a_{\text{ali,B}} < 436 \frac{N_{\text{cl},5} \phi_{\text{sp},-2} B_3}{n_{10} T_2^{1/2} \Gamma_{\parallel}} \mu\text{m}, \quad (1)$$

where N_{cl} is the number of iron atoms per cluster, spanning ~ 20 to 10^5 (Jones & Spitzer 1967), $B_3 = B/10\text{mG}$, $n_{10} = n_{\text{H}}/10^{10}\text{cm}^{-3}$, $T_2 = T_{\text{gas}}/100\text{K}$, and Γ_{\parallel} is the geometry parameter of unity order. Here, $N_{\text{cl},5} = N_{\text{cl}}/10^5$, n_{H} and T_{gas} are gas density and temperature.

For accretion disks with $B \sim 10\text{mG}$ (Girart et al. 2006) and $T_{\text{gas}} \sim 25\text{K}$ (Chiang & Goldreich 1997), we expect to have alignment of very big grains with the magnetic field in the disk interior for $a_{\text{ali,B}} \sim 218 N_{\text{cl},5} / n_{10} \mu\text{m}$. For a typical flared disk around T-Tauri stars, the density at radius d is $n_{\text{H}} \sim 10^9 (d/100\text{AU})^{-39/14} \exp(-z^2/2H^2) \text{cm}^{-3}$ with H the scale height and z the distance from the disk plane (Hoang & Lazarian 2014). Therefore, grains as large as $a_{\text{ali,B}} \sim 2\text{mm}$ can be aligned in the disk-plane at distance $d > 100\text{AU}$. At disk radius $d = 50\text{AU}$, grains up to $a_{\text{ali,B}} \sim 0.5\text{mm}$ can be aligned with the magnetic field in the disk plane; at height $z \sim 2H$, this upper size increases to $a_{\text{ali,B}} \sim 4\text{mm}$. We note that a slightly different conclusion is obtained recently (Tazaki et al. 2017) because they chose a low value of $N_{\text{cl}} = 10^3$, compared to $N_{\text{cl}} = 10^5$ adopted in HL16.

For the similar conditions of T-Tauri disks aforementioned, we expect Barnett relaxation is important only for small grains upto $a_{\text{ali,Bar}} \sim 0.5\mu\text{m}$ at radius $d >$

100 AU. Nevertheless, grains with inefficient internal relaxation may still be aligned with the magnetic field by strong RATs (Hoang & Lazarian 2009a). Therefore, the potential of alignment of the millimeter-sized grains with the magnetic field in the accretion disks remains feasible if grains are incorporated with iron inclusions and the magnetic field strength is about mG. This prediction is recently confirmed by detailed modeling of polarization from aligned grains in accretion disks (Tazaki et al. 2017).

3.3. Towards self-consistent modeling of dust polarization for the CMB B-modes quest

The development of a unified grain alignment theory has important implications for CMB B-mode studies. Apart from being the dominant source of polarized thermal emission via electric dipole mechanism for the frequencies larger than 300 GHz, grains with iron inclusions can also be responsible for magnetic dipole emission at lower frequencies (Draine & Hensley 2013; Hoang & Lazarian 2016a). The latter emission mechanism is closely related to magnetic inclusions in grains, which are the inclusions that are invoked for the MRAT alignment. This emission, if its magneto-dipole nature is confirmed, can be used to constrain the abundance and properties of the magnetic inclusions that are appealed to within the MRAT mechanism.

Polarized thermal dust emission is shown to be the most crucial challenge for detection of CMB B-modes, thus an accurate model of dust polarization is urgently needed. The size-dependence degree of grain alignment is an essential ingredient for modeling the polarization spectrum of thermal dust emission and magnetic dust emission (MDE). We have obtained such a size-dependence degree of alignment from simulations using AMO, which relates directly the degree of alignment with the magnetic susceptibility, radiation fields, and local environmental conditions. It will be used to construct a self-consistent model of magnetic dipole emission and polarization spectrum.

4. Conclusions and Future Perspectives

For the first time, a quantitative theory of grain alignment based on radiative torques is developed and tested with observations. Such a theory allows us to predict alignment efficiency as function of dust properties and local physical parameters, which paves the way for self-consistent modeling of multiwavelength dust polarization. This has great significance for precision CMB B-mode studies as well as more realistic understanding of magnetic fields in star formation processes. In particular, iron inclusions in big grains

can increase the upper cutoff of grain size that are still coupled to the magnetic field due to fast Larmor precession. This allows using mm-polarimetry (e.g., with ALMA and EVLA) to probe magnetic fields in protoplanetary disks and study its role on planet formation. Nevertheless, to disentangle the polarization from aligned grains from self-scattering in the protoplanetary disks, detailed physical modeling and multi-wavelength observations are needed (Kataoka et al. 2015; Yang et al. 2016).

Although observations establish that iron is depleted into interstellar dust, the exact form of dust-phase iron is still uncertain. Future observational studies should focus on testing whether iron inclusions are incorporated in big dust grains or present as free-flier nanoparticles in the ISM. Interestingly, the latest experiment (Kimura et al. 2017) reveals that pure iron grains are rare due to low sticky probability, suggesting that iron is more likely present in dust grains as inclusions/compounds instead of being free-fliers. Moreover, dust grains with iron inclusions may be an independent dust component from silicate, carbonaceous grains (Dwek 2016). We note that the fraction of grains with iron inclusions as well as the level of iron inclusions likely vary in the ISM, thus the perfect alignment is not expected throughout the ISM, resulting in the scatter in the polarization efficiency seen by observations (e.g., *Planck* satellite).

Iron inclusions are also suggested to induce grain alignment in cometary coma as observed by *Rosetta* satellite (Kolokolova et al. 2016). Similar to RATs, iron inclusions are found to enhance alignment by mechanical torques for some irregular shapes (Hoang, Cho, & Lazarian, in preparation).

There are still important questions on grain alignment that need to be addressed. Those include: Are grains with iron inclusions independent of paramagnetic grains? Can carbonaceous grains with iron inclusions be aligned? What is the residual alignment efficiency of nanoparticles/ultrasmall grains? What is the alignment efficiency of very large (mm) grains without internal relaxation?

References

- Ade, P. A. R., Aghanim, N., Ahmed, Z., et al. 2015, PRL, 114, 101301
- Altobelli, N., Postberg, F., Fiege, K., et al. 2016, Science, 352, 312
- Alves, F. O., Frau, P., Girart, J. M., et al. 2014, A&A, 569, L1
- Andersson, B.-G., Lazarian, A., & Vaillancourt,

- J. E. 2015, *Annual Review of Astronomy and Astrophysics*, 53, 501
- Andersson, B.-G., Pintado, O., Potter, S. B., Straizys, V., & Charcos-Llorens, M. 2011, *A&A*, 534, 19
- Andersson, B.-G., & Potter, S. B. 2007, *ApJ*, 665, 369
- Andersson, B.-G., & Potter, S. B. 2010, *ApJ*, 720, 1045
- Andersson, B.-G., Piirola, V., De Buizer, J., et al. 2013, *ApJ*, 775, 84
- Chandrasekhar, S., & Fermi, E. 1953, *ApJ*, 118, 113
- Chiang, E. I., & Goldreich, P. 1997, *ApJ*, 490, 368
- Cho, J., & Lazarian, A. 2007, *ApJ*, 669, 1085
- Davis, L. J., & Greenstein, J. L. 1951, *ApJ*, 114, 206
- Dolginov, A. Z., & Mitrofanov, I. G. 1976, *Ap&SS*, 43, 291
- Draine, B. T., & Fraisse, A. A. 2009, *ApJ*, 696, 1
- Draine, B. T., & Hensley, B. 2013, *ApJ*, 765, 159
- Draine, B. T., & Hensley, B. S. 2016, *ApJ*, 831, 59
- Draine, B. T., & Weingartner, J. C. 1996, *ApJ*, 470, 551
- Draine, B. T., & Weingartner, J. C. 1997, *ApJ*, 480, 633
- Dunkley, J., Amblard, A., Baccigalupi, C., et al. 2009, in *AIP Conf. Proc., CMB Polarization Workshop: Theory and Foregrounds: CMBPol Mission Concept Study*, ed. S. Dodelson, D. Baumann, A. Cooray et al. (Melville, NY: AIP), 222
- Dwek, E. 2016, *ApJ*, 825, 136
- Falceta-Gonçalves, D., Lazarian, A., & Kowal, G. 2008, *ApJ*, 679, 537
- Girart, J. M., Rao, R., & Marrone, D. P. 2006, *Science*, 313, 812
- Greenberg, J. M. 1968, *Nebulae and interstellar matter*. Edited by Barbara M. Middlehurst; Lawrence H. Aller. Library of Congress Catalog Card Number 66-13879. Published by the University of Chicago Press, 221
- Hall, J. S. 1949, *Science*, 109, 166
- Hildebrand, R. H. 1988, *Royal Astronomical Society*, 29, 327
- Hiltner, W. A. 1949, *Nature*, 163, 283
- Hoang, T., & Lazarian, A. 2008, *MNRAS*, 388, 117
- Hoang, T., & Lazarian, A. 2009a, *ApJ*, 697, 1316
- Hoang, T., & Lazarian, A. 2009b, *ApJ*, 695, 1457
- Hoang, T., & Lazarian, A. 2014, *MNRAS*, 438, 680
- Hoang, T., & Lazarian, A. 2016b, *ApJ*, 831, 159
- Hoang, T., & Lazarian, A. 2016a, *ApJ*, 821, 91
- Hoang, T., Lazarian, A., & Andersson, B.-G. 2015, *MNRAS*, 448, 1178
- Hoang, T., Lazarian, A., & Martin, P. G. 2013, *ApJ*, 779, 152
- Hoang, T., Lazarian, A., & Martin, P. G. 2014, *ApJ*, 790, 6
- Hoang, T., Vinh, N. A., & Quynh Lan, N. 2016, *ApJ*, 824, 18
- Hughes, A. M., Wilner, D. J., Cho, J., et al. 2009, *ApJ*, 704, 1204
- Jones, R. V., & Spitzer, L. 1967, *ApJ*, 147, 943
- Jones, T. J., Bagley, M., Krejny, M., Andersson, B.-G., & Bastien, P. 2014, *AJ*, 149, 1
- Kataoka, A., Muto, T., Momose, M., et al. 2015, *ApJ*, 809, 78
- Kimura, Y., Tanaka, K. K., Nozawa, T., 2017, *Science*, 3:e1601992
- Kolokolova, L., Koenders, C., Goetz, C., et al. 2016, *MNRAS*, 462, S422
- Lazarian, A. 2007, *J. Quant. Spectrosc. Rad. Trans.*, 106, 225
- Lazarian, A., Andersson, B.-G., & Hoang, T. 2015, in *Polarimetry of stars and planetary systems*, ed. L. Kolokolova, J. Hough, & A.-C. Levasseur-Regourd (New York:Cambridge University Press), 81
- Lazarian, A., & Draine, B. T. 2000, *ApJ*, 536, L15
- Lazarian, A., & Hoang, T. 2007a, *MNRAS*, 378, 910
- Lazarian, A., & Hoang, T. 2007b, *ApJ*, 669, L77
- Lazarian, A., & Hoang, T. 2008, *ApJ*, 676, L25
- Matsumura, M., Kameura, Y., Kawabata, K. S., et al. 2011, *PASJ*, 63, L43
- Papoular, R. 2016, *Monthly Notices of the Royal Astronomical Society*, 457, 1626
- Planck Collaboration, Adam, R., Ade, P. A. R., & et al. 2014, [arXiv:1409.5738](https://arxiv.org/abs/1409.5738), 5738
- Planck Collaboration, Ade, P. A. R., Aghanim, N., Alina, D., & et al. 2015, *Astronomy and Astrophysics*, 576, A104
- Reissl, S., Wolf, S., & Brauer, R. 2016, [arXiv:1604.05305](https://arxiv.org/abs/1604.05305), [arXiv:1604.05305](https://arxiv.org/abs/1604.05305)
- Remazeilles, M., Dickinson, C., Eriksen, H. K. K., & Wehus, I. K. 2016, *MNRAS*, 458, 2032
- Tazaki, R., Lazarian, A., & Nomura, H. 2017, [arXiv.org](https://arxiv.org/abs/1708.00000)
- Vaillancourt, J. E., & Andersson, B.-G. 2015, *ApJL*, 812, L7
- Weingartner, J. C., & Draine, B. T. 2003, *ApJ*, 589, 289
- Whittet, D. C. B., Hough, J. H., Lazarian, A., & Hoang, T. 2008, *ApJ*, 674, 304
- Yang, H., Li, Z.-Y., Looney, L. W., et al. 2016, *Monthly Notices of the Royal Astronomical Society*, 460, 4109