

Excited state mass spectra, Decay properties and Regge trajectories of charm and charm-strange mesons

Virendrasinh Kher^{1,2} Nayneshkumar Devlani¹ Ajay Kumar Rai^{2*}

¹ Applied Physics Department, Polytechnic, The M.S. University of Baroda, Vadodara 390002, Gujarat, India

² Department of Applied Physics, Sardar Vallabhbhai National Institute of Technology, Surat 395007, Gujarat, India

Abstract: The framework of a phenomenological quark-antiquark potential (Coulomb plus linear confinement) model with a Gaussian wave function is used for detailed study of masses of the ground, orbitally and radially excited states of heavy-light $Q\bar{q}$, ($Q = c, q = u/d, s$) mesons. We incorporate a $\mathcal{O}(1/m)$ correction to the potential energy term and relativistic corrections to the kinetic energy term of the Hamiltonian. The spin-hyperfine, spin-orbit and tensor interactions incorporating the effect of mixing are employed to obtain the pseudoscalar, vector, radially and orbitally excited state meson masses. The Regge trajectories in the (J, M^2) and (n_r, M^2) planes for heavy-light mesons are investigated with their corresponding parameters. Leptonic and radiative leptonic decay widths and corresponding branching ratios are computed. The mixing parameters are also estimated. Our predictions are in good agreement with experimental results as well as lattice and other theoretical models.

Key words: Charm meson Strange meson Potential model

PACS: 12.39.Jh, 12.40.Yx, 13.20.Gd, 13.20.Fc

1 Introduction

The discovery of many new excited states of D and D_S mesons through experiments by BABAR, BELLE and CLEO have ignited interest in the properties of these mesons [1]. Many theoretical models have made spectroscopic assignments to these states. Quite recently, LHCb has been able to discover and measure the properties of these excited states [2–6]. This has re-ignited interest in the spectroscopy of these heavy-light mesons, as one expects that with the availability of higher energy and luminosity beams at the LHC and higher luminosity at the SuperKEKB e^+e^- collider, more new states will be observed [7]. There are certainly open questions regarding the nature of several orbitally excited states. For example, the $D_{S_0}^*(2317)$ and $D_{S_1}(2460)$ are predicted to be heavier than experimentally measured [1, 8]. This indicates that these may not fit into conventional quark anti-quark bound states but could instead be candidates for exotic states.

The interpretation of the newly observed excited states, whether as conventional $Q\bar{q}$ heavy-light quark bound states or more exotic structures, is of great significance. Their weak and electromagnetic decays often provide help for identification and assignment of the J^{PC}

values. Furthermore, steady progress is being done in lattice calculations, and masses for various low-lying states have already been calculated [9].

Many theoretical schemes have been employed to understand the spectroscopic properties of the D and D_S mesons. The ground state 1^3S_1 and 1^1S_0 have been estimated quite accurately. However, for $L = 1$, state disparities exist between theoretical estimates and experimental measurements. In this article, we employ a potential model based approach to understand the open charm heavy-light mesons. The validity of a potential model in the light quark sector is certainly questionable and in the case of heavy-light mesons, the presence of a light quark warrants a relativistic treatment.

In this paper, with a view to improving the methodology of the potential model, we incorporate corrections to the potential energy part of the Hamiltonian besides the kinetic energy part, and use a unified scheme for both mesons. We investigate the Regge trajectories in the (J, M^2) and (n_r, M^2) planes (M is the mass, J is the total angular momentum and n_r is the radial quantum number of the meson state), which is important for illustrating the nature of current and future experimentally observed heavy-light mesons [10–12].

Leptonic and radiative leptonic decay widths are cal-

1) E-mail: vkhher@gmail.com

2) E-mail: nayneshdev@gmail.com

3) E-mail: raiajayk@gmail.com

culated for D and D_s mesons, as well as mixing parameters for the D meson, are estimated in the present scheme. The radiative leptonic decays of heavy-light mesons are important, as the strong interaction is involved only in one hadronic external state, which only occurs within the initial particle. The helicity is suppressed because this decay rate is proportional to the square of the lepton mass (m_l^2). The helicity suppression can be compensated by the presence of one photon in the final state. It thus opens a window for studying the effect of strong interactions in the decay [13].

The article is organized as follows. We present the details of the theoretical framework for the calculation of mass spectra in Section 2.1 and 2.2, leptonic and radiative leptonic decays in Section 2.3, and mixing parameters for the D meson in Section 2.4. Results for the mass spectra, leptonic, and radiative leptonic decays for both the D and D_s meson, as well as mixing parameters for the D meson, are discussed in Section 3. The Regge trajectories in the (J, M^2) and (n_r, M^2) planes are in Section 3.1. Finally, we draw our conclusion in Section-4.

2 Methodology

2.1 Cornell potential with $\mathcal{O}(\frac{1}{m})$ corrections

For the study of the heavy-light mesons, we employ the following Hamiltonian [10, 11, 14].

$$H = \sqrt{\mathbf{p}^2 + m_Q^2} + \sqrt{\mathbf{p}^2 + m_{\bar{q}}^2} + V(\mathbf{r}); \quad (1)$$

where \mathbf{p} is the relative momentum of the quark-antiquark, m_Q is the mass of the heavy quark, $m_{\bar{q}}$ is the mass of the light anti-quark, and $V(\mathbf{r})$ is the quark-antiquark potential, which can be written as [15],

$$V(r) = V^{(0)}(r) + \left(\frac{1}{m_Q} + \frac{1}{m_{\bar{q}}} \right) V^{(1)}(r) + \mathcal{O}\left(\frac{1}{m^2}\right) \quad (2)$$

$V^{(0)}$ is the Cornell like potential [16],

$$V^{(0)}(r) = -\frac{\alpha_c}{r} + Ar + V_0 \quad (3)$$

where A is a potential parameter and V_0 is a constant. $\alpha_c = (4/3)\alpha_S(M^2)$; $\alpha_S(M^2)$ is the strong running coupling constant. The non-perturbative form of $V^{(1)}(r)$ is not yet known, but leading order perturbation theory yields

$$V^{(1)}(r) = -C_F C_A \alpha_s^2 / 4r^2 \quad (4)$$

where $C_F = 4/3$ and $C_A = 3$ are the Casimir charges of the fundamental and adjoint representation respectively [15].

For the present study, we use the Ritz variational scheme. The confining interaction plays an important role in the heavy-light mesons. Based on the results

outlined in Refs. [10] and [11], a Gaussian wave function is most suitable for the present study of heavy-light mesons. Thus to obtain the expectation values of the Hamiltonian we employ a Gaussian wave function. These wave functions are taken from the solution of the relativistic Hamiltonian, as described in Ref. [17] (and references therein). The authors of that article have used these wave functions for the study of light, heavy-light and heavy-heavy flavoured mesons. The Gaussian wave function in position space has the form

$$R_{nl}(\mu, r) = \mu^{3/2} \left(\frac{2(n-1)!}{\Gamma(n+l+1/2)} \right)^{1/2} (\mu r)^l \times e^{-\mu^2 r^2 / 2} L_{n-1}^{l+1/2}(\mu^2 r^2) \quad (5)$$

and in momentum space has the form

$$R_{nl}(\mu, p) = \frac{(-1)^n}{\mu^{3/2}} \left(\frac{2(n-1)!}{\Gamma(n+l+1/2)} \right)^{1/2} \left(\frac{p}{\mu} \right)^l \times e^{-p^2 / 2\mu^2} L_{n-1}^{l+1/2} \left(\frac{p^2}{\mu^2} \right). \quad (6)$$

Here, μ is the variational parameter and L is a Laguerre polynomial.

For a chosen value of A , the variational parameter μ is determined for each state using the Virial theorem [18],

$$\langle K.E. \rangle = \frac{1}{2} \left\langle \frac{rdV}{dr} \right\rangle. \quad (7)$$

Since the quarks within the heavy-light mesons are relativistic, a non-relativistic approach is not justified. Therefore, for the K.E., we expand the kinetic energy of the quarks from the Hamiltonian equation (1), retaining powers up to $\mathcal{O}(\mathbf{p}^{10})$, to incorporate the relativistic correction. This allows one to extend the potential model approach to heavy-light systems. In the series expansion of kinetic energy, for $v < c$, the effect of the higher order terms of the momentum $\mathbf{p}^{2n} (n > 2)$ is very small compared to \mathbf{p}^2 . Even more, the higher order terms have poor convergence. The expansion term up to \mathbf{p}^4 does not have a lower bound and the powers of \mathbf{p} have canceling contributions, as terms with \mathbf{p}^4 and \mathbf{p}^8 are negative whereas \mathbf{p}^6 and \mathbf{p}^{10} terms are positive. So, the usable expansion to incorporate the relativistic effect is up to $\mathcal{O}(\mathbf{p}^{10})$ [19]. We employ a position space Gaussian wave function to obtain the expectation value of the potential energy part in the Virial theorem, while the momentum space wave function has been used to obtain the kinetic energy part.

Since the interaction potential does not contain spin-dependent terms, the expectation value of the Hamiltonian yields spin-averaged mass. The ground state spin-averaged mass is matched with the PDG value by fixing the potential constant V_0 . The spin-averaged mass for the ground state is computed using the equation [20],

$$M_{SA} = M_P + \frac{3}{4}(M_V - M_P) \quad (8)$$

where M_V and M_P are the vector and pseudoscalar meson ground state masses. Using this value of V_0 and A , we calculate S , P and D -state wave spin-averaged masses of D and D_S mesons, as listed in Table (2). For the comparison for the nJ state, we compute the spin-average or the center of weight mass from the respective theoretical values as [20]:

$$M_{CW,n} = \frac{\sum_J(2J+1)M_{nJ}}{\sum_J(2J+1)} \quad (9)$$

where $M_{CW,n}$ denotes the spin-averaged mass of the n state and M_{nJ} represents the mass of the meson in the nJ state.

The value of the QCD coupling constant, potential parameter and the value of the constant V_0 for D and D_s mesons are given in Table (1). The quark masses are $m_{u/d} = 0.46 \text{ GeV}$, $m_c = 1.40 \text{ GeV}$, and $m_s = 0.586 \text{ GeV}$. The quark masses are chosen so as to reproduce the ground state masses of the D and D_s mesons. The value of the charm quark mass m_c chosen in the present work is somewhat lower than that used by most authors in the literature. A higher value of m_c causes the mass spectra to overestimate, but the spectrum can be revised if one uses a confinement potential based on screening instead of the usual linear confining employed here. See for example references [21?, 22].

2.2 Spin-dependent potential

The spin-dependent part of the usual one-gluon exchange potential (OGE) between the quark and anti-quark for computing the hyperfine and spin-orbit shifting of the low-lying S , P and D -states is given by [23–25]

$$\begin{aligned} V_{SD}(\mathbf{r}) = & \left(\frac{\mathbf{L} \cdot \mathbf{S}_Q}{2m_Q^2} + \frac{\mathbf{L} \cdot \mathbf{S}_{\bar{q}}}{2m_{\bar{q}}^2} \right) \left(-\frac{dV^{(0)}(r)}{rdr} + \frac{8}{3}\alpha_S \frac{1}{r^3} \right) + \\ & \frac{4}{3}\alpha_S \frac{1}{m_Q m_{\bar{q}}} \frac{\mathbf{L} \cdot \mathbf{S}}{r^3} + \frac{4}{3}\alpha_S \frac{2}{3m_Q m_{\bar{q}}} \mathbf{S}_Q \cdot \mathbf{S}_{\bar{q}} 4\pi\delta(\mathbf{r}) \\ & + \frac{4}{3}\alpha_S \frac{1}{m_Q m_{\bar{q}}} \left\{ 3(\mathbf{S}_Q \cdot \mathbf{n})(\mathbf{S}_{\bar{q}} \cdot \mathbf{n}) - \right. \\ & \left. (\mathbf{S}_Q \cdot \mathbf{S}_{\bar{q}}) \right\} \frac{1}{r^3}, \quad \mathbf{n} = \frac{\mathbf{r}}{r} \end{aligned} \quad (10)$$

where $V^0(r)$ is the phenomenological potential, the first term accounts for the relativistic corrections to the potential $V^0(r)$, the second term accounts for the spin orbital interaction, the third term is the usual spin-spin interaction part which is responsible for pseudoscalar and vector meson splitting, and the fourth term stands for the tensor interaction.

For a meson with unequal quark masses, mass eigenstates are constructed by jj coupling. The angular momentum of the heavy quark is described by its spin \mathbf{S}_Q , and that of the light degrees of freedom is described by $\mathbf{j}_{\bar{q}} = \mathbf{s}_{\bar{q}} + \mathbf{L}$, where $\mathbf{s}_{\bar{q}}$ is the light quark spin and \mathbf{L} is the orbital angular momentum of the light quark. The quantum numbers \mathbf{S}_Q and $\mathbf{j}_{\bar{q}}$ are individually conserved. The quantum numbers of the excited $\mathbf{L} = 1$ states are formed by combining \mathbf{S}_Q and $\mathbf{j}_{\bar{q}}$. For $\mathbf{L} = 1$ we have $\mathbf{j}_{\bar{q}} = 1/2$ ($\mathbf{J} = 0, 1$) and $\mathbf{j}_{\bar{q}} = 3/2$ ($\mathbf{J} = 1, 2$) states. These states are denoted as 3P_0 , ${}^1P_1'$ ($\mathbf{j}_{\bar{q}} = 1/2$), 1P_1 ($\mathbf{j}_{\bar{q}} = 3/2$) and 3P_2 in the case of the D and D_S meson.

Independently of the total spin J projection, one has

$$|{}^{2L+1}L_{L+1}\rangle = |J=L+1, S=1\rangle \quad (11)$$

$$\begin{aligned} |{}^{2L+1}L_L\rangle = & \sqrt{\frac{L}{L+1}} |J=L, S=1\rangle + \\ & \sqrt{\frac{L+1}{2L+1}} |J=L, S=0\rangle \end{aligned} \quad (12)$$

$$\begin{aligned} |{}^{2L-1}L_L\rangle = & \sqrt{\frac{L+1}{2L+1}} |J=L, S=1\rangle - \\ & \sqrt{\frac{L}{2L+1}} |J=L, S=0\rangle \end{aligned} \quad (13)$$

where $|J, S\rangle$ are the state vectors with the given values of the total quark spin given by $\mathbf{S} = \mathbf{s}_{\bar{q}} + \mathbf{S}_Q$, so that the potential terms of the order of $1/m_{\bar{q}}m_Q$, $1/m_Q^2$, lead to the mixing of the levels with the different $j_{\bar{q}}$ values at the given J values. The tensor forces (the last term in equation (10)) are equal to zero at $L=0$ or $S=0$.

The heavy-heavy flavored meson states with $J=L$ are mixtures of spin-triplet $|{}^3L_L\rangle$ and spin-singlet $|{}^1L_L\rangle$ states: $J=L=1, 2, 3, \dots$

$$|\psi_J\rangle = |{}^1L_L\rangle \cos\phi + |{}^3L_L\rangle \sin\phi \quad (14)$$

$$|\psi'_J\rangle = -|{}^1L_L\rangle \sin\phi + |{}^3L_L\rangle \cos\phi \quad (15)$$

where ϕ is the mixing angle and the primed state has the heavier mass. Such mixing occurs due to the non-diagonal spin-orbit and tensor terms in Equation (10). The masses of the physical states were obtained by diagonalizing the mixing matrix obtained using equation (10) [25].

2.3 Leptonic and Radiative Leptonic Branching Fractions

The leptonic branching fractions for the (1^1S_0) mesons are obtained using the formula

$$BR = \Gamma \times \tau \quad (16)$$

where Γ (leptonic decay width) is given by [26],

$$\Gamma(D/D_S^+ \rightarrow l^+ \nu_l) = \frac{G_F^2}{8\pi} f_{D/D_S}^2 |V_{cd/cs}|^2 m_l^2 \times \left(1 - \frac{m_l^2}{M_{D/D_S}^2}\right)^2 M_{D/D_S} \quad (17)$$

For the calculation of the radiative leptonic decay widths of $D^- \rightarrow \gamma l \bar{\nu}$, ($l = e, \mu$) and $D_S \rightarrow \gamma l \bar{\nu}$, ($l = e, \mu$) width, we employ Equations (18) and (20) respectively [27].

$$\Gamma(D^- \rightarrow \gamma l \bar{\nu}) = \frac{\alpha G_F^2 |V_{cd}|^2}{2592\pi^2} f_{D^-}^2 m_{D^-}^3 [x_d + x_c]; \quad (18)$$

where

$$x_d = \left(3 - \frac{m_{D^-}}{m_d}\right)^2, \quad x_c = \left(3 - 2\frac{m_{D^-}}{m_c}\right)^2 \quad (19)$$

$$\Gamma(D_s \rightarrow \gamma l \bar{\nu}) = \frac{\alpha G_F^2 |V_{cs}|^2}{2592\pi^2} f_{D_s}^2 m_{D_s}^3 [x_s + x_c]; \quad (20)$$

where

$$x_s = \left(3 - \frac{m_{D_s}}{m_s}\right)^2, \quad x_c = \left(3 - 2\frac{m_{D_s}}{m_c}\right)^2. \quad (21)$$

The decay constants for the calculation of leptonic and radiative leptonic branching fractions were obtained from the Van-Royen-Weisskopf formula, incorporating a first order QCD correction factor [28],

$$f_{P/V}^2 = \frac{12 |\psi_{P/V}(0)|^2}{M_{P/V}} \bar{C}^2(\alpha_S), \quad (22)$$

where $\bar{C}^2(\alpha_S)$ is the QCD correction factor given by [29]:

$$\bar{C}^2(\alpha_S) = 1 - \frac{\alpha_S}{\pi} \left[2 - \frac{m_Q - m_{\bar{q}}}{m_Q + m_{\bar{q}}} \ln \frac{m_Q}{m_{\bar{q}}} \right]. \quad (23)$$

For the calculation of the leptonic and radiative leptonic decay width and corresponding branching fractions using Equation (16), we take $\tau_D = 0.410$ ps and $\tau_{D_S} = 0.5$ ps [1], and employ the calculated values of the pseudoscalar decay constants (in GeV) $f_{D_{cor}} = 0.165$, $f_D = 0.247$ for the D meson and $f_{D_{S_{cor}}} = 0.217$, $f_{D_S} = 0.324$ for the D_s meson, with and without QCD correction respectively using the masses obtained from Tables (3) and (4).

2.4 Mixing parameters

In the Standard Model, the transitions $D_q^0 - \bar{D}_q^0$ and $\bar{D}_q^0 - D_q^0$ occur due to the weak interaction. The neutral D mesons mix with their antiparticles, leading to

oscillations between the mass eigenstates [1]. Following notation introduced in Ref. [1] and assuming CPT conservation throughout, in each system, the light (L) and heavy (H) mass eigenstates,

$$|D_q^{L,H}\rangle = \frac{1}{\sqrt{1 + |(q/p)_q|^2}} \left(|D_q\rangle \pm (q/p)_q |\bar{D}_q\rangle \right) \quad (24)$$

have a mass difference $\Delta m_q = m_H - m_L > 0$, and a total decay width difference $\Delta\Gamma_q = \Gamma_L - \Gamma_H$. The time evolution of the neutral D meson doublet is described by the Schrodinger equation [30, 31]

$$i \frac{d}{dt} \begin{pmatrix} D_q \\ \bar{D}_q \end{pmatrix} = \left[\begin{pmatrix} M_{11}^q & M_{12}^{q*} \\ M_{12}^q & M_{11}^q \end{pmatrix} - \frac{i}{2} \begin{pmatrix} \Gamma_{11}^q & \Gamma_{12}^{q*} \\ \Gamma_{12}^q & \Gamma_{11}^q \end{pmatrix} \right] \begin{pmatrix} D_q \\ \bar{D}_q \end{pmatrix} \quad (25)$$

Here, the two 2×2 matrices are a consequence of CPT invariance. The expressions for the off-diagonal elements of the mass and the decay matrices are [32]

$$M_{12} = -\frac{G_F^2 m_W^2 \eta_D m_{D_q} B_{D_q} f_{D_q}^2}{12\pi^2} S_0(m_s^2/m_W^2) (V_{us}^* V_{cs})^2 \quad (26)$$

$$\Gamma_{12} = \frac{G_F^2 m_c^2 \eta'_D m_{D_q} B_{D_q} f_{D_q}^2}{8\pi} [(V_{us}^* V_{cs})^2] \quad (27)$$

where G_F is the Fermi constant, m_W is the W boson mass, m_c is the mass of the c quark, and m_D , f_{D_q} and B_{D_q} are the D^0 mass, the weak decay constant and the bag parameter, respectively. The known function $S_0(x_t)$ can be approximated very well by $0.784x_t^{0.76}$ [33], and V_{ij} are the elements of the CKM matrix. The parameters η_D and η'_D correspond to the gluonic corrections.

Theoretically, the hadron lifetime (τ_B) is related to Γ_{11}^q ($\tau_{B_q} = 1/\Gamma_{11}^q$), while the observables Δm_q and $\Delta\Gamma_q$ are related to M_{12}^q and Γ_{12}^q as[1]

$$\Delta m_q = 2 |M_{12}^q| \quad (28)$$

and

$$\Delta\Gamma_q = 2 |\Gamma_{12}^q| \quad (29)$$

The integrated oscillation rate (χ_q) is the probability of observing a \bar{D} meson in a jet initiated by a \bar{c} quark, as the mass difference Δm is a measure of the frequency of the change from a D^0 into a \bar{D}^0 or vice versa.

In the absence of CP violation, we have the time-integrated mixing rate for semi-leptonic decays as

$$R_M \simeq \frac{1}{2} (x_q^2 + y_q^2). \quad (30)$$

Table 1. Potential parameters.

| Meson | α_c | $A (GeV^2)$ | $V_0 (GeV)$ |
|-------|------------|-------------|-------------|
| D | 0.731 | 0.122 | -0.199 |
| D_s | 0.633 | 0.137 | -0.169 |

Table 2. Spin average S-P-D-wave masses of the D and D_s mesons (in GeV).

| Meson | State | μ | M_{SA} | Expt[1] | [7] | [12] | [34] | [10, 11] | [35] |
|-------|-------|-------|----------|---------|-------|-------|-------|----------|-------|
| D | 1S | 0.390 | 1.975 | 1.975 | 2.000 | 1.975 | 1.973 | 1.975 | 1.974 |
| | 2S | 0.281 | 2.636 | 2.613 | 2.628 | 2.619 | 2.586 | 2.586 | 2.616 |
| | 3S | 0.233 | 3.225 | | 3.100 | 3.087 | 2.936 | 3.104 | |
| | 4S | 0.206 | 3.778 | | 3.490 | 3.474 | 3.208 | 3.510 | |
| | 5S | 0.187 | 4.310 | | 3.820 | 3.815 | | | |
| | 1P | 0.309 | 2.440 | 2.434 | 2.473 | 2.414 | 2.426 | 2.448 | 2.420 |
| | 2P | 0.247 | 3.027 | | 2.948 | 2.986 | 3.020 | 2.949 | 2.920 |
| | 3P | 0.215 | 3.575 | | 3.348 | 3.405 | 3.105 | | |
| | 1D | 0.276 | 2.779 | | 2.830 | 2.834 | 2.707 | 2.768 | 2.733 |
| | 2D | 0.231 | 3.338 | | 3.229 | 3.293 | 3.014 | 3.207 | 3.175 |
| D_s | 1S | 0.477 | 2.076 | 2.076 | 2.091 | 2.075 | 2.074 | 2.076 | 2.072 |
| | 2S | 0.339 | 2.709 | | 2.717 | 2.720 | 2.706 | 2.713 | 2.695 |
| | 3S | 0.282 | 3.261 | | 3.222 | 3.236 | 3.076 | 3.175 | |
| | 4S | 0.249 | 3.772 | | 3.568 | 3.665 | 3.356 | 3.567 | |
| | 5S | 0.227 | 4.260 | | 3.898 | 4.044 | | | |
| | 1P | 0.368 | 2.542 | 2.514 | 2.563 | 2.537 | 2.538 | 2.540 | 2.511 |
| | 2P | 0.296 | 3.090 | | 3.034 | 3.119 | 2.954 | 3.026 | 2.991 |
| | 3P | 0.259 | 3.595 | | 3.430 | 3.569 | 3.255 | | |
| | 1D | 0.326 | 2.871 | | 2.912 | 2.950 | 2.850 | 2.852 | 2.814 |
| | 2D | 0.276 | 3.383 | | 3.310 | 3.436 | 3.161 | 3.277 | 3.236 |
| 3D | 0.246 | 3.869 | | 3.661 | | | | | |

Ref. [10] for the D meson and Ref. [11] for the D_s meson

3 Results and Discussion

The spin averaged masses for the S, P and D states are tabulated in Table (2), and are in good agreement with experimental as well as other theoretical model predictions. The calculated values of the mass spectra of the D and D_s mesons are listed in Tables (3 and 4). We follow the spectroscopic notation $n^{2S+1}L_J$ in the tables. The results obtained using the present framework are improved in comparison to the previous calculations outlined in Ref. [10, 11]. The mass spectra of charmed and charmed-strange mesons are also shown graphically in Figs. (1) and (2). The obtained results for charmed

mesons are close to the experimental measurements, especially for excited states. The charmed-strange meson spectra are also close to the experimental measurements, but the 1^3P_0 state for the D_s meson is overestimated by about 120 MeV.

The calculated results of leptonic branching fractions and radiative leptonic decay widths for the D and D_s mesons are tabulated in Tables (5) and (6) respectively. The calculated results of leptonic branching fractions show that the predictions are fairly close to the experimental results. The obtained results of leptonic branching fractions for the D_s meson are slightly underesti-

mated with respect to experimental observations.

In the literature, various methods are used to calculate the radiative leptonic decay rates and branching ratios. In Ref. [36], $Ds \rightarrow l\bar{\nu}\gamma$ is calculated in a non-relativistic quark model, and the branching ratio obtained is of the order 10^{-4} . In Ref. [37], with the perturbative QCD approach, it is found that the branching ratio of $D_s^+ \rightarrow e^+\bar{\nu}\gamma$ is of the order of 10^{-3} and $D^+ \rightarrow e^+\bar{\nu}\gamma$ of the order of 10^{-4} . In Ref. [38], the light front quark model estimate is of the order of 10^{-6} and in the non-relativistic constituent quark model, the branching ratio of $D^- \rightarrow l\bar{\nu}\gamma$ is of the order of 10^{-6} and $D_s^- \rightarrow l\bar{\nu}\gamma$ of the order of 10^{-5} [27]. In the factorization approach it is found to be of the order 10^{-5} for D meson [13, 39–41]. In the present work the branching ratios are of the order of 10^{-6} in both the cases. All the various approaches give

different branching ratios in the range of the order 10^{-3} to 10^{-6} .

For the estimation of the mixing parameters x_q , y_q , χ_q and R_M , we use $\eta_D = 0.86$, $\eta'_D = 0.21$, and the gluonic correction to the oscillation is given by Ref. [42, 43]. The bag parameter $B_{D_q} = 1.34$ is taken from the lattice result of [44], while the pseudoscalar mass (M_{D_q}) and the pseudoscalar decay constant (f_{D_q}) of the charmed mesons are taken from our present study. The values of m_s (0.1 GeV), m_W (80.399 GeV), the experimental average lifetime of the D meson, and the CKM matrix elements V_{us} (0.22522) and V_{cs} (0.97427), are taken from the Particle Data Group [1]. The calculated mixing parameters x_q , y_q , χ_q and R_M are tabulated in Table (7), along with the experimental results. Our results are in accordance with the BaBar(2010) experimental results.

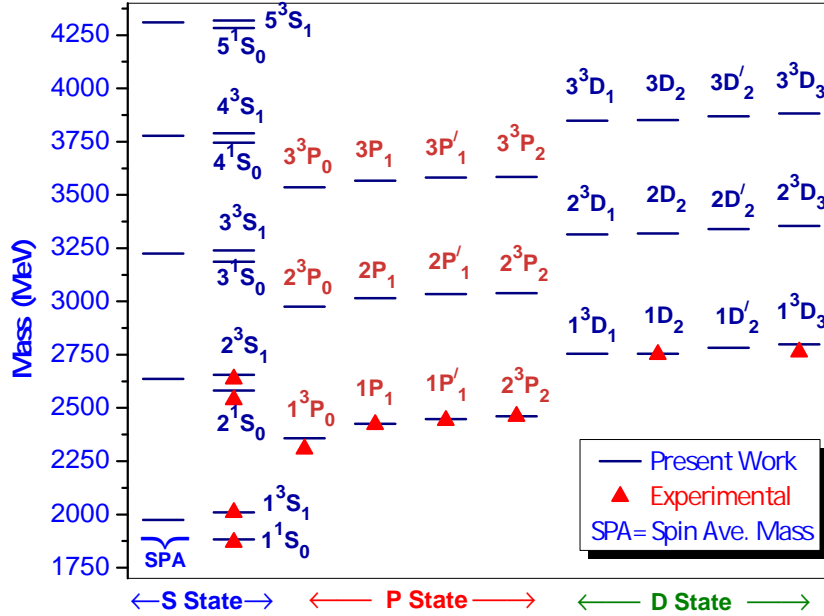


Fig. 1. Mass spectrum of charmed mesons.

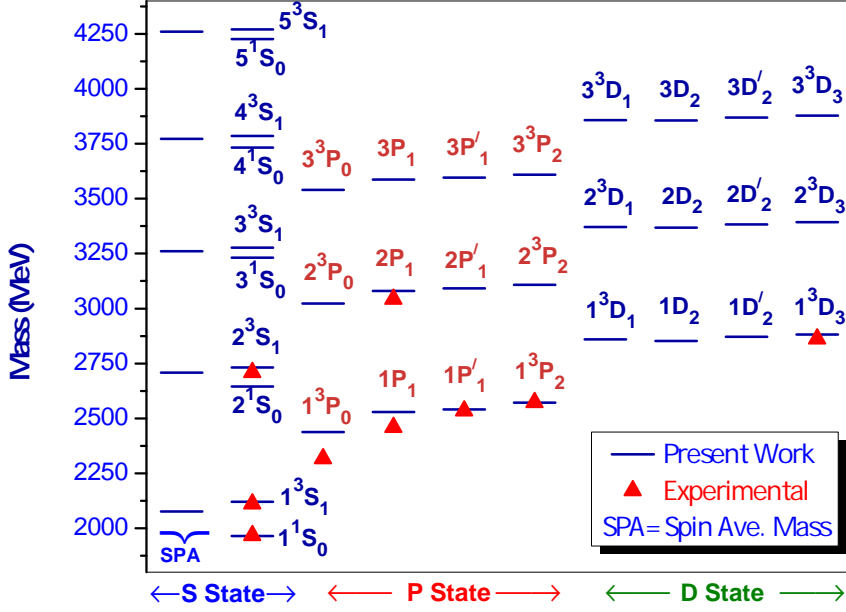


Fig. 2. Mass spectrum of charmed-strange mesons.

3.1 Regge trajectories

We construct the Regge trajectories in the (J, M^2) and (n_r, M^2) planes using our calculated masses for both orbitally and radially excited heavy-light mesons. We use the following definitions [12];

a) The (J, M^2) Regge trajectory:

$$J = \alpha M^2 + \alpha_0 \quad (31)$$

b) The (n_r, M^2) Regge trajectory:

$$n_r \equiv n - 1 = \beta M^2 + \beta_0; \quad (32)$$

where α, β , are the slopes and α_0, β_0 , are the intercepts.

We plot the Regge trajectories in the (J, M^2) plane for mesons with natural ($P = (-1)^J$) and unnatural

($P = (-1)^{J-1}$) parity as shown in Figs. (3-6). The Regge trajectories in the (n_r, M^2) plane are presented in Figs. (7-10). The calculated masses are shown by hollow squares and the available experimental data are given by dots with the corresponding meson names. Straight lines were obtained by χ^2 fit of the calculated values.

The fitted slopes and intercepts of the Regge trajectories are given in Tables (8,9). From comparison of the slopes in Tables (8,9,10), we see that the slope values of α are larger than the slope values of β . The ratio of the mean of α and β is 1.69 and 1.57 for the D and D_s mesons respectively. We see that the calculated heavy-light meson masses fit nicely to the linear trajectories in both planes and are almost parallel to and equidistant with each other.

Table 3. Mass spectrum of the D mesons (in GeV).

| State $n^{2S+1}L_J$ | J^P | Present work | Expt.[1] | LATTICE[9] | [7] | [10] | [12] | [34] | [45] | [35] |
|------------------------|-------|-----------------|--|------------|-------|-------|-------|-------|-------|-------|
| 1^1S_0 | 0^- | 1.884 | 1.864(D^0) 1.870(D^\pm) | 1.865 | 1.877 | 1.865 | 1.871 | 1.874 | 1.868 | 1.867 |
| 1^3S_1 | 1^- | 2.010 | 2.007($D^*(2007)^0$) 2.010($D^*(2010)^\pm$) | 2.027 | 2.041 | 2.018 | 2.010 | 2.006 | 2.005 | 2.010 |
| 2^1S_0 | 0^- | 2.582 | 2.539 | | 2.581 | 2.598 | 2.581 | 2.540 | 2.589 | 2.555 |
| 2^3S_1 | 1^- | 2.655 | 2.637 | | 2.643 | 2.639 | 2.632 | 2.601 | 2.692 | 2.636 |
| 3^1S_0 | 0^- | 3.186 | | | 3.068 | 3.087 | 3.062 | 2.904 | 3.141 | |
| 3^3S_1 | 1^- | 3.239 | | | 3.110 | 3.110 | 3.096 | 2.947 | 3.226 | |
| 4^1S_0 | 0^- | 3.746 | | | 3.468 | 3.498 | 3.452 | 3.175 | | |
| 4^3S_1 | 1^- | 3.789 | | | 3.497 | 3.514 | 3.482 | 3.208 | | |
| 5^1S_0 | 0^- | 4.283 | | | 3.814 | | 3.793 | | | |
| 5^3S_1 | 1^- | 4.319 | | | 3.837 | | 3.822 | | | |
| 1^3P_0 | 0^+ | 2.357 | 2.318 ± 0.029 | 2.325 | 2.399 | 2.352 | 2.406 | 2.341 | 2.377 | 2.252 |
| $1P_1$ | 1^+ | 2.425 | 2.421 | 2.468 | 2.456 | 2.434 | 2.426 | 2.389 | 2.417 | 2.402 |
| $1P'_1$ | 1^+ | 2.447 | 2.441 ± 0.032 | 2.631 | 2.467 | 2.454 | 2.469 | 2.407 | 2.490 | 2.417 |
| 1^3P_2 | 2^+ | 2.461 | 2.463 | 2.743 | 2.502 | 2.473 | 2.460 | 2.477 | 2.460 | 2.466 |
| 2^3P_0 | 0^+ | 2.976 | | | 2.931 | 2.868 | 2.919 | 2.758 | 2.949 | 2.752 |
| $2P_1$ | 1^+ | 3.016 | | | 2.924 | 2.940 | 2.932 | 2.792 | 2.995 | 2.886 |
| $2P'_1$ | 1^+ | 3.034 | | | 2.961 | 2.951 | 3.021 | 2.802 | 3.045 | 2.926 |
| 2^3P_2 | 2^+ | 3.039 | | | 2.957 | 2.971 | 3.012 | 2.860 | 3.035 | 2.971 |
| 3^3P_0 | 0^+ | 3.536 | | | 3.343 | | 3.346 | 3.050 | | |
| $3P_1$ | 1^+ | 3.567 | | | 3.360 | | 3.461 | 3.082 | | |
| $3P'_1$ | 1^+ | 3.582 | | | 3.328 | | 3.365 | 3.085 | | |
| 3^3P_2 | 2^+ | 3.584 | | | 3.353 | | 3.407 | 3.142 | | |
| 1^3D_1 | 1^- | 2.755 | | | 2.833 | 2.803 | 2.788 | 2.750 | 2.795 | 2.740 |
| $1D_2$ | 2^- | 2.754 | 2.752 | | 2.816 | 2.722 | 2.806 | 2.689 | 2.775 | 2.693 |
| $1D'_2$ | 2^- | 2.783 | | | 2.845 | 2.829 | 2.850 | 2.727 | 2.883 | 2.789 |
| 1^3D_3 | 3^- | 2.788 | 2.761 | | 2.833 | 2.741 | 2.863 | 2.688 | 2.799 | 2.719 |
| 2^3D_1 | 1^- | 3.315 | | | 3.231 | 3.233 | 3.228 | 3.052 | | 3.168 |
| $2D_2$ | 2^- | 3.318 | | | 3.212 | 3.169 | 3.259 | 2.997 | | 3.145 |
| $2D'_2$ | 2^- | 3.341 | | | 3.248 | 3.256 | 3.307 | 3.029 | | 3.215 |
| 2^3D_3 | 3^- | 3.355 | | | 3.226 | 3.187 | 3.335 | 2.999 | | 3.170 |
| 3^3D_1 | 1^- | 3.850 | | | 3.579 | | | | | |
| $3D_2$ | 2^- | 3.854 | | | 3.566 | | | | | |
| $3D'_2$ | 2^- | 3.873 | | | 3.600 | | | | | |
| 3^3D_3 | 3^- | 3.885 | | | 3.588 | | | | | |

Table 4. Mass spectrum of the D_S mesons (in GeV).

| State $n^{2S+1}L_J$ | J^P | Present work | Expt.[1] | LATTICE[9] | [7] | [11] | [12] | [34] | [45] | [35] |
|------------------------|-------|-----------------|----------------------------|------------|-------|-------|-------|-------|-------|-------|
| 1^1S_0 | 0^- | 1.965 | 1.968(D_S^\pm) | 1.968 | 1.979 | 1.970 | 1.969 | 1.975 | 1.965 | 1.969 |
| 1^3S_1 | 1^- | 2.120 | 2.112 ($D_S^{*\pm}$) | 2.123 | 2.129 | 2.117 | 2.111 | 2.108 | 2.113 | 2.107 |
| 2^1S_0 | 0^- | 2.680 | | | 2.673 | 2.684 | 2.688 | 2.659 | 2.700 | 2.640 |
| 2^3S_1 | 1^- | 2.719 | $2.710^{+0.012}_{-0.007}$ | | 2.732 | 2.723 | 2.731 | 2.722 | 2.806 | 2.714 |
| 3^1S_0 | 0^- | 3.247 | | | 3.154 | 3.158 | 3.219 | 3.044 | 3.259 | |
| 3^3S_1 | 1^- | 3.265 | | | 3.193 | 3.180 | 3.242 | 3.087 | 3.345 | |
| 4^1S_0 | 0^- | 3.764 | | | 3.547 | 3.556 | 3.652 | 3.331 | | |
| 4^3S_1 | 1^- | 3.775 | | | 3.575 | 3.571 | 3.669 | 3.364 | | |
| 5^1S_0 | 0^- | 4.280 | | | 3.894 | | 4.033 | | | |
| 5^3S_1 | 1^- | 4.318 | | | 3.912 | | 4.048 | | | |
| 1^3P_0 | 0^+ | 2.438 | 2.318 | 2.390 | 2.484 | 2.444 | 2.509 | 2.455 | 2.487 | 2.344 |
| $1P_1$ | 1^+ | 2.529 | 2.460 | 2.556 | 2.549 | 2.530 | 2.536 | 2.502 | 2.535 | 2.488 |
| $1P'_1$ | 1^+ | 2.541 | 2.535 | 2.617 | 2.556 | 2.540 | 2.574 | 2.522 | 2.605 | 2.510 |
| 1^3P_2 | 2^+ | 2.569 | 2.573 | 2.734 | 2.592 | 2.566 | 2.571 | 2.586 | 2.581 | 2.559 |
| 2^3P_0 | 0^+ | 3.022 | | | 3.005 | 2.947 | 3.054 | 2.901 | 3.067 | 2.830 |
| $2P_1$ | 1^+ | 3.081 | $3.044^{+0.030}_{-0.009}$ | | 3.018 | 3.019 | 3.067 | 2.928 | 3.114 | 2.958 |
| $2P'_1$ | 1^+ | 3.092 | | | 3.038 | 3.023 | 3.154 | 2.942 | 3.165 | 2.995 |
| 2^3P_2 | 2^+ | 3.109 | | | 3.048 | 3.048 | 3.142 | 2.98 | 3.157 | 3.040 |
| 3^3P_0 | 0^+ | 3.541 | | | 3.412 | | 3.513 | 3.214 | | |
| $3P_1$ | 1^+ | 3.587 | | | 3.416 | | 3.519 | 3.234 | | |
| $3P'_1$ | 1^+ | 3.596 | | | 3.433 | | 3.618 | 3.244 | | |
| 3^3P_2 | 2^+ | 3.609 | | | 3.439 | | 3.580 | 3.283 | | |
| 1^3D_1 | 1^- | 2.882 | | | 2.899 | 2.873 | 2.913 | 2.838 | 2.900 | 2.804 |
| $1D_2$ | 2^- | 2.853 | | | 2.900 | 2.816 | 2.931 | 2.845 | 2.913 | 2.788 |
| $1D'_2$ | 2^- | 2.872 | | | 2.926 | 2.896 | 2.961 | 2.856 | 2.953 | 2.849 |
| 1^3D_3 | 3^- | 2.860 | $2.863^{+0.004}_{-0.0026}$ | | 2.917 | 2.834 | 2.971 | 2.857 | 2.925 | 2.811 |
| 2^3D_1 | 1^- | 3.394 | | | 3.306 | 3.292 | 3.383 | 3.144 | | 3.217 |
| $2D_2$ | 2^- | 3.368 | | | 3.298 | 3.312 | 3.456 | 3.167 | | 3.217 |
| $2D'_2$ | 2^- | 3.384 | | | 3.323 | 3.248 | 3.403 | 3.172 | | 3.260 |
| 2^3D_3 | 3^- | 3.372 | | | 3.311 | 3.263 | 3.469 | 3.157 | | 3.240 |
| 3^3D_1 | 1^- | 3.858 | | | 3.661 | | | | | |
| $3D_2$ | 2^- | 3.857 | | | 3.650 | | | | | |
| $3D'_2$ | 2^- | 3.869 | | | 3.672 | | | | | |
| 3^3D_3 | 3^- | 3.878 | | | 3.658 | | | | | |

Table 5. Leptonic branching fractions.

| | D | | | D_S | | |
|-----------|---|--|--|---|--|--|
| | $D^+ \rightarrow \tau^+ \nu_\tau$ $BR_\tau \times 10^{-3}$ | $D^+ \rightarrow \mu^+ \nu_\mu$ $BR_\mu \times 10^{-4}$ | $D^+ \rightarrow e^+ \nu_e$ BR_e | $D_S^+ \rightarrow \tau^+ \nu_\tau$ $BR_\tau \times 10^{-2}$ | $D_S^+ \rightarrow \mu^+ \nu_\mu$ $BR_\mu \times 10^{-3}$ | $D_S^+ \rightarrow e^+ \nu_e$ BR_e |
| This Work | 0.86 | 2.47 | 0.58×10^{-8} | 3.78 | 4.00 | 0.94×10^{-7} |
| PDG[1] | < 1.2 | 3.74 ± 0.17 | $< 8.8 \times 10^{-6}$ | 5.55 ± 0.24 | 5.56 ± 0.25 | $< 8.3 \times 10^{-5}$ |

Table 6. Radiative leptonic decay widths and branching ratio.

| Meson | $\Gamma(GeV)$ | BR |
|-------|------------------------|-----------------------|
| D | 0.46×10^{-18} | 0.73×10^{-6} |
| D_s | 2.13×10^{-18} | 1.62×10^{-6} |

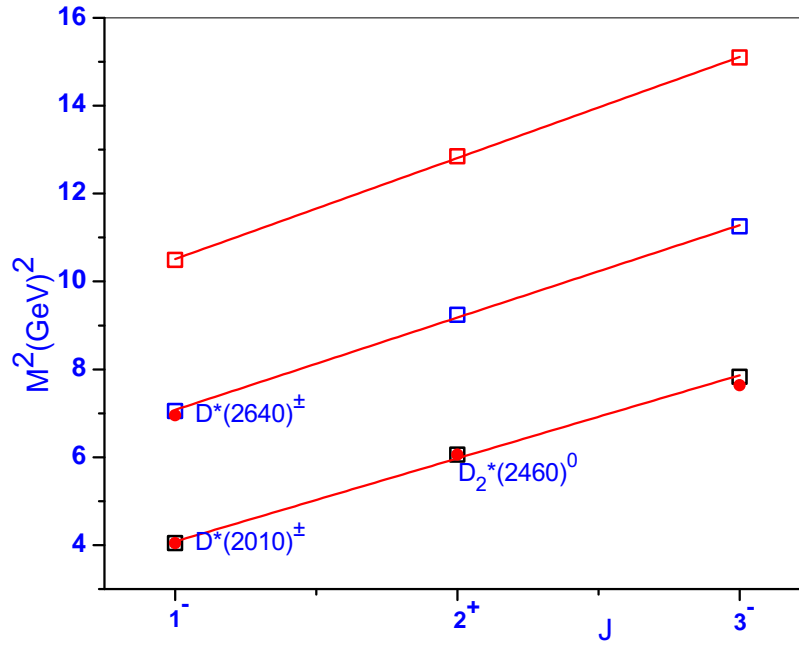

 Fig. 3. Parent and daughter (J, M^2) Regge trajectories for charmed mesons with natural parity. Hollow squares are predicted masses. Available experimental data are given by dots with particle names.

 Table 7. Mixing parameters of the D meson.

| | $\Delta m_q \times 10^{-15}$ | $x_q \times 10^{-3}$ | $y_q \times 10^{-3}$ | $\chi_q \times 10^{-5}$ | $R_M \times 10^{-3}$ |
|-------------|------------------------------|------------------------------------|------------------------------------|-------------------------|-------------------------------|
| This work | 1.27 | 1.322 | 7.67 | 3.03 | 0.03027 |
| BaBar(2010) | | $1.6 \pm 2.3 \pm 1.2 \pm 0.8$ [46] | $5.7 \pm 2.0 \pm 1.3 \pm 0.7$ [46] | | 0.0864 ± 0.0311 [47] |
| Belle(2007) | | 8.0 ± 2.9 [47] | 3.3 ± 2.4 [47] | | $0.13 \pm 0.22 \pm 0.20$ [48] |
| CLEO(2005) | | 4.2 ± 2.1 [49] | 4.6 ± 1.9 [49] | | $0.04^{+0.7}_{-0.6}$ [50] |
| | | | | | $0.02 \pm 0.47 \pm 0.14$ [51] |
| | | | | | $1.6 \pm 2.9 \pm 2.9$ [52] |

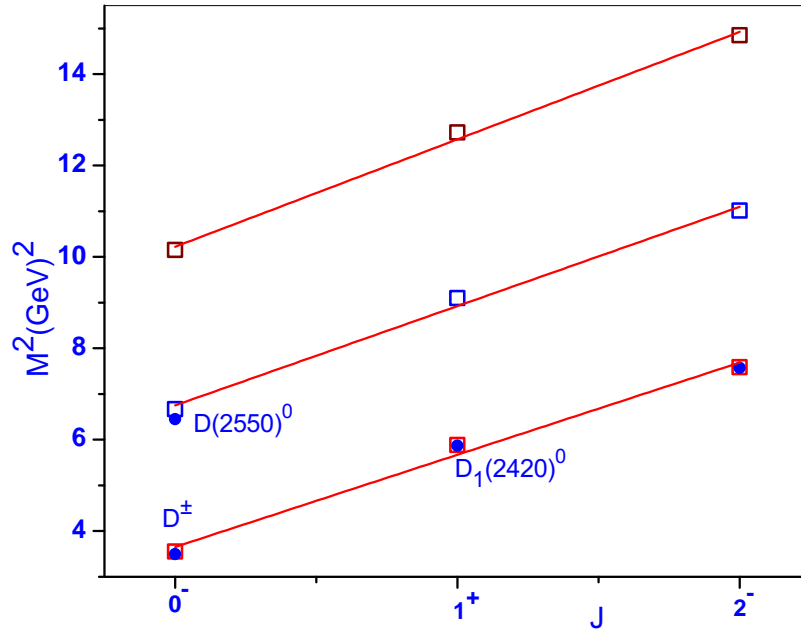


Fig. 4. Parent and daughter (J, M^2) Regge trajectories for charmed mesons with unnatural parity. Hollow squares are predicted masses. Available experimental data are given by dots with particle names.

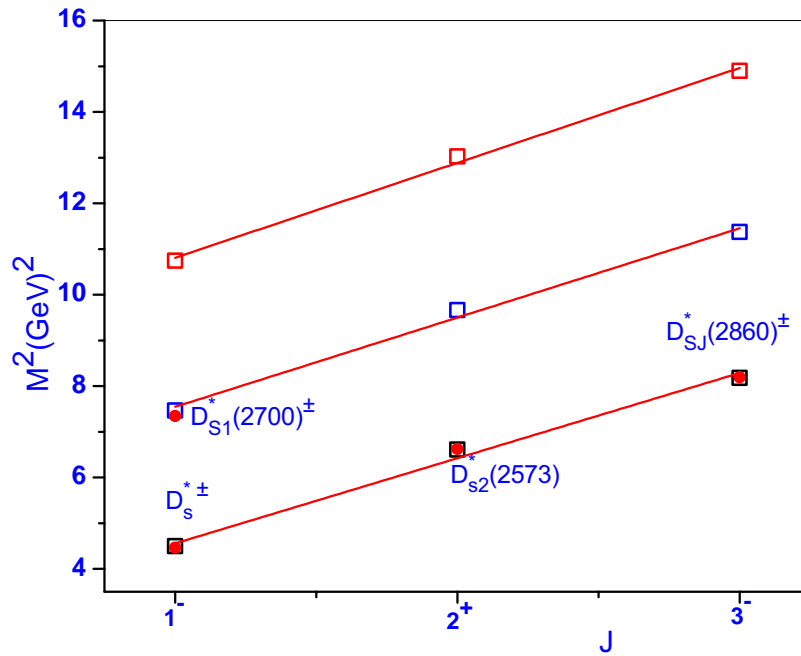


Fig. 5. Parent and daughter (J, M^2) Regge trajectories for charmed-strange mesons with natural parity. Hollow squares are predicted masses. Available experimental data are given by dots with particle names.

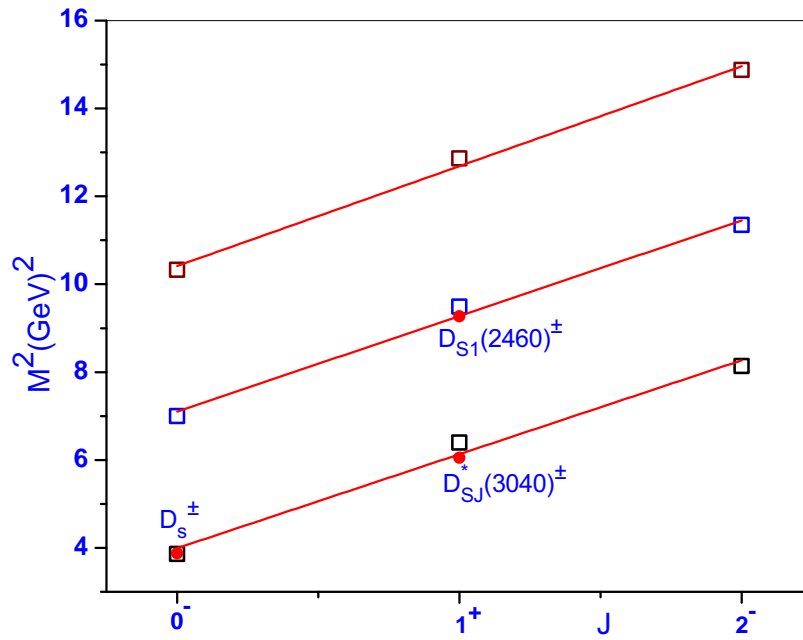


Fig. 6. Parent and daughter (J, M^2) Regge trajectories for charmed-strange mesons with unnatural parity. Hollow squares are predicted masses. Available experimental data are given by dots with particle names.

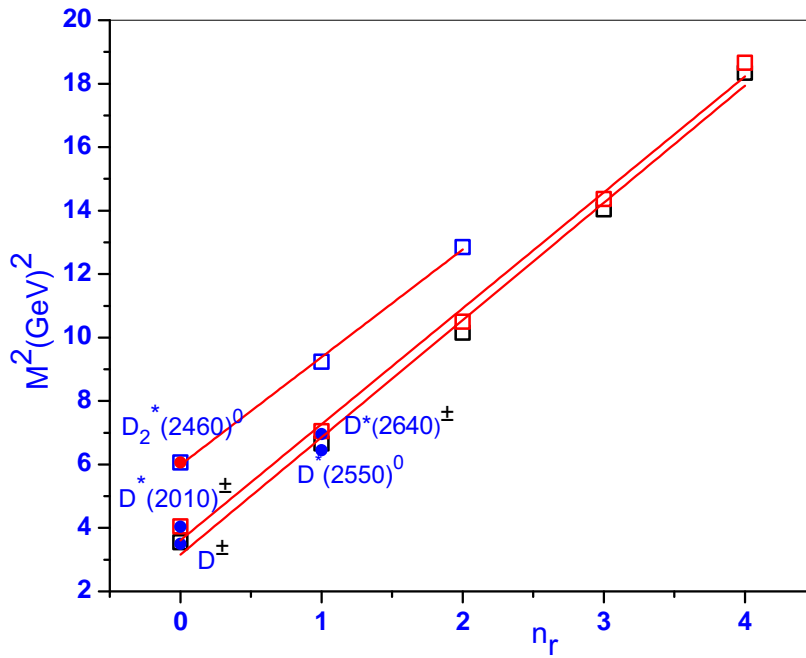


Fig. 7. The (n_r, M^2) Regge trajectories for pseudoscalar, vector and tensor charmed mesons (from bottom to top). Hollow squares are predicted masses. Available experimental data are given by dots with particle names.

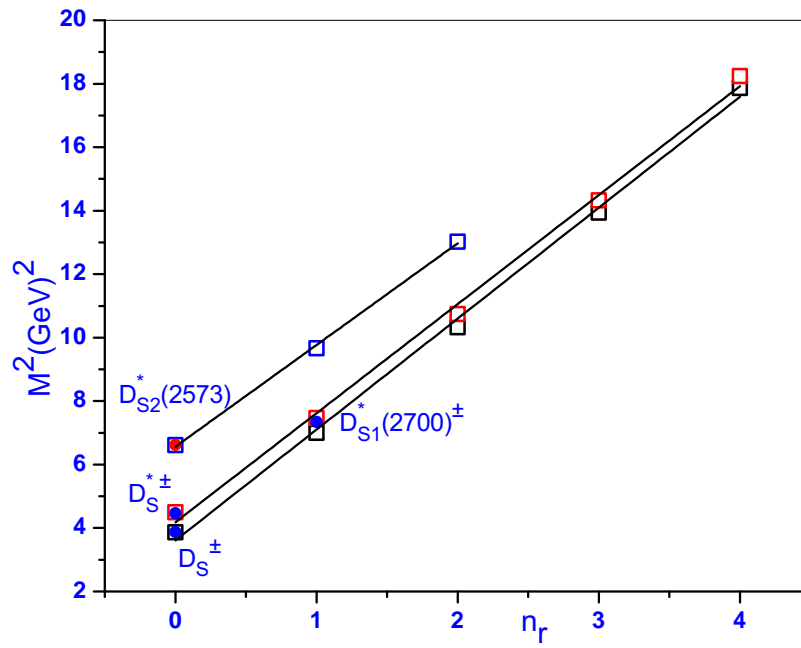


Fig. 8. The (n_r, M^2) Regge trajectories for pseudoscalar, vector and tensor charmed-strange mesons (from bottom to top). Hollow squares are predicted masses. Available experimental data are given by dots with particle names.

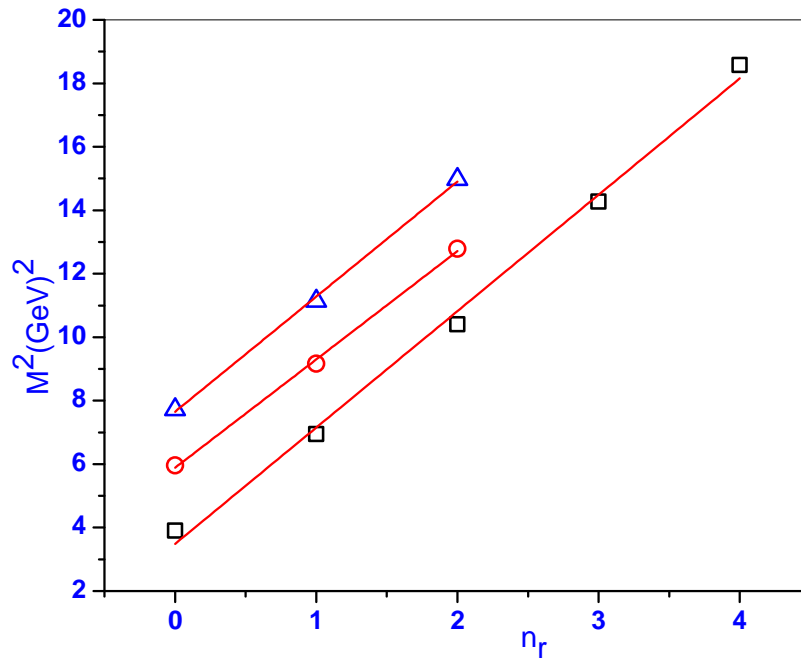
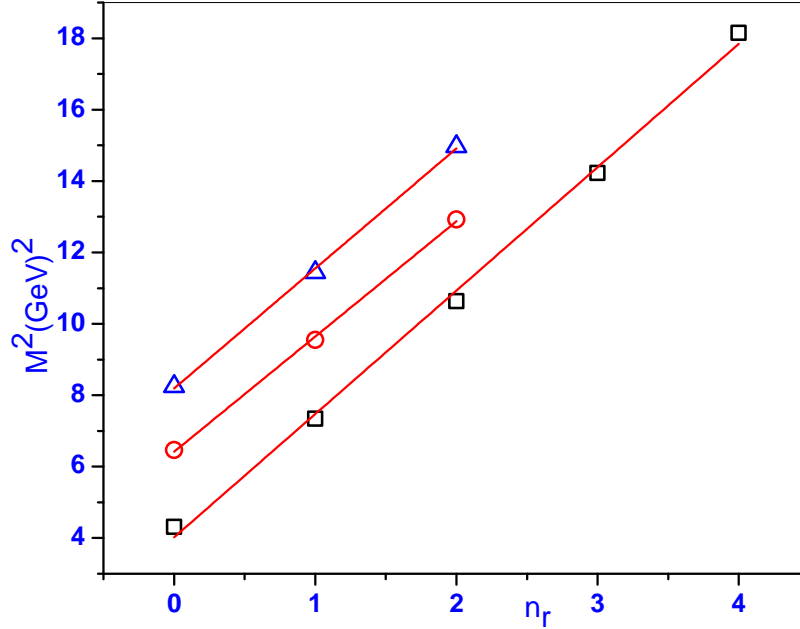


Fig. 9. The (n_r, M^2) spin-average mass Regge trajectories of the S-P-D states (from bottom to top) for charmed mesons.

Table 8. Fitted parameters of the (J, M^2) parent and daughter Regge trajectories for heavy-light mesons with unnatural and natural parity ($q = u/d$).

| Parity | Meson | Trajectory | $\alpha(\text{GeV}^{-2})$ | α_0 |
|-----------|-------------------|-----------------|---------------------------|--------------------|
| Unnatural | $D(c\bar{q})$ | Parent | 0.491 ± 0.044 | -1.787 ± 0.262 |
| | | First daughter | 0.458 ± 0.032 | -3.087 ± 0.288 |
| | | Second daughter | 0.424 ± 0.023 | -4.333 ± 0.293 |
| | $D_s(c\bar{s})$ | Parent | 0.462 ± 0.049 | -1.834 ± 0.315 |
| | | First daughter | 0.456 ± 0.039 | -3.233 ± 0.366 |
| | | Second daughter | 0.432 ± 0.025 | -4.490 ± 0.317 |
| Natural | $D^*(c\bar{q})$ | Parent | 0.527 ± 0.019 | -1.151 ± 0.112 |
| | | First daughter | 0.475 ± 0.011 | -2.363 ± 0.103 |
| | | Second daughter | 0.435 ± 0.006 | -3.566 ± 0.075 |
| | $D_s^*(c\bar{s})$ | Parent | 0.538 ± 0.046 | -1.462 ± 0.305 |
| | | First daughter | 0.509 ± 0.037 | -2.835 ± 0.355 |
| | | Second daughter | 0.480 ± 0.027 | -4.182 ± 0.357 |


 Fig. 10. The (n_r, M^2) spin-average mass Regge trajectories of the S-P-D states (from bottom to top) for charmed-strange mesons.

4 Conclusion

The mass spectra of D and D_S mesons have been calculated in a semi-relativistic approach by using a phenomenological quark-antiquark color-Coulomb plus linear potential. The kinetic energy term includes rela-

tivistic corrections, and the potential energy term incorporates first-order relativistic corrections. The spin-averaged masses of both the mesons have been calculated (see Table (2)). The mass spectra given in Tables (3) and (4) are close to the experimental values and other theoretical estimates.

Table 9. Fitted parameters of the (n_r, M^2) Regge trajectories for heavy-light charmed mesons ($q = u/d$)

| Mesons | $\beta(GeV^{-2})$ | β_0 |
|------------|-------------------|--------------------|
| $c\bar{q}$ | | |
| D | 0.270 ± 0.010 | -0.842 ± 0.116 |
| D^* | 0.272 ± 0.011 | -0.974 ± 0.131 |
| D_0^* | 0.287 ± 0.008 | -1.580 ± 0.079 |
| D_1 | 0.292 ± 0.010 | -1.690 ± 0.096 |
| D_1 | 0.292 ± 0.010 | -1.727 ± 0.096 |
| D_2 | 0.294 ± 0.011 | -1.750 ± 0.105 |
| $c\bar{s}$ | | |
| D_s | 0.286 ± 0.010 | -1.025 ± 0.087 |
| D_s^* | 0.290 ± 0.009 | -1.207 ± 0.110 |
| D_{s0}^* | 0.303 ± 0.006 | -1.790 ± 0.054 |
| D_{s1} | 0.309 ± 0.008 | -1.965 ± 0.077 |
| D_{s1} | 0.308 ± 0.007 | -1.978 ± 0.074 |
| D_{s2} | 0.312 ± 0.009 | -2.043 ± 0.087 |

Table 10. Fitted parameters of the (n_r, M^2) S, P and D state spin-average mass Regge trajectories for heavy-light mesons ($q = u/d$).

| Meson | Trajectory | $\beta(GeV^{-2})$ | β_0 |
|-----------------|------------|-------------------|--------------------|
| $D(c\bar{q})$ | S State | 0.271 ± 0.010 | -0.937 ± 0.126 |
| | P State | 0.292 ± 0.010 | -1.720 ± 0.098 |
| | D State | 0.275 ± 0.009 | -2.106 ± 0.106 |
| $D_s(c\bar{s})$ | S State | 0.298 ± 0.005 | -1.225 ± 0.062 |
| | P State | 0.305 ± 0.005 | -1.930 ± 0.049 |
| | D State | 0.297 ± 0.008 | -2.432 ± 0.098 |

The 1^3P_0 states of the D and D_S mesons are overestimated by 46 MeV and 120 MeV respectively. We found a similar trend for other theoretical estimates. Lattice QCD estimates for the D meson 1^3P_0 state are in excellent agreement with a difference of 7 MeV, but in the case of the D_S meson they are overestimated by 73 MeV [9]. In Ref. [7], the 1^3P_0 states are overestimated by 81 MeV and 166 MeV, and in Refs. [42, 53] by 93 MeV and 31 MeV respectively for the D and D_S mesons. Masses predicted by all the models are overestimated, which suggests that these two experimental states may be good candidates for exotic states. We have estimated the effects of relativistic corrections. In the case of masses of S states, the maximum relativistic correction is found to be about 9%, in the case of the P states it is about 15%, and in the case of the D states it is about 13%. Overall, a slight improvement is observed on our previous calculation in Ref. [10, 11], which shows the importance of the relativistic corrections in kinetic as well as in potential energy.

Leptonic branching fractions have been evaluated using spectroscopic parameters of these mesons and are tabulated in table (5). The obtained results are compared with PDG [1] values. The leptonic branching fractions are slightly underestimated for the D and D_S mesons. The radiative leptonic decay widths and branching ratios are tabulated in Table (6). In the absence of experimental measurements, we have compared our results with those of Ref. [27], but the results are not in mutual agreement. Using the predicted results we have estimated the mixing parameters of the D meson. The values of Δm_q , x , y , χ and R_M are tabulated in Table (7), which shows reasonably close agreement with experimental values.

Finally, we plotted the Regge trajectories in the (J, M^2) plane for these charmed and charmed strange mesons with natural ($P = (-1)^J$) and unnatural ($P = (-1)^{J-1}$) parity. We also plotted the Regge trajectories in the (n_r, M^2) plane for spin-averaged masses as well as for pseudoscalar, vector and tensor charmed and charmed strange mesons. χ^2 fitting was done for the slope and intercepts of these Regge trajectories. We see that the calculated heavy-light meson masses fit nicely to the linear trajectories in (J, M^2) and (n_r, M^2) planes with almost parallel and equidistant lines. These Regge trajectories could play a very important role in identifying any new excited state (experimentally), as they provide information about the quantum numbers of the particular state.

This study has shown the importance of relativistic correction within the potential model for successful prediction of the spectroscopic parameters for the D and D_S mesons.

Acknowledgements

A. K. Rai acknowledge the financial support extended by Department of Science of Technology, India under SERB fast track scheme SR/FTP /PS-152/2012 and also to SVNIT (Institute Research Grant (Dean (R&C)/1488/2013-14)).

References

- 1 C. Patrignani, P.D. Group, Chinese Physics C **40**, 100001 (2016)
- 2 R. Aaij et al. (LHCb), Phys. Rev. **D91**(9), 092002 (2015)
- 3 R. Aaij et al. (LHCb), Phys. Rev. **D92**(3), 032002 (2015)
- 4 R. Aaij et al. (LHCb), JHEP **09**, 145 (2013)
- 5 R. Aaij et al. (LHCb), JHEP **10**, 151 (2012)
- 6 R. Aaij et al. (LHCb), Phys. Rev. Lett. **113**, 162001 (2014)
- 7 S. Godfrey, K. Moats, Phys. Rev. D **93**, 034035 (2016)
- 8 H.X. Chen, W. Chen, X. Liu, Y.R. Liu, S.L. Zhu (2016), 1609.08928
- 9 K. Cichy, M. Kalinowski, M. Wagner, Phys. Rev. **D94**(9), 094503 (2016)
- 10 N. Devlani, A.K. Rai, Int. J. Theor. Phys. **52**, 2196 (2013), ISSN 0020-7748
- 11 N. Devlani, A.K. Rai, Phys. Rev. D **84**, 074030 (2011)
- 12 D. Ebert, R. Faustov, V. Galkin, Eur. Phys. J. **C66**, 197 (2010)
- 13 J.C. Yang, M.Z. Yang, Mod. Phys. Lett. **A27**, 1250120 (2012)
- 14 N. Devlani, A. Rai, Eur. Phys. J. **A48**, 104 (2014)
- 15 Y. Koma, M. Koma, H. Wittig, Phys. Rev. Lett **97**, 122003 (2006)
- 16 E. Eichten, K. Gottfried, T. Kinoshita, K.D. Lane, T.M. Yan, Phys. Rev. D **17**(11), 3090 (1978)
- 17 I.V. Danilkin, Yu.A. Simonov, Phys. Rev. **D81**, 074027 (2010)
- 18 D.S. Hwang, G.H. Kim, Phys. Rev. D **55**(11), 6944 (1997)
- 19 A.K. Rai, D.P. Rathaud, Eur. Phys. J. **C75**(9), 462 (2015), 1507.01409
- 20 A.K. Rai, B. Patel, P.C. Vinodkumar, Phys. Rev. C **78**(5), 055202 (2008)
- 21 K.T. Chao, Y.B. Ding, D.H. Qin, Communications in Theoretical Physics **18**(3), 321 (1992), <http://stacks.iop.org/0253-6102/18/i=3/a=321>
- 22 D. Yibing, C. Kuangta, Q. Danhua, Chinese Physics Letters **10**(8), 460 (1993), <http://stacks.iop.org/0256-307X/10/i=8/a=004>
- 23 E.J. Eichten, C. Quigg, Phys. Rev. D **49**(11), 5845 (1994)
- 24 D. Gromes, Z. Phys. **C26**, 401 (1984)
- 25 S. Gershtein, V. Kiselev, A. Likhoded, A. Tkabladze, Phys. Usp. **38**, 1 (1995)
- 26 D. Silverman, H. Yao, Phys. Rev. D **38**(1), 214 (1988)
- 27 C.D. Lu, G.L. Song, Phys. Lett. **B562**, 75 (2003)
- 28 R. Van Royen, V. Weisskopf, Nuovo Cim. **A50**, 617 (1967)
- 29 E. Braaten, S. Fleming, Phys. Rev. D **52**(1), 181 (1995)
- 30 e. Ho-Kim, Quang, e. Pham, Xuan-Yem (1998), see the BOOKS subfile under the following call number:
- 31 M. Artuso, D. Asner, P. Ball, E. Baracchini, G. Bell et al., Eur.Phys.J. **C57**, 309 (2008)
- 32 A. Buras, W. Slominski, H. Steger, Nucl. Phys. **B245**, 369 (1984)
- 33 T. Inami, C. Lim, Prog. Theor. Phys. **65**, 297 (1981)
- 34 T. Lahde, C. Nyfalt, D. Riska, Nucl. Phys. **A674**, 141 (2000)
- 35 D.M. Li, P.F. Ji, B. Ma, Eur. Phys. J. **C71**, 1582 (2011)
- 36 A.S. D. Atwood, G. Eilam, Mod. Phys. Lett. A11 ((1996) 1061.)
- 37 G.P. Korchemsky, D. Pirjol, T.M. Yan, Phys. Rev. **D61**, 114510 (2000)
- 38 C.Q. Geng, C.C. Lih, W.M. Zhang, Mod. Phys. Lett. **A15**, 2087 (2000)
- 39 J.C. Yang, M.Z. Yang, Nucl. Phys. B **B889**, 778 (2014)
- 40 J.C. Yang, M.Z. Yang, Mod. Phys. Lett. **A31**(03), 1650012 (2015)
- 41 J.C. Yang, M.Z. Yang, arXiv:1604.08300v1 (2016)

- 42 M. Shah, B. Patel, P.C. Vinodkumar, Eur. Phys. J. **C76**(1), 36 (2016)
- 43 A.J. Buras, M. Jamin, P.H. Weisz, Nucl. Phys. **B347**, 491 (1990)
- 44 A.J. Buras, Phys. Lett. **B566**, 115 (2003)
- 45 M. Di Pierro, E. Eichten, Phys. Rev. D **64**(11), 114004 (2001)
- 46 P. del Amo Sanchez et al. (The BABAR Collaboration), Phys.Rev.Lett. **105**, 081803 (2010)
- 47 L.M. Zhang et al., Phys. Rev. Lett. **99**, 131803 (2007)
- 48 U. Bitenc et al., Phys. Rev. D **77**, 112003 (2008)
- 49 HFAG, (Heavy Flavor Averaging Group), [www.slac.stanford.edu/xorg/hfag/charm/March12/results mix+cpv.html](http://www.slac.stanford.edu/xorg/hfag/charm/March12/results%20mix+cpv.html). (2012)
- 50 B. Aubert et al., Phys. Rev. D **76**, 014018 (2007)
- 51 U. Bitenc et al., Phys. Rev. D **72**, 071101 (2005)
- 52 C. Cawlfeld et al. (CLEO), Phys. Rev. **D71**, 077101 (2005)
- 53 M. Shah, B. Patel, P.C. Vinodkumar, Phys. Rev. **D90**(1), 014009 (2014)
-