

Nonequilibrium Thermodynamics and Steady State Density Matrix for Quantum Open Systems

Hervé Ness¹

*Department of Physics, Faculty of Natural and Mathematical Sciences,
King's College London, Strand, London WC2R 2LS, UK*

We consider the generic model of a finite-size quantum electron system connected to two (temperature and particle) reservoirs. The quantum open system is driven out of equilibrium by the presence of both a temperature and a chemical potential differences between the two reservoirs. The nonequilibrium (NE) thermodynamical properties of such a quantum open system are studied for the steady state regime. In such a regime, the corresponding NE density matrix is built on the so-called generalised Gibbs ensembles. From different expressions of the NE density matrix, we can identify the terms related to the entropy production in the system. We show, for a simple model, that the entropy production rate is always a positive quantity. Alternative expressions for the entropy production are also obtained from the Gibbs - von Neumann conventional formula and discussed in detail. Our results corroborate and expand earlier works found in the literature.

I. INTRODUCTION

The understanding of irreversible phenomena is a long-standing problem in statistical mechanics. Explanations of the fundamental laws of phenomenological nonequilibrium (NE) thermodynamics have been given and applied to quantum open systems for several decades^{1,2}. More recent discussions on the origin of thermodynamical laws at the nanoscale can be found in, for example,³. Originally the weak coupling limit of a finite-size central region interacting with thermal and/or particle baths was first considered^{1,2,4-6}. Methods for dealing with the strong coupling limit have been recently developed⁷⁻¹⁴. One can study the NE thermodynamical properties and the entropy production in such systems when an external driving force is applied to the central region. The time dependence of the external force can be arbitrary or periodic^{10,11,13,15}. The long-time limit behaviour of the NE thermodynamics presents also very interesting properties¹²⁻¹⁴.

Indeed, after some time much longer than some typical relaxation times of the finite system, a steady state can be obtained. Such a state arises from the balance between irreversible processes (fluxes of particle and/or energy) and the driving forces induced by the reservoirs. The NE steady state presents some analogy to its equilibrium counterpart in the sense that an equilibrium state represents a stationary state of a closed system, while the NE steady state is the time-invariant state of an open system. The fact that the NE steady state can be seen as a pseudo-equilibrium state is central to the construction of the corresponding generalised Gibbs ensembles¹⁶⁻²¹ and to the calculation of the entropy, heat or work production under NE conditions.

In the present paper, we construct such a generalised Gibbs expression for the NE density matrix and apply it to the calculation of the entropy production in the system under the presence of both a temperature difference and a chemical potential difference between the two reservoirs. Our approach has no restriction for the nature of the coupling (strong or weak) to the reservoirs, nor for the presence (or absence) of interaction between particle in the central region.

In Section II, we provide different, but fully compatible, expressions for the NE density matrix and show that the new terms in the NE density matrix (new in the sense that they do not appear in the equilibrium grand-canonical density matrix) are associated with the entropy production under the NE conditions. The entropy production rate is shown to be

related to the fluxes of particle and heat across the system (Section III). We provide in Section III B some numerical calculations of the entropy production rate for a model system of a single electron resonance coupled to two Fermi reservoirs. A comparison to earlier results¹¹ is also given. In Section IV, we consider the NE entropy production in the entire system obtained from the Gibbs - von Neumann expression based on the NE density matrix. Explicit derivations are provided in some limiting cases and it is shown that NE entropy is produced not only in the central region but also in the reservoirs. For the single resonance model, we also calculate the NE Gibbs - von Neumann entropy in the central region and present the corresponding results in Section IV B. Our approach corroborate and extend earlier existing results. Furthermore it opens a new route to the calculations of the full NE response functions of the system, such as the NE charge susceptibility²² or the NE specific heat of the central region.

II. NON-EQUILIBRIUM STEADY STATE

A. System and initial conditions

We consider a finite-size central region C , connected two electrodes (left L and right R) acting as thermal and particle reservoirs. These electrodes are described within the thermodynamics limit. Initially they are at their own equilibrium, characterized by two temperatures T_L and T_R , and by two chemical potentials μ_L and μ_R . Furthermore, we ignore the interaction between particles in the electrodes, although the central region C may contain such kind of interaction. We are interested in steady state regime, and therefore we take the initial state of the system to be in the far remote past. The system is then characterised by an Hamiltonian H_0 . After all parts of the system are “connected” together and after some time elapses, the full system is considered to reach a NE steady state. The system is then characterised by the total Hamiltonian $H = H_0 + W$.

The questions related to the possibility of reaching a NE steady-state have been addressed in²³⁻³¹. It is also been argued that a system will always reach a steady-state if it is a (or if it is connected to another) system in the thermodynamic limit regardless the presence (or absence) of adiabatic switching of the interactions^{32,33}.

In the present paper, we consider that the full system is described by the Hamiltonian

$H = H_0 + W$ where H_0 is the non-interacting Hamiltonian $H_0 = H_L + H_C + H_R$ built from the three independent regions L, C, R . The interaction W is decomposed into several parts $W = V_{LC} + V_{CL} + V_{RC} + V_{CR} + V_C^{\text{int}}$ where the interaction between particles in region C is given by V_C^{int} and the coupling between the C region and the $\alpha = L, R$ reservoirs is given by $V_{\alpha C} + V_{C\alpha}$. Without specifying explicitly the form of H_0 , there exist different important commutation relations, i.e.

$$[H_\alpha, H_\beta] = 0, \quad [H_\alpha, N_\beta] = 0, \quad [N_\alpha, N_\beta] = 0 \quad (1)$$

with $\alpha, \beta = L, C, R$ and N_β is the occupation number operator of the different regions $\alpha, \beta = L, C, R$.

Initially, all regions L, C, R are isolated and characterised by their respective density matrix ρ_α with $\alpha = L, C, R$. The macroscopic L and R regions are represented by a density matrix $\rho_{L,R}$ expressed in the grand canonical ensemble, with temperature $T_\alpha = 1/k\beta_\alpha$ and chemical potential μ_α ($\alpha = L, R$):

$$\rho_\alpha = \frac{1}{Z_\alpha} e^{-\beta_\alpha(H_\alpha - \mu_\alpha N_\alpha)}, \quad (2)$$

with $Z_\alpha = \text{Tr}_{(\alpha)}[e^{-\beta_\alpha(H_\alpha - \mu_\alpha N_\alpha)}]$ and $\text{Tr}_{(\alpha)}$ implies a summation only over the states of the region α . The initial density matrix of the central region is assumed to take any arbitrary form ρ_C as this region is not in the thermodynamic limit. Furthermore, considering ρ_C to be given by a canonical or a grand canonical ensemble would imply the presence of the third reservoir, which is not ideal in the present case. Therefore, we define ρ_C from a microcanonical ensemble where

$$\rho_C = \rho_C(H_C) = Z_C^{-1} \sum_n |C_n\rangle \delta_\Delta(\epsilon_n - E_C) \langle C_n| \quad (3)$$

with the eigenstates $H_C|C_n\rangle = \epsilon_n|C_n\rangle$. The δ_Δ function is the ‘‘regularized’’ delta function defined by $\delta_\Delta(\epsilon_n - E_C) = 1$ for $E_C \leq \epsilon_n \leq E_C + \Delta$ and 0 otherwise, and $Z_C = \text{Tr}_{(C)}[\delta_\Delta(H_C - E_C)]$.

The total density matrix ρ_0 as the non-interacting state defined by H_0 is given by the direct product $\rho_0 = \rho_L \otimes \rho_C \otimes \rho_R$.

B. The NE density matrix ρ^{NE}

In Ref.³⁴, we used some concepts developed for asymptotic steady-state operators^{35–40} and we have shown that the average of any arbitrary operator A in the NE asymptotic steady state is given by

$$\langle A \rangle^{\text{NE}} = \text{Tr}[\rho^{\text{NE}} A], \quad (4)$$

where ρ^{NE} is the NE steady state density matrix. One should also note that the trace in Eq. (4) runs over all the states of the three L, C, R regions. The NE density matrix is defined from $\rho^{\text{NE}} = \Omega^{(+)} \rho_0 \Omega^{(+)-1}$ where the Moeller operator^{41–44}, characterising the asymptotic steady state, is given by: $\Omega^{(+)} = \lim_{\tau \rightarrow -\infty} e^{iH\tau} e^{-iH_0\tau}$. Such an operator presents a central property, the intertwining relation^{40–44}, $\Omega^{(+)} H_0 = H \Omega^{(+)}$, or equivalently $H_0^{(+)} = \Omega^{(+)} H_0 \Omega^{(+)-1} = H$.

By defining any asymptotic operator as $X_\alpha^{(+)} = \Omega^{(+)} X_\alpha \Omega^{(+)-1}$, it can be shown from Eq. (1) that, when $X_\alpha = H_\alpha$ or $X_\alpha = N_\alpha$, we have the following relation:

$$[X_\alpha^{(+)}, H] = \Omega^{(+)} [X_\alpha, H_0] \Omega^{(+)-1} = 0. \quad (5)$$

Hence, any linear combination $Y^a = \sum_\alpha a_\alpha X_\alpha^{(+)}$ also commutes with H : $[Y^a, H] = 0$. The quantity Y^a will be called a conserved quantity in the following. Furthermore, for $Y^b = \sum_\beta b_\beta X_\beta^{(+)}$, it can be shown that $[Y^a, Y^b] = 0$ when $X_{\alpha,\beta} = H_{\alpha,\beta}$ or $N_{\alpha,\beta}$. This follows from Eq. (1) and consequently from $[X_\alpha^{(+)}, X_\beta^{(+)}] = 0$.

We have now all the ingredients to study different expressions of the NE density matrix ρ^{NE} in the steady state^{35,40}. The latter can be recast as

$$\begin{aligned} \rho^{\text{NE}} &= \Omega^{(+)} \rho_0 \Omega^{(+)-1} = \Omega^{(+)} \rho_L \Omega^{(+)-1} \Omega^{(+)} \rho_C \Omega^{(+)-1} \Omega^{(+)} \rho_R \Omega^{(+)-1} \\ &= Z_L^{-1} Z_R^{-1} e^{-\beta_L (H_L^{(+)} - \mu_L N_L^{(+)})} \rho_C(H_C^{(+)}) e^{-\beta_R (H_R^{(+)} - \mu_R N_R^{(+)})} \\ &= Z^{-1} \exp \left\{ -\beta_L (H_L^{(+)} - \mu_L N_L^{(+)}) - \beta_R (H_R^{(+)} - \mu_R N_R^{(+)}) \right\} \rho_C(H_C^{(+)}, \end{aligned} \quad (6)$$

where, in the last equality, we used $[X_\alpha^{(+)}, X_\beta^{(+)}] = 0$ and $Z = Z_L Z_R$. Finally, one should also note that $H_L^{(+)} + H_R^{(+)} = \Omega^{(+)} (H_L + H_R) \Omega^{(+)-1} = \Omega^{(+)} (H_0 - H_C) \Omega^{(+)-1} = H - H_C^{(+)}$.

C. Three equivalent expressions for ρ^{NE}

Upon regrouping the different terms in the exponential of Eq. (6), one obtains different, but equivalent, expression for the density matrix. The first expression is a generalisation of the density matrix derived by Hershfield^{38,39}, the third expression is the so-called McLennan-Zubarev NE statistical operator, while the second expression is an intermediate between the two.

First, we have generalised in³⁴ the results of Hershfield^{38,39} to the presence of both a temperature and a chemical potential differences ($\beta_L \neq \beta_R$, $\mu_L \neq \mu_R$) between the reservoirs. The NE density matrix is then recast as follows: follows

$$\rho^{\text{NE}} = Z^{-1} \exp \left\{ -\bar{\beta}(H - Y^Q + Y^E) \right\} \rho_C(H_C^{(+)}) e^{+\bar{\beta}H_C^{(+)}} , \quad (7)$$

where we have used the definitions and commutators given in Sec. II. Note that the generalised Gibbs form of the NE density matrix in Eq. (7) is given with an effective temperature T_{eff} defined from $\bar{\beta} = \frac{1}{2}(\beta_L + \beta_R)$. This temperature is different from the temperature of the reservoirs $T_{L,R}$ since $T_{\text{eff}} = 1/k_B\bar{\beta} = 2T_L T_R / (T_L + T_R)$.

The conserved quantities Y^Q and Y^E are related to the charge and energy currents respectively via:

$$Y^Q = (\beta_L \mu_L N_L^{(+)} + \beta_R \mu_R N_R^{(+)}) / \bar{\beta}, \quad \text{and} \quad Y^E = (\beta_L - \beta_R) \frac{1}{2} (H_L^{(+)} - H_R^{(+)}) / \bar{\beta}. \quad (8)$$

Second, following⁴⁰, one can re-expressed the density matrix in a slightly different form (closer to the grand-canonical ensemble) involving quantities with a more explicit physical meaning. Indeed, by writing $E^{(+)} = \Omega^{(+)} E \Omega^{(+)-1}$ with $E = \frac{1}{2}(H_L - H_R)$ and

$$Y^Q = \bar{\mu} N + \Delta_\mu Q^{(+)} / \bar{\beta} \quad (9)$$

with $Q = \frac{1}{2}(N_L - N_R)$, the NE density matrix takes the following form (with $X_{L+R} = X_L + X_R$):

$$\begin{aligned} \rho^{\text{NE}} &= Z^{-1} \exp \left\{ -\bar{\beta}(H_{L+R}^{(+)} - \bar{\mu} N_{L+R}^{(+)} + \Delta_\mu Q^{(+)} - (\beta_L - \beta_R) E^{(+)} \right\} \rho_C(H_C^{(+)}) \\ &= Z^{-1} \exp \left\{ -\bar{\beta}(H - \bar{\mu} N) + \Delta_\mu Q^{(+)} - (\beta_L - \beta_R) E^{(+)} \right\} \rho_C(H_C^{(+)}) e^{+\bar{\beta}(H_C^{(+)} - \bar{\mu} N_C^{(+)})} , \end{aligned} \quad (10)$$

where $\bar{\mu} = (\beta_L \mu_L + \beta_R \mu_R) / (\beta_L + \beta_R)$, $\Delta_\mu = \beta_L \mu_L - \beta_R \mu_R$ ⁴⁵. Note that the passage from the first to the second line requires the use of an intertwining relation for N ⁴⁶.

Furthermore, the initial density matrix ρ_C could be given by any other form different from Eq. (3) as such a choice is completely arbitrary. Indeed, in the steady state, the initial correlation vanishes⁴⁷ and the final stationary properties should not depend on the initial conditions taken for the statistics of the central region. Hence, for convenience and to simplify the notation, we chose ρ_C such that $\rho_C e^{+\bar{\beta}(\dots)} = \mathbb{1}$ in Eq. (6) and Eq. (10)⁴⁸.

It is also important to note that, in Eq. (10), the quantities $Q^{(+)}$ and $E^{(+)}$ are conserved quantities and are directly related to the charge and energy currents. Indeed, in the Heisenberg representation, the energy current operator is given by $j_E(t) = \partial_t E(t) = \frac{i}{\hbar}[H, E(t)]$ and the charge current operator $j_Q(t)$ is given by $j_Q(t) = e\partial_t Q(t) = \frac{ie}{\hbar}[H, Q(t)]$. This results permits us to connect the expressions Eq. (6) and Eq. (10) for the NE density matrix to the third formulation, i.e. the McLennan - Zubarev NE statistical operator.

Such a statistical operator is given by^{18,26,49}:

$$\rho^{\text{NESO}} = \frac{1}{Z} \exp \left\{ - \sum_{\alpha} \beta_{\alpha} (H_{\alpha} - \mu_{\alpha} N_{\alpha}) + \int_{-\infty}^0 du e^{\eta u} J_S(u) \right\}. \quad (11)$$

The quantity $J_S(s)$ is called the non-systematic energy flows²⁶ and is related to the entropy production rate of the system^{25,26,49}. It is given by

$$J_S(u) = \sum_{\alpha} \beta_{\alpha} J_{S,\alpha}(u) \quad \text{where} \quad J_{S,\alpha}(u) = \frac{d}{du} (H_{\alpha}(u) - \mu_{\alpha} N_{\alpha}(u)) \quad (12)$$

where all operators are given in the Heisenberg representation, $A(u) = e^{iHu/\hbar} A e^{-iHu/\hbar}$. In the literature, it is also customary to call $J_{S,\alpha}$ the heat current with results from the energy flux $J_{\alpha}^E(t) = \frac{d}{dt} H_{\alpha}(t)$ measured with respect to the so-called convective term $\mu_{\alpha} J_{\alpha}^Q(t) = \mu_{\alpha} \frac{d}{dt} N_{\alpha}(s)$ ⁵⁰. Because $J_S(u)$ is the sum of heat flows divided by the subsystem temperature, it is the entropy production rate of the whole system^{25,26}. The time integration of $J_S(u)$ in Eq. (11) provides the asymptotic steady state value of the energy and charge fluxes J_{α}^E and J_{α}^Q respectively. Hence the quantity $\int du J_S(u)$ is the entropy production in the NE steady state.

Recently we have shown³⁴ the full equivalence between the McLennan - Zubarev NE statistical operator ρ^{NESO} and the other expressions Eq. (7) and Eq. (10) for ρ^{NE} . The equivalence is based on the so-called Peletminskii lemma⁵¹ which states that the time integral of an operator given in the Heisenberg representation (for example $\int du J_S(u)$) can be obtained from an infinite series expansion of the time integral of the related quantities expressed in the interaction representation (see Appendix B in³⁴).

Hence the such an equivalence implies that the quantities $Y^{Q,E}$ in Eq. (7) and the quantities $Q^{(+)}, E^{(+)}$ in Eq. (10) can be calculated from the same formal iterative scheme:

$$Y = \sum_{n=0}^{\infty} Y_{n,I} \quad \text{and} \quad \partial_t Y_{n+1,I}(t) = -\frac{i}{\hbar} [W_I(t), Y_{n,I}(t)] , \quad (13)$$

where we have used the notation $Y \equiv Y^Q, Y^E, Q^{(+)}$ or $E^{(+)}$ and the interaction representation, $A_I(t) = e^{iH_0 t/\hbar} A e^{-iH_0 t/\hbar}$, for all quantities. The first values ($n = 0$) of the series are $Y_{0,I} = a_L^Q N_L + a_R^Q N_R$ when $Y \equiv Y^Q$ or $Q^{(+)}$ and $Y_{0,I} = a^E (H_L - H_R)$ when $Y \equiv Y^E$ or $E^{(+)}$. The different constants a_α^Q and a^E are given by $a_\alpha^Q = 2\beta_\alpha \mu_\alpha / (\beta_L + \beta_R)$ for $Y = Y^Q$. For $Y = Q^{(+)}$ we have $a_L^Q = \frac{1}{2} = -a_R^Q$. For the energy flux, we have $a^E = \beta_L - \beta_R / (\beta_L + \beta_R)$ for $Y = Y^E$ or $a^E = \frac{1}{2}$ for $Y = E^{(+)}$.

III. ENTROPY PRODUCTION

The equations Eq. (7) and Eq. (10) correspond to the most general expressions of the steady-state NE density matrix in the presence of both heat and charge currents (for a two-reservoir device). We now use them to calculate the entropy production in the system under general NE conditions.

A. Entropy production rate

As mentioned in the previous section, the different quantities $Y = Y^Q, Y^E, Q^{(+)}$ or $E^{(+)}$ are related to the entropy production (rate) in the system. We can then define the NE entropy production ΔS^{NE} in the steady state from Eq. (7) and Eq. (10) in the following way:

$$\Delta S^{\text{NE}}/k_B = \Delta_\mu \langle Q^{(+)} \rangle - (\beta_L - \beta_R) \langle E^{(+)} \rangle = \bar{\beta} (\langle Y^Q \rangle + \langle Y^E \rangle - \bar{\mu} \langle N \rangle) = \int d\tau \Delta \dot{S}^{\text{NE}}(\tau)/k_B , \quad (14)$$

where $\Delta \dot{S}^{\text{NE}}$ is the NE entropy production rate. Hence, from the definition of $Q^{(+)}$ and $E^{(+)}$, the NE entropy production rate is directly related to the asymptotic steady state NE current of charge $\langle j_Q \rangle$ and energy $\langle j_E \rangle$:

$$\Delta \dot{S}^{\text{NE}}/k_B = (\beta_L \mu_L - \beta_R \mu_R) \langle j_Q \rangle / e - (\beta_L - \beta_R) \langle j_E \rangle . \quad (15)$$

Such a result has also been used in early work⁵².

A few remarks are now in order. At equilibrium when $T_L = T_R$ and $\mu_L = \mu_R$, there are obviously no current flows and no extra entropy is produced (apart from the equilibrium entropy arising from the thermal fluctuations in the L and R reservoirs). When $T_L = T_R$, there is no energy flow and there is a charge current when $\mu_L \neq \mu_R$. By convention, the NE averaged charge current $\langle j_Q \rangle$ is taken positive (negative) when flowing from $L(R)$ to $R(L)$, i.e. when $\mu_L > \mu_R$ ($\mu_L < \mu_R$). Hence the contribution $(\mu_L - \mu_R)\langle j_Q \rangle$ to the entropy production is always positive. Similarly, the NE averaged energy current $\langle j_E \rangle$ is taken positive (negative) when flowing from $L(R)$ to $R(L)$, i.e. when $T_L > T_R$ ($T_L < T_R$). Hence the contribution $-(\beta_L - \beta_R)\langle j_E \rangle$ to the entropy production is also always positive. However, the sign of the total contribution from $\langle j_Q \rangle$ and $\langle j_E \rangle$ to the entropy production (under general NE conditions) is not obvious without further investigation. A general argument for the positiveness of the NE entropy production rate was given in¹² and a few numerical examples were given in¹¹.

Using the same model system, i.e. the non-interacting single level coupled to two reservoirs, we provide in the next Section results for the entropy production rate for a wide range of parameters.

B. An example

In the absence of interaction, the Hamiltonian for the central region C is simply given by $H_C^0 = \varepsilon_0 d^\dagger d$ where d^\dagger (d) creates (annihilates) an electron in the level ε_0 . The non-interacting reservoirs are also described by a quadratic Hamiltonian $\alpha = L, R$ with $H_\alpha = \sum_i \varepsilon_\alpha c_{\alpha i}^\dagger c_{\alpha i} + t_\alpha (c_{\alpha i}^\dagger c_{\alpha i+1} + c.c.)$ where αi is an appropriate composite index to label the free electrons on the site i of the α reservoirs. The coupling between the central region and the electrodes is given via some hopping matrix elements v_α , and we have $\sum_\alpha (V_{C\alpha} + V_{\alpha C}) = \sum_\alpha v_\alpha (c_{\alpha 0}^\dagger d + d^\dagger c_{\alpha 0})$. We recall that, by definition, we have $W = H_C^0 + \sum_\alpha (V_{C\alpha} + V_{\alpha C})$. The only non vanishing anti-commutators are $\{d, d^\dagger\} = 1$ and $\{c_{\alpha i}, c_{\beta j}^\dagger\} = \delta_{ij} \delta_{\alpha\beta}$.

The charge and energy currents can be calculated from the NE average expression in Eq.(4)³⁴, from asymptotic steady state scattering techniques^{12,53-57} or from a NE Green's functions (NEGF) approach^{11,13}. The full equivalence between the asymptotic steady state scattering and the NEGF techniques has been shown in⁵⁸.

In⁴⁹, we have stressed that calculating the NE averages with the NE density matrix and the series expansion of the operators Y in Eq. (13), is equivalent to the NEGF approach in the steady-state regime. The Green's functions are correlation functions whose thermodynamical averages are formally identical to those given in Eq.(4). Both perturbation series used in the NEGF approach and in the derivations of the equations for the Y operators start from the same nonequilibrium series expansion. They are just two different ways of summing that series. For a non-interacting problem for which the series can be resummed exactly, the NEGF and the NE density matrix with the Y operators approach provide the same result^{59,60}. For an interacting system, one must resort to approximations to partially resum the series, and therefore the two approaches are similar only when the same approximations are used. For the purpose of the present section, we then use the NEGF approach as the calculations are more straight forward in the non-interacting case. We also note that the NEGF formalism permits us to include local interaction in the central region in a compact and self-consistent scheme, as we have done in^{22,61-67}.

For the non-interacting system, the charge and energy currents are related to the transmission coefficient $T(\omega)$ of the junction via the moments M_n :

$$M_n = \frac{1}{\hbar} \int \frac{d\omega}{2\pi} \omega^n T(\omega)(f_L(\omega) - f_R(\omega)) , \quad (16)$$

where $f_\alpha(\omega)$ is the equilibrium Fermi distribution of the reservoir α . The charge current is $\langle j_Q \rangle = eM_0$ and the energy current is $\langle j_E \rangle = M_1$. The transmission is obtained from $T(\omega) = G^r(\omega)\Gamma_L(\omega)G^a(\omega)\Gamma_R(\omega)$ where the NEGF $G^{r,a}$ are given by $G^r(\omega) = [\omega - \epsilon - \Sigma_{L+R}^r(\omega)]^{-1} = (G^a(\omega))^*$, with $\Sigma_{L+R}^r = \Sigma_L^r + \Sigma_R^r$ being the reservoirs self-energy. Furthermore we have $\Gamma_\alpha(\omega) = \Sigma_\alpha^a(\omega) - \Sigma_\alpha^r(\omega)$ and the reservoir α self-energy is defined by $\Sigma_\alpha^r(\omega) = v_\alpha^2 e^{-ik_\alpha(\omega)}/t_\alpha$ with the dispersion relation $\omega = \varepsilon_\alpha - 2t_\alpha \cos(k_\alpha(\omega))$.

Figure 1 shows the NE entropy production rate $\Delta\dot{S}^{\text{NE}}$ calculated for different transport regimes. The main conclusion is that $\Delta\dot{S}^{\text{NE}}$ is always a positive quantity, as expected. Such a behaviour is obtained for a system with a single chemical potential (see panel (a) in Fig. 1). It is also obtained when there are both a chemical potential and temperature differences between the reservoirs, regardless of the respective direction of the charge and energy currents, see panel (b) for currents flowing in the same direction and panel (c) for currents flowing in opposite directions.

In panel (d) Fig. 1, we have tried to reproduce the results shown in Fig. 3(b) of¹¹. The

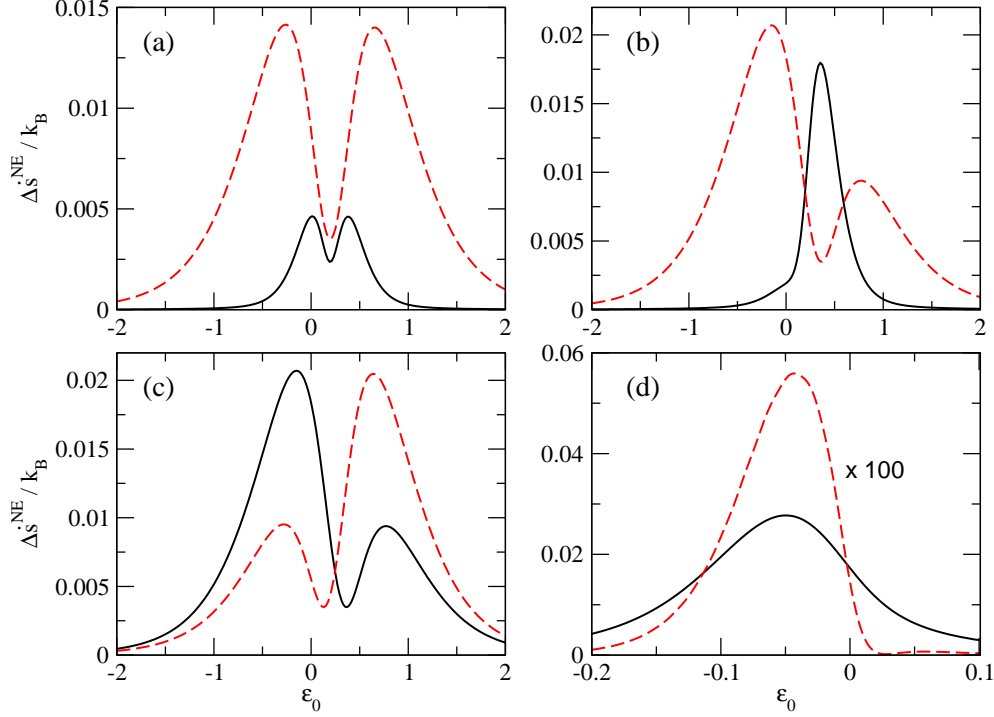


FIG. 1. NE entropy production rate $\Delta\dot{S}^{\text{NE}}$ versus the energy level ε_0 for different transport regimes. $\Delta\dot{S}^{\text{NE}}$ is always a positive quantity. (a) Only temperature differences ($\mu_L = \mu_R = 0.2$) $k_B T_L = 0.1$, $k_B T_R = 0.05$ (solid line) and $k_B T_L = 0.1$, $k_B T_R = 0.3$ (dashed line). (b) Both chemical potential and temperature differences ($\mu_L = 0.3$, $\mu_R = 0.2$) $k_B T_L = 0.1$, $k_B T_R = 0.05$ (solid line) and $k_B T_L = 0.1$, $k_B T_R = 0.3$ (dashed line). (c) Both temperature and chemical potential differences ($k_B T_L = 0.1$, $k_B T_R = 0.3$) $\mu_L = 0.3$, $\mu_R = 0.2$ (solid line) and $\mu_L = 0.2$, $\mu_R = 0.3$ (dashed line). (d) Comparison with results of Fig. 3(b) in Ref.¹¹. ($\mu_L = 0.05$, $\mu_R = 0.0$) $k_B T_L = 0.026$, $k_B T_R = 26/30.10^{-3}$, strong coupling $v_L = v_R = 0.2$ (solid line) and weak coupling $v_L = v_R = 0.02$ (dashed line, amplitude rescaled by a factor $\times 100$). The other parameters are $t_L = t_R = 2.0$ and $v_L = v_R = 0.25$ (when not specified otherwise). All parameters are given in dimension of energy in [eV].

results are qualitatively reproduced apart from the behaviour of the over whole amplitude of the entropy production rate. Indeed, in our model, the transmission coefficient $T(\omega)$ has roughly a Lorentzian lineshape, with a maximum amplitude of unity (whatever the values of the parameters are) and a width which scales approximately as $\sum_{\alpha} v_{\alpha}^2 / t_{\alpha}$ versus the coupling parameters between the central region C and the reservoirs. Hence the width of $T(\omega)$ increases with the strength of the coupling to the reservoirs, and therefore the currents

will always have a larger values when increasing the strength of this coupling. Consequently, the entropy production rate $\Delta\dot{S}^{\text{NE}}$ defined by Eq.(15) is always larger for larger values of the coupling to the reservoirs.

In Figure 2, we show how the NE entropy production rate $\Delta\dot{S}^{\text{NE}}$ depends on the NE conditions, i.e. on the chemical potential difference $\Delta\mu$ (see left panels (a) and (c) in Fig.2) or on temperature differences ΔT between the reservoirs (see right panels (b) and (d) in Fig.2). First it is important to note that, for all the parameters used, the NE entropy production rate $\Delta\dot{S}^{\text{NE}}$ is always a positive quantity (as expected). Furthermore, $\Delta\dot{S}^{\text{NE}}$ increases when the NE conditions are more important, i.e. when $\Delta\mu$ or ΔT increases. In other words, the more the system is out of equilibrium, the larger the entropy production becomes.

One should note that the dependence of $\Delta\dot{S}^{\text{NE}}$ on $\Delta\mu$ shows some form of linearity when $\Delta\mu \geq \Delta\mu^*$. This is simply due to the fact that the currents saturate: $\langle j_{Q,E}(\Delta\mu) \rangle = I_{Q,E}^{\text{sat}}$ when $\Delta\mu \geq \Delta\mu^*$. Indeed, in the saturation region, increasing $\Delta\mu$ does not change the value of the moments M_n as the transmission $T(\omega)$ is zero in energy range where $f_L(\omega) - f_R(\omega)$ is modified by an increase of $\Delta\mu$. In this regime, one can easily see that the dependence of $\Delta\dot{S}^{\text{NE}}$ on $\Delta\mu$ is simply linear with a slope given by $(\beta_L + \beta_R)I_Q^{\text{sat}}/2$. Furthermore, the slope is maximal when $\beta_L = \beta_R$ and smaller for any $\beta_L \neq \beta_R$ as clearly exemplified by the results shown in panels (a) and (c) in Figure 2. Such a saturation regime does not exist for increase ΔT differences (at fixed $\Delta\mu$) as shown in the panels (b) and (d) in Figure 2.

IV. NONEQUILIBRIUM GIBBS - VON NEUMANN ENTROPIES

In the previous Section, we have shown how the NE entropy production rate is related to the charge and energy currents. We have also shown that the NE steady state can be considered as a pseudo equilibrium state with a corresponding (time-independent) density matrix which is given in the form of a generalised Gibbs ensemble. It is therefore be very interesting to be able to define a NE entropy^{68,69} from the NE density matrix by using the equivalence between pseudo equilibrium states and equilibrium states. In other words: when we build a NE entropy from the equilibrium expression^{68,69} $S = k_B \langle \ln \mathcal{W} \rangle = -k_B \text{Tr}[\rho \ln \rho]$, which density matrix should be used?

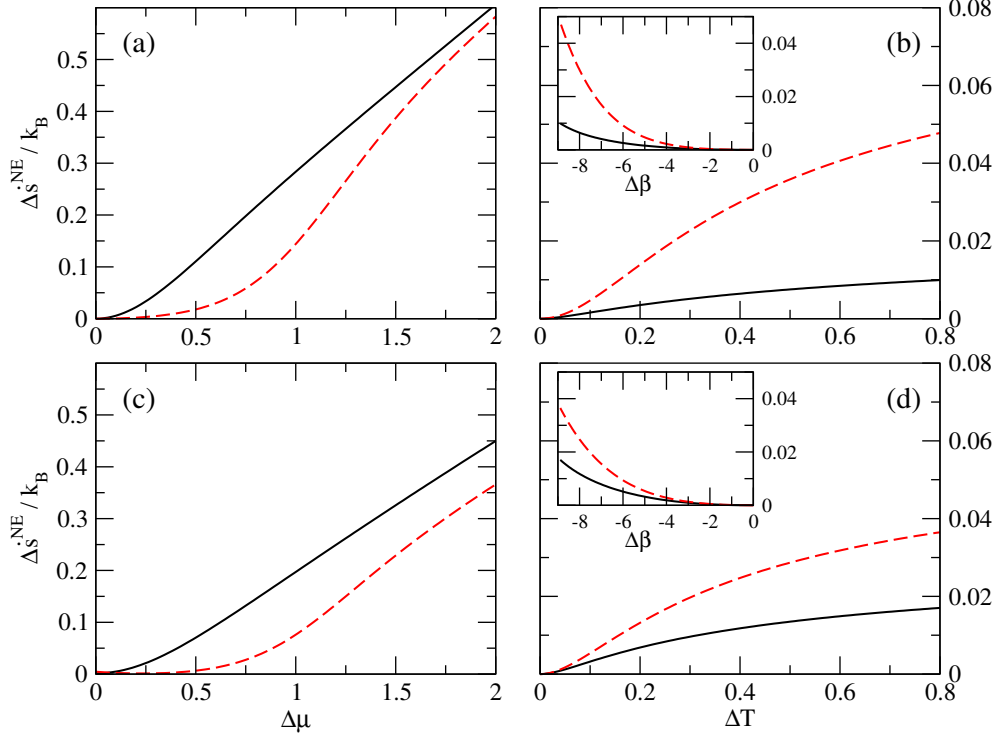


FIG. 2. NE entropy production rate $\Delta\dot{S}^{\text{NE}}$ versus the temperature difference ($\Delta T = T_L - T_R$ and $\Delta\beta = \beta_L - \beta_R$) and/or the chemical potential difference ($\Delta\mu = \mu_L - \mu_R$). $\Delta\dot{S}^{\text{NE}}$ is always a positive quantity, and increases when $\Delta\mu$ or ΔT ($|\Delta\beta|$) increases. The solid (dashed) lines are for the resonant (off-resonant) transport regime, i.e. $\varepsilon_0 \sim (>) \mu^{\text{eq}}$ when $\Delta\mu = 0$. (a) System at a unique temperature $k_B T_L = k_B T_R = 0.1$. (b) System with a unique chemical potential $\mu_L = \mu_R = 0.2$. In the inset, we also show the dependence of $\Delta\dot{S}^{\text{NE}}$ vs $\Delta\beta$. (c) System with a temperature difference $k_B T_L = 0.1, k_B T_R = 0.2$. (d) System with a chemical potential difference $\mu_L = 0.35, \mu_R = 0.05$. The inset shows the $\Delta\dot{S}^{\text{NE}}$ vs $\Delta\beta$. The other parameters are $t_L = t_R = 2.0$ and $v_L = v_R = 0.25$ (given in [eV]). For the dependence on $\Delta\mu$, we take $\mu_L = \mu^{\text{eq}} + \Delta\mu/2$ and $\mu_R = \mu^{\text{eq}} - \Delta\mu/2$ with $\mu^{\text{eq}} = 0.2$. For the dependence on ΔT , we take $T_R = T^0 = 0.1$, $T_L = T^0 + \Delta T$ (hence $\Delta\beta < 0$ for $\Delta T > 0$).

A. Which density matrix?

The first natural choice would be to take the NE density matrix ρ^{NE} derived in the previous Section. However such a choice does not bring any information about entropy production under the NE conditions. Indeed, if we consider the asymptotic operator $A^{(+)}$ being obtained from a unitary transformation ($\Omega^{(+)}\Omega^{(+)-1} = \mathbb{1}$), we can show that for any

function $f(A)$:

$$\text{Tr}[A^{(+)}f(A^{(+)})] = \text{Tr}[A^{(+)}\Omega^{(+)}f(A)\Omega^{(+)-1}] = \text{Tr}[\Omega^{(+)}Af(A)\Omega^{(+)-1}] = \text{Tr}[Af(A)]. \quad (17)$$

By taking $A = \rho_0$ and $f(\cdot) = \ln(\cdot)$, one easily see that $\text{Tr}[\rho^{\text{NE}} \ln \rho^{\text{NE}}] = \text{Tr}[\rho_0 \ln \rho_0]$. The quantity $\text{Tr}[\rho_0 \ln \rho_0] = \sum_{\alpha=L,C,R} \text{Tr}_{(\alpha)}[\rho_\alpha \ln \rho_\alpha]$ defines the entropy of the three separated L, C, R regions. It does not contains any information about the charge and energy currents following through the entire system under general NE conditions.

Another possibility would be to take the NE average of the density matrix of the coupled system at equilibrium, i.e. $S^{\text{NE}} = -k_B \text{Tr}[\rho^{\text{NE}} \ln \rho^{\text{eq}}]$ where $\rho^{\text{eq}} = Z^{-1} \exp \{-\beta^{\text{eq}}(H - \mu^{\text{eq}}N)\}$. However, from the intertwining relation, we have $\Omega^{(+)-1}H\Omega^{(+)} = H_0$ and $\Omega^{(+)-1}N\Omega^{(+)} = N^{46}$, and we obtain $S^{\text{NE}} = k_B \text{Tr}[\rho^{\text{NE}} \ln \rho^{\text{eq}}] = -k_B \text{Tr}[\rho_0 \ln \rho_0^{\text{eq}}]$ with $\rho^{\text{eq}} \propto \exp \{-\beta^{\text{eq}}(H_0 - \mu^{\text{eq}}N)\}$. Such an entropy contains some information about the NE conditions, considering that $\beta_{L,R}$ and $\mu_{L,R}$ in $\rho_{L,R}$ are different from the equilibrium β^{eq} and μ^{eq} . However this entropy is defined from the non-interacting Hamiltonian only, and it lacks the presence of the operator W which is the generator of the different charge and energy currents. Hence such an entropy does not contain any information about the fluxes which are the responses to the applied forces $\Delta\mu$ and ΔT .

One has to go back to the definition of the NE steady state averages given in Eq. (4). The asymptotic time-dependence, in such average, has been passed on to the NE density matrix which we use to calculate the average of quantum operators. Hence, it follows that one should define the entropy from the NE average of the nominal density matrix ρ_0 , i.e. $S^{\text{NE}} = -k_B \text{Tr}[\rho^{\text{NE}} \ln \rho_0]$.

As the density matrix ρ_0 is the direct product of the individual density matrices of each separate L, C, R regions, it is easy to show that

$$S^{\text{NE}} = -k_B \text{Tr}[\rho^{\text{NE}} \ln \rho_0] = S_L^{\text{NE}} + S_C^{\text{NE}} + S_R^{\text{NE}} \quad \text{where} \quad S_\alpha^{\text{NE}} = -k_B \text{Tr}_{(\alpha)}[\rho_{\text{red},\alpha}^{\text{NE}} \ln \rho_\alpha]. \quad (18)$$

S_α^{NE} is the contribution of the region α and $\rho_{\text{red},\alpha}^{\text{NE}}$ is the corresponding reduced density matrix obtained from $\rho_{\text{red},\alpha}^{\text{NE}} = \text{Tr}_{(\beta,\beta')}[\rho^{\text{NE}}]$ with $\beta, \beta' = L, C, R$ and $\beta \neq \beta' \neq \alpha$. For example, the NE reduced density matrix in the central region $\rho_{\text{red},C}^{\text{NE}}$ is obtained from $\rho_{\text{red},\alpha}^{\text{NE}} = \text{Tr}_{(L,R)}[\rho^{\text{NE}}]$.

The corresponding entropy S_C^{NE} has been the object of recent studies¹⁰⁻¹⁴ but it is clearly only a part of the entire entropy production in the system. For example, the contributions S_L^{NE} and S_R^{NE} are different from their (isolated) equilibrium counter parts $S_\alpha^{\text{eq}} = -k_B \text{Tr}_{(\alpha)}[\rho_\alpha \ln \rho_\alpha]$ ($\alpha = L, R$) since $\rho_{\text{red},\alpha}^{\text{NE}} \neq \rho_\alpha$.

We now further comment on this point. For that, we consider small deviations from the equilibrium where $\mu_{L,R} = \mu \pm \frac{1}{2}\Delta\mu$ and $\beta_{L,R} = \beta \pm \frac{1}{2}\Delta\beta$ with $\Delta\mu \ll 1$ (hence $\Delta\mu \ll 1$) and $\Delta\beta \ll 1$. Hence

$$\begin{aligned} \rho^{\text{NE}} &\approx Z^{-1} \exp \left\{ -\beta(H_{L+R}^{(+)} - \mu N_{L+R}^{(+)}) \right\} (1 + \Delta\mu Q^{(+)}) (1 - \Delta\beta E^{(+)}) \rho_C(H_C^{(+)}) \\ &\approx Z^{-1} \exp \left\{ -\beta(H_{L+R}^{(+)} - \mu N_{L+R}^{(+)}) \right\} \rho_C(H_C^{(+)}) (1 + \Delta\mu Q^{(+)} - \Delta\beta E^{(+)}) , \end{aligned} \quad (19)$$

where we kept only the lowest order terms in $\Delta\mu$ and $\Delta\beta$. Furthermore, if we assume a lowest order expansion of the density matrices $e^{-\beta(H_\alpha^{(+)} - \mu N_\alpha^{(+)})} \approx e^{-\beta(H_\alpha - \mu N_\alpha)}$ and $\rho_C(H_C^{(+)}) \approx \rho_C(H_C)$, one gets:

$$\rho_{\text{red},L}^{\text{NE}} = \text{Tr}_{(C,R)}[\rho^{\text{NE}}] \approx \rho_L \text{Tr}_{(C,R)} [1 + \Delta\mu Q^{(+)} - \Delta\beta E^{(+)}] , \quad (20)$$

and therefore

$$\begin{aligned} S_L^{\text{NE}} &= -k_B \text{Tr}_{(L)} [\rho_{\text{red},L}^{\text{NE}} \ln \rho_L] \\ &\approx -k_B \text{Tr}_{(L)} [\rho_L \ln \rho_L] - k_B \text{Tr}_{(L)} [\rho_L \text{Tr}_{(C,R)} [\Delta\mu Q^{(+)} - \Delta\beta E^{(+)}] \ln \rho_L] . \end{aligned} \quad (21)$$

The first term in the above equation is simply the entropy S_L^{eq} of the isolated L region with the associated grand canonical density matrix given by Eq. (2). The second term can be re-arranged as follows: $-k_B \text{Tr}_{(L)} [\rho_L \text{Tr}_{(C,R)} [\Delta\mu Q^{(+)} - \Delta\beta E^{(+)}] \ln \rho_L] = -k_B \text{Tr} [\rho_L (\Delta\mu Q^{(+)} - \Delta\beta E^{(+)}) \ln \rho_L] = \text{Tr} [(\Delta\mu Q^{(+)} - \Delta\beta E^{(+)}) (-k_B \rho_L \ln \rho_L)]$. Finally, we have

$$S_L^{\text{NE}} \approx S_L^{\text{eq}} + \text{Tr} \left[\frac{\Delta \mathcal{S}^{\text{NE}}}{k_b} \mathcal{S}_L^{\text{eq}} \right] , \quad (22)$$

where $\Delta \mathcal{S}^{\text{NE}}$ is the operator defining the entropy production in Eq. (14), and $\mathcal{S}_L^{\text{eq}} = -k_B \rho_L \ln \rho_L$ with $S_L^{\text{eq}} = \text{Tr}_{(L)}[\mathcal{S}_L^{\text{eq}}]$. Similar expressions can be found for S_C^{NE} and S_R^{NE} .

The result show that, under general NE conditions, NE entropy is produced in the central region and in the reservoirs as well. Such an entropy is always related to the charge and energy currents flowing at the interfaces between the central region and the L and R regions.

The full calculation of the entropy from Eq. (18) is a non trivial task, especially for arbitrary interaction V_C^{int} in the central region. This can however achieved by either determining the asymptotic scattering states $|L_k^{(+)}\rangle = \Omega^{(+)}|L_k\rangle$ for the L region (and for the states $|R_k\rangle$ and $|C_n\rangle$ for the R and C regions respectively). Following^{12,53–57}, the scattering states of the L region, for the model described in Section III B, are given by: $|L_k^{(+)}\rangle = |L_k\rangle + v_L G^r(\epsilon_{Lk})|C_n\rangle + \sum_{\alpha=L,R;k'} v_L v_\alpha G^r(\epsilon_{Lk})/(\epsilon_{Lk} - \epsilon_{\alpha k'} + i0^+)|\alpha_{k'}\rangle$. For the non-interacting case in Section III B, the calculations of the entropy can also be easily performed using the NEGF formalism which we consider in the next Section.

B. An example for the entropy of the central region

We now consider numerical calculations for the Gibbs - von Neumann entropy using the single level model described in Section III B. We have shown that the NE steady state can be considered as a pseudo equilibrium state with a corresponding generalised Gibbs ensemble given by ρ^{NE} . Following the same principles of equilibrium statistical mechanics, one can defined from the generalised Gibbs ensemble a local NE distribution functions⁶⁶ in the L, C, R regions. From these NE distributions functions, one can also defined the corresponding Gibbs - von Neumann entropies. For example, the NE entropy S_C^{NE} in the central region C can be defined as follows⁵²:

$$S_C^{\text{NE}}(\Delta\mu, \Delta T) = -k_B \int \frac{d\omega}{2\pi} A_C(\omega) [f_C^{\text{NE}}(\omega) \ln f_C^{\text{NE}} + (1 - f_C^{\text{NE}}(\omega)) \ln(1 - f_C^{\text{NE}})] , \quad (23)$$

where $f_C^{\text{NE}}(\omega)$ is the NE distribution function of the central region and $A_C(\omega)$ is the corresponding spectral function defined from the NEGF as $A_C(\omega) = -\text{Im}G^r(\omega)/\pi$. It should be noted that the entropy S_C^{NE} is only a part of the total entropy S^{NE} in Eq.(18), which is produced in the entire system under the general NE conditions.

For non-interacting system considered in Sec. III B, the NE distribution function in the central region is just an weighted averaged of the equilibrium Fermi distributions of the reservoirs $f_C^{\text{NE}}(\omega) = [\Gamma_L(\omega)f_L(\omega) + \Gamma_R(\omega)f_R(\omega)]/\Gamma_{L+R}(\omega)$.

Figure 3 shows the dependence of the entropy S_C^{NE} calculated for different transport regime. Once more, we can see that S_C^{NE} is always a positive quantity. The positiveness of S_C^{NE} is obtained when the system has a single chemical potential (see panel (a) in Fig. 3) as well as when there are both a chemical potential and temperature differences between the reservoirs (see panels (b) and (c) in Fig. 3). In panel Fig. 3.(d), we show the behaviour of the entropy for the same parameter used in Fig. 1.(d) and we recover the same qualitative behaviour as shown in Fig. 3(b) of¹¹. The amplitude of the entropy is larger in the weak coupling limit in comparison to the strong coupling limit to the reservoirs. One should however note that in Fig. 3, S_C^{NE} has the dimension of an entropy, i.e. [energy]/[temperature], while in Fig. 3(b) of¹¹ and Fig. 1, we are dealing with an entropy production rate, i.e. a quantity with dimension [energy]/[temperature \times time].

In Figure 4, we show the dependence of the entropy S_C^{NE} on the NE conditions, i.e. on the chemical potential difference $\Delta\mu$, as shown in the left panels (a) and (c), and on temperature

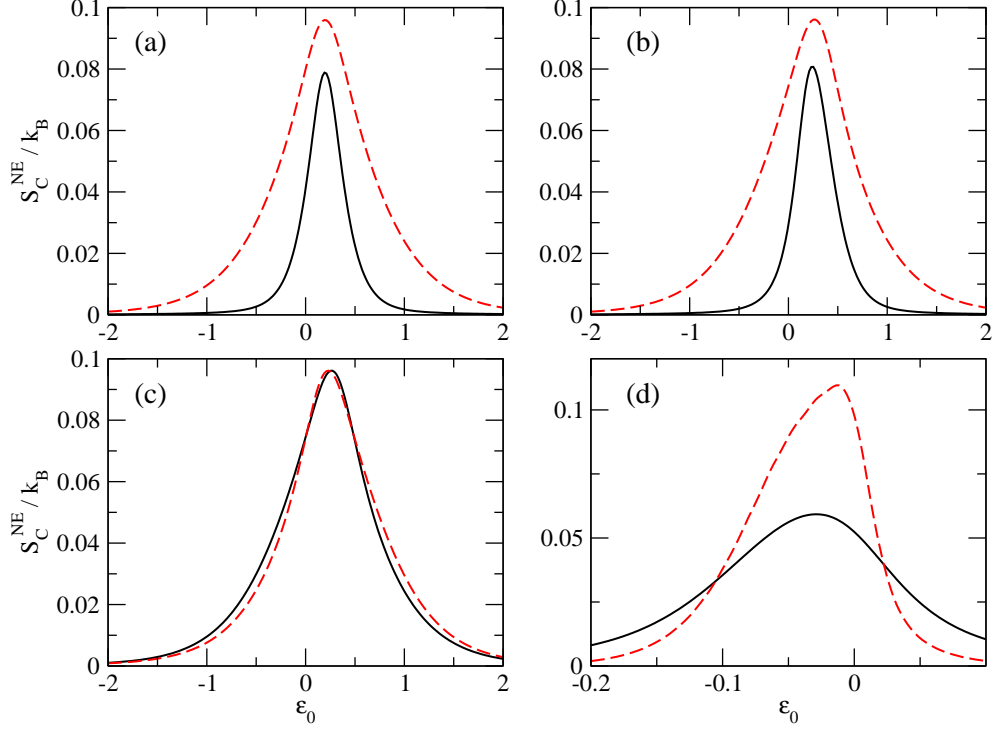


FIG. 3. Gibbs - von Neumann NE entropy for the central region S_C^{NE} versus the energy level ε_0 for the different transport regimes considered in Figure 1. The Gibbs NE entropy S_C^{NE} is always a positive quantity as expected. (a) ($\mu_L = \mu_R = 0.2$) $k_B T_L = 0.1$, $k_B T_R = 0.05$ (solid line) and $k_B T_L = 0.1$, $k_B T_R = 0.3$ (dashed line). (b) Both chemical potential and temperature differences ($\mu_L = 0.3$, $\mu_R = 0.2$) $k_B T_L = 0.1$, $k_B T_R = 0.05$ (solid line) and $k_B T_L = 0.1$, $k_B T_R = 0.3$ (dashed line). (c) Both temperature and chemical potential differences ($k_B T_L = 0.1$, $k_B T_R = 0.3$) $\mu_L = 0.3$, $\mu_R = 0.2$ (solid line) and $\mu_L = 0.2$, $\mu_R = 0.3$ (dashed line). (d) Comparison with results of Fig. 3(b) in Ref.¹¹. ($\mu_L = 0.05$, $\mu_R = 0.0$) $k_B T_L = 0.026$, $k_B T_R = 26/30 \cdot 10^{-3}$, strong coupling $v_L = v_R = 0.2$ (solid line) and weak coupling $v_L = v_R = 0.02$ (dashed line). The other parameters are $t_L = t_R = 2.0$ and $v_L = v_R = 0.25$ (when not specified otherwise) and given in [eV].

differences ΔT between the reservoirs, as shown in the right panels (b) and (d). One can see that, for the range of parameters we used, the NE entropy production S_C^{NE} is once more a positive quantity (as expected). Furthermore, the entropy S_C^{NE} increases with the NE conditions, i.e. it increases for increasing values of $\Delta\mu$ and/or ΔT . We also observe a saturation regime in S_C^{NE} with increasing $\Delta\mu$. In the saturation regime, an increase of $\Delta\mu$ changes the features of the NE distribution function $f_C^{\text{NE}}(\omega)$ in an energy range where the

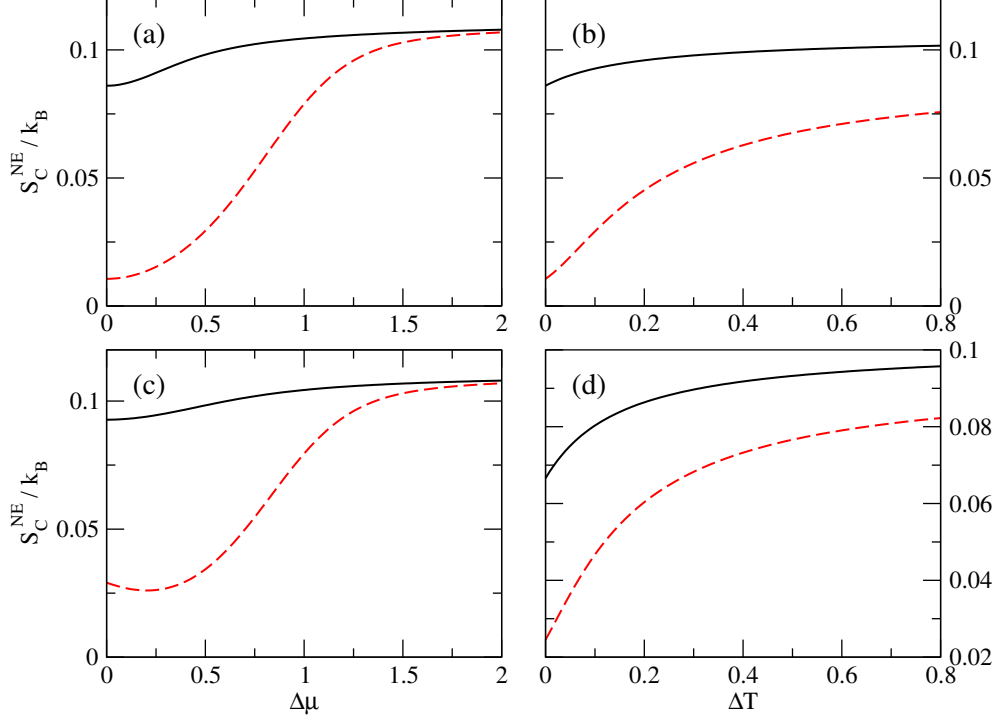


FIG. 4. Gibbs - von Neumann NE entropy for the central region S_C^{NE} versus the temperature difference ($\Delta T = T_L - T_R$ and $\Delta\beta = \beta_L - \beta_R$) and/or the chemical potential difference ($\Delta\mu = \mu_L - \mu_R$). $\Delta\dot{S}^{\text{NE}}$ is always a positive quantity, and increases when $\Delta\mu$ or ΔT ($|\Delta\beta|$) increases. The solid (dashed) lines are for the resonant (off-resonant) transport regime, i.e. $\varepsilon_0 \sim (>) \mu^{\text{eq}}$ when $\Delta\mu = 0$. (a) System at a unique temperature $k_B T_L = k_B T_R = 0.1$. (b) System with a unique chemical potential $\mu_L = \mu_R = 0.2$. In the inset, we also show the dependence of $\Delta\dot{S}^{\text{NE}}$ vs $\Delta\beta$. (c) System with a temperature difference $k_B T_L = 0.1, k_B T_R = 0.2$. (d) System with a chemical potential difference $\mu_L = 0.35, \mu_R = 0.05$. The inset shows the $\Delta\dot{S}^{\text{NE}}$ vs $\Delta\beta$. The other parameters are $t_L = t_R = 2.0$ and $v_L = v_R = 0.25$ (given in [eV]). For the dependence on $\Delta\mu$, we take $\mu_L = \mu^{\text{eq}} + \Delta\mu/2$ and $\mu_R = \mu^{\text{eq}} - \Delta\mu/2$ with $\mu^{\text{eq}} = 0.2$. For the dependence on ΔT , we take and $T_R = T^0 = 0.1, T_L = T^0 + \Delta T$ (hence $\Delta\beta < 0$ for $\Delta T > 0$).

spectral function $A_C(\omega)$ has no weight, i.e. where $A_C(\omega) = 0$. Therefore the energy integral in Eq. (23) does not change with increasing $\Delta\mu$ and the entropy S_C^{NE} saturates.

Finally, one should note that the calculation of the Gibbs - von Neumann NE entropy for the central region as well as the calculation of the entropy production rate Eq. (15) can also be performed when interactions are present in the central region. Our expressions for the entropies are generally applicable to the cases with and without interactions in the central

region. The latter is directly related to the charge and energy currents which can be calculated for different kinds of interaction in the central region. For example, in^{22,61–63,65}, we have studied the effect of electron-vibration interaction on the electron current. For Gibbs - von Neumann NE entropy, one can also defined a NE distribution function f_C^{NE} which contains all the effects of the interactions as shown in⁶⁶. The interactions will affect the entropy production, however we expect that, with the so-called conservative approximations for the interaction, the positiveness of the entropy will be conserved. In the presence of interaction with extra degrees of the freedom (vibration or other boson modes), the contribution of their respective entropy production will need to be taken into account. However such an in-depth study is out of the scope of the present paper.

V. DISCUSSION AND CONCLUSION

We have studied the steady state NE thermodynamical properties of an open quantum system connected to two reservoirs α , the latter are acting as equilibrium (particle and heat) baths with their respective temperature T_α and chemical potential μ_α . We have shown that the steady state of the entire system can be seen as a pseudo equilibrium state. The corresponding NE density matrix is expressed in the form of a generalised Gibbs ensemble $\rho^{\text{NE}} = e^{-\bar{\beta}(H - \bar{\mu}N + \sum_{a=Q,E} \lambda_a \mathcal{J}_a)} / Z$.

The NE density matrix is time independent and built from the so-called conserved quantities: the total Hamiltonian H and the total number of electrons N and the $\mathcal{J}_{Q,E}$ quantities which are related to the fluxes of charge and energy flowing in between the central region C and the reservoirs. We have given different forms for the NE density matrix and shown their mutual equivalence. The extra terms entering the definition of ρ^{NE} which do not exist in the equilibrium grand canonical representation have been clearly identified and have been shown to be related to the entropy production in the entire system. From their expression, the entropy production rate is given in terms of the charge and energy currents.

We have calculated such an entropy production rate for a model system consisting in a single electron resonance coupled to two Fermi reservoirs. Numerical results performed for different transport regimes have shown that the entropy production rate is always a positive quantity.

Furthermore, based upon the pseudo equilibrium properties of the steady state, we have

also calculated a Gibbs - von Neumann entropy for the entire system. Our results show that the NE conditions create extra entropy in the central region as well as in the reservoirs. The former can be derived from the equilibrium expression of the entropy by using the appropriate NE distribution function in the central region.

Our numerical results for the entropy production and production rate corroborate and expand earlier studies¹⁰⁻¹⁴. These results also open a new route for determining the NE thermodynamical properties of quantum open systems under general conditions. For example the corresponding NE specific heat or charge susceptibility²² can be directly obtained from the derivative of the entropy versus the applied temperature or chemical potential biases.

ACKNOWLEDGMENTS

The author thanks Benjamin Doyon and Lev Kantorovich for fruitful discussions. The UK EPSRC is acknowledged for financial support under Grant No. EP/J019259/1.

REFERENCES

- ¹Spohn, H. Entropy production for quantum dynamical semigroups. *J. Math. Phys.* **1978**, *19*, 1227.
- ²Alicki, R. The quantum open system as a model of the heat engine. *J. Phys. A: Math. Gen.* **1979**, *12*, L103.
- ³Allahverdyan, A.E.; Balian, R.; Nieuwenhuizen, T.M. Quantum thermodynamics: thermodynamics at the nanoscale. *Journal of Modern Optics* **2004**, *51*, 2703.
- ⁴Davies, E.B. A Model of Heat Conduction. *J. Stat. Phys.* **1978**, *18*, 161.
- ⁵Spohn, H.; Lebovitz J.L. Irreversible Thermodynamics for Quantum Systems Weakly Coupled to Thermal Reservoirs. *Adv. Chem. Phys.* **1978**, *Volume XXXVII*, Edited by S.A. Rice, John Wiley & Sons: New York, USA; pp. 109–142.
- ⁶Kosloff, R. Quantum thermodynamics: A dynamical viewpoint. *Entropy* **2013**, *15*, 2100–2128.
- ⁷Campisi M.; Talkner P.; Hänggi P. Thermodynamics and fluctuation theorems for a strongly coupled open quantum system: an exactly solvable case. *J. Phys. A: Math. Theor.* **2009**, *42*, 392002.

- ⁸Deffner S.; Lutz E.; Nonequilibrium Entropy Production for Open Quantum Systems. *Phys. Rev. Lett.* **2011**, *107*, 140404.
- ⁹Ajisaka S.; Barra F.; Mejía-Monasterio C.; Prosen T. Nonequilibrium particle and energy currents in quantum chains connected to mesoscopic Fermi reservoirs *Phys. Rev. B* **2012**, *86*, 125111.
- ¹⁰Ludovico M.F.; Lim J.S.; Moskalets M.; Arrachea L.; Sánchez D. Dynamical energy transfer in ac-driven quantum systems. *Phys. Rev. B* **2014**, *89*, 161306(R).
- ¹¹Esposito M.; Ochoa M.A; Galperin M. Quantum Thermodynamics: A Nonequilibrium Green's Function Approach. *Phys. Rev. Lett.* **2015**, *14*, 080602.
- ¹²Topp G.E.; Brandes T.; Schaller G. Steady-state thermodynamics of non-interacting transport beyond weak coupling. *Euro Phys. Lett.* **2015**, *110*, 67003.
- ¹³Bruch A.; Thomas M.; Kusminskiy S.V.; von Oppen F.; Nitzan A. Quantum thermodynamics of the driven resonant level model. *Phys. Rev. B* **2016**, *93*, 115318.
- ¹⁴Solano-Carrillo E.; Millis A.J. Theory of entropy production in quantum many-body systems. *Phys. Rev. B* **2016**, *93*, 224305.
- ¹⁵Ludovico M.F.; Moskalets M.; Arrachea L.; Sánchez D. Periodic Energy Transport and Entropy Production in Quantum Electronics. *Entropy* **2016**, *18*, 419.
- ¹⁶McLennan, J.A. Statistical Mechanics of the Steady State. *Physical Review* **1959**, *115*, 1405.
- ¹⁷Zubarev, D.N. *Nonequilibrium Statistical Thermodynamics*; Consultants Bureau: New York, 1974.
- ¹⁸Zubarev, D.N. Nonequilibrium statistical operator as a generalization of Gibbs distribution for nonequilibrium case. *Condensed Matter Physics* **1994**, *4*, 7.
- ¹⁹Zubarev, D.N.; Morozov, V.; Röpke, G. *Statistical Mechanics of Nonequilibrium Processes. Volume 1: Basic Concepts, Kinetic Theory*; Akamedie Verlag: Berlin, 1996.
- ²⁰Zubarev, D.N.; Morozov, V.; Röpke, G. *Statistical Mechanics of Nonequilibrium Processes. Volume 2: Relaxation and Hydrodynamic Processes*; Akamedie Verlag: Berlin, 1997.
- ²¹Morozov, V.G.; G.Röpke. Zubarev's method of a nonequilibrium statistical operator and some challenges in the theory of irreversible processes. *Condensed Matter Physics* **1998**, *1*, 673.
- ²²Ness, H.; Dash, L.K. Non-equilibrium charge susceptibility and dynamical conductance: Identification of scattering processes in quantum transport. *Phys. Rev. Lett.* **2012**,

- 108, 126401.
- ²³Ruelle, D. Natural Nonequilibrium States in Quantum Statistical Mechanics. *J. Stat. Phys.* **2000**, *98*, 57.
- ²⁴Tasaki, S.; Matsui, T. *Fundamental Aspects of Quantum Physics: Proceedings of the Japan-Italy Joint Workshop on Quantum Open Systems, Quantum Chaos and Quantum Measurement*; World Scientific Publishing Co Pte Ltd: Singapore, 2003; p. 100.
- ²⁵Fröhlich, J.; Merkli, M.; Ueltschi, D. Dissipative Transport: Thermal Contacts and Tunneling Junctions. *Annales Henri Poincaré* **2003**, *4*, 897.
- ²⁶Tasaki, S.; Takahashi, J. Nonequilibrium Steady States and MacLennan-Zubarev Ensembles in a Quantum Junction System. *Prog. Theor. Phys.* **2006**, *165*, 57.
- ²⁷Maes, C.; Netočný, K. Rigorous meaning of McLennan ensembles. *J. Math. Phys.* **2010**, *51*, 015219.
- ²⁸Tasaki, S.; Ajisaka, S.; Barra, F. Quantum statistical mechanics in infinitely extended systems (C* algebraic approach). *Bussei Kenkyu* **2011**, *97*, 483.
- ²⁹Moldoveanu, V.; Cornean, H.D.; Pillet, C.-A. Nonequilibrium steady states for interacting open systems: Exact results. *Phys. Rev. B* **2011**, *84*, 075464.
- ³⁰Cornean H.D.; Moldoveanu V. On the cotunneling regime of interacting quantum dots. *J. Phys. A: Math. Theor.* **2011**, *44*, 305002.
- ³¹Cornean H.D.; Moldoveanu V.; Pillet C.-A. On the Steady State Correlation Functions of Open Interacting Systems. *Commun. Math. Phys.* **2014**, *331*, 265.
- ³²Ojima, I. Entropy production and nonequilibrium stationarity in quantum dynamical systems. Physical Meaning of the van Hove limit. *J. Stat. Phys.* **1989**, *56*, 203.
- ³³Cornean, H.D.; Duclos, P.; Nenciu, G.; Purice, R. Adiabatically switched-on electrical bias and the Landauer-Büttiker formula. *J. Math. Phys.* **2008**, *49*, 102106.
- ³⁴Ness, H. Nonequilibrium density matrix in quantum open systems: Generalization for simultaneous heat and charge steady-state transport. *Phys. Rev. E* **2014**, *90*, 602119.
- ³⁵Fujii, T. Nonequilibrium Kubo Formula of Finite Conductor Connected to Reservoirs based on Keldysh Formalism. *J. Phys. Soc. Jpn.* **2007**, *76*, 044709.
- ³⁶Doyon, B.; Andrei, N. Universal aspects of nonequilibrium currents in a quantum dot. *Phys. Rev. B* **2006**, *73*, 245326.
- ³⁷Gelin, M.F.; Kosov, D.S. Asymptotic non-equilibrium steady state operators. *Phys. Rev. E* **2009**, *80*, 022101.

- ³⁸Hershfield, S. Reformulation of Steady State Nonequilibrium Quantum Statistical Mechanics. *Phys. Rev. Lett.* **1993**, *70*, 2134.
- ³⁹Hyldgaard, P. Nonequilibrium thermodynamics of interacting tunneling transport: variational grand potential and nature of forces. *J. Phys.: Condens. Matter* **2012**, *24*, 424219.
- ⁴⁰Bernard, D.; Doyon, B. Time-reversal symmetry and fluctuation relations in nonequilibrium quantum steady states. *J. Phys. A: Math. Theor.* **2013**, *46*, 372001.
- ⁴¹Gell-Mann, M.; Goldberger, M.L. The Formal Theory of Scattering. *Phys. Rev.* **1953**, *91*, 398.
- ⁴²Akhiezer, A.I.; Peletminskii, S.V. *Methods of Statistical Physics*; Pergamon Press: Oxford, UK, 1981.
- ⁴³Bohm, A. *Quantum Mechanics: Foundations and Applications*; Springer: Berlin, 1993.
- ⁴⁴Baute, A.D.; Egusquiza, I.L.; Muga, J.G. Moeller operators and LippmannSchwinger equations for steplike potentials. *J. Phys. A: Math. Gen.* **2001**, *34*, 5341.
- ⁴⁵It is known from quantum transport theory⁷⁰ that, in the steady state, the currents at the L/C and C/R interfaces are equal to each other (up to the proper sign convention). Hence any linear combination of the type $J = aJ_L - bJ_R$ (with $a + b = 1$) can be used. It is then possible to transform Eq. (6) into a form similar to Eq. (10), i.e. $\rho^{\text{NE}} \propto \exp \left\{ -\tilde{\beta}(H_{L+R}^{(+)} - \tilde{\mu}N_{L+R}^{(+)}) + \Delta_\mu Q^{(+)} - \Delta\beta E^{(+)} \right\}$, by using any linear combination of the type $Q = aN_L - (1 - a)N_R$ and $E = aH_L - (1 - a)H_R$ with $a \in [0, 1]$. Simple mathematical manipulations show that $\Delta_\mu = \beta_L\mu_L - \beta_R\mu_R$ and $\Delta\beta = \beta_L - \beta_R$, as in Eq. (10), and that $\tilde{\beta} = (1 - a)\beta_L + a\beta_R$ and $\tilde{\beta}\tilde{\mu} = (1 - a)\beta_L\mu_L + a\beta_R\mu_R$. Obviously, for $a = 1/2$, one recovers the expected Eq. (10).
- ⁴⁶In Appendix A of³⁴, we have demonstrated the intertwining relation $H\Omega^{(+)} = \Omega^{(+)}H_0$. Following the same steps, we can also show that $N\Omega^{(+)} = \Omega^{(+)}N$ when one assumes that the total number of electron operator N commutes with the Hamiltonian H . Hence we have not only $[H_\alpha, N_\beta] = 0$ but also $[H, \sum_\beta N_\beta] = 0$. In other words, the total number of electron is conserved and $[W, N_L + N_C + N_R] = 0$, implying to all the electrons coming out (in) the reservoirs are going in (out) the central region C .
- ⁴⁷Velický B.; Kalvová A.; Špička V. Correlated Initial Condition for an Embedded Process by Time Partitioning. *Phys. Rev. B* **2010**, *81*, 235116.
- ⁴⁸Such a fact may not appear as a rigorous mathematical derivation, however it is known that the steady state does not depend of the initial choice of ρ_0 . Furthermore, one

could note that another splitting of the total Hamiltonian H can be used to reduce the complexity of the expressions for the NE density matrix. In an earlier work³⁴, we considered splitting the Hamiltonian H into $H_0 + W$ where H_0 is only $H_0 = H_L + H_R$, hence the initial density matrix is only the direct product $\rho_0 = \rho_L \otimes \rho_R$, and the expected form of the NE density matrix is obtained. A difference however occurs in the construction of the Y operators given in Eq.(13). In the present work, the operator W does not include H_C while it does in³⁴. In the calculation of the Gibbs-like entropy in the central region, one deals with products of terms including $\rho(H_C^+) \ln \rho_C$. The asymptotic operator $\rho(H_C^+)$ can be expanded in a series of ρ_C^n from the series expansion of Moeller operators. Hence leading to a series of terms in $\rho_C^n \ln \rho_C$. By considering that initially the central region (of finite size) is fully isolate, there cannot be any partial occupation of the electronic levels, and hence the terms $\rho_C^n \ln \rho_C$ expressed in the basis set of the central region will lead to the evaluation of either $1^n \ln 1$ or $0^n \ln 0$. This obviously leads to a zero contribution to the entropy, and therefore the terms in $\rho(H_C^+)$ in the density matrix can be ignored.

⁴⁹Ness, H. Nonequilibrium density matrix for quantum transport: Hershfield approach as a McLennan Zubarev form of the statistical operator. *Phys. Rev. E* **2013**, *88*, 022121.

⁵⁰Sierra M.A.; Sánchez D. Nonlinear heat conduction in Coulomb-blockaded quantum dots. *Materials Today: Proceedings* **2015**, *2*, 483490.

⁵¹Peletminskii, S.V.; Prikhod'ko, V.I. Method of asymptotic operators in Statistical Mechanics. I. Stationary Homogeneous States. *Theor. Math. Phys.* **1972**, *12*, 680.

⁵²Similar results for the entropy production rate or for the Gibbs–von Neumann entropy have been also derived or used in Refs.^{10–14}. A critical analysis of the results in^{10,13} has been given in^{71,72}. In¹¹, no expression for the entropy production rate was given while its expression for the Gibbs - von Neumann entropy differs significantly from Eq. (23) due to the different time-dependent conditions. In the present paper, we do not consider that the central system is driven by an external time-dependent driving force. In¹² only the assumed standard definition for heat flux is used and hence Eq. (15) follows automatically. Finally, only weak coupling regime was considered in¹⁴.

⁵³Han, J.E. Quantum simulation of many-body effects in steady-state nonequilibrium: Electron-phonon coupling in quantum dots. *Phys. Rev. B* **2006**, *73*, 125319.

⁵⁴Han, J.E. Mapping of strongly correlated steady-state nonequilibrium system to an effective equilibrium. *Phys. Rev. B* **2007**, *75*, 125122.

- ⁵⁵Han, J.E.; Heary, R.J. Imaginary-Time Formulation of Steady-State Nonequilibrium: Application to Strongly Correlated Transport. *Phys. Rev. Lett.* **2007**, *99*, 236808.
- ⁵⁶Han, J.E. Nonequilibrium electron transport in strongly correlated molecular junctions. *Phys. Rev. B* **2010**, *81*, 113106.
- ⁵⁷Han, J.E. Imaginary-time formulation of steady-state nonequilibrium in quantum dot models. *Phys. Rev. B* **2010**, *81*, 245107.
- ⁵⁸Han, J.E.; Dirks, A.; Pruschke, T. Imaginary-time quantum many-body theory out of equilibrium: Formal equivalence to Keldysh real-time theory and calculation of static properties. *Phys. Rev. B* **2012**, *86*, 155130.
- ⁵⁹Schiller A.; Hershfield S. Exactly solvable nonequilibrium Kondo problem. *Phys. Rev. B* **1995**, *51*, 12896.
- ⁶⁰Schiller A.; Hershfield S. Toulouse limit for the nonequilibrium Kondo impurity: Currents, noise spectra, and magnetic properties. *Phys. Rev. B* **1998**, *58*, 14978.
- ⁶¹Dash, L.K.; Ness, H.; Godby, R.W. Non-equilibrium electronic structure of interacting single-molecule nanojunctions: vertex corrections and polarization effects for the electron-vibron coupling. *J. Chem. Phys.* **2010**, *132*, 104113.
- ⁶²Ness H.; Dash L. K.; Godby R. W. Generalization and applicability of the Landauer formula for non-equilibrium current in the presence of interactions. *Phys. Rev. B* **2010**, *82*, 085426.
- ⁶³Dash, L.K.; Ness, H.; Godby, R.W. Non-equilibrium inelastic electronic transport: Polarization effects and vertex corrections to the self-consistent Born approximation. *Phys. Rev. B* **2011**, *84*, 085433.
- ⁶⁴Ness, H.; Dash, L.K. Nonequilibrium quantum transport in fully interacting single-molecule junctions. *Phys. Rev. B* **2011**, *84*, 235428.
- ⁶⁵Dash, L.K.; Ness, H.; Verstraete, M.; Godby, R.W. Functionality in single-molecule devices: Model calculations and applications of the inelastic electron tunneling signal in molecular junctions. *J. Chem. Phys.* **2012**, *136*, 064708.
- ⁶⁶Ness, H. Nonequilibrium distribution functions for quantum transport: universality and approximation for the steady state regime. *Phys. Rev. B* **2014**, *89*, 045409.
- ⁶⁷Ness, H.; Dash, L.K. Nonequilibrium fluctuation-dissipation relations for one- and two-particle correlation functions in steady-state quantum transport. *J. Chem. Phys.* **2014**, *140*, 144106.

- ⁶⁸Penrose O. Foundations of statistical mechanics. *Rep. Prog. Phys.* **1979**, *42*, 1937–2006.
- ⁶⁹Maroney O.J.E. The Physical Basis of the Gibbs-von Neumann Entropy. *arXiv:quant-ph/0701127v2*.
- ⁷⁰Haug W.; Jauho A.-P. *Quantum Kinetics in Transport and Optics of Semi-conductors.*; Springer-Verlag: Berlin, E.U., 1996. Chap. 12.4.
- ⁷¹Esposito M.; Ochoa M. A.; Galperin M. Nature of Heat in Strongly Coupled Open Quantum Systems. *Phys. Rev. B* **2015**, *92*, 235440.
- ⁷²Ochoa M.A.; Bruch A.; Nitzan A. Energy Distribution and Local Fluctuations in Strongly Coupled Open Quantum Systems: The Extended Resonant Level Model. *Phys. Rev. B* **2016**, *94*, 035420.