

Uncovering the host galaxy of the γ -ray-emitting narrow-line Seyfert 1 galaxy FBQS J1644+2619

F. D’Ammando^{1,2*}, J. A. Acosta-Pulido^{3,4}, A. Capetti⁵, C. M. Raiteri⁵,
R. D. Baldi⁶, M. Orienti², C. Ramos Almeida^{3,4}

¹*Dipartimento di Fisica e Astronomia, Università di Bologna, Via Ranzani 1, I-40127 Bologna, Italy*

²*INAF – Istituto di Radioastronomia, Via Gobetti 101, I-40129 Bologna, Italy*

³*Instituto de Astrofísica de Canarias, Calle Via Lactea, s/n, E-38205 La Laguna, Tenerife, Spain*

⁴*Departamento de Astrofísica, Universidad de La Laguna, E-38205 La Laguna, Tenerife, Spain*

⁵*INAF – Osservatorio Astrofisico di Torino, via Osservatorio 20, I-10025, Pino Torinese, Italy*

⁶*Department of Physics and Astronomy, University of Southampton, Southampton SO17 1BJ, UK*

Accepted 2017 March 20. Received 2017 March 20; in original form 2016 December 15

ABSTRACT

The discovery of γ -ray emission from radio-loud narrow-line Seyfert 1 (NLSy1) galaxies has questioned the need for large black hole masses ($\gtrsim 10^8 M_\odot$) to launch relativistic jets. We present near-infrared data of the γ -ray-emitting NLSy1 FBQS J1644+2619 that were collected using the camera CIRCE (Canarias InfraRed Camera Experiment) at the 10.4-m Gran Telescopio Canarias to investigate the structural properties of its host galaxy and to infer the black hole mass. The 2D surface brightness profile is modelled by the combination of a nuclear and a bulge component with a Sérsic profile with index $n = 3.7$, indicative of an elliptical galaxy. The structural parameters of the host are consistent with the correlations of effective radius and surface brightness against absolute magnitude measured for elliptical galaxies. From the bulge luminosity, we estimated a black hole mass of $(2.1 \pm 0.2) \times 10^8 M_\odot$, consistent with the values characterizing radio-loud active galactic nuclei.

Key words: galaxies: evolution – galaxies: jets – galaxies: nuclei – galaxies: Seyfert – infrared: galaxies

1 INTRODUCTION

The mechanisms and the physical parameters for producing a relativistic jet in radio-loud active galactic nuclei (AGN) are still unclear. One of the key parameters seems to be the black hole (BH) mass, with only large masses leading to an efficient jet formation (e.g. Sikora, Stawarz & Lasota 2007). The most powerful jets are found in luminous elliptical galaxies with very massive BH ($M_{\text{BH}} > 10^8$ – $10^9 M_\odot$). This is interpreted as indirect evidence that a high BH spin is required for the jet production. In fact, elliptical galaxies should be the result of at least a major merger event that is required for spinning up the central BH (e.g. Hopkins et al. 2008). It is becoming increasingly clear that radio-loud AGN are the result of a specific path of galaxy evolution, involving mergers, coalescence and spin-up of BH (e.g. Capetti & Balmaverde 2006; Chiaberge et al. 2015). These mechanisms are expected to operate only at the high end of the galaxy mass distribution, and therefore in AGN

hosted by elliptical galaxies. Only a handful of powerful radio galaxies have been found in spirals (e.g. Morganti et al. 2011; Singh et al. 2015), all of them with BH mass $> 10^8 M_\odot$.

The detection of variable γ -ray emission from a few radio-loud narrow-line Seyfert 1 (NLSy1) by the *Fermi* satellite (e.g. Abdo et al. 2009; D’Ammando et al. 2012, 2015) challenges this view of the mechanisms producing relativistic jets. NLSy1 represent a class of AGN identified by their optical properties (Osterbrock & Pogge 1985): narrow permitted lines [$\text{FWHM}(\text{H}\beta) < 2000 \text{ km s}^{-1}$, where FWHM stands for full width at half-maximum], $[\text{O III}]/\text{H}\beta < 3$, and a bump due to Fe II (see e.g. Pogge 2000, for a review). It was suggested that NLSy1 are young AGN with undermassive BH that are still growing (e.g. Mathur et al. 2000). Indeed, BH mass estimates are typically in the range 10^6 – $10^7 M_\odot$ (e.g. Yuan et al. 2008). NLSy1 are generally radio-quiet, with only a small fraction ($< 7\%$, Komossa et al. 2006) being radio-loud. Objects with very high values of radio-loudness ($R > 100$) are even more sparse ($\sim 2.5\%$). NLSy1 are usually hosted in late-type galaxies (e.g. Deo et al. 2006), where the prevalence of pseudo-bulges are observed and the growth of

* E-mail: dammando@ira.inaf.it

the central BH is governed by secular processes rather than a major merger (e.g. Mathur et al. 2012), although some objects are associated with early-type S0 galaxies (e.g. Mrk 705 and Mrk 1239; Markarian et al. 1989).

Luminosity, variability and spectral γ -ray properties of the NLSy1 detected by *Fermi*-LAT indicate a blazar-like behaviour (e.g. D’Ammando et al. 2016). In addition, apparent superluminal jet components were observed in SBS 0846+513 (D’Ammando et al. 2012), PMN J0948+0022 and 1H 0323+342 (Lister et al. 2016). According to the current knowledge on how relativistic jets are generated and develop (e.g. Böttcher & Dermer 2002; Marscher 2010), these features should imply $M_{\text{BH}} > 10^8 M_{\odot}$ hosted in early-type galaxies. This seems to disagree with the lower BH masses estimated for NLSy1. However, it was claimed that the BH masses of these objects are underestimated due either to the effect of radiation pressure (Marconi et al. 2008) or to projection effects (Baldi et al. 2016). As a consequence, NLSy1 might have larger BH masses, in agreement with the values estimated by modelling the optical/ultraviolet (optical/UV) data with a Shakura & Sunyaev disc spectrum (e.g. Calderone et al. 2013). Spiral galaxies are usually formed by minor mergers, with BH masses typically in the range 10^6 – $10^7 M_{\odot}$ (e.g. Woo & Urry 2002), so that it would not be clear how powerful relativistic jets could form in spiral galaxies.

To obtain important insights into the onset of the production of relativistic jets in AGN it is crucial to determine the type of galaxy hosting γ -ray-emitting NLSy1 and their BH mass. In this Letter, we report on the results of infrared (IR) observations of the NLSy1 FBQS J1644+2619 in the *J* band collected using the Canarias InfraRed Camera Experiment (CIRCE) at the 10.4-m Gran Telescopio Canarias (GTC). FBQS J1644+2619 is an NLSy1 (e.g. Yuan et al. 2008) at redshift $z = 0.145$ (Bade et al. 1995) associated with a γ -ray source (D’Ammando et al. 2015). Here we perform a structural modelling of the FBQS J1644+2619 host galaxy and derive the BH mass estimate. Recently, this source has been observed in the *J* and *K_s* bands by Olguin-Iglesias et al. (2017) with the Nordic Optical Telescope (NOT). They decomposed the brightness profile up to ~ 3.7 arcsec and modelled it with a pseudo-bulge, a disc and a ring component, with the addition of a stellar bar in the *K_s* band alone. Our new *J*-band observations are deeper and extend the profile out to 5 arcsec, better constraining the host profile. This Letter is organized as follows. In Section 2, we report the CIRCE data analysis and results. In Section 3, we discuss the host galaxy morphology of FBQS J1644+2619, the BH mass estimate and compare them to what is known for the other γ -ray-emitting NLSy1. We draw our conclusions in Section 4.

2 DATA ANALYSIS

2.1 Observations

We obtained near-IR images in the *J* band using the recently commissioned instrument CIRCE (Garner et al. 2014) on the 10.4-m GTC. The instrument is equipped with an engineering grade Hawaii2RG detector with a total field of view of 3.4×3.4 arcmin² and a plate scale of 0.1 arcsec pixel⁻¹.

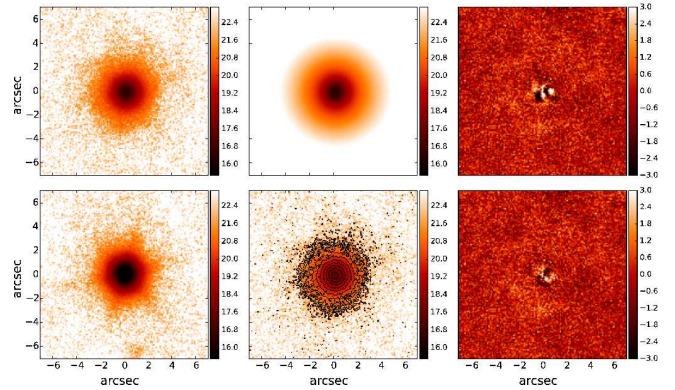


Figure 1. 2D surface brightness decomposition of FBQS J1644+2619. Top row: colour-scale *J*-band image of the galaxy (left-hand panel), the GALFIT model using Sérsic+PSF (middle panel) and the residual image after subtracting the model (right-hand panel). Bottom row: the PSF1 (left-hand panel), the residual images after subtracting the scaled PSF1 (middle panel) and the GALFIT model using Sérsic+PSF1 (right-hand panel). In all panels, north is up and east is right.

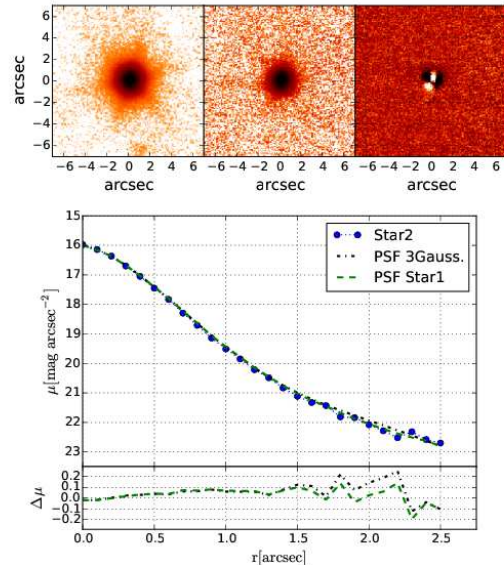


Figure 2. As a test of the PSF, star 2 is fitted with the PSF1 and the three-Gaussian model. In the upper panel, from the left-hand to right-hand side: images of PSF1, star 2 and residuals after subtracting scaled PSF. The lower panel shows the brightness profile of star 2, the three-Gaussian model and the scaled PSF1, with the residuals in the lower subpanel.

The observations were performed on 2016 July 16, in queue mode. The seeing value was 0.9 arcsec. A predefined dither pattern of nine positions was used. Frames were taken using individual integration times of 15 s ($\text{DIT} = 15$), in a Fowler 2 sampling readout mode, which was repeated three times ($\text{NRAMPs} = 3$) at each dither position. The dither pattern was repeated seven times, to reach a total of 47 min on-target exposure time.

Data reduction was performed using ad hoc routines

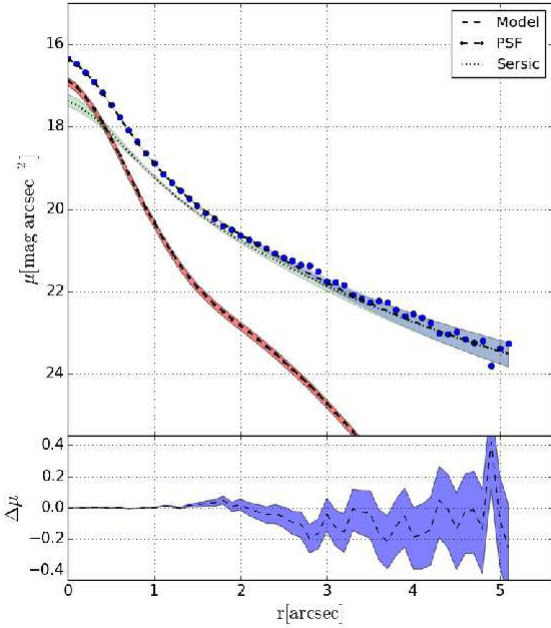


Figure 3. Radial profile of the surface brightness distribution of FBQS J1644+2619 (upper panel) and residuals (bottom panel). The filled circles show the observations, and the black solid line, the red dot-dashed line and the green dashed line represent the model, the PSF and the Sérsic profiles, respectively.

written in IDL (Interactive Data Language). The first step in the data processing includes the subtraction of dark current frames. An illumination correction was obtained from twilight sky exposures in order to compensate a decrease of about 40 per cent, from the center to border of the field of view (FOV). A correction to remove a pattern of inclined stripes related to reading amplifiers was introduced at this point. Once this pattern was removed, the images corresponding to each dither cycle were median combined to form a sky frame, which was subtracted to each frame of the cycle. Finally, all sky-subtracted images are combined by the commonly used shift-and-add technique. During the combination of these frames, a bad-pixel mask was used, which includes the two vertical bands corresponding to non-functional amplifiers.

The photometric calibration was obtained relative to a nearby Two-Micron All-Sky Survey (2MASS) field star, 2MASS J16444411+2619043, with quality flags ‘A’ in all bands, with an error of 0.031 mag. The derived zero-point in the J band was 24.21 (flux in ADU s^{-1}), with an uncertainty of about 0.1, which was estimated by the comparison with other 2MASS field stars. Sources with $J \sim 20.5$ are detected with signal-to-noise ratio ~ 10 .

2.2 Host galaxy structure

In Fig. 1 (top left-hand panel), we show the central 12×12 arcsec² of the FBQS J1644+2619 deep J -band image. The object appears resolved by visual inspection, but to study the structure more quantitatively, we used the 2D surface

brightness model fitting code GALFIT (Peng et al. 2002). We considered a model consisting of a single bulge component, described by a Sérsic profile, and a point spread function (PSF) to account for the unresolved nuclear component. The PSF was obtained from a single nearby bright star ($J = 14.2$), hereafter PSF1, at a distance of 25 arcsec east of the target. We could not consider other close and bright stars to model the PSF due to the small FOV of our image. A PSF model was built using three Gaussians of different widths. We tested the PSF model with a different star in the field and the fit was successful showing no residual excess (Fig. 2). All parameters of the Sérsic profile and the scaling factor of the PSF were allowed to vary freely. The residuals of the model PSF+Sérsic (see Fig. 1, upper panels) show a structure in the centre ($r \simeq 1$ arcsec), due to details not included in our PSF model. We also tried a model by considering PSF1 for the nuclear component, and the residuals are largely reduced (see Fig. 1, right-hand panels). Therefore, we assumed this model as the reference for the structural galaxy host parameters. The best-fitting values are provided in Table 1. As a sanity check, we tried a model fitting after fixing Sérsic index to values $n = 1, 2$, but the residuals are much worse than for $n > 3$. The background was fixed to zero, which comes naturally from the data processing, although it exhibits large local variations. We measured the sky at different regions and obtained a 1σ rms value, which was used as an input for new GALFIT models. The resulting parameters are reported in Table 1 and are taken as the parameter uncertainty estimation. The residual image after subtracting only the scaled PSF1 shows a rather smooth structure, similar to an elliptical morphology (see Fig. 1, lower panels). In addition, a positive residual region is observed around 3 arcsec south. This brightness enhancement has been reported by Olguin-Iglesias et al. (2017), suggesting that it may be the hint of a merger event.

The 1D brightness profile of FBQS J1644+2619 is shown in Fig. 3, as well as the profiles of the PSF component and the Sérsic model. The profile extends out to a radius $r \sim 5$ arcsec. The nuclear contribution becomes weaker than the galactic one already at $r < 1$ arcsec and this allows us to study the host in great detail.

The best-fitting Sérsic index is $n = 3.7$, which is a good description of an elliptical galaxy (Blanton et al. 2003). The ellipticity obtained from the 2D modelling is $\epsilon = 1 - b/a = 0.066$, indicating that the host of FBQS J1644+2619 is an E1 type galaxy. The structural parameters of the host are consistent with the correlations of effective radius and surface brightness with absolute magnitude measured for elliptical galaxies in the Sloan Digital Sky Survey by Bernardi et al. (2003). For consistency with their study, we repeated the fit with $n = 4$, corresponding to a de Vaucouleurs profile. We obtained $R_e = 0.92$ arcsec, $\langle \mu_e \rangle = 17.68$ and $M_J = -23.26$. We adopted a colour $g-J = 2.86$ (Mannucci et al. 2001; Fukugita et al. 2006) from which $M_g = -20.40$, $\mu_e = 20.95$ and $\log R_e = 0.396$.

From the 2D modelling and 1D profile, we then conclude that a bulge component is sufficient to account for the host galaxy structure in our image. The BH mass was computed using the relationship provided by Marconi & Hunt (2003) for the sub-group of galaxies with a secure BH mass estimate (i.e. group 1; see their table 2). The absolute J -band magnitude of the bulge is provided in Table 1, and is corrected for

Table 1. Photometric and structural parameters of the FBQS J1644+2619 host galaxy. The superscript and subscript values correspond to a sky value 1σ above and below 0. Absolute magnitudes are computed using a distance module equal to 39.10, ($D_L = 661$ Mpc) and a Galactic extinction correction $A_J = 0.058$.

PSF model	PSF						Bulge - Sérsic model			χ^2_ν
	m_J	M_J	FWHM (arcsec)	m_J	M_J	n	R_e (arcsec) / (kpc)	b/a	$\langle\mu_e\rangle$ (mag arcsec $^{-2}$)	
Star 1	16.55 $^{16.48}_{16.72}$	-22.55	0.90	15.87 $^{15.99}_{15.71}$	-23.23	3.7 $^{2.9}_{5.1}$	0.93 $^{0.88}_{1.01}$ / 2.29	0.934 $^{0.934}_{0.934}$	17.71 $^{17.72}_{17.74}$	0.807 $^{0.819}_{0.801}$
Three Gaussians	16.58 $^{16.50}_{16.70}$	-22.52	0.90	15.83 $^{15.96}_{15.62}$	-23.72	4.1 $^{3.2}_{5.8}$	0.98 $^{0.91}_{1.11}$ / 2.29	0.960 $^{0.958}_{0.961}$	17.71 $^{17.72}_{17.74}$	0.865 $^{0.876}_{0.859}$

the Galactic extinction. The K -correction was found to be negligible according to Chilingarian, Melchior & Zolotukhin (2010). The resulting BH mass is $(2.1 \pm 0.2) \times 10^8 M_\odot$. Considering the dispersion in the Marconi & Hunt (2003) L_J – M_{BH} relation, we estimate a factor of ~ 2 uncertainty on M_{BH} .

3 DISCUSSION

In this Letter, we presented a structural modelling of the host galaxy of the γ -ray-emitting NLSy1 FBQS J1644+2619. The 2D surface brightness is fitted up to 5 arcsec (corresponding to 13 kpc) by the combination of a nuclear component and a bulge component with a Sérsic profile with index $n = 3.7$, indicative of an elliptical galaxy. The low ellipticity suggests that the host is an E1 galaxy and the structural parameters are consistent with the correlations of effective radius and surface brightness with absolute magnitude measured for elliptical galaxies. Our results seem to contradict the results reported in Olguin-Iglesias et al. (2017) for the same target. Studying its morphology in the J and K_s bands, they claim for a pseudo-bulge nature of the host. Although our deeper observation traces the host profile to a larger radius than those reported in Olguin-Iglesias et al. (2017), we do not find any evidence of the presence of a stellar bar that they report in our PSF-subtracted image residual. However, we cannot rule out the presence of other low-luminosity components such as, for example, a disc or a bar, on spatial scales larger than about 3 arcsec, where some residuals are present in our fit of the surface brightness distribution of the source (see Fig. 3, lower panel).

Among the other NLSy1 detected by *Fermi*-LAT in γ -rays up to now, the morphology of the host galaxy has been investigated only for 1H 0323+342 and PKS 004–447. Observations of 1H 0323+342 with the *Hubble Space Telescope* and the NOT revealed a structure that may be interpreted either as a one-armed galaxy (Zhou et al. 2007) or as a circumnuclear ring (Anton et al. 2008; Leon-Tavares et al. 2014), suggesting two possibilities: the spiral arm of the host galaxy or the residual of a galaxy merger, respectively. In the case of PKS 004–447, near-IR Very Large Telescope (VLT) observations suggested that the host may have a pseudo-bulge morphology (Kotilainen et al. 2016). This should imply that the relativistic jet in PKS 004–447 is launched from a pseudo-bulge via secular processes, in contrast to the conjectures proposed for jet production. However, the surface brightness distribution of the host is not well constrained by a bulge+disc model at large radii, leaving the debate on its morphology open.

From the J -band bulge luminosity of the FBQS

J1644+2619 host galaxy, we inferred a BH mass of $(2.1 \pm 0.2) \times 10^8 M_\odot$. Earlier estimates span more than one order of magnitude. Yuan et al. (2008) calculated a virial mass $M_{\text{BH}} = 8 \times 10^6 M_\odot$ from its optical spectrum and the broad-line region (BLR) radius–luminosity relation by Kaspi et al. (2005)¹. By modelling the optical–UV spectrum with a Shakura & Sunyaev accretion disc model, Calderone et al. (2013) found $M_{\text{BH}} = 1.6 \times 10^8 M_\odot$. This value is compatible with that obtained from our IR observations.

Black hole masses in the range $(1.5\text{--}2.2) \times 10^7 M_\odot$ were estimated for 1H 0323+342 from optical spectroscopy (Landt et al. 2017), while values of $(1.6\text{--}4.0) \times 10^8 M_\odot$ were obtained by using the relation between the BH mass and the bulge luminosity, depending on the model used to reproduce the surface brightness profile (Leon-Tavares et al. 2014). A significant discrepancy was also found in the BH mass estimates of PKS 004–447. From the K -band bulge luminosity and the $M_{\text{BH}}\text{--}L_{\text{bulge}}$ relation for pseudo-bulges from Ho & Kim (2014), Kotilainen et al. (2016) estimated $M_{\text{BH}} = 9 \times 10^7 M_\odot$, a value lower than that derived from VLT spectropolarimetric observations of the source ($6 \times 10^8 M_\odot$; Baldi et al. 2016). However, the mass of the host galaxy inferred from the K -band luminosity by Kotilainen et al. (2016), $M_{\text{tot}} = 7 \times 10^{11} M_\odot$, is a typical value of a giant elliptical galaxy. From that value, by using the relation between BH mass, bulge mass, and near-IR luminosity proposed by Marconi & Hunt (2003), we obtain a BH mass of $10^9 M_\odot$, not compatible with a spiral galaxy.

As shown earlier, there is a discrepancy between the values of the BH mass obtained from the bulge luminosity and those obtained by scaling relations based on the emission-line properties. Leon-Tavares et al. (2014) proposed an explanation in which the BLR has a flat structure and the line profile depends on the inclination of its axis with respect to the line of sight. A similar scenario was proposed by Baldi et al. (2016). Assuming that γ -ray emitters are oriented typically at $i \leq 5^\circ$, the mass value obtained from the line profiles must be corrected by adding a factor between 0.84 and 1.16 dex (Decarli et al. 2008), resulting in $M_{\text{BH}} \geq 10^8 M_\odot$, which brings in better agreement the two types of BH mass estimations.

In view of the results of this Letter and of the above discussion, we conclude that there is no clear evidence that the γ -ray-emitting NLSy1 are hosted in spiral galaxies with low BH masses. In contrast, in the case of FBQS J1644+2619 the host is a typical E1 galaxy and the BH mass is well above

¹ We note that when using the BLR radius–luminosity relation from Bentz et al. (2013) and the BH mass scaling relation based on FWHM(H β) and L(H β) from Vestergaard & Peterson (2006), the BH mass would increase to $1.8 \times 10^7 M_\odot$.

the limit characterizing radio-loud AGN, i.e. $\log M_{\text{BH}}/M_{\odot} \sim 7.8$ (Baldi & Capetti 2010).

4 SUMMARY

Several studies indicate that powerful jets in AGN are produced only by the most massive black holes, with $M_{\text{BH}} \gtrsim 10^8 M_{\odot}$. This idea has been challenged by the discovery of γ -ray emission from a few radio-loud NLSy1 galaxies, usually hosted in spiral galaxies with small BH masses ($M_{\text{BH}} \sim 10^6 - 10^7 M_{\odot}$), suggesting that their relativistic jets might be produced by a different mechanism. However, it has been claimed that the low M_{BH} estimates might be due to projection and/or radiation pressure effects, while the optical classification of the galaxy hosting these objects is not clear.

In this Letter, we presented near-IR data of the γ -ray-emitting NLSy1 galaxy FBQS J1644+2619, which were collected in the *J* band at the GTC with CIRCE. The aim was to establish the morphology of its host galaxy and to make a reliable estimate of its BH mass. The 2D surface brightness profile of the host galaxy of FBQS J1644+2619 is well described by an unresolved nuclear component and a single bulge component with a Sérsic profile with index $n = 3.7$, assessing an early-type galaxy profile. The BH mass estimated by the IR bulge luminosity is $(2.1 \pm 0.2) \times 10^8 M_{\odot}$. All these pieces of evidence indicate that the relativistic jet in this NLSy1 is produced by a massive BH hosted in an elliptical galaxy with $M_{\text{BH}} \gtrsim 10^8 M_{\odot}$, in agreement with the other radio-loud AGN. This is a key issue in the context of our understanding of the production of powerful relativistic jets in radio-loud AGN. Since the literature shows conflicting results, further high-resolution observations of the host galaxy of γ -ray-emitting NLSy1 are needed to cast more light on the sub-population of very radio loud NLSy1 and clarify the nature of their hosts.

ACKNOWLEDGEMENTS

This Letter is based on observations made with the GTC telescope, in the Spanish Observatorio del Roque de los Muchachos of the Instituto de Astrofísica de Canarias, under Director's Discretionary Time (proposal code GTC2016-053). CRA acknowledges the Ramón y Cajal Program of the Spanish Ministry of Economy and Competitiveness (RYC-2014-15779). Development of CIRCE was supported by the University of Florida and the National Science Foundation (grant AST-0352664), in collaboration with IUCAA.

REFERENCES

Abdo A. A. et al., 2009, *ApJ*, 707, L142
 Anton S., Browne I. W., Marcha M. J., 2008, *A&A*, 490, 583
 Bade N., Fink H. H., Engels D., Voges W., Hagen H.-J., Wisotzki L., Reimers D., 1995, *A&AS*, 110, 469
 Baldi R., Capetti A., 2010, *A&A*, 519, A48
 Baldi R., Capetti A., Robinson A., Laor A., Behar E., 2016, *MNRAS*, 458, L69
 Bentz M. C. et al., 2013, *ApJ*, 767, 149
 Bernardi M. et al., 2003, *AJ*, 125, 1849
 Blanton M. R. et al., 2003, *ApJ*, 594, 186
 Böttcher M., Dermer C. D., 2002, *ApJ*, 564, 86

Calderone G., Ghisellini G., Colpi M., Dotti M., 2013, *MNRAS*, 431, 210
 Capetti A., Balmaverde B., 2006, *A&A*, 453, 27
 Chiaberge M., Gilli R., Lotz J. M., Norman C., 2015, *ApJ*, 806, 147
 Chilingarian I. V., Melchior A.-L., Zolotukhin I. Y., 2010, *MNRAS*, 405, 1409
 D'Ammando F. et al., 2012, *MNRAS*, 426, 317
 D'Ammando F., Orienti M., Larsson J., Giroletti M., 2015, *MNRAS*, 452, 520
 D'Ammando F., Orienti M., Finke J., Larsson J., Giroletti M., Raiteri C., 2016, *Galaxies*, 4, 11
 Decarli R., Dotti M., Fontana M., Haardt F., 2008, *MNRAS*, 386, L15
 Deo R. P., Crenshaw D. M., Kraemer S. B., 2006, *AJ*, 132, 321
 Fukugita M., Ichikawa T., Gunn J. E., Doi M., Shimasaku K., Schneider D. P., 2006, *AJ*, 111, 1748
 Garner A. et al., 2014, in Ramsay S. K., McLean I. S., Takami H., eds, *Proc. SPIE Conf. Ser. Vol. 9147, Ground-Based and Airborne Instrumentation for Astronomy V*. SPIE, Bellingham, p. 91474A
 Ho L. C., Kim M., 2014, *ApJ*, 789, 17
 Hopkins P. F., Hernquist L., Cox T. J., Keres D., 2008, *ApJS*, 175, 356
 Kaspi S., Maoz D., Netzer H., Peterson B. M., Vestergaard M., Jannuzi B. T., 2005, *ApJ*, 629, 61
 Komossa S., Voges W., Xu D., Mathur S., Adorf H.-M., Lemson G., Duschl W. J., Grupe D., 2006, *AJ*, 132, 531
 Kotilainen J. K., Leon-Tavares J., Olguin-Iglesias A., Baes M., Anorve C., Chavushyan V., Carrasco L., 2016, *ApJ*, 832, 157
 Leon Tavares J. et al., 2014, *ApJ*, 795, 58
 Landt H. et al., 2017, *MNRAS*, 464, 2565
 Lister M. L. et al., 2016, *AJ*, 152, 12
 Mannucci F., Basile F., Poggianti B. M., Cimatti A., Daddi E., Pozzetti L., Vanzì L., 2001, *MNRAS*, 326, 745
 Marconi A., Hunt L., 2003, *ApJ*, 589, L21
 Marconi A., Axon D. J., Maiolino R., Nagao T., Pastorini G., Pietrini P., Robinson A., Torricelli G., 2008, *ApJ*, 678, 693
 Markarian B. E., Lipovetsky V. A., Stepanian J. A., Erastova L. K., Shapovalova A. I., 1989, *Soobshch. Spets. Astrofiz. Obs.*, 62, 5
 Marscher A., 2010, in Belloni T., ed., *Lecture Notes in Physics*, Vol. 794, The Jet Paradigm, Springer-Verlag, Berlin, p. 173
 Mathur S., 2000, *MNRAS*, 314, 17
 Mathur S., Fields D., Peterson B. M., Grupe D., 2012, *ApJ*, 754, 146
 Morganti R., Holt J., Tadhunter C., Ramos Almeida C., Dicken D., Inskip K., Oosterloo T., Tzioumis T., 2011, *A&A*, 535A, 97
 Olguin-Iglesias A., Kotilainen J. K., Leon Tavares J., Chavushyan V., Anorve C., 2017, *MNRAS*, 467, 3712
 Osterbrock D. E., Pogge R. W., 1985, *ApJ*, 297, 166
 Peng C. Y., Ho L. C., Impey C. D., Rix H.-W., 2002, *AJ*, 124, 266
 Pogge R. W., 2000, *New Astron. Rev.*, 44, 381
 Sikora M., Stawarz L., Lasota J.-P., 2007, *ApJ*, 658, 815
 Singh V., Ishwara-Chandra C. H., Sievers J., Wadadekar Y., Hilton M., Beelen A., 2015, *MNRAS*, 454, 1556
 Vestergaard M., Peterson B. M., 2006, *ApJ*, 641, 689
 Yuan W., Zhou H. Y., Komossa S., Dong X. B., Wang T. G., Lu H. L., Bai J. M., 2008, *ApJ*, 685, 801
 Woo J.-H., Urry M., 2002, *ApJ*, 579, 530
 Zhou H. et al., 2007, *ApJ*, 658, L13

This paper has been typeset from a \LaTeX file prepared by the author.