

International Journal of Modern Physics D
© World Scientific Publishing Company

CENTRIFUGAL ACCELERATION IN THE ISOTROPIC PHOTON FIELD

G. G. BAKHTADZE

*School of Physics, Free University of Tbilisi
Tbilisi, 0159, Georgia
gbakh15@freeuni.edu.ge*

V. I. BEREZHIANI

*School of Physics, Free University of Tbilisi
Tbilisi, 0159, Georgia
Andronikashvili Institute of Physics (TSU), Tbilisi 0177, Georgia
v.berezhiani@freeuni.edu.ge*

Z. OSMANOV

*School of Physics, Free University of Tbilisi
Tbilisi, 0159, Georgia
z.osmanov@freeuni.edu.ge*

Received Day Month Year

Revised Day Month Year

In this paper we study centrifugal acceleration of particles moving along a prescribed rotating curved trajectories. We consider the physical system embedded in an isotropic photon field and study the influence of the photon drag force on the acceleration process. For this purpose we study three major configurations of the field lines: the straight line; the Archimede's spiral and the dipolar field line configuration. By analysing dynamics of particles sliding along the field lines in the equatorial plane we have found several interesting features of motion. In particular, it has been shown that for rectilinear field lines the particles reach the light cylinder (area where the linear velocity of rotation exactly equals the speed of light) zone relatively slowly for bigger drag forces. Considering the Archimede's spiral, we have found that in cases when the field lines lag behind the rotation, the particles achieve the force-free regime of dynamics regardless of the drag force. Unlike this scenario, when the spiral is screwed up in an opposite direction there the particles do not reach the force free regime, but tend to stable equilibrium locations. Such a behaviour has been found for straight field lines as well.

Keywords: acceleration of particles; cosmic rays; black holes

PACS numbers: Need to be added!

1. Introduction

According to observations the very high energy (VHE) particles are detected by several modern facilities and therefore, one of the major problems in this context is

to understand the origin of such energetic cosmic rays. Despite many attempts this problem still remains the long standing one modern astrophysics encounters.

In order to explain enormous energies of cosmic rays a prominent physicist Enrico Fermi has proposed a process, which now is called Fermi acceleration mechanism. According to his approach the cosmic particles are accelerated in the interstellar space by means of collisions against moving magnetic walls (Ref. 1). A substantial modification has been considered in (Refs. 2, 3), but as it has been realised this Fermi-type processes are efficient only for "pre-accelerated" particles with relatively high initial energies (Ref. 4).

An interesting alternative mechanism has been hypothesised by Gold for explaining the pulsating radio sources (Refs. 2, 3). The author has argued that due to the frozen-in condition plasma particles follow rapidly rotating magnetic field lines and as a result, undergo very efficient centrifugal force, leading to efficient acceleration of particles, which after gaining enormous energy can radiate away VHE photons. A very simplified theoretical model has been studied in (Ref. 7) where the authors have considered dynamics of particles freely sliding along straight rotating channels. It has been shown that by the influence of relativistic effects of rotation the particles might efficiently accelerate in a region called light cylinder - a hypothetical zone, where linear velocity of rotation exactly equals the speed of light. Although in realistic astrophysical situations the field lines are often curved. Therefore, a certain generalisation of the mentioned model has been presented in (Ref. 8), where instead of straight rotating channels the curved trajectories has been studied. By taking into account the observationally evident fact that cosmic rays are in force-free regime, we have found that in order for particles to reach the mentioned dynamical pattern the channels must have the shape of the Archimede's spiral. On the other hand, one can show that in the light cylinder zone, by means of the curvature drift instability the magnetosphere of pulsars and active galactic nuclei (AGN) reconstruct and the field lines twist behind the rotation getting the shape of the Archimede's spiral (Ref. 9). A series of articles has been dedicated to mechanism of magnetocentrifugal acceleration in the magnetospheres of pulsars and AGNs (Ref. 10).

Generally speaking, when charged particles accelerate, they radiate, inevitably leading to the so-called radiation reaction force (see Ref. 11 and references therein), that in turn, will influence the overall dynamics of particles. This particular problem has been studied in (Ref. 12), where the authors have shown that the radiation reaction force under certain conditions may lead to centripetal motion. It also has been found that due to the existence of radiation reaction force locations of stable equilibrium might exist. Similar but a slightly different physical situation arises when centrifugally accelerating particles move in a photon background and as a result undergo the so-called radiation drag force. Such a physical situation is very natural because nearby zones of many extreme astrophysical objects are characterised by high photon field densities. Therefore, it is interesting to consider this particular problem and study how centrifugal acceleration is influenced by the photon drag

force.

The paper is organised in the following way. In section II, a theoretical model of centrifugal acceleration is presented, in section III we consider results and in section IV we summarise them.

2. Theoretical model

We consider particle motion in two dimensions alongside a wire anchored to the central object which is rotating with angular velocity ω . The form of the wire is given in polar coordinates as $\varphi(r)$ and consequently the channel is located in the equatorial plane. In general, magnetospheres of astrophysical objects are full of a photon field and in certain cases their contribution in dynamics of particles might be significant. This particular term might be given as a friction force acting from the high density photons on the moving particles

$$\mathbf{F}_f = -\beta\gamma^2\mathbf{v}, \quad (1)$$

where γ is the Lorentz factor of the particle, \mathbf{v} is its total velocity in the laboratory reference frame (LF), β is expressed as to be (see Ref. 11 and references therein)

$$\beta = \frac{4}{3c}\sigma_T U \quad (2)$$

c is the speed of light and U is the energy density of the photon field.

By taking into account that the channels are co-rotating with angular velocity ω the effective angular velocity of the particle in the LF writes as

$$\Omega(t) = \omega + \varphi'\dot{r}, \quad (3)$$

which leads to the following Lorentz factor of the particle

$$\gamma(t) = \frac{1}{\sqrt{1 - \dot{r}^2 - \Omega^2 r^2}}, \quad (4)$$

where $\dot{r} \equiv dr/dt$ and henceforth we use $c = 1$.

The radial and azimuthal components of particle's relativistic momentum are given by

$$P_r(t) = \gamma m \dot{r}, \quad (5)$$

$$P_\phi(t) = \gamma m \Omega r. \quad (6)$$

After introducing the reaction force, \mathbf{N} , acting on the particle from the field line, one can straightforwardly check that the set of equations governing the dynamics of a particle writes as

$$\frac{d(\gamma m \dot{r})}{dt} - \gamma m \Omega^2 r = -N \sin \alpha - \beta \gamma^2 \dot{r} \quad (7)$$

$$\frac{d(\gamma m \Omega)}{dt} r + 2\gamma m \Omega \dot{r} = N \cos \alpha - \beta \gamma^2 \Omega r \quad (8)$$

which finally reduce to the following expression for the radial acceleration

$$\ddot{r} = \frac{r\Omega\omega - \gamma^2 r \dot{r}(\omega \dot{r} + \varphi')(\Omega + r \dot{r} \varphi'')}{(1 - \omega^2 r^2 + r^2 \varphi'^2) \gamma^2} - \frac{\beta(\dot{r} + r^2 \varphi' \Omega)}{(1 - \omega^2 r^2 + r^2 \varphi'^2) \gamma m} \quad (9)$$

3. Discussion

In this section we study the influence of the photon field drag force on dynamics of particles. For this purpose we examine several particular configurations of the field lines: Straight line, Archimedes' spiral and the Dipolar field line.

3.1. Straight line

In this case the shape of a wire is given by $\varphi = \text{const}$, which leads Eq. (9) to the following expression

$$\ddot{r} = \omega^2 r - \frac{2\omega^2 r \dot{r}^2}{1 - \omega^2 r^2} - \frac{\beta \dot{r}}{\gamma m (1 - \omega^2 r^2)} \quad (10)$$

For numerical solutions we need two initial conditions. Those are initial radial distance $r(0) = r_0$ and initial radial velocity $\dot{r}(0) = v_0$. It is worth noting that motion of a particle for $\beta > 0$ is a bit different from a scenario when there is no friction ($\beta = 0$). Results are shown in Fig. 1, where we plot temporal evolution of the radial coordinate, radial velocity, and the reaction force. The set of parameters is $m = 1$, $\omega = 1$, $r(0) = 0$ and $\dot{r}(0) = 0.1$, $\beta = 0.0$ (dotted line), $\beta = 1.0$ (dashed line) and $\beta = 2.5$ (solid line). As it is clear from the plots by increasing the photon drag force, motion slows down in time. As a result, the particle reaches the light cylinder, but for higher values of β this happens later. We see the similar behaviour for the Lorentz factor and reaction force.

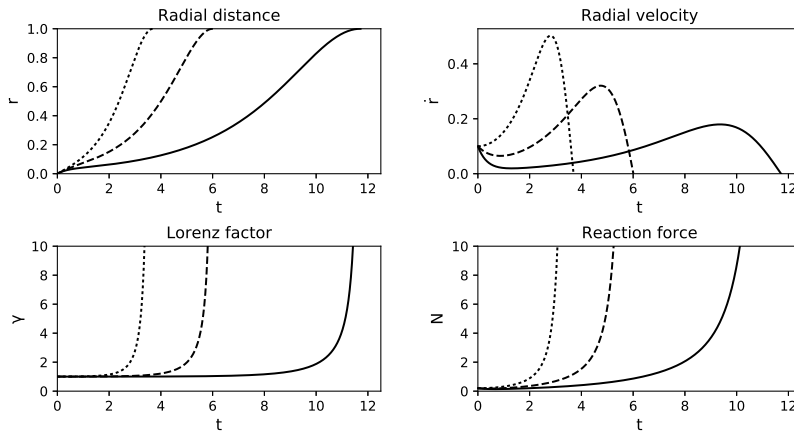


Fig. 1. Plots for the radial distance $r(t)$, the radial velocity $\dot{r}(t)$, the Lorentz factor $\gamma(t)$ and the reaction force $N(t)$. The set of parameters is $m = 1$, $\omega = 1$, $r(0) = 0$ and $\dot{r}(0) = 0.1$, $\beta = 0.0$ (dotted line), $\beta = 1.0$ (dashed line) and $\beta = 2.5$ (solid line).

From the previous study it is known that if at the origin initial velocity is more than $1/\sqrt{2}$ then the radial acceleration is becomes negative from the very beginning of

motion. The situation changes if friction is present. As it is clear from the plots, the initial acceleration is negative if $\beta > 0$. For the general case, when the photon field is present, from Eq. (10) one can straightforwardly show that the minimum radial velocity, when the corresponding component of acceleration is still negative is given by

$$\dot{r}_{min}(\beta) = \left[\frac{1 - \omega^2 r_0^2}{2} \left(1 - \sqrt{1 - \left[1 + \left(\frac{\beta}{2\omega^2 r_0 m} \right)^2 \right]^{-1}} \right) \right]^{\frac{1}{2}} \quad (11)$$

it is evident that when $\beta > 0$ and $r_0 \rightarrow 0$ then $\dot{r}_{min} \rightarrow 0$. In Fig. (2) we show the behaviour of $\dot{r}_{min}(\beta)$. We see that the minimum velocity is a continuously decreasing function of the drag coefficient.

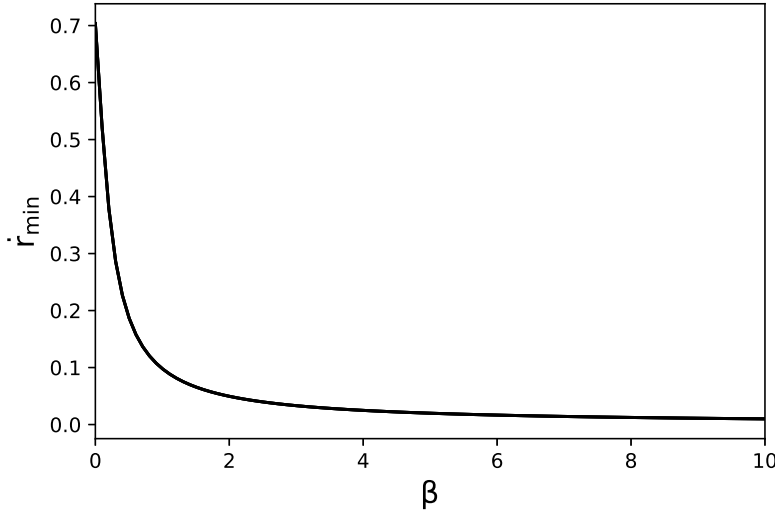


Fig. 2. Dependence of minimum radial velocity versus β . Shape of wire is straight line. The set of parameters is: $\omega = 1$, $m = 1$, $r(0) = 0.1$

3.2. Archimede's spiral

In this subsection we consider a particular configuration of field lines: the Archimede's spiral $\varphi = ar$ where a is constant. Then Eq. (9) reduces to

$$\ddot{r} = \frac{r\Omega\omega - \gamma^2 r \dot{r} (\omega \dot{r} + a)\Omega}{(1 - \omega^2 r^2 + r^2 a^2)\gamma^2} - \frac{\beta(\dot{r} + r^2 a\Omega)}{(1 - \omega^2 r^2 + r^2 a^2)\gamma m}. \quad (12)$$

It is particularly interesting to examine two principally different cases of the Archimede's spiral: a) $a < 0$ and $a > 0$.

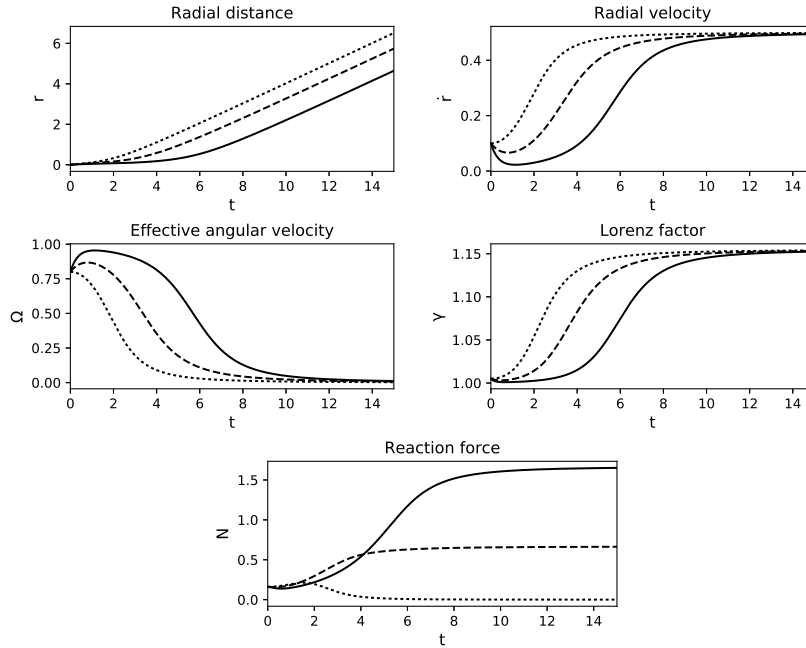
3.2.1. Archimedes spiral with $a < 0$


Fig. 3. Plots for the radial distance $r(t)$, the radial velocity $\dot{r}(t)$, the effective angular velocity $\Omega(t)$, the Lorenz factor $\gamma(t)$ and the reaction force $N(t)$. The set of parameters is $m = 1$, $\omega = 1$, $r(0) = 0$, $a = -2.0$, $\dot{r}(0) = 0.1$, $\beta = 0.0$ (dotted line), $\beta = 1.0$ (dashed line) and $\beta = 2.5$ (solid line).

Under certain conditions dynamics of the particle tends to be force free. As it is seen from Fig. (3), regardless of the value of β effective angular velocity decreases and asymptotically vanishes, but the process becomes relatively slow for bigger values of β . As a result, from Eq. (3) we obtain $\dot{r} \rightarrow -\omega/a$.

In Fig. (4) we present the temporal behaviour of radial velocity for different initial velocities and different photon field drag coefficients. The set of parameters is $r(0) = 0$, $\omega = 1.0$, $a = -2.0$, (a) $\beta = 0.0$, (b) $\beta = 0.1$, (c) $\beta = 1.0$. The horizontal solid line corresponds to the asymptotic radial velocity. As we see, the radial velocity tends to the corresponding asymptotic value, thus the dynamics becomes force-free. The similar result is clearly seen in the plot of $\Omega(t)$ (see Fig. (3)). It is worth noting that force-free dynamics for the negligible photon field on the one hand and the significant drag force on the other is achieved differently. In particular, for $\beta = 0$ the value of reaction force vanishes (Ref. 8), but when $\beta > 0$ the corresponding

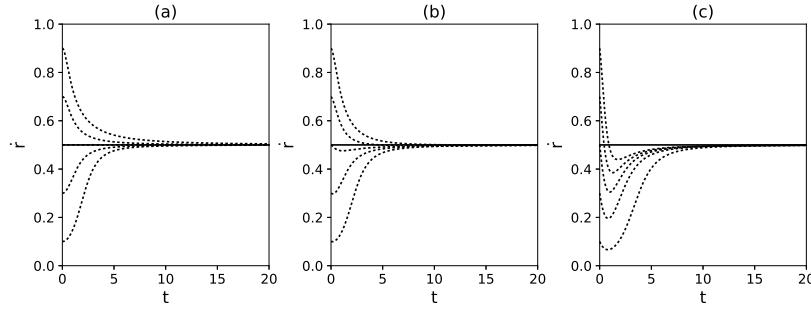


Fig. 4. Plots of radial velocity versus time for different initial values. $r(0) = 0$, $\omega = 1.0$, $a = -2.0$. (a) $\beta = 0.0$, (b) $\beta = 0.1$, (c) $\beta = 1.0$. Solid line shows asymptotic value of radial velocity ($-\omega/a$)

reaction force tends to the asymptotic value of the friction force canceling it. One can straightforwardly show that for the reaction force one has

$$N \rightarrow \frac{\beta\omega a}{\omega^2 - a^2}. \quad (13)$$

Therefore, the saturated value of N is proportional to β . One more difference is that if in non-friction mode with the initial radial velocity $-\omega/a$ it always remains the same, for $\beta > 0$ and the same initial conditions the particle starts to decelerate at first and then tends to this value (see Fig. (4)). It is clear that $-\omega/a$ must be less than 1 in order to achieve the force free regime, otherwise dynamics is much like the case $a = 0$.

3.2.2. Archimedes spiral with $a > 0$

This case is completely different from the previous one. Configuration of the channel is such that the particle can be in stable equilibrium. Numerical results show that regardless of the value of β particle's radial velocity and radial acceleration both tend to zero and consequently the radial distance tends to a finite value. This means that effective angular velocity finally becomes ω . This is also clearly seen from numerical solutions (see Fig. (5)). After substituting $\dot{r} = 0$ and $\ddot{r} = 0$ into Eq. (9) one can derive an expression for the stable radial distance

$$\frac{m\omega}{\beta} \sqrt{1 - \omega^2 r_{st}^2} = r_{st} \varphi'(r_{st}), \quad (14)$$

being valid for any $\varphi(r)$. For the particular case $\varphi(r) = ar$, $a > 0$ this equation has one solution

$$r_{st} = \frac{1}{\sqrt{\omega^2 + \left(\frac{a\beta}{m\omega}\right)^2}}. \quad (15)$$

It clear that r_{st} is less than the light cylinder radius if a is positive and the photon drag force is present. Notice that ratio of the stable radial distance in the light cylin-

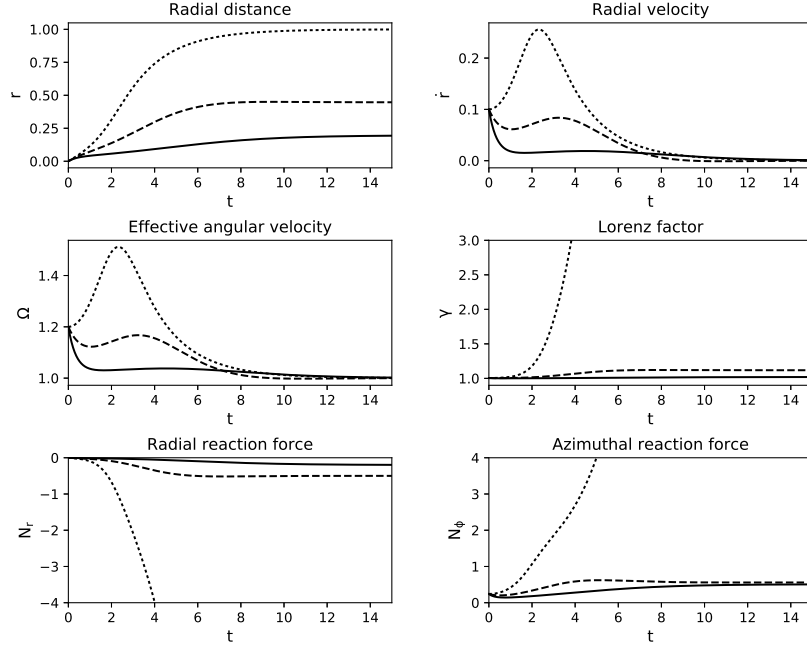


Fig. 5. Plots for the radial distance $r(t)$, the radial velocity $\dot{r}(t)$, the effective angular velocity, $\Omega(t)$, the Lorenz factor $\gamma(t)$ and the components of the reaction force $N_r(t)$, $N_\phi(t)$. The set of parameters is $m = 1$, $\omega = 1$, $r(0) = 0$, $a = 2.0$, $\dot{r}(0) = 0.1$, $\beta = 0.0$ (dotted line), $\beta = 1.0$ (dashed line) and $\beta = 2.5$ (solid line).

der coordinates depends only on the following dimensionless parameter $a\beta/m\omega^2$

$$\frac{r_{st}}{r_{lc}} = \frac{1}{\sqrt{1 + \left(\frac{a\beta}{m\omega^2}\right)^2}}, \quad (16)$$

where $r_{lc} = 1/\omega$ is the light cylinder radius. The corresponding behaviour is shown in Fig. (6). From Eqs. (7) and (8) it is evident that the reaction force components are given by

$$N_r = -\frac{m}{\sqrt{1 - \omega^2 r_{st}^2}} \omega^2 r_{st}. \quad (17)$$

$$N_\phi = \beta \frac{1}{1 - \omega^2 r_{st}^2} \omega r_{st}. \quad (18)$$

These expressions also follow from the fact that all the forces at stable equilibrium point must be zero. Radial component must be equal to centrifugal force $\gamma m \omega^2 r_{st}$, and azimuthal to friction force $\beta \gamma^2 \omega r_{st}$.

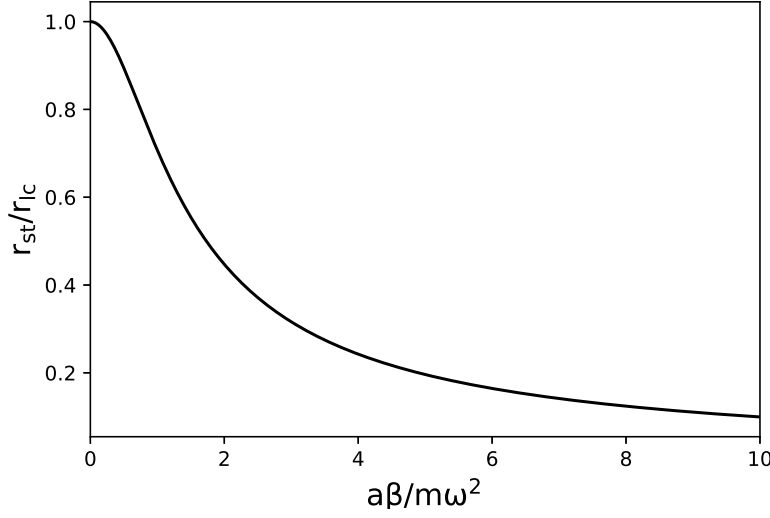


Fig. 6. Dependence of the ratio r_{st}/r_{lc} on the parameter $a\beta/m\omega^2$

3.3. Magnetic field line

In this subsection we study stable equilibrium points on a field lines corresponding to the dipolar magnetic field. The shape of the magnetic field lines is given by the equation $r = L \sin^2 \varphi$ where L is constant and defines a length scale of a field line. When the dipole magnetic moment is located in the equatorial plane, which is the case we consider here, then $\varphi(r)$ can be expressed as follows

$$\varphi_1(r) = \arcsin \sqrt{\frac{r}{L}}, \quad (19)$$

$$\varphi_2(r) = \pi - \arcsin \sqrt{\frac{r}{L}}, \quad (20)$$

where r changes from zero to L . It is obvious that stable equilibrium point must be on $\varphi_1(r)$ because $\varphi_2'(r)$ is negative and consequently Eq. (14) does not have solution. Therefore equation for $r_{st}/r_{lc} = s$ is given by

$$\frac{2m\omega}{\beta} \sqrt{1-s^2} = \sqrt{\frac{s}{\frac{L}{r_{lc}} - s}}. \quad (21)$$

Its obvious that solution for s depends only on two parameters: $\beta/m\omega$ and L/r_{lc} . Although this equation can be transformed to a cubic form, only one of three solutions will satisfy Eq. (21). The corresponding numerical solutions are given in Fig. (7). As one can see from the plots as $\beta \rightarrow 0$, r_{st} either approaches r_{lc} or L . That depends on relation of r_{lc} and L . If $L/r_{lc} < 1$ (the field line is fully inside the light cylinder) when $\beta \rightarrow 0$, r_{st} approaches to L . If $L/r_{lc} > 1$ (the field line is only

partially inside the light cylinder) as $\beta \rightarrow 0$, r_{st} approaches the light cylinder area. As β increases r_{st} vanishes in the both cases.

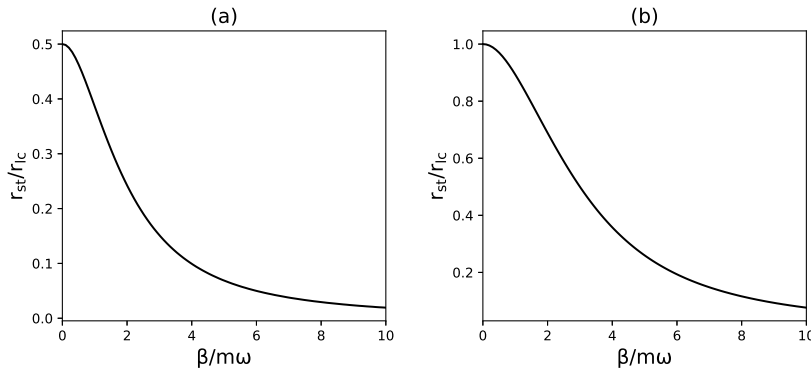


Fig. 7. Dependence of the ratio r_{st}/r_{lc} on the parameter $\beta/m\omega$ when for two different values of the parameter L/r_{lc} : (a) 0.5 and (b) 2.0

4. Summary

- (1) For studying the influence of the photon field on the magnetocentrifugal acceleration of charged particles in rotating magnetospheres we examined dynamics of particles restricted by the photon drag force in the isotropic case. For this purpose three different configurations have been considered: the straight line; the Archimede's spiral and the configuration of the dipolar field line.
- (2) We found that for straight lines ($\varphi = const$) there is not much difference in dynamics when friction is present. Particle still approaches the light cylinder zone but more slowly as friction coefficient increases. We have shown that the minimum radial velocity when the radial acceleration is initially negative, decreases if the drag force is present.
- (3) We have found that when the field line has a shape of the Archimede's spiral ($\varphi = ar$) the photon drag force strongly influences dynamics of particles in some cases. When $a < 0$ and $-\omega/a < 1$ the particle tends to the force free regime: reaction and friction forces cancel each other in infinity. Regardless of the value of friction coefficient the effective angular velocity tends to zero and therefore, the velocity approaches $-\omega/a$. When $a > 0$ and $\beta > 0$ there is the stable equilibrium point inside the light cylinder. Radial distance of this point decreases as β increases.
- (4) If the field line has a shape of the dipolar magnetic field, $r = L \sin^2 \varphi$, on right part of it there is always stable equilibrium point. As friction coefficient increases radial distance of equilibrium point decreases. As friction approaches zero this distance tends to furthest point of field line if it is fully in light cylinder

and if it isn't than the distance approaches light cylinder radius.

This study was a first attempt of this kind, therefore, in the present paper we only generally considered the problem without particular applications to astrophysical objects. The whole universe is full of the photon field, starting from the cosmic background radiation up to high density photon fields in such extreme environments as the magnetospheres of AGNs and pulsars. Therefore, as a next step we intend to apply the results obtained in this work to the mentioned astrophysical objects. A particular interest deserve the stable equilibrium locations, which might be interesting in the context of luminous bunches observed in certain extragalactic jets. For applying to jets it is clear that the next generalisation will be the study of field lines in $3D$.

Acknowledgments

The research was supported by the Shota Rustaveli National Science Foundation grant (DI-2016-14). The research of GB was supported by the Knowledge Foundation at the Free University of Tbilisi.

References

1. Fermi, E., 1949, Phys. Rev., 75, 1169
2. Bell, A. R., 1978, MNRAS, 182, 147
3. Bell, A. R., 1978, MNRAS, 182, 443
4. Rieger, F. M. & Mannheim, K. 2000, A&A, 353, 473
5. Gold, T., 1968, Nature, 218, 731
6. Gold, T., 1969, Nature, 221, 25
7. Machabeli, G. Z., & Rogava, A. D., 1994, Phys. Rev. A, 50, 98
8. Rogava, A. D., Dalakishvili, G., & Osmanov, Z. N., 2003, Gen. Rel. and Grav., 35, 1133
9. Osmanov, Z., 2008, A&A, 490, 487; Osmanov, Z., Dalakishvili, G., & Machabeli, G. Z., 2008, MNRAS, 383, 1007
10. Osmanov, Z. & Rieger, F. M., 2017, MNRAS, 464,1347; Gudavadze, I., Osmanov, Z. & Rogava, A., 2015, IJMPD, 24, 550042; Osmanov, Z., 2010, New Ast., 15, 351; Osmanov, Z. & Rieger, F. M., 2009, A&A, 502, 15; Osmanov, Z., Rogava, A. & Bodo, G., 2007, A&A, 470, 395
11. Berezhiani, V. I., Hazeltine, R. D. & Mahajan S. M., 2004, Phys. Rev. E., 69, 056406
12. Dalakishvili, G. T., Rogava, A. D. & Berezhiani, V. I., 2007, Phys. Rev. D, 76, 045003