

# Multi-photon annihilation of monopolium

H. Fanchiotti<sup>1</sup>, C.A. García Canal<sup>1</sup> and V. Vento<sup>2</sup>

<sup>1</sup>*IFLP/CONICET and Departamento de Física  
Universidad Nacional de La Plata, C.C.67, 1900, La Plata, Argentina*

<sup>2</sup>*Departamento de Física Teórica-IFIC. Universidad de Valencia-CSIC.  
E-46100, Burjassot (Valencia), Spain*

## Abstract

We show that due to the large coupling constant of the monopole-photon interaction the possibility that monopolium, and therefore monopole-antimonopole, decay into many photons must be contemplated experimentally.

Inspired by an old idea of Dirac and Zeldovich [1, 2, 3] we proposed that monopolium, a bound state of monopole anti-monopole [3, 4] could be easier to detect experimentally than free monopoles [5, 6]. We have studied the annihilation of monopolium into two photons [7, 8]. In here we are going to argue and explicitly show that monopolium might annihilate most preferably into many low energy photons. This result provides clear hints for experimental searches. The same type of arguments hint that monopole-antimonopole also annihilate most preferably into many low energy photons. Multi-photon emission by monopolium has been discussed in refs. [8, 9].

In our description of monopolium we follow closely that of positronium with an important difference namely the huge coupling constant in the magnetic case. The subtleties associated with the binding potential [6, 9] will be of no relevance for the present estimation. We notice that the two and four photon decay channels of the ground state parapositronium have been studied within QED. In particular, the two photon channel up to  $O(\alpha^3 \log^2 \alpha)$  [10] and the four photon decay has been studied to order  $O(\alpha)$  [11], where  $\alpha$  is the fine structure constant. We will use for the ratio, for reasons which will become clear next, the result to leading order [12, 13, 14] which leads to the relation,

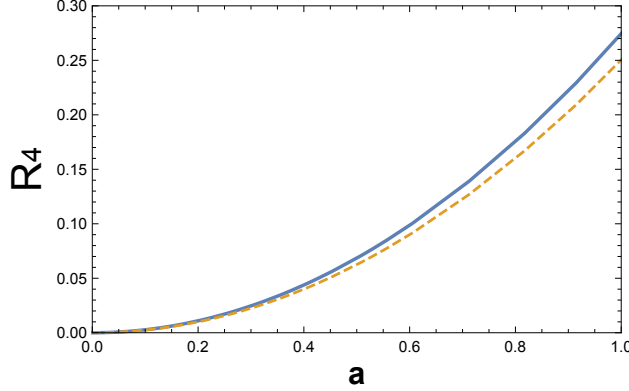


Figure 1: Four photon to two photon ratio as a function of  $a = \alpha/\pi$ . The solid curve shows the result for the true interference factor while the dashed line that of the approximation which will be extrapolated to higher  $n$ .

$$\frac{\Gamma_4}{\Gamma_2} = 0.277(1) \left(\frac{\alpha}{\pi}\right)^2 \approx 1.4910^{-6}. \quad (1)$$

It is clear from this ratio that the contribution of four photons to the decay of parapositronium is very small and only subject to precision tests of QED. The factor in front of the coupling constant, 0.277 contains the contribution of the  $4!$  diagrams of the four photon and the 2 diagrams of the two photon amplitude to lowest order. The binding energy is very small, a few eV, and has been neglected in the calculation, [14], therefore the energy factors cancel in the ratio.

Let us for the sake of argument increase the photon coupling of parapositronium. As shown in Fig.1 the ratio increases considerably and the four photon coupling becomes important. Note that we have increased the coupling only up to  $a = \alpha/\pi = 1$ . One can incorporate additional terms in the four and two photon widths and the increase is even larger in this range, but for consistency we will keep all decays to the lowest non vanishing order. This result motivates the present investigation.

Let us assume that the monopole-photon coupling is analogous to the electron-photon coupling except for an effective vertex characterized by the dressed monopole magnetic charge  $g$  [15]. Thus we extend the positronium calculation to monopolium just by changing  $e \rightarrow g$ . Recalling the parapositronium calculation in terms of the effective coupling we get,

$$\frac{\Gamma_4}{\Gamma_2} \sim F_{42} \left(\frac{\alpha_g}{\pi}\right)^2 \cdots \frac{\Gamma_{2n}}{\Gamma_2} \sim F_{2n2} \left(\frac{\alpha_g}{\pi}\right)^{2n-2}. \quad (2)$$

where  $\alpha_g = \frac{1}{4\alpha} \sim \frac{137}{4} \sim 34.25$  obtained from Dirac's Quantization Condition (DQC) [1, 2]. The  $F$ 's represent the contribution of all the Feynman amplitudes to the process shown as

subindex after extracting the contribution of the magnetic charge, which is explicitly shown. For example,  $F_{42} \approx 0.277$  as seen in Eq(1). In Fig 1 we have plotted in dashed the result of the calculation using a mathematical factor which goes to 1 for  $n = 1$  and is close, but smaller than 0.277 for  $n = 2$ . The mathematical form as a function of  $n$  is  $(1/2)^{2n-2}$ , which we will use as an extrapolation to construct the  $F$ 's for the higher  $n$ 's .

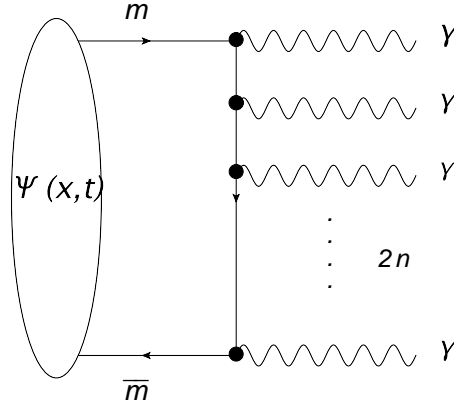


Figure 2: One of the  $2n!$  multi-photon emission diagrams.

In Fig. 2 we show one of the  $2n!$  contributions to the amplitude for a  $2n$  photon decay, and we note that this type of contributions in the above ratios are determined only by vertices and propagators.

The calculation for high  $n$  with  $2n!$  diagrams is out of the scope of any study. For the large magnetic coupling in our case, the calculations can give at most a qualitative indication of magnitudes, which is what we are pursuing at present.

Let us discuss first a educated estimation for large  $n$ . In the rest frame of the bound system the annihilation into many photons leads to an average momentum for each photon much smaller than the mass of monopolum and therefore much smaller than the mass of the monopole. In order to make an estimation of the above ratios we assume that in the propagators the monopole mass dominates over the momentum and therefore the calculation of the width, in units of monopole mass, depends exclusively on three factors: the number of diagrams  $(2n)!$ , the photons' symmetry factor  $1/(2n)!$  and the phase space of outgoing massless particles, namely

$$(phsp)^{2n} = \frac{1}{2} \frac{1}{(4\pi)^{4n-3}} \frac{M^{4n-4}}{\Gamma(2n)\Gamma(2n-1)}, \quad (3)$$

where  $M$  is the monopolum mass and  $n = 1, 2, 3, \dots$  being  $2n$  the number of photons emitted.

With all these approximations we obtain

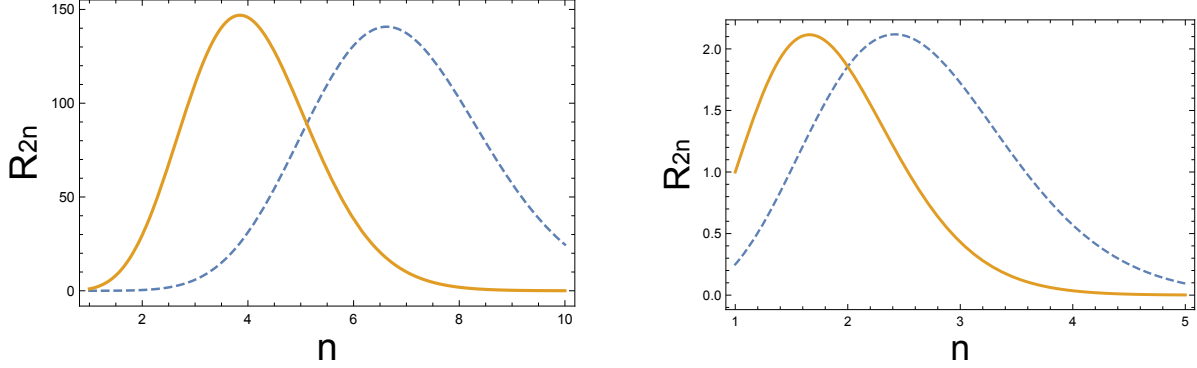


Figure 3: The  $\Gamma_{2n}/\Gamma_2$  ratio as a function of  $n$  calculated according to Eqs. 4 and 5. The left figure is for zero binding energy and the right figure for  $E_b \sim m$ . The solid curves represent the calculation with the interference factor and the dashed curves the one without the factor. In order to have the two curves at the same scale the no interference ratios had to be divided by 300 left and by 4 right. The relevance of these curves at present is not in the magnitude of the ratios, but the position of the maximums.

$$\frac{\Gamma_{2n}}{\Gamma_2} = \left(\frac{\alpha_g}{\pi}\right)^{2n-2} \left(\frac{M}{2m}\right)^{4n-4} \frac{2n!}{2!(2n-1)!(2n-2)!}. \quad (4)$$

Note that this expression leads to  $\Gamma_2/\Gamma_2 = 1$  and for  $n = 2$  and  $M = 2m$ , the parapositronium case,  $\Gamma_4/\Gamma_2 = \left(\frac{\alpha_g}{\pi}\right)^2$ , with the interference factor missing (recall Eq.(1)). In order to take into account this feature our second estimate will incorporate the extrapolated factor  $(1/2)^{2n-2}$  to Eq(4),

$$\frac{\Gamma_{2n}}{\Gamma_2} = \left(\frac{1}{2}\right)^{2n-2} \left(\frac{\alpha_g}{\pi}\right)^{2n-2} \left(\frac{M}{2m}\right)^{4n-4} \frac{2n!}{2!(2n-1)!(2n-2)!}. \quad (5)$$

This factor is extremely suppressing for large  $n$ , where the approximations might be better. Therefore we will show results with and without it to determine a region of confidence.

We have therefore in our calculation added two ingredients beyond the positronium calculation: the effect of the binding energy and two limiting scenarios, one of no interference and one of large interference effects.

These approximations are valid for Dirac's original formulation. Some coupling schemes lead to small effective couplings at threshold [7, 8, 16]. In these cases the analysis has to be carried out off threshold.

In Fig.3 we plot Eq.(4) for two different binding energies and we get bell shape distributions. For small binding energies ( $M \approx 2m$ )  $\bar{n} \sim 7$  with  $\Delta n \sim \pm 2$ . For  $M \sim m$   $\bar{n} \sim 3$  with  $\Delta n \sim \pm 1$ . If the interference factor is included the multiplicity ( $2\bar{n}$ ) is reduced since  $\bar{n} \sim 3$  with  $\Delta n \sim \pm 1$  for small binding and  $\bar{n} \sim 2$  with  $\Delta n \sim \pm 1$  for large binding. Thus

the multiplicity decreases as the binding energy increases. However, even with the strongly suppressing interference factor included multiphoton emission is favored.

We now study the dependence of multiplicity with the binding energy. To do so we find the maximum of the ratio in Eq.(5) as a function of binding energy. The result is plotted in Fig.(4) where we show the binding energy in units of monopole mass as a function of the average photon multiplicity in the annihilation. The outcome is clear, large average multiplicities, 8-12 photons, arise if the binding energy is small,  $M \sim 2m$ , while smaller average multiplicities, 4-6 photons, occur for large bindings,  $M \sim m$ . In the latter case considerable rates extend up to multiplicities of 8 photons as was shown in Fig. 3 left.

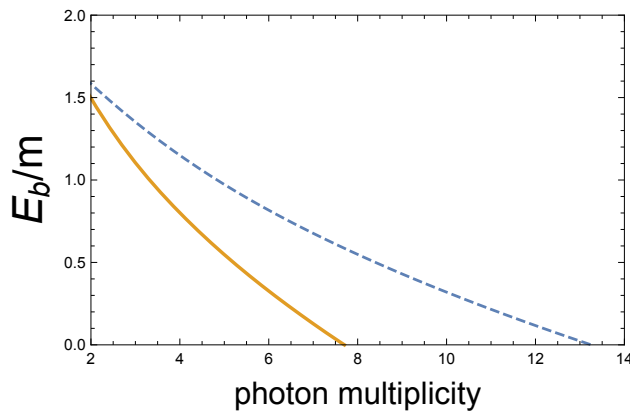


Figure 4: Binding energy in units of monopole mass as a function of average photon multiplicity in the annihilation. The solid curve represents the calculation with interference factor while the dashed curve is that without that factor.

We can get an analytic result for small bindings, i.e. large  $n$ , by obtaining the maximum of the logarithm of Eq.(5) using Sterling's formula ( $\log(k!) \approx k \log(k) - k$ ). To do we use that the interference factor can be written as  $(1/\delta)^{2n-2}$  which for  $\delta = 1$  gives Eq.(4) and for  $\delta = 2$  Eq.(5). The maxima are given by the zeros of

$$n = \frac{\delta \alpha_g}{2 \pi} \left(1 - \frac{E_b}{2m}\right)^2 \exp\left(\frac{1}{2n}\right) + 1, \quad (6)$$

which for large  $n$ , which occurs for small binding energy, has the approximate solution

$$n \approx \frac{\alpha_g}{2\pi\delta} + 1, \quad (7)$$

which implies photon multiplicities between 7 and 12 as shown in Fig. 4.

Our present analysis indicates that the two photon decay of monopolium does not seem to be the most favorable decay channel for the discovery of monopoles. Present searches of low

mass monopoles have been carried out by making use of their magnetic properties trapped in matter, by looking for tracks associated with their ionization properties and by studying two photon decays at colliders [17, 19, 20]. At colliders like the LHC the conservation of magnetic charge implies that either monopolium or a pair monopole-antimonopole could be produced. Monopolium, being chargeless, is difficult to detect except for its decay properties. If monopole-antimonopole are produced close to threshold they might annihilate given their large interaction before reaching the detector. In this experimental scenario we might not have been able to detect monopolium and/or monopoles because we have been looking into trapped monopoles, ionization remnants or the two photon channel, which according to our present investigation is less probable. Our study shows that a characteristic feature of monopolium decay is many photons arising from the annihilation vertex. At the monopolium threshold, these photons will have *on average* much smaller energy than the energy of a typical collider process. The same type of argument applies to monopole-antimonopole annihilation. To conclude we state, that as long as the exact dynamics of monopoles and their properties are unknown, large multiplicity of photon events might be the signal for the discovery of these elusive particles. Experiments should be ready to incorporate this feature into their analysis.

## Acknowledgments

Vicente Vento acknowledges the hospitality extended to him by the IFLP/CONICET and Departamento de Física de la Universidad Nacional de La Plata where this work was finalized. The work has been partially supported by ANPCyT and CONICET of Argentina, and by MINECO (Spain) Grant. No. FPA2013-47443-C2-1-P, GVA-PROMETEOII/2014/066 and SEV-2014-0398.

## References

- [1] P. A. M. Dirac, Proc. Roy. Soc. Lond. A **133** (1931) 60.
- [2] P. A. M. Dirac, Phys. Rev. **74** (1948) 817.
- [3] Y. B. Zeldovich and M. Y. Khlopov, Phys. Lett. B **79** (1978) 239.
- [4] C. T. Hill, Nucl. Phys. B **224** (1983) 469. doi:10.1016/0550-3213(83)90386-3
- [5] V. Vento, Int. J. Mod. Phys. A **23** (2008) 4023 doi:10.1142/S0217751X08041669 [arXiv:0709.0470 [astro-ph]].

- [6] L. N. Epele, H. Fanchiotti, C. A. Garcia Canal and V. Vento, Eur. Phys. J. C **56** (2008) 87 doi:10.1140/epjc/s10052-008-0628-0 [hep-ph/0701133].
- [7] L. N. Epele, H. Fanchiotti, C. A. G. Canal, V. A. Mitsou and V. Vento, Eur. Phys. J. Plus **127** (2012) 60 doi:10.1140/epjp/i2012-12060-8 [arXiv:1205.6120 [hep-ph]].
- [8] L. N. Epele, H. Fanchiotti, C. A. G. Canal, V. A. Mitsou and V. Vento, arXiv:1607.05592 [hep-ph].
- [9] N. D. Barrie, A. Sugamoto and K. Yamashita, PTEP **2016** (2016) no.11, 113B02 doi:10.1093/ptep/ptw155 [arXiv:1607.03987 [hep-ph]].
- [10] A. A. Penin, Int. J. Mod. Phys. A **19** (2004) 3897 doi:10.1142/S0217751X04020154 [hep-ph/0308204].
- [11] G.S. Adkins and E.D. Pfahl Phys. Rev. D **59** (1998) R915.
- [12] A. Billoire, R. Lacaze, A. Morel and H. Navelet, Phys. Lett. **78B** (1978) 140. doi:10.1016/0370-2693(78)90367-2
- [13] T. Muta and T. Niuya, Prog. Theor. Phys. **68** (1982) 1735. doi:10.1143/PTP.68.1735
- [14] A. Czarnecki and S. G. Karshenboim, hep-ph/9911410.
- [15] D. Zwanziger, Phys. Rev. D **3** (1971) 880. doi:10.1103/PhysRevD.3.880
- [16] K. A. Milton, Rept. Prog. Phys. **69** (2006) 1637 doi:10.1088/0034-4885/69/6/R02 [hep-ex/0602040].
- [17] L. Patrizii and M. Spurio, Ann. Rev. Nucl. Part. Sci. **65** (2015) 279 doi:10.1146/annurev-nucl-102014-022137 [arXiv:1510.07125 [hep-ex]].
- [18] B. Acharya *et al.* [MoEDAL Collaboration], Int. J. Mod. Phys. A **29** (2014) 1430050 doi:10.1142/S0217751X14300506 [arXiv:1405.7662 [hep-ph]].
- [19] B. Acharya *et al.* [MoEDAL Collaboration], JHEP **1608** (2016) 067 doi:10.1007/JHEP08(2016)067 [arXiv:1604.06645 [hep-ex]].
- [20] B. Acharya *et al.* [MoEDAL Collaboration], Phys. Rev. Lett. **118** (2017) no.6, 061801 doi:10.1103/PhysRevLett.118.061801 [arXiv:1611.06817 [hep-ex]].