

A Hitch-hiker's Guide to Stochastic Differential Equations

Solution Methods for Energetic Particle Transport in Space Physics and Astrophysics

R. Du Toit Strauss · Frederic Effenberger

Received: date / Accepted: date

Abstract In this review, an overview of the recent history of stochastic differential equations (SDEs) in application to particle transport problems in space physics and astrophysics is given. The aim is to present a helpful working guide to the literature and at the same time introduce key principles of the SDE approach via “toy models”. Using these examples, we hope to provide an easy way for newcomers to the field to use such methods in their own research. Aspects covered are the solar modulation of cosmic rays, diffusive shock acceleration, galactic cosmic ray propagation and solar energetic particle transport. We believe that the SDE method, due to its simplicity and computational efficiency on modern computer architectures, will be of significant relevance in energetic particle studies in the years to come.

Keywords Cosmic Rays · Energetic Particles · Stochastic Differential Equations · Numerical Methods · Diffusive Shock Acceleration · Transport Equations

Contents

1	Introduction	2
2	Handling Boundary Conditions: Solar Modulation of Cosmic Rays	8
3	Choosing the Correct Time Step: Diffusive Shock Acceleration and the Transport of Cosmic Rays Beyond the Heliopause	24
4	Handling Source/Sink Terms: Galactic Cosmic Ray Propagation	31
5	Importance Sampling: Solar Energetic Particle Transport and Diffusive Shock Acceleration	37
6	Summary	43

R. Du Toit Strauss
Center for Space Research, North-West University, Potchefstroom, 2531, South Africa
National Institute for Theoretical Physics (NITheP), Gauteng, South Africa
E-mail: dutoit.strauss@nwu.ac.za

F. Effenberger
Department of Physics and KIPAC, Stanford University, Stanford, CA 94305, USA
E-mail: feffen@stanford.edu

1 Introduction

Would it save you a lot of time if I just gave up and went mad now?

[Adams \(1979, h2g2\)](#)

Studying the transport of non-thermal particles through turbulent plasmas is ubiquitous in space and astrophysics. Examples include, amongst others, the propagation of cosmic rays through the galaxy and the heliosphere. The transport of these particles is usually described by a Fokker-Planck type diffusion equation that must, for most applications, be solved numerically due to the complexity of both the plasma geometry and the associated transport parameters. In recent years, stochastic differential equations (SDEs) have been used more frequently to numerically solve a variety of problems in space- and astrophysics. It appears that SDEs have, to some extent, replaced or at least complemented more traditional (i.e. largely finite difference (FD) type) numerical schemes to solve multi-dimensional partial differential equations (PDEs) which involve diffusive processes. As such, we have decided to compile this review, which consists of two parts or aspects: (i) Simple 1D “toy models” are constructed, discussed in detail, and used to illustrate how SDEs are solved numerically for a variety of different boundary conditions, how source/sink terms are handled numerically and how to deal with some numerical pitfalls that might exist (for example, how to select an appropriate time step). (ii) Directly after each numerical section, a review is given on some of the most relevant and contemporary SDE-based models that are currently available and implement the previously discussed numerical techniques for the solution of real-world problems¹. The primary aim of this paper is therefore to introduce SDE-type numerical techniques to novices in the field and to give a guide to the reader in applying these methods in his/her own work.

The scope of applications considered here can loosely be defined as energetic particle transport in space and astrophysical plasmas. The common modeling ground for corresponding transport processes is a Fokker-Planck type equation which involves both diffusive (i.e. stochastic or random) and convective (i.e. deterministic) processes². The limits of this approach can be understood in the kinetic behaviour of the particles: at low energies and sufficiently high densities the particles may thermalize, making a kinetic treatment superfluous. At very high energies and low densities, the particles may not scatter anymore with the background plasma fluctuations on the relevant length and time scales, and thus a completely deterministic treatment of the problem is possible, e.g. by solving the Newton-Lorentz equations of motion for individual particles (see also the discussions in [Schlickeiser 2002](#); [Shalchi 2009](#)). We

¹ As with any review paper, some references will inadvertently fall through the cracks and we would like to apologize for this in advance.

² The terms convection and advection are usually used interchangeably without any consensus on their potentially different meaning (e.g. an active vs. passive process). We do not attempt to use one over the other rigorously in this text.

do not consider these two limits here and suppose that a Fokker-Planck like transport equation is always the proper starting point (see, e.g., [Schlickeiser 1989](#), for a classical derivation of the Fokker-Planck equation in the context of cosmic ray transport).

We begin by describing very briefly the mathematical background of the problem, before we consider different aspects of the modeling approach and practical computational issues in conjunction with selected applications. These are, in the order of the subsequent chapters: the solar modulation of cosmic rays, diffusive shock acceleration, galactic cosmic ray propagation and solar energetic particle transport.

And above all, we emphasize: *Don't Panic*.

1.1 Mathematical background

Several monographs deal with the mathematical formalism related to SDEs and their application in a variety of scientific fields (e.g. [Kloeden et al. 1994](#); [Kloeden and Platen 1999](#); [Øksendal 2003](#); [Gardiner 2009](#)). For those completely new to the subject, we recommend the excellent introductory book by [Lemons \(2002\)](#). Also, the classical review by Chandrasekhar on stochastic problems ([Chandrasekhar 1943](#)) needs to be mentioned. The discussion in this section is based on these sources. We only present the most relevant aspects for the purposes of this paper, without any attempt for strict mathematical rigor or derivations.

For our purposes, it is sufficient to define an SDE as any equation that can be cast into the general form

$$\frac{dx(t)}{dt} = a(x, t) + b(x, t)\zeta(t) \quad (1)$$

in the 1D case where $a(x, t)$ and $b(x, t)$ are continuous functions, while $\zeta(t)$ represents a rapidly varying stochastic function, also referred to as a noise term. In SDE nomenclature, the first term on the right-hand side of Eq. 1 is referred to as the *drift* or deterministic term, while the second is referred to as the *diffusion* term (not to be confused with the physical drift and diffusive processes that will be considered later on). Moreover, only SDEs of the Itô type are considered here, where Eq. 1 can be rewritten as

$$dx(t) = a(x, t)dt + b(x, t)dW(t) \quad (2)$$

with $W(t)$ representing the Wiener process; a time stationary stochastic Lévy process where the time increments have a Normal distribution with a mean of zero (i.e. a Gaussian distribution) and a variance of dt ; $dW(t) = W(t + dt) - W(t) \sim \mathcal{N}(0, dt)$. In fact, the Wiener process can be understood as the integral of the stochastic function present in Eq. 1, i.e. in its differential form we have $dW(t) = \zeta(t)dt$. See especially the introduction by [Gardiner \(2009\)](#).

Eq. 2 can be integrated formally as

$$x(t) = x_0 + \int_0^t a(x, t') dt' + \int_0^t b(x, t') dW(t') \quad (3)$$

where the first integral is a normal (Riemann or Lebesgue) integral, while the second is an Itô-type³ stochastic integral. Analytical solutions for SDEs are, however, only available for very few limited scenarios (for an example, see the discussion of the Ornstein-Uhlenbeck process in Lemons 2002), and as such, Eq. 3 is usually integrated numerically. In the most common approach, the SDEs are integrated by using the Euler-Maruyama numerical scheme (Maruyama 1955), where a finite time step Δt , is chosen and Eq. 2 is solved iteratively

$$x(t + \Delta t) = x(t) + a(x, t)\Delta t + b(x, t)\Delta W(\Delta t) \quad (4)$$

from an initial position $x = x_0$ at $t = 0$ and continued until either a boundary is reached at $x = x_e$ at $t = t_e$, or until a temporal integration limit is reached at $t = T$. Higher-order schemes (in time) are available (see, e.g., the book by Kloeden and Platen 1999), but often the simple Euler time stepping is sufficient, particularly in diffusion-dominated cases. For a comparison of different higher-order numerical schemes, see also Wawrzynczak et al. (2015b).

By using $\mathcal{N}(0, dt) \stackrel{d}{=} \mathcal{N}(0, 1)\sqrt{dt}$ (where the symbol $\stackrel{d}{=}$ indicates that the random processes follow the same distribution) it follows that the Wiener process can be discretized as

$$\Delta W(\Delta t) = \sqrt{\Delta t} \cdot \Lambda(t), \quad (5)$$

where $\Lambda(t)$ is a simulated Gaussian distributed pseudo-random number (PRN). The temporal evolution of x forms a trajectory through phase space, which is generally referred to as the trajectory of a *pseudo-particle* (this is a widely used, but somewhat inappropriate term, that has become part of the nomenclature of the field; the actually meaning of the term is discussed in Sec. 2.5.3 where, for the case of charged particle propagation, we show that this *pseudo-particle* actually represents the temporal evolution of an ensemble of real particles, or equivalently, the evolution of a phase-space density element). Integrating Eq. 4 for a single pseudo-particle has no significance, as integration must be carried out over a large number of possible trajectories (i.e. over a large number of possible Wiener processes; see Eq. 3), so that Eq. 4 is usually integrated $N \gg 1$ times, each time using a different series of simulated Wiener processes, starting the integration process with different seeds to the pseudo random number generator (PRNG); this process is sometimes referred to as tracing N

³ Various different types of SDEs exist, such as the widely used Stratonovich stochastic formulation. Here we choose to be as brief as possible and refer the interested reader to e.g. Gardiner (1983) for a comprehensive review of these different formulations. It must necessary be kept in mind that, due to the different temporal discretizations used in these SDE formulations, the numerical methods described here may not be applicable to solve SDE that are not of the Itô-type; this is certainly true for the Stratonovich formulation.

pseudo-particles. Numerically, the independence of the pseudo-random numbers (PRNs; referring to the computational technique of simulating random numbers via deterministic algorithms) is a very important condition to fulfil in the numerical model, as some PRNGs are not independent and have a quite short cycling period (meaning the same set of PRNs are repeated after a certain time). A “high level” PRNG is therefore needed, e.g. the Mersenne Twister PRNG (Matsumoto and Nishimura 1988). When SDEs are solved on parallel computing architectures, it is important that the PRNs, simulated on different compute cores, are also independent (e.g. Dunzlaff et al. 2015).

We can generalize Eq. 2 to an n -dimensional set of SDEs, so the general formulation becomes

$$dx_i = a_i(x_i, s)ds + \sum_{j=1}^n b_{ij}(x_i, s)dW_j(s), \quad (6)$$

where \mathbf{a} is an n -dimensional vector and \mathbf{b} is a $n \times n$ matrix. In general, this system of SDEs can be thought of as being integrated either backward or forward in time (more on the relative merits of each approach in the next section). When time backward integration is performed, Eq. 6 is *equivalent* to the following Fokker-Planck equation (also referred to as the time backward Kolmogorov equation)

$$-\frac{\partial \rho(x_i, s)}{\partial s} = \sum_{i=1}^n a_i(x_i, s) \frac{\partial \rho(x_i, s)}{\partial x_i} + \frac{1}{2} \sum_{i=1}^n \sum_{j=1}^n C_{ij}(x_i, s) \frac{\partial^2 \rho(x_i, s)}{\partial x_i \partial x_j}, \quad (7)$$

where $\rho(x_i, s)$ is a conditional probability density, depending on all x_i , s and a final condition for ρ at time T . Note that we introduced s as a new time-marching coordinate to indicate that it can be different from actual (forward moving) time t (the equivalence between time forward and time backward integration is discussed in more detail in Sec. 2).

If time forward integration is performed instead, the corresponding Fokker-Planck equation (also referred to as the time forward Kolmogorov equation in order to distinguish it from Eq. 7) is given by

$$\frac{\partial \rho(x_i, t)}{\partial t} = - \sum_{i=1}^n \frac{\partial}{\partial x_i} [\tilde{a}_i(x_i, t) \rho(x_i, t)] + \frac{1}{2} \sum_{i=1}^n \sum_{j=1}^n \frac{\partial^2}{\partial x_i \partial x_j} [\tilde{C}_{ij}(x_i, t) \rho(x_i, t)]. \quad (8)$$

Note that the main difference between both equations is the implicit vs. explicit formulation in the coefficients, which may then differ for the different formulations. For most cases, $\mathbf{a} \neq \tilde{\mathbf{a}}$ and $\mathbf{C} \neq \tilde{\mathbf{C}}$. We point to Kopp et al. (2012) and Bobik et al. (2016) for a detailed discussion on how the time forward and backward SDE formulation is related to different Fokker-Planck equations. Moreover, we note that the “full” Fokker-Planck equation can also contain source and linear terms, while are not included in Eqs. 7 and 8. These additional terms are however included in Secs. 4 and 5, respectively.

The diffusion tensor C_{ij} is given by

$$C_{ij}(x_i, s) \equiv (b_{ij}(x_i, s) \cdot b_{ji}(x_i, s)). \quad (9)$$

The quantity b_{ij} is sometimes referred to as the volatility matrix (especially in mathematical texts), to illustrate that it is related to, but is not the same as the diffusion matrix (or tensor). A suitable Fokker-Planck like PDE can therefore be cast into the form of Eq. 7, the quantities \mathbf{a} and \mathbf{b} obtained, and the equivalent SDE formulation emerges naturally.⁴ The n -dimensional PDE is thereby transformed into a set of $n-1$ two-dimensional SDEs, with the latter usually much easier to solve numerically. In the remainder of this paper, we will be concerned with such solution methods and corresponding applications. It should be mentioned at this point that linear loss or gain and source terms can, of course, be of importance in many circumstances when Fokker-Planck type models are used. We will return to some of the issues related to the inclusion of such terms in the corresponding following sections.

1.2 Why should one use the time-backward method?

In energetic particle transport applications of SDEs, the time backward integration approach is mostly followed. In Fig. 1, it is demonstrated why this is the case: The top panel shows, for illustration purposes, 10 solutions of a 1D SDE, as a function of time, starting at a “source” region (the thick red line at $t = 0$). In most astrophysical and heliospheric applications, we are however only interested in calculating the solution of the PDE at a collection of phase-space points, which may be, for example, along the trajectory of a spacecraft or an energy spectrum at a given position. For the top panel of the figure, we are therefore interested in the intensity at an “observational point” (indicated by the red square at $t = 80$). It is clear that for this set-up, none of the SDE solutions pass through the observational point, and hence, they do not contribute to the intensity at the observational point – these pseudo-particle trajectories were thus unnecessarily solved and simply wasted computational resources. A much more efficient set-up is illustrated in the bottom panel of the figure: Integration is started at the observational point (where one wants the solution) and traced (solved/integrated) backward in time until model boundaries are reached (for a comparison between the time forward and backward approaches, see Bobik et al. 2016). For many applications, the latter set-up is more efficient.⁵ In this review, we will thus focus almost solely on the backward integration method.

⁴ As b_{ij} is basically the square root of C_{ij} , calculating b_{ij} for some scenarios can be very tricky in higher dimensions, but is always possible as C_{ij} is a positive definite tensor (Gardiner 1983), and usually also symmetric (Kopp et al. 2012). It is also interesting to note that b_{ij} is not unique but different choices of b_{ij} lead to the same solution as they are all mathematically equivalent.

⁵ Of course, the relative efficiency of both approaches depends on the relative sizes of the source and boundary surfaces compared to the size of the effective observer. As suggested by Milstein et al. (2004), some solutions are also hard to evaluate in the time backward scenario.

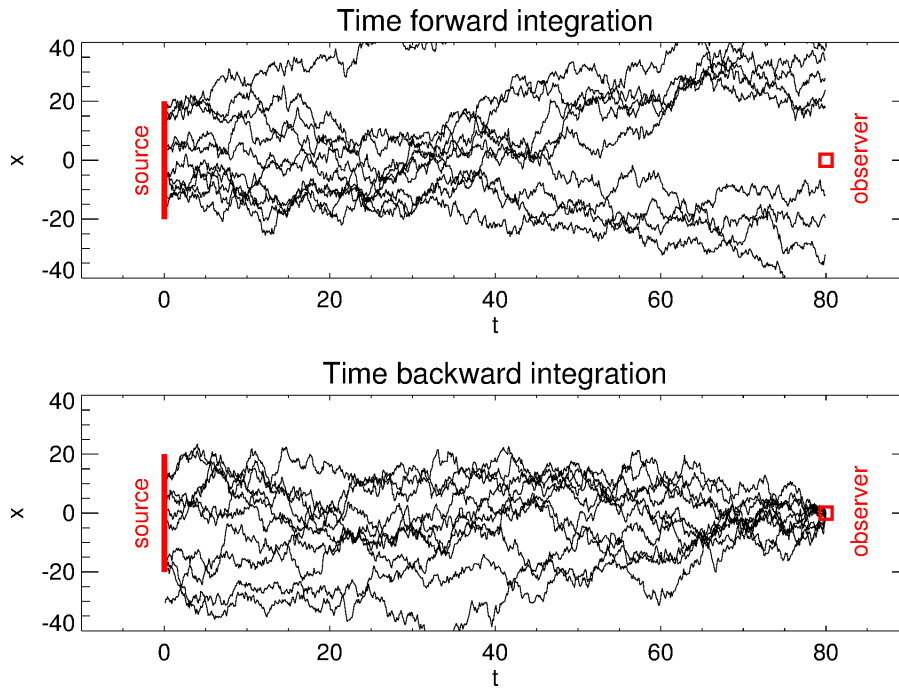


Fig. 1 Illustrating time forward (top panel) and time backward (bottom panel) integration of SDEs in a 1D scenario.

1.3 Advantages of the SDE method

There are numerous advantages to adopt an SDE-based numerical scheme above more traditional finite difference methods. These advantages include: (i) The SDE numerical scheme is unconditionally stable, although this does not necessarily imply numerical accuracy. (ii) Related to this, the method can handle large gradients, something that finite difference models struggle with, but care has to be taken in the choice of the time step (see Section 3). (iii) The SDE approach does not calculate solutions on a specific grid, but at a number of discrete phase-space positions. There is thus no need to store unnecessary information, saving computational memory and making computations in higher dimensions possible. (iv) Each solution (i.e. each pseudo-particle) is completely independent, making it possible to perform calculations on parallel computational environments, significantly speeding up calculations. Calculations can also be performed in parallel on graphics processing units (GPUs, [Dunzlaff et al. 2015](#)). (v) The SDE approach allows one to visualize more of the physics (processes) included in the transport equation under investigation. This will be illustrated further in this work.

2 Handling Boundary Conditions: Solar Modulation of Cosmic Rays

For a moment, nothing happened. Then, after a second or so, nothing continued to happen.

h2g2

We start by considering a simple one-dimensional diffusion equation

$$\frac{\partial f(x, t)}{\partial t} = \kappa \frac{\partial^2 f}{\partial x^2} \quad (10)$$

where $\kappa = 1/2$ is assumed to be constant. This equation is solved on the interval $x \in [x_{\min}, x_{\max}] = [-1, 1]$. Referring to Eqs. 2 and 7, the time-backward SDE, being equivalent to Eq. 10, is

$$dx = b dW \quad (11)$$

with $b = 1$. For this one-dimensional situation, \mathbf{b} , which is in the general case a tensor, reduces to a scalar. Similarly for the general tensor \mathbf{C} , where a comparison between Eqs. 7 and 10 show that, for this specific set-up, $C = 2\kappa$.

In general, the solution at any point x , at any time T , can be obtained by solving the convolution, (see e.g. Pei et al. 2010)

$$f(x, T) = \int_0^T \int_x G(x', t) f_b(x', t) dx' dt \quad (12)$$

where $f_b(x', t)$ denotes the boundary value for either Dirichlet-type or initial boundary conditions. Here Eq. $G(x, t)$ is a Green's function of the considered PDE (e.g. Webb and Gleeson 1977), where the normalization condition

$$\int_0^\infty \int_{-\infty}^\infty G(x', t) dx' dt = 1. \quad (13)$$

holds.

For the scenarios considered in this section, $f_b(x, t)$ has the general form

$$f_b(x, t) = \underbrace{g(t)\delta(x+1)}_{\text{left boundary}} + \underbrace{h(t)\delta(x-1)}_{\text{right boundary}} + \underbrace{k(x)\delta(t)}_{\text{initial condition}} \quad (14)$$

where $g(t)$ and $h(t)$ are boundary conditions specified at $x = \pm 1$ respectively and $k(x)$ is an initial condition. Eq. 12 then becomes

$$\begin{aligned}
 f(x, T) = & \underbrace{\int_0^T g(t)G(x = -1, t)dt}_{\text{left boundary contribution}} \\
 & + \underbrace{\int_0^T h(t)G(x = 1, t)dt}_{\text{right boundary contribution}} \\
 & + \underbrace{\int_{-1}^1 k(x)G(x, t = 0)dx}_{\text{initial condition contribution}} . \quad (15)
 \end{aligned}$$

The normalization condition of $G(x, t)$ of course still applies

$$\underbrace{\int_0^\infty G(x = -1, t)dt}_{\text{left boundary}} + \underbrace{\int_0^\infty G(x = 1, t)dt}_{\text{right boundary}} + \underbrace{\int_{-1}^1 G(x, t = 0)dx}_{\text{initial condition}} = 1 \quad (16)$$

For the results presented here, time backward integration is performed, and the solution is only calculated at $x = 0$ by means of the SDE model. Although, in this section, we calculate the solution only at a single x point, extension of the scheme for different values of x is simple and will be discussed in the following sections. The SDE results are compared to the solution from a finite difference numerical scheme in order to validate the numerical approach applied here.⁶

Backward time s , is related to forward time t , via

$$s = T - t \quad (17)$$

where T is our temporal boundary. Also note that, for example, $G(x, t = 0) = G(x, s = T)$.

As we want the solution of the SDE at $x = 0$, N pseudo-particles are released from $x = 0$ at $s = 0$ (this implies $G(x, s) = \delta(x)\delta(s)$) and their stochastic trajectories are traced until the temporal boundary $s = T$ is reached. The trajectory of a small number ($N = 5$) of such particles are shown in panel (g) of Fig. 2, where they are integrated from $s = 0$ to $s = 0.5$. At this point, $G(x, t)$ is calculated by binning the position of the pseudo-particles in either a spatial and/or temporal grid. For example, to apply the initial condition, the spatial grid is divided into M equally spaced grid cells and the number of pseudo-particles in each cell, $N_j(x_j, s)$, where x_j refers to the mid-point of

⁶ Although for some of the simple problems that are considered here, some (semi) analytic solutions exist, we decided not to include them here, to keep the focus on the numerical approach.

each spatial cell, at $s = T$ is recorded, or the pseudo-particles interact with the spatial boundaries, dividing by the total number of pseudo-particles injected initially, one may calculate

$$G(x_j, t = 0)dx \approx \frac{N_j}{N}. \quad (18)$$

From here it is easy to calculate

$$f'(x, T) = \int_{-1}^1 k(x)G(x, t = 0)dx \approx \frac{1}{N} \sum_{j=1}^M k(x_j)N_j \quad (19)$$

where x_j is the spatial position of the j -th bin. $f'(x, T)$ is the contribution of the initial condition to the value of $f(x, T)$. A similar approach is then also applied to the boundaries, although integration for this scenario is performed over time and not space. In a later section it will become clear how this binning process works and that, for some applications, the binning process is redundant so that the solution can be obtained directly from the exit position of the pseudo-particles.

2.1 Dirichlet Boundary Conditions

We first consider Eq. 10 for the case of $f(x, t = 0) = 0$ (an empty system as an initial condition, i.e. $k(x) = 0$) and the following boundary conditions

$$g(t) = \frac{5}{t} \exp\left[-\frac{1}{t} - \frac{t}{1}\right] \quad (20)$$

$$h(t) = 1. \quad (21)$$

The complete methodology to calculate the solution at two different times, $f(x = 0, t = 0.5)$ and $f(x = 0, t = 2)$, is illustrated in Figs. 2 and 3. In Fig. 2, the different panels show the calculated $G(x, s)ds$ for $x = -1$ (panel a) and $x = 1$ (panel b) for $T = 0.5$. They are thus the binned (in terms of backward-time) normalized number of pseudo-particles reaching either the left or right boundary. These quantities are then converted to forward-time and shown as $G(x = -1, t)dt$ (panel c) and $G(x = 1, t)dt$ (panel d). Note that for the discretized SDE formulation, all particles that exit the computational region are assumed to interact with the spatial boundaries, therefore all particles with e.g. $x \leq -1$ are counted in the calculation of $G(x = -1, t)dt$. The convolutions $g(t)G(x = -1, t)dt$ (panel e) and $h(t)G(x = 1, t)dt$ (panel f) are shown for illustrative purposes, while the solution of the SDE scheme at $(x = 0, t = 0.5)$ is shown as the red box in panel (h). In this panel, the solid line shows the solution of the FD scheme. Panel (g) shows the trajectory of 5 pseudo-particles for illustrative purposes, all released from $x = 0$ (the position at which we want the solution). The inversion $G(x, s)ds \rightarrow G(x, t)dt = G(x, T - s)ds$ is not really

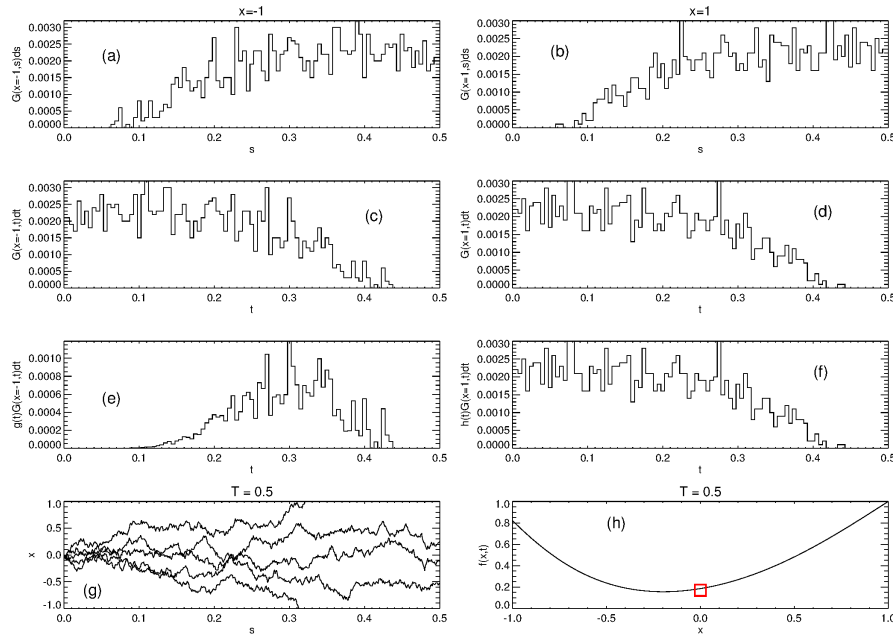


Fig. 2 Calculating the solution of the PDE, given by Eq. 10, by means of a SDE numerical method for $(x = 0, t = 0.5)$. Panels (a) and (b) show the calculated probability distributions ($G(x = -1, s)$ and $G(x = 1, s)$) for either the left or right boundaries, binned in terms of backward time. These are then converted to forward time and shown in panels (c) and (d), while the convolutions with the boundary conditions are shown in panels (e) and (f). The solution of the SDE approach is shown in panel (h) as the red box while the solid line is the solution of a FD scheme. For illustrative purposes, panel (g) shows the trajectory of 5 pseudo-particles.

needed in calculations as the convolutions may be done directly in terms of backward time, e.g.

$$\int_0^T h(t)G(x, t)dt = \int_T^0 h(T - s)G(x, s)ds, \quad (22)$$

but is shown here for completeness sake.

Interesting for the SDE scenario is that the steady-state solution is well defined (in contrast to FD scheme where convergence to a steady state must be checked continuously) for the time backward SDE formulation – it is simply when all the pseudo-particles have exited the computational domain, i.e.

$$t \rightarrow \infty \Rightarrow G(-1 < x < 1, t)dt \rightarrow 0. \quad (23)$$

Fig. 3 is similar to Fig. 2, but for a later time $T = 2$.

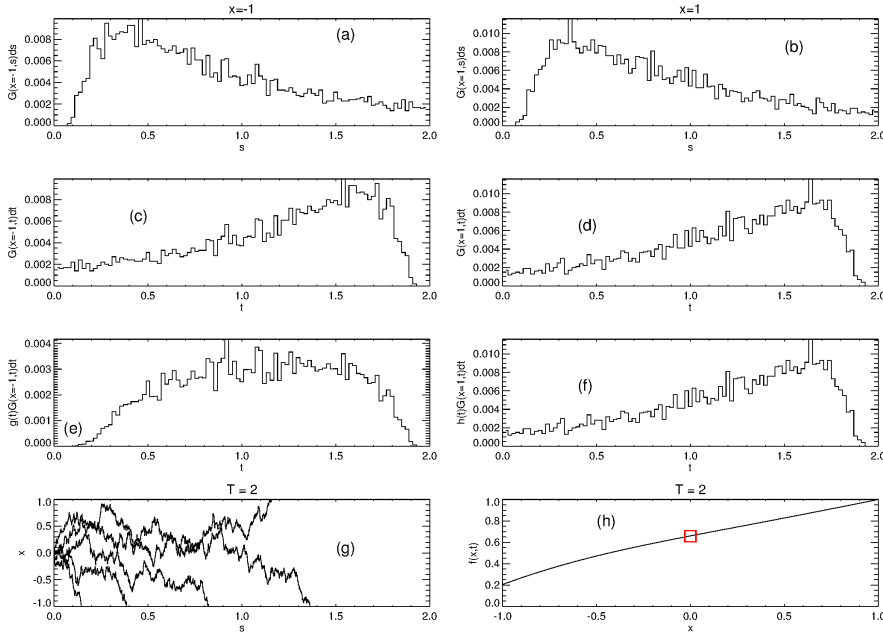


Fig. 3 Similar to Fig. 2, but for $T = 2$.

2.2 Initial Conditions

We now turn to the case of a prescribed initial condition. We choose $k(x) = -|x| + 1$ along with absorbing boundary conditions at the spatial boundaries, i.e. $g(t) = h(t) = 0$.

Fig. 4 shows the calculation of $f(x = 0, t)$ for $T = 0.1$ (left panels) and $T = 1$ (right panels). Panels (a) and (e) again shows illustrative pseudo-particle trajectories, while panels (b) and (f) show $G(x, s = 0.1)dx$ and $G(x, s = 1)dx$. This time the pseudo-particles are binned in terms of spatial position at $s = T(t = 0)$. The corresponding convolutions with the initial condition are shown in panels (c) and (g), while panels (d) and (h) again compare the final solution of the SDE approach to that of the FD scheme. The dashed line indicates the initial solution. For the SDE approach, the solution at $T = 0 \Rightarrow s, t = 0$ is readily obtained: Keeping in mind that $G(x, t = 0)dx = G(x, s = 0)dx = \delta(x = 0)\delta(t = 0)$, the solution is simply $f(x, t = 0) = k(x)$ as required.

2.3 Von Neumann Boundary Conditions

The solutions presented here are similar to that of the previous section, except that reflecting conditions are assumed, where

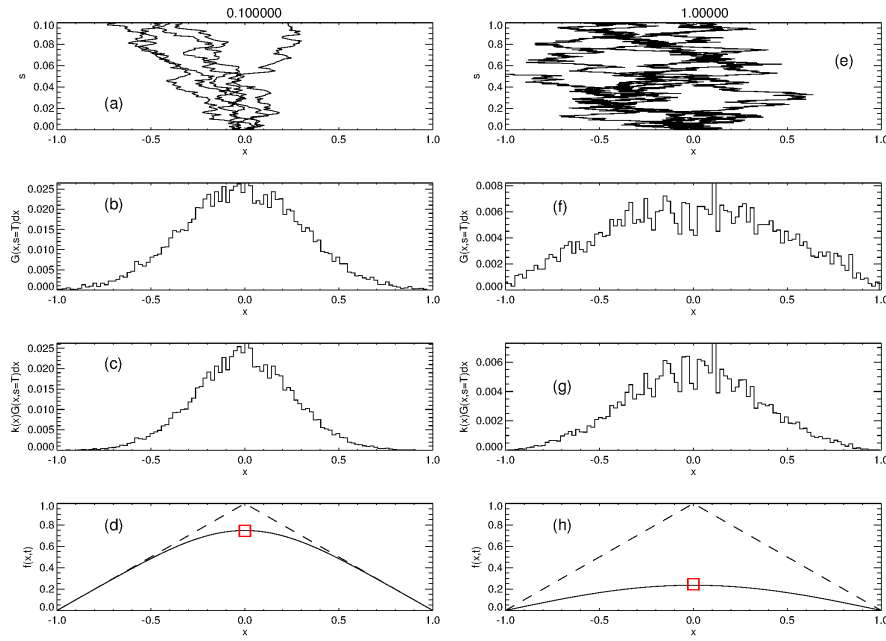


Fig. 4 The calculation of $f(x=0, t)$ for $T=0.1$ (left panels) and $T=1$ (right panels). In the bottom panels, the red box shows the solution of the SDE approach, the solid line that of a FD scheme and the dashed line indicates the initial condition specified at $t=0$.

$$\left. \frac{\partial f(x, t)}{\partial x} \right|_{x=\pm 1} = 0. \quad (24)$$

Reflecting conditions are implemented in the SDE formulation as

$$x < x_{\min} : x \rightarrow -2x_{\min} - x = -2 - x \quad (25)$$

$$x > x_{\max} : x \rightarrow 2x_{\max} - x = 2 - x \quad (26)$$

similarly to hard sphere reflection off a planar surface. Note that for this situation, $G(x=-1, t) = G(x=1, t) = 0$, so that all pseudo-particles stay in the computational region $x \in (x_{\min}, x_{\max}) = (-1, 1)$. The calculation of $f(x=0, t)$ for this scenario is shown in Fig. 5. The figure is similar to Fig. 4, except with the choice of reflecting boundaries.

Here, the steady-state is less well defined for the SDE approach. As all pseudo-particles must stay in the computational region, the steady state is defined as a limit on the computational time $T \gg 1$. In this limit, $G(x, t)dt$ should become independent of time, and in this particular case also of x . This means the pseudo-particle are distributed evenly across the spatial computational region. It is also easy to write down the steady state solution: For reflecting boundaries and the limit $T \rightarrow \infty$, we require

$$G(x, t \rightarrow \infty)dx \rightarrow G_{\infty}dx \quad (27)$$

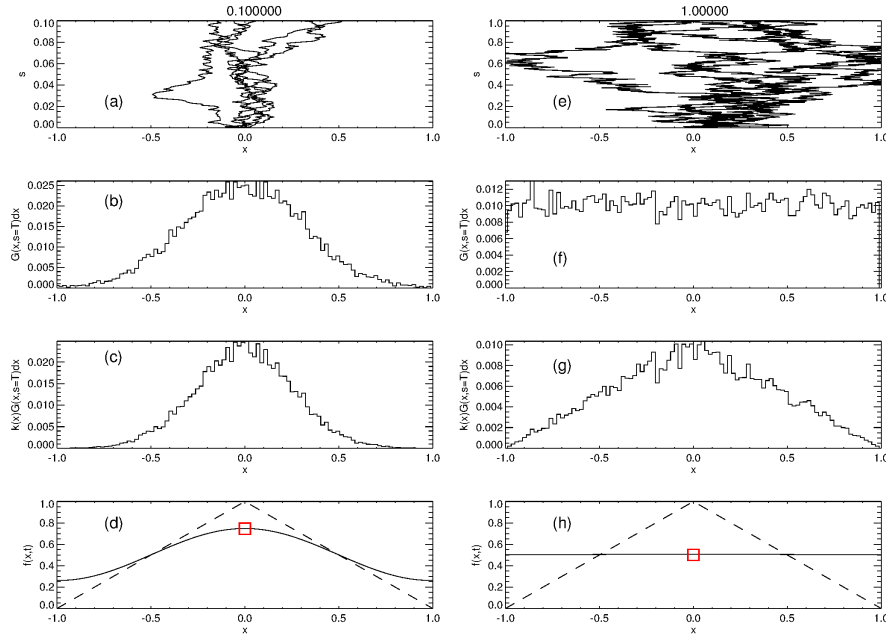


Fig. 5 Similar to Fig. 4, except that reflecting boundary conditions are assumed at $x = \pm 1$.

where G_∞ is simply a constant (i.e. the spatial bins are equally populated by pseudo-particles). Because of the normalization condition, we have that

$$\int_{-1}^1 G(x,t)dx = G_\infty \int_{-1}^1 dx = 1 \Rightarrow G_\infty = \frac{1}{\int_{-1}^1 dx} = \frac{1}{2}. \quad (28)$$

The solution of $f(x, t \rightarrow \infty)$ is then simply

$$f(x, t \rightarrow \infty) = \int_{-1}^1 k(x)G_\infty dx = \frac{1}{2} \int_{-1}^1 k(x)dx \quad (29)$$

which is the average of $k(x)$.

2.4 Periodic Boundary Conditions

In the SDE approach, periodic boundary conditions are specified as (see e.g. [Strauss et al. 2011a](#))

$$x < x_{\min} : x \rightarrow x_{\max} - x_{\min} + x \quad (30)$$

$$x > x_{\max} : x \rightarrow x_{\min} - x_{\max} + x, \quad (31)$$

in other words, when a pseudo-particle exists the left boundary, x_{\min} , it simply re-appears at the right boundary, x_{\max} . This formulation will be illustrated and become clear in the following section, see especially Eq. 42, where the solution of SDEs in spherical spatial coordinates is considered.

2.5 Cosmic ray modulation studies

Galactic cosmic rays (GCRs) are highly energetic and fully ionized charged particles that originate outside of the heliosphere with energies of up to 10^{12} GeV (e.g. [Hillas 2006](#)). The most likely GCR accelerators are believed to be supernovae throughout the galaxy (e.g. [Moskalenko et al. 2002](#)), although other astrophysical systems, e.g. pulsars, are good acceleration candidates (e.g. [Büsching et al. 2008](#)). These particles propagate through the galaxy (see Section 4) and can then reach the edge of the heliosphere – the region of interstellar space influenced by the Sun's plasma outflow. Once these particles enter the heliosphere, their intensities are modulated by the turbulent heliospheric magnetic field and embedded irregularities or turbulent fluctuations. This is a time- and energy-dependent process, where the amount of modulation generally increases with decreasing energy (see the recent review of [Potgieter 2013](#)).

In order to model the heliospheric modulation of GCRs, i.e. their transport from the heliopause (HP; that is, the outer boundary of the heliosphere) to Earth, the intensity of the different GCR species directly at the HP must be known and prescribed as a Dirichlet-type boundary condition in any numerical modulation model. To achieve this, results from galactic propagation models (e.g. [Moskalenko et al. 2002](#); [Strong et al. 2011](#)), are used to estimate the intensity of the GCRs at the HP; simply assumed to be the local interstellar spectrum (LIS). This LIS is then modulated as the GCRs propagate towards the inner heliosphere. The recent crossing of the HP by the Voyager 1 spacecraft (e.g. [Stone et al. 2013](#); [Gurnett et al. 2013](#)) has shed some light on the LIS, at least for some GCR species in certain energy regimes, so that this quantity cannot be treated as a free parameter any more (see also the work of e.g. [Vos and Potgieter 2015](#); [Corti et al. 2016](#)).

2.5.1 Transport equation and relevant numerics

The transport of GCRs inside the heliosphere is governed by the [Parker \(1965\)](#) transport equation (TPE),

$$\frac{\partial f}{\partial t} = -(\mathbf{u} + \mathbf{v}_d) \cdot \nabla f + \nabla \cdot (\mathbf{K} \cdot \nabla f) + \frac{1}{3} (\nabla \cdot \mathbf{u}) \frac{\partial f}{\partial \ln P} \quad (32)$$

given in terms of the gyro- and isotropic CR distribution function $f(r, \theta, \phi, P, t)$ (in spherical spatial coordinates) which is related to the GCR differential intensity by $j(r, \theta, \phi, P, t) = P^2 f(r, \theta, \phi, P, t)$, where P is particle rigidity (defined as $P = pc/q$ with p particle momentum, c the speed of light and q particle charge). A re-derivation of the TPE was given by [Webb and Gleeson \(1979\)](#), while the TPE in the above form can also be derived by averaging the Fokker-Planck equation over pitch angle (e.g. [Schlickeiser 2002](#); [Stawicki 2003](#)). The processes included in the TPE and described by the associated terms, are from left to right: Temporal changes, convection with the plasma (solar wind) velocity \mathbf{u} due to the embedded nature of the heliospheric magnetic field (HMF),

usually taken to be Parkerian in its simplest formulation (Parker 1958), particle drifts, diffusion and adiabatic energy changes due to an expansion or compression of the background plasma. In the supersonic solar wind $\nabla \cdot \mathbf{u} > 0$, and hence, GCRs generally lose energy in this region (e.g. Parker 1966). Additional processes, e.g. momentum diffusion (Fermi II acceleration), can also be included into the TPE by including the corresponding terms, while diffusive shock (Fermi I) acceleration is already included in the adiabatic term in its present form (e.g. Strauss et al. 2010). The components of the 3D diffusion tensor, \mathbf{K} are related to the underlying HMF turbulence evolution (as discussed by, e.g., Oughton et al. 2011; Zank et al. 2012; Usmanov et al. 2014) and different scattering theories coupling this to pitch-angle particle scattering (e.g. Jokipii 1966; Matthaeus et al. 2003). The ab initio approach to cosmic ray modulation (e.g. Engelbrecht and Burger 2013) aims to unite these two aspects in a comprehensive modulation model. Although the diffusion tensor can therefore be specified in a HMF aligned coordinate system, it must be transformed into the global coordinate system in which Eq. 32 will be solved (e.g. Effenberger et al. 2012a). Usually the latter is chosen to be in spherical spatial coordinates. Due to the large scale HMF, GCRs will undergo a combination of gradient, curvature and current sheet drift, the latter resulting because of the switch in HMF polarity across the heliospheric current sheet (HCS). Drifts were neglected in modulation models until Jokipii et al. (1977) pointed out that drifts may indeed play a dominant role in GCR modulation and can explain the observed HMF polarity dependent CR observations (e.g. Jokipii and Kopriva 1979; Potgieter and Moraal 1985; Burger and Potgieter 1989). See also the comprehensive review by Potgieter (2013).

As pointed out in Section 1, the 4D transport equation given by Eq. 32 can be cast into a set of 3, 2D SDEs, with the latter much easier to handle numerically. The relevant set of SDEs for GCR modulation is

$$\begin{aligned}
 dr &= a_r \cdot ds + b_{rr} \cdot dW_r + b_{r\theta} \cdot dW_\theta + b_{r\phi} \cdot dW_\phi \\
 d\theta &= a_\theta \cdot ds + b_{\theta\theta} \cdot dW_\theta + b_{\theta\phi} \cdot dW_\phi \\
 d\phi &= a_\phi \cdot ds + b_{\phi\phi} \cdot dW_\phi \\
 dp &= a_p \cdot ds,
 \end{aligned} \tag{33}$$

where the coefficients a_i and b_{ij} depend on the coefficients of the convective and diffusive terms in the TPE. We do not state the explicit form of these here to keep the presentation compact, but they are given for example in Strauss et al. (2011a). We encourage the interested reader to derive and/or look up these coefficients in different coordinate systems and implement them in their own SDE framework. Also note that this is the simplest possible formulation for CR transport when a Parker field is assumed. For a more general scenario, see e.g. Pei et al. (2010).

The multidimensional Wiener process used in the previous equation is given simply by

$$d\mathbf{W} = [dW_r, dW_\theta, dW_\phi]. \tag{34}$$

If momentum (energy) diffusion is neglected, \mathbf{b} can be reduced from a 4×4 matrix to a 3×3 matrix (see also the discussion in [Kopp et al. \(2012\)](#)). To calculate \mathbf{b} , the square root of the diffusion tensor must be calculated. As discussed by, e.g., [Johnson et al. \(2002\)](#), the magnitude and form of \mathbf{b} may not be unique, but all of these \mathbf{b} 's will be mathematically equivalent.

The GCR boundary outer condition (the so-called LIS specified at the HP) can be handled by applying [Eq. 12](#). Neglecting initial conditions, this can be rewritten as

$$f(\mathbf{x}_0, t_0) = \int_0^{t_0} \int_{\mathbf{x} \in \Omega_b} f_b(\mathbf{x}, t) \rho(\mathbf{x}, t) d\Omega dt, \quad (35)$$

where $f_b(\mathbf{x}, t)$ represents the boundary condition (i.e. the LIS), $\rho(\mathbf{x}, t)$ the *conditional* probability density, $f(\mathbf{x}_0, t_0)$ the phase space position where the intensity is calculated, i.e. the *observational* point, Ω_b the boundary of the integration domain and where $\mathbf{x} = \{r, \theta, \phi, p\}$ in phase-space coordinates.

Many studies focus on stationary (steady state) solutions of the TPE, where $t \rightarrow \infty \Rightarrow \rho(\mathbf{x}, t) \rightarrow \rho(\mathbf{x})$, reducing [Eq. 35](#) to

$$f(\mathbf{x}_0) = \int_{\mathbf{x} \in \Omega_b} f_b(\mathbf{x}) \rho(\mathbf{x}) d\Omega. \quad (36)$$

For GCRs, the boundary values are only momentum, or energy, dependent so that only integration over momentum space is performed, i.e. $d\Omega \rightarrow dp$,

$$f(\mathbf{x}_0) = \int_p^\infty f_b(p') \rho(\mathbf{x}) dp' \Big|_{\mathbf{x} \in \Omega_b}, \quad (37)$$

which is essentially a convolution of the boundary condition and the probability distribution. Here, we have assumed that only energy losses are present, i.e. the pseudo-particles can only reach the boundary with a higher momentum than they started with. If, however, particle acceleration is also included in the model, pseudo-particles can exit the system with lower energy than they started with (keeping in mind this is the time-backward solution) and the momentum integration boundaries must be changed from $[p, \infty]$ to $[0, \infty]$. Note that [Eq. 37](#) can be expanded when two disjointed boundaries are present, such that $\Omega'_b \cap \Omega_b = 0$, to

$$f(\mathbf{x}_0) = \int_p^\infty f_b(p') \rho(\mathbf{x}) dp' \Big|_{\mathbf{x} \in \Omega_b} + \int_p^\infty f'_b(p') \rho(\mathbf{x}) dp' \Big|_{\mathbf{x} \in \Omega'_b}, \quad (38)$$

which is the case if, for example, the Jovian magnetosphere, which is a strong source of low energy electrons (e.g. [Chenette 1980](#); [Moses 1987](#)), is included into a modulation model as a second CR species.

Two approaches can be used to incorporate these boundary conditions. Firstly, the set of SDEs can be solved to provide $\rho(\mathbf{x})$, whereafter [Eq. 37](#) is used to obtain the CR flux – this is the most general solution method discussed in [Section 2.1](#). A second, and numerically easier approach is to calculate

the weighted value of $f(\mathbf{x}_0)$ for each pseudo-particle individually, before normalizing this to the correct magnitude at the end of the integration process. For a single pseudo-particle, reaching a momentum dependent boundary with $p_i = p_i^e$ (where i labels the pseudo-particles),

$$\rho_i(\mathbf{x}) = \delta(p_i - p_i^e)|_{\mathbf{x} \in \Omega_b}, \quad (39)$$

because of the normalization condition. This implies that

$$f_i(\mathbf{x}_0) = f_b(p_i^e), \quad (40)$$

so that each pseudo-particle traced to the boundary makes some (weighted; see Eq. 41) contribution to the total solution. Repeating for $N \gg 1$ pseudo-particles, the numerical solution of the TPE can be calculated as

$$f(\mathbf{x}_0) = \frac{1}{N} \sum_{i=1}^N f_b(p_i^e), \quad (41)$$

which follows from Eq. 37.

Although the SDE approach does not have to prescribe boundary conditions at the computational domains of the angular coordinates, the angular position of the pseudo-particles needs to be renormalized so that $\theta \in [0, \pi]$ and $\phi \in [0, 2\pi]$. This is done by specifying the following conditions:

$$\begin{aligned} \phi < 0 &: \phi \rightarrow \phi + 2\pi \\ \phi > 2\pi &: \phi \rightarrow \phi - 2\pi \\ \theta < 0 &: \theta \rightarrow |\theta|; \phi \rightarrow \phi \pm \pi \\ \theta > \pi &: \theta \rightarrow 2\pi - \theta; \phi \rightarrow \phi \pm \pi \end{aligned} \quad (42)$$

which occur when the pseudo-particle either propagates around the ecliptic plane or cross the solar poles. Although this is really a coordinate renormalization, it is very similar to using periodic boundary conditions (see also Section 2.4).

2.5.2 Selected results

The first⁷ SDE-based GCR modulation model was presented by Yamada et al. (1998) for the spatially 1D scenario. These authors applied their model to the case of GCR proton modulation and illustrated the validity of the SDE approach by benchmarking the SDE approach to a traditional FD scheme – the comparison was, of course, a success. The SDE approach, however, only gained widespread interest after Zhang (1999) showed the applicability of this approach in 3D, including particle drift in a flat (i.e. a tilt angle of 0°) HCS

⁷ Earlier, Jokipii and Levy (1977) used the first- and second-order moments of the TPE to construct a random walk model for CRs. However, as this model did not implement a Wiener process, but rather a uniform distribution of random numbers, it is not an SDE model in a strict sense.

set-up. In this paper, Zhang illustrated that the SDE approach can also lead to additional insight into the modulation process by visually illustrating the modulation process; we will touch on these illustrative results again later on. Later models applied essentially the same SDE formulation, applied to GCR protons, electrons and Jovian electrons, but most also included extensive benchmarking studies (e.g. [Gervasi et al. 1999](#); [Bobik et al. 2008](#); [Pei et al. 2010](#); [Strauss et al. 2011a](#)). An example of such a benchmarking study is shown in [Fig. 6](#) and taken from [Pei et al. \(2010\)](#). Here, the authors compare GCR proton results from a 3D SDE model to that of a FD model, including drifts. These exhaustive benchmarking studies gave confidence in the SDE approach, which led to the heliospheric community quickly embracing this “new” generation of numerical modulation models.

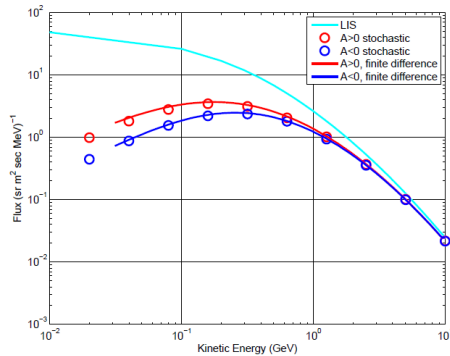


Fig. 6 An example of the exhaustive benchmarking studies presented in earlier SDE-model papers. Although, in retrospect, these benchmarking studies seem superfluous (the mathematical equivalence is already established), they were needed in order to illustrate the validity of SDE approach to the heliospheric community. This example is taken from [Pei et al. \(2010\)](#).

The next step in modulation models was the implementation of a wavy HCS. This is, however, by no means an easy task to accomplish in 3D. The first model to achieve this was given by [Miyake and Yanagita \(2005\)](#); this work was summarized in a conference proceeding but never published in detail. A more detailed methodology (but only in 2D) was given by [Alanko-Huotari et al. \(2007\)](#), and for 3D models by [Pei et al. \(2012\)](#) and [Strauss et al. \(2012\)](#). The inclusion of a wavy HCS also gave the opportunity to effectively illustrate the drift process, and an example of such an illustration is shown in [Fig. 7](#). Here the exit positions (that is, the position, in terms of polar and azimuthal angles, at which a pseudo-particle exits the heliosphere, i.e. reaches the edge of the computational domain) at a spherical heliopause for GCR proton pseudo-particles are shown. This representation needs some careful interpretation: The pseudo-particles are released at Earth and exits the heliosphere at the shown positions. In the time-forward scenario, it can thus be concluded that GCR, that enter the heliosphere at these positions, will end up at Earth. It does,

however, not mean that GCRs only enter the heliosphere at these positions (the GCR flux is assumed isotropic and uniform outside the heliosphere). The simulations presented in Fig. 7 are performed for the $A > 0$ (blue points) and $A < 0$ (red points) drift cycles and varying values of the HCS tilt angle. In the $A > 0$ drift cycle, GCR protons generally drift from the polar regions to reach Earth, whereas, in the $A < 0$ cycle, they mainly drift along the HCS (for details see also Strauss et al. 2012). See also the modelling of Raath et al. (2016, 2015). The effectiveness of SDE-type models in modeling and reproducing drift effects, have recently led to SDE models being increasingly applied to model charge sign dependent modulation effects (e.g., Della Torre et al. 2012; Bobik et al. 2012; Maccione 2013), that is, simultaneously modeling and reproducing particle and anti-particle ratios in order to gauge the effectiveness of the drifts in different polarity cycles.

From the onset, Zhang (1999) illustrated that, in the SDE formulation, it is possible to calculate the propagation (resident) time and energy losses suffered by GCRs directly. Strauss et al. (2011b) showed that these quantities, calculated numerically via a SDE model, compare well with earlier analytical models. Florinski and Pogorelov (2009), for example, calculated the propagation time for particles in different regions of the heliosphere and illustrated that they spend a long time in the heliosheath (the region between the termination shock and the heliopause); a region where CRs suffer little or no energy losses. Similarly, Bobik et al. (2011) included and illustrated the effect of additional deterministic energy loss processes. Although such calculations make the modulation process clearer and more understandable, it is not yet conclusively established how these quantities are related to CR intensities or observations (see e.g. Strauss et al. 2013, for an attempt at this). It must always be kept in mind that *pseudo-particles* are not real particles! More recent work by, e.g., Vogt et al. (2015), suggests more complicated weighting procedures for the propagation time in order for this quantity to be more representative of reality.

Due to the stability of the SDE numerical scheme, coupled with the low memory requirements when solving SDEs in higher dimensions, it has also become possible to create hybrid CR modulation models. These are models that use the input from magneto-hydrodynamic (MHD) models of the heliosphere geometry and plasma flow fields, and solve the TPE using essentially a test (pseudo-) particle approach (i.e. coupling the TPE to an MHD simulated background plasma). Such models can be considered more realistic in the sense that they capture the complex and asymmetrical structure of the heliosphere. The first of these models was presented by Ball et al. (2005), where after the approach was followed by Florinski and Pogorelov (2009), Strauss et al. (2013), Luo et al. (2013), Guo and Florinski (2014b) and most recently by Guo and Florinski (2014a). These models were mostly applied to GCR transport in the large-scale heliosphere (with the focus on the heliosheath; see also Section 3.1), while Guo and Florinski (2014a) modeled the effect of co-rotating interaction regions (CIRs) on GCR intensities in the inner heliosphere. An example solution of such a hybrid modulation model is shown in Fig. 8.

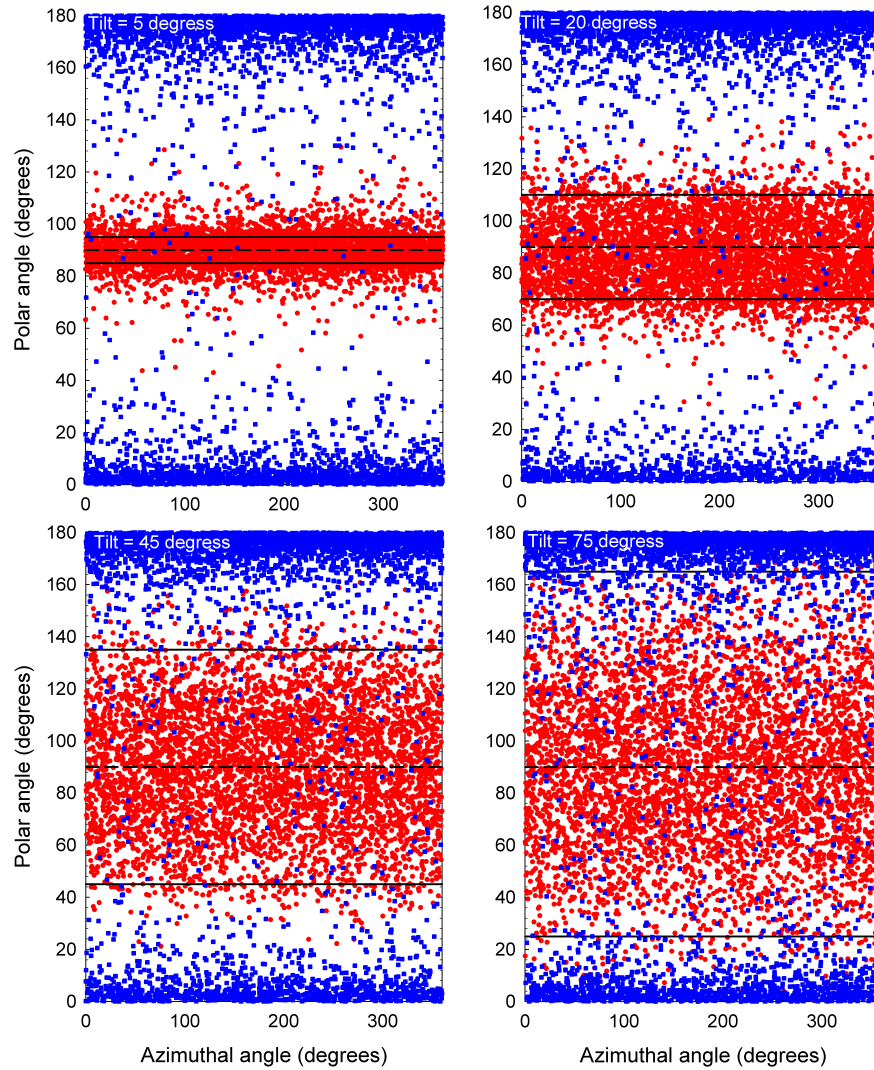


Fig. 7 Illustrating drift effects in the heliosphere by plotting the exit position of protons in the so-called $A > 0$ (blue) and $A < 0$ (red) drift cycles for various tilt angles. The solid and dashed lines show the latitudinal extent of the wavy HCS, with the different tilt angles indicated on each panel. The figure is taken from [Strauss et al. \(2012\)](#). With permission of Springer.

Although the numerical approach to integrating SDEs is, per definition, time dependent (it can be considered an explicit numerical scheme), most of the above-mentioned work considered the steady-state solution, i.e. all pseudo-particles are integrated until they reach a boundary. Some work that has focused on time-dependent (meaning here that the transport coefficients are

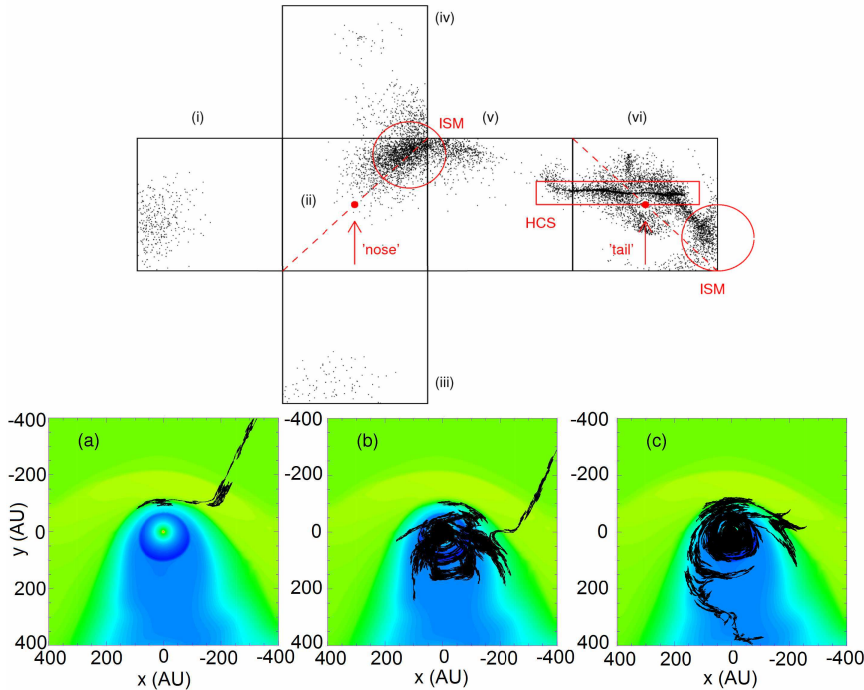


Fig. 8 A solution of a hybrid CR modulation model, taken from [Strauss et al. \(2013\)](#). The bottom panels show the trajectory of 3 pseudo-particles in an MHD simulated heliospheric environment (the contour plots show the plasma density). The top panel shows the exit positions of pseudo-particles, initially released from Earth, at the boundaries of the model. For this scenario, the model boundary is a cube, which is “unfolded” in the top panel. The large red circles indicate the position of pseudo-particles that have entered the heliosphere by propagating along the assumed interstellar magnetic field (labelled ISM), while the red square shows particles which drifted along the heliospheric current sheet (labelled HCS). The “nose” and “tail” of the heliosphere are indicated on panels (ii) and (vi) respectively.

time-dependent and no stationary solution exists) solutions is, however, available (e.g. [Yamada et al. 1999](#); [Luo et al. 2011](#); [Guo and Florinski 2014a](#); [Wawrzynczak et al. 2015a](#)).

2.5.3 Pseudo-particle interpretation and an illustration of Liouville’s theorem

Because the SDE model solves for $f(\mathbf{x}, t)$, a pseudo-particle represents a realization of $f(\mathbf{x}, t)$, so that a pseudo-particle is defined as an ensemble of CR particles, where the ensemble is constructed such that it results in a gyro- and isotropic collection of particles. A more accurate term for a pseudo-particle is that of a *phase space density element*. However, the nomenclature of a pseudo-particle is ingrained into the field of SDE based modulation models, and as such, will be used throughout this paper. Many discussions have shown that it is sometimes mistakenly assumed that a pseudo-particle represents an actual CR particle, or the guiding centre of such a particle. This is of course not the

case, as a single GCR particle would follow the Lorentz-Newton equations of motion. The way in which particle source and/or loss terms are treated in the SDE approach (see Sections 4 and 5) also shows that pseudo-particles are in fact not physical particles; ‘pseudo’ may be assumed to refer to the fact that they are simply mathematical realizations of particle distribution functions (see also the comments by [Kopp et al. 2012](#)).

The trajectory of a pseudo-particle also has an often overlooked and very important physical significance. Along the trajectory of a single pseudo-particle (where \mathbf{x}' labels the set of phase space coordinates along this trajectory)

$$\rho(\mathbf{x}') = 1, \quad (43)$$

which is an extension of Eq. 39, and occurs because of the normalization condition of $\rho(\mathbf{x}, t)$ as shown in Eq. 39. Because $f(\mathbf{x}, t) \propto \rho(\mathbf{x}, t)$, it follows that

$$f(\mathbf{x}') = \text{constant}, \quad (44)$$

so that

$$\frac{Df(\mathbf{x}')}{Dt} = 0, \quad (45)$$

which is a Lagrangian derivative along \mathbf{x}' . Eq. 45 is simply a re-statement of Liouville's theorem: Along the trajectory of a pseudo-particle through phase space, the CR distribution function remains constant. The trajectory of a pseudo-particle therefore also shows a graphical illustration of Liouville's theorem. For cases, described later on, where sources and/or sinks of particles are considered, the phase-space distribution along the path of a pseudo-particle is no longer constant, and hence, the connection with Liouville's theorem cannot be made.

3 Choosing the Correct Time Step: Diffusive Shock Acceleration and the Transport of Cosmic Rays Beyond the Heliopause

“Ford!” he said, “there’s an infinite number of monkeys outside who want to talk to us about this script for Hamlet they’ve worked out.”

h2g2

In this section, we again consider the 1D PDE

$$\frac{\partial f(x, t)}{\partial t} = \frac{\partial}{\partial x} \left(\kappa(x) \frac{\partial f(x, t)}{\partial x} \right) \quad (46)$$

where κ is no longer constant, but assumed to be

$$\kappa(x) = 0.5 + 0.25 \tanh(10x). \quad (47)$$

$\kappa(x)$, and its derivative, are shown in panels (a) and (b) of Fig. 9. Note that $\kappa(x)$ changes by a factor of three over a length scale of $L = 0.5$; the meaning of which will become clear during this section.

The corresponding SDE formulation is

$$dx = \frac{d\kappa(x)}{dx} dt + b(x) dW \quad (48)$$

where $b(x) = \sqrt{2\kappa(x)}$.

We focus on the effect of changing the numerical step size Δt in the SDE solver. For the simulation used here, no initial condition is assumed, with $f(x = -1, t) = 0$ and $f(x = 1, t) = 1$ and the results are compared to those of the FD code at time $T = 1$.

Unlike finite differences, the SDE method does not have a prescribed restriction on the time step; i.e. no equivalent SDE CFL (Courant-Friedrichs-Lewy, see [Courant et al. 1928](#)) formulation is applicable. This has advantages, namely that the SDE method is therefore unconditionally stable. However, as we will show, the SDE solution does not converge to the correct solution if Δt is chosen to be too large.

Panel (c) of Fig. 9 shows the results when $\Delta t = 0.1$ is used in the SDE scheme (red squares) as compared to the FD scheme (solid line) which derives its value of Δt from the appropriate CFL condition. This choice of Δt is clearly too large and the comparison shows that the SDE results are clearly incorrect. In panel (d) a reasonable value of $\Delta t = 0.01$ is adopted. However, the results of the SDE model, especially for $x > 0$, is clearly still incorrect. Only for $\Delta t = 0.001$ (panel e) do both numerical methods converge.

A question is however how to correctly choose the value of Δt ? Our methodology to do this consistently starts with evaluating the first- and second-order moments of the SDE

$$\langle \Delta x \rangle = \frac{d\kappa(x)}{dx} \Delta t \quad (49)$$

$$\langle \Delta x^2 \rangle = 2\kappa(x) \Delta t = b^2(x) \Delta t. \quad (50)$$

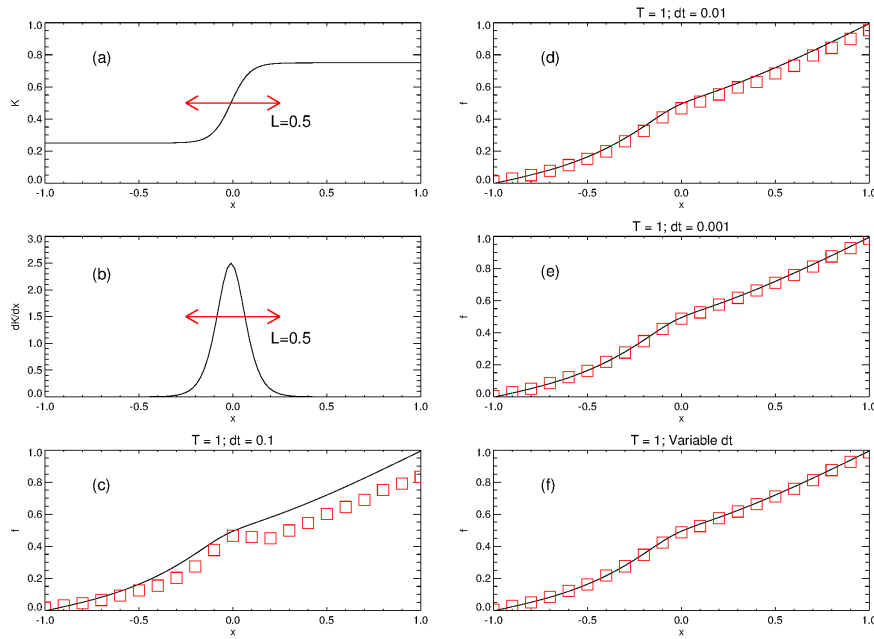


Fig. 9 Comparing the SDE (open squares) and finite difference (solid line) methods for different choices of Δt . Panel (a) shows $\kappa(x)$, panel (b) its derivative and panels (c) - (e) the SDE results for $\Delta t = 0.1$, $\Delta t = 0.01$ and $\Delta t = 0.001$ respectively. The SDE solutions in panel (f) adopt a variable time step.

In the SDE approach, it can be assumed that the pseudo-particles, on average, move a distance $l^2 = \max\{\langle \Delta x \rangle^2, \langle \Delta x^2 \rangle\}$ in a time step Δt . We can therefore use the numerical spatial step size to constrain the time step, i.e. by specifying a required average jump length l we can determine what Δt should be. For the diffusion equation we are currently considering, the transport parameters change over a spatial region of L . Assuming we want the pseudo-particles to sample this transition, we require that $l \ll L$. The time step is thus constrained by the expression

$$\Delta t(x) = \min \left\{ \frac{l}{\left| \frac{d\kappa(x)}{dx} \right|}, \frac{l^2}{b^2(x)} \right\}. \quad (51)$$

where l is specified and must be therefore shorter than the shortest spatial structure present in the computational domain. Krülls and Achterberg (1994) state that a necessary requirement for an SDE model to be accurate is given $\langle \Delta x \rangle^2 \ll \langle \Delta x^2 \rangle$. Using our specific example, this imposes the following condition on the timestep, $\Delta t \ll 2\kappa / (d\kappa/dx)^2$, stating that the stochastic integration must be dominated by stochastic processes and not by deterministic drift terms. Depending on the integration scheme used, the deterministic terms may be traced, however, quite accurately (Kloeden and Platen 1999).

For our present example, the smallest length scale of interest is that over which κ changes and we choose $l = 0.1L = 0.05$. The results of the SDE scheme using this variable Δt are shown in panel (f) of Fig. 9. It can be seen that for this choice of Δt a good agreement exists between the SDE and FD schemes.

It is thus clear that, in order to correctly solve an SDE numerically, the modeled pseudo-particles must sample all features in the computational region. This can be done very efficiently, as illustrated in this section, by adopting a variable Δt , constrained by the first- and second-order moments of the SDE and prescribing the shortest length scale that must be sampled, l . Computationally, this is also much cheaper than using an artificially short time step over the entire spatial grid; Δt is only reduced where e.g. κ changes significantly but could be larger elsewhere.

3.1 Literature Review

In the previous section we have illustrated how crucial the choice of an appropriate time step is in a SDE model; the general rule of thumb being that the pseudo-particles should sample the smallest region of interest in the computational domain. In the following section we discuss two scenarios for which this is especially important.

A further scenario was already alluded to in Section 2.5, namely that of drifts along the HCS. As shown by, e.g., [Burger et al. \(1985\)](#), CRs will experience the HCS, and start drifting along, when they are within 2 Larmor radii (r_L) from it. Therefore, based on the discussion in the previous section, we need to choose Δt such that $l \ll 2r_L$ in order to capture the full effect of the HCS on CR modulation. Furthermore, because r_L changes with both particle energy and spatial position (due to the changing HMF magnitude), it would be logical to implement a varying Δt in such a numerical model.

3.1.1 Diffusive Shock Acceleration

Without knowing its full implications, [Fermi \(1949\)](#) proposed the basis for shock acceleration: CR particles are scattered by forward and backward moving waves, making “head-on” (resulting in a kinetic energy gain) and “trailing” (resulting in a loss of kinetic energy) collisions. If the intensity of the forward and backward moving waves are roughly equal, the process can lead to diffusion of the original CR distribution function in energy space. The process is referred to as momentum diffusion, or Fermi II acceleration – referring to the fact that the energy gain per collision cycle is $\sim (v/c)^2$, where v is particle speed and c is the speed of light. In the presence of a shock wave (where the supersonic flow slows to subsonic speeds), and assuming the CRs have mobility across the shock, the process is much more efficient – CRs make more head-on collisions when moving upstream of the shock than trailing collisions when moving downstream – and the process is referred to Fermi I acceleration (the

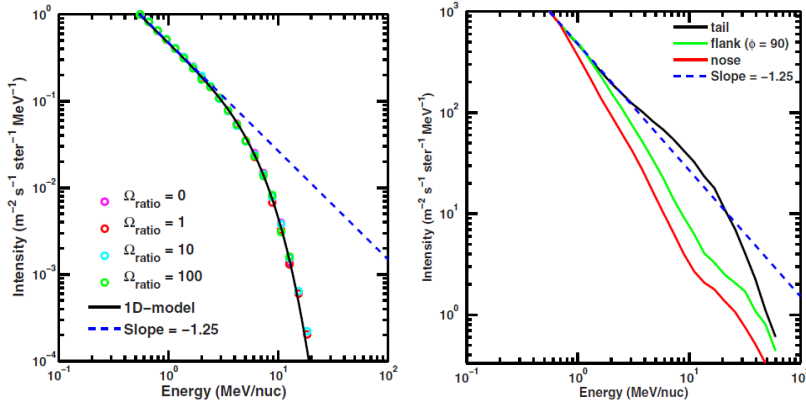


Fig. 10 Simulating DSA with an SDE model, as applied to ACR acceleration at the TS (taken from [Senanayake and Florinski 2013](#)). The left panel shows a comparison between the SDE results for spherically symmetric scenario (the symbols) and that of a 1D FD model (the solid line) as compared to the analytical result for an infinite planar shock (dashed line). The right panel shows the resulting ACR spectrum at the TS when a more realistic heliospheric geometry is incorporated, leading to preferred acceleration at some regions along the TS. © AAS. Reproduced with permission.

energy gain per collision cycle is $\sim v/c$), or more frequently, diffusive shock acceleration (DSA)⁸. DSA is considered the dominant process responsible for particle acceleration at supernovae blast waves (thus creating the GCR component) and, more, locally at the heliospheric termination shock (TS, thus creating the anomalous cosmic ray (ACR) component), while travelling interplanetary shocks can also energize CRs. DSA can be modeled in the Parker formalism, by noting that the plasma flow divergence term, $\nabla \cdot \mathbf{u}$, governing energy changes, becomes large and negative at a shock, and if treated correctly, can be used to simulate DSA on the distribution function level. For details, see the comprehensive review by [Drury \(1983\)](#), or, more recently, by [Fichtner \(2001\)](#).

In order to numerically model DSA, Parker's equation needs to be solved, accounting for the large value of $\nabla \cdot \mathbf{u}$ directly at the shock. Mainly for numerical reasons, but also motivated by physical arguments (see e.g. [le Roux et al. 1996](#)), the shock is taken to have a finite width (denoted by L_{shock}). In the SDE formulation, the pseudo-particles should therefore sample this acceleration region L_{shock} continuously and not only interact with the shock sporadically. In the terminology of the previous section, the numerical step size should be such that $l \ll L_{\text{shock}}$. A thorough discussion regarding this, and SDE model solutions including DSA, are given by [Achterberg and Krüls \(1992\)](#), [Krüls and Achterberg \(1994\)](#), [Park and Petrosian \(1996\)](#), [Marcowith and Kirk \(1999\)](#)

⁸ A shock is, however, not a prerequisite for Fermi I acceleration to occur. See, e.g., the SDE modeling by [Armstrong et al. \(2012\)](#) and the references therein, where a beam of CRs can be accelerated via Fermi I acceleration when waves, travelling in a preferred direction, are present.

and more recently by [Achterberg and Schure \(2011\)](#). The technique of using a variable Δt , as illustrated in the preceding section, is thus ideally suited for simulating DSA at quasi-discontinuous shocks via SDE models ⁹.

The acceleration of ACRs at the TS was recently modeled, utilizing a SDE approach, by [Senanayake and Florinski \(2013\)](#), with some of their results shown in [Fig. 10](#). The acceleration of ACRs proved to be a contentious research topic after Voyager 1 did not observe the expected power law spectrum at the TS (e.g. [Stone et al. 2005](#); [Decker et al. 2005](#)), but rather a modulated form. Although several explanations followed, including the inclusion of momentum diffusion into the transport model (e.g. [Strauss et al. 2010](#)), this modulated form is generally attributed to more efficient acceleration of ACRs at certain positions along the TS, also evident from the results shown in [Fig. 10](#).

Recently, modeling DSA for anisotropic particle distributions, i.e. adopting the more general [Skilling \(1971\)](#) transport equation, has attracted some attention, with [Zuo et al. \(2011, 2013\)](#) and [Kartavykh et al. \(2016\)](#) applying a pitch-angle dependent SDE model.

3.1.2 Outer Heliosheath Modulation

Anticipating the Voyager crossing of the HP, [Scherer et al. \(2011\)](#) questioned the use of a Dirichlet boundary condition for GCR modulation at the HP ¹⁰. Because GCRs diffuse through both the heliosphere and the local interstellar medium, it is quite conceivable that GCRs might “leak” into the heliosphere faster than they are replenished from the galaxy, leading to a positive gradient outside the HP. If this is true, the LIS for GCRs (i.e. the Dirichlet boundary condition) must be placed at some distance beyond the HP (the region between the HP and the bow-shock if referred to as the outer heliosheath; the region of interstellar plasma still influenced by the presence of the heliosphere). A study by [Scherer et al. \(2011\)](#), using SDEs, and a follow-up study by [Herbst et al. \(2012\)](#) found that this might be the case, depending on the assumed parameters. [Kóta and Jokipii \(2014\)](#), using a semi-analytical model, however, suggested that GCR modulation beyond the HP is not possible.

The models mentioned in the previous paragraph are simplified, to such an extent that they may not be able to capture the complex nature of GCR transport beyond the HP. To mitigate this, [Strauss et al. \(2013\)](#) applied a hybrid GCR modulation model to the problem (see also the discussion in [Section 2.5.2](#)). From a modeling point-of-view, the transport of GCRs across the HP presents an intriguing problem: The diffusion coefficients across the HP change by up to a factor of 10^5 , due to the different turbulent processes believed to occur in these distinct regions (the HP can be considered a tangential discontinuity so that the two plasmas – the heliospheric plasma on the one side

⁹ [Zhang \(2000\)](#) explores a technique for simulating DSA, at a discontinuous TS by means of SDEs using what is termed to be “skew Brownian motion”, where the spatial coordinates are rescaled in order to remove the discontinuity.

¹⁰ In an earlier paper by [Jokipii \(2001\)](#), the use of a Dirichlet boundary condition was motivated by analytical considerations.

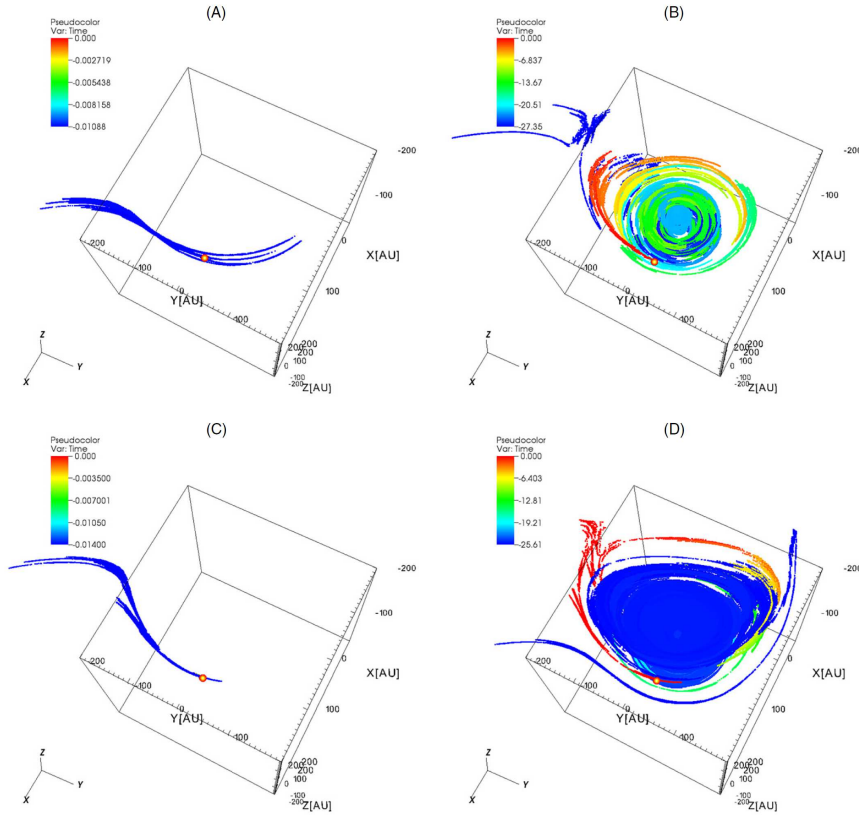


Fig. 11 An example of pseudo-particle trajectories in a hybrid CR modulation model, taken from [Guo and Florinski \(2014b\)](#). Although the diffusion coefficients change by orders of magnitude across the HP, a variable Δt forces the pseudo-particles to sample different regions of the computational regime with the same spatial precision. Here, the authors choose l to be smaller than the grid size of the MHD model. This is essential to capture the full effect of CR modulation across the HP. © AAS. Reproduced with permission.

and the interstellar medium on the other – cannot mix and interact). This large, fairly abrupt change in \mathbf{K} leads to a large $\nabla \cdot \mathbf{K}$ drift type term that, if handled incorrectly, can lead to incorrect results. For this reason, [Strauss et al. \(2013\)](#) employed a variable Δt , in a similar fashion to Eq. 51, mimicking a SDE-type CFL condition. The pseudo-particles can, therefore, not have unreasonable high propagation speeds and are able to sample the HP region sufficiently. Results from this paper corroborated that of [Scherer et al. \(2011\)](#): Modulation beyond the HP is possible, but the level of modulation is heavily parameter-dependent. Two more hybrid GCR modulation models that addressed this possibility followed; firstly by [Guo and Florinski \(2014b\)](#) (with some of their results highlighted in Fig. 11) and recently by [Zhang et al. \(2015\)](#) and [Luo et al. \(2015\)](#). Although the latter confirmed the results of [Strauss et al. \(2013\)](#), the former rejected these. The question of whether mod-

ulation of GCRs beyond the HP occurs, and therefore also whether a Dirichlet boundary condition at the HP is appropriate, remains unanswered.

Directly after crossing the HP, Voyager 1 measured anisotropic CR distributions in the interstellar medium ([Krimigis et al. 2013](#)). This necessitates the use of a pitch-angle dependent CR transport equation (e.g. [Skilling 1971](#)), rather than the Parker equation, valid only for isotropic CR distributions. Due to the strong gradients emphasized earlier in this section, SDE models were again applied to the problem by [Florinski et al. \(2013\)](#) and [Strauss and Fichtner \(2014\)](#). Explaining these anisotropies remains an ongoing topic of study.

4 Handling Source/Sink Terms: Galactic Cosmic Ray Propagation

We demand rigidly defined areas of doubt and uncertainty!

h2g2

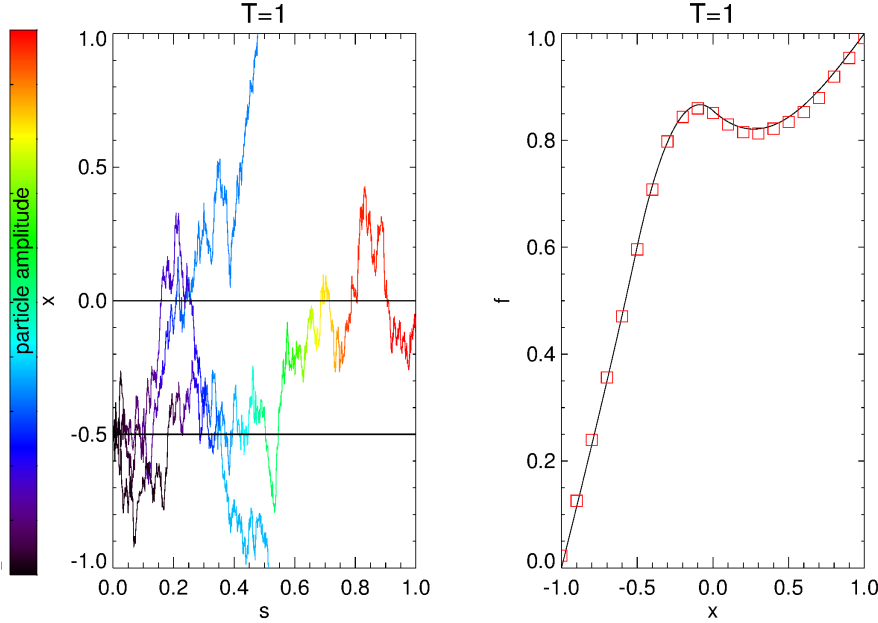


Fig. 12 The left panel shows traces of pseudo-particles starting at $x = -0.5$, colored according to their amplitude as given by Eq. 55: Initially $a = 0$ (as indicated by black), but a increases when the pseudo-particles interact with the source region. The right panel again compares the results of the SDE and FD models, using 10000 particles at each x point in the SDE approach.

We consider again the 1D diffusion equation,

$$\frac{\partial f(x, t)}{\partial t} = \kappa \frac{\partial^2 f}{\partial x^2} + Q(x) \quad (52)$$

with $\kappa = 0.5$ constant, but with the addition of a source term $Q(x)$, given by

$$Q(x) = \begin{cases} 2 & : x \in [-0.5, 0] \\ 0 & : \text{otherwise.} \end{cases} \quad (53)$$

The equivalent SDE formulation is once again

$$dx = bdW, \quad (54)$$

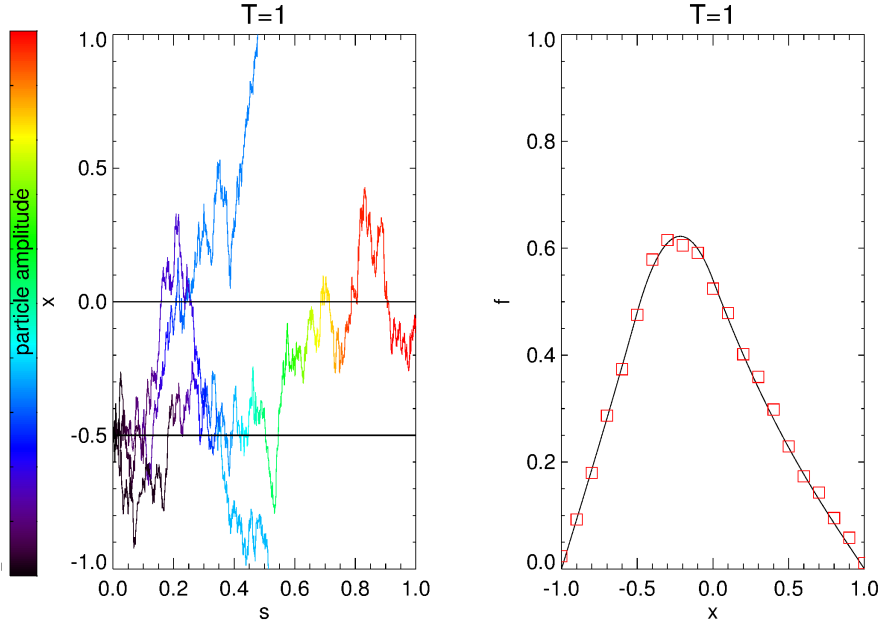


Fig. 13 Similar to Fig. 12, but using the boundary conditions $f(x = -1, t) = f(x = 1, t) = 0$.

but, with the addition of sources, a particle amplitude a needs to be calculated along the integration trajectory for each pseudo-particle. This quantity is initially zero for each pseudo-particle $a_i^{s=0} = 0$ (where i refers to a single particle). The value of a then changes during integration as

$$a_i(s + ds) = a_i(s) + Q(x)ds. \quad (55)$$

The value of a can be positive (as in our example where a source is considered), but can also be negative (if sinks are considered, i.e $Q < 0$).

To calculate f , Eq. 12 now needs to be generalized to account for the varying particle amplitude

$$f(x, T) = \underbrace{\int_0^T \int_x G(x', t) f_b(x', t) dx dt}_{\text{contribution from boundary conditions}} + \underbrace{\mathcal{A}(x, T)}_{\text{source contribution}}, \quad (56)$$

where

$$\mathcal{A}(x, T) = \frac{1}{N} \sum_{i=1}^N a_i(s = T) \quad (57)$$

in its discretized form and where N is the total number of pseudo-particles solved at a given x .

The particle amplitude can be considered as a “correction term” when sources/sinks are considered. This can be understood when re-writing Eq. 52 as

$$\frac{\partial f(x, t)}{\partial t} = \kappa \frac{\partial^2 f}{\partial x^2} + \frac{da}{dt} \quad (58)$$

with the auxiliary equation

$$\frac{da}{dt} = Q(x) \Rightarrow \Delta a = Q(x)\Delta t \quad (59)$$

which must be solved simultaneously. The “standard” SDE methodology is followed to solve the diffusion part, while a (the particle amplitude) is updated continuously along the pseudo-particle’s trajectory by solving Eq. 59, via Eq. 55, and adding the averaged correction term, \mathcal{A} , in Eq. 56.

The SDE solutions are presented in Fig. 12 using the boundary conditions $f(x = -1, t) = 0$ and $f(x = 1, t) = 1$. The right panel of the figure shows a comparison between the SDE solutions (red squares) and a FD scheme (solid line), showing good agreement. The left panel shows the trajectory of 3 pseudo-particles originating from $x = -0.5$, where the curves are colored according to their particle amplitude (black corresponds to a zero value and red to a high positive value). It is clear that a_i changes when the source region is encountered.

Fig. 13 is similar to Fig. 12, but this time using the boundary conditions $f(x = -1, t) = f(x = 1, t) = 0$. For this case, the only contribution to f is from the \mathcal{A} term in Eq. 56.

4.1 Galactic cosmic ray propagation studies

The transport of cosmic rays (CRs) in our galaxy is a topic of considerable interest, both from a fundamental point of view and due to its connection to the questions of CR origin and acceleration (Schlickeiser 2002; Strong et al. 2007). It is furthermore believed that the CR component of the interstellar medium plays an important role in its overall dynamics, for example in the generation of the galactic magnetic field through dynamo processes (e.g. Hanasz et al. 2009), or galactic wind production (e.g. Fichtner et al. 1991; Breitschwerdt et al. 1991; Everett et al. 2010). A very recent overview on CR transport and its historic development can, for example, be found in Schlickeiser (2015).

In the past, most of the detailed numerical studies of galactic CR propagation relied on grid-based schemes to solve the diffusion-convection transport equation. The most widely used tool in the community, GALPROP (Strong and Moskalenko 1998), for example, is based on a finite-difference scheme. The SDE approach offers a distinct alternative to such grid-based schemes. In particular, with the time-backward method, the distribution function can be calculated to high precision for a few phase-space points of interest, without

any restriction from numerical stability and the need for a highly resolved computational grid for the entire galaxy. However, to enable CR modeling for the galactic transport problem, a proper treatment of CR sources, as introduced in this section, is essential.

4.1.1 The Galactic transport problem

Similar to the transport equation in CR modulation (Eq. 32), the propagation of CRs in the galaxy is described by a diffusion-convection equation for the differential galactic CR intensity $j(\mathbf{r}, p, t) = p^2 f(\mathbf{r}, p, t)$ (e.g. Strong et al. 2007):

$$\frac{\partial j}{\partial t} = \nabla \cdot (\mathbf{K} \nabla j - \mathbf{u} j) - \frac{\partial}{\partial p} \left[\dot{p} j - \frac{p}{3} (\nabla \cdot \mathbf{u}) j \right] + Q \quad (60)$$

where we have neglected already any momentum diffusion and \mathbf{u} denotes again the effect of combined background advection effects, e.g. of a galactic wind. Momentum loss processes enter the coefficient \dot{p} ; for protons in the GeV energy range, for example, the dominant loss processes are ionization and pion production (e.g. Mannheim and Schlickeiser 1994). Further linear terms can appear in the equation to describe catastrophic losses or sources of particles, through spallation and/or annihilation reactions (e.g. Büsching et al. 2005; Blasi and Amato 2012). Although the diffusion of CR particles is in general given by a diffusion tensor \mathbf{K} , the majority of studies up to now have assumed only a single scalar diffusion coefficient. Q represents the combination of all CR sources, like for example supernova remnants, pulsars or even astrospheres of other stars (Scherer et al. 2008, 2015). A transport equation like Eq. 60 can be solved for any CR species of interest, and they are coupled by a complicated nuclear reaction network (Strong et al. 2007).

4.1.2 Selected results

Instead of elaborating further about the many details that enter the CR transport equation, we restrict ourselves here to a concise discussion of some of the recent studies that made use of the SDE solution method and those related to them.

One of the first studies to use the complete SDE equivalence for the solution of the galactic transport equation was Farahat et al. (2008). They already employed a sophisticated nuclear reaction network and benchmarked their model by comparing their resulting primary to secondary ratios with previous GALPROP calculations by Strong and Moskalenko (1998) and observations. They particularly emphasized the usefulness of the backward time integration to determine the distribution at specific positions in the galaxy and also the easy treatment of extended sources with this method.

The influence of CR source distributions on the CR flux variation throughout the galaxy has gained increased attention in recent years. Büsching and Potgieter (2008) already considered a source distribution consisting of more

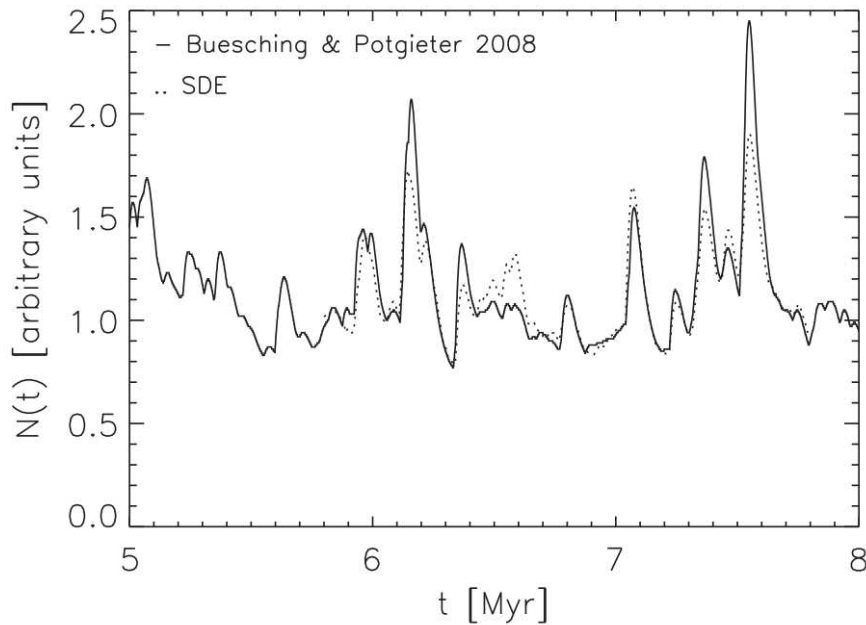


Fig. 14 From [Kopp et al. \(2014\)](#): Temporal variation of the cosmic ray flux for 1 GeV protons for an inter-arm region. The solid line gives the [Büsching and Potgieter \(2008\)](#) result, while the dashed line is obtained by the novel SDE code with the same set of point sources. Reprinted with permission from Elsevier.

than a hundred thousand discrete supernova remnants (SNRs) with locations following the galactic spiral pattern (e.g. [Vallée 1995, 2014](#)). In their study, they did not employ an SDE method but rather numerics based on a Fourier-Bessel series and a Crank-Nicholson scheme. Their results served as a benchmark for the study by [Kopp et al. \(2014\)](#), in which the SDE method was used to solve a similar problem (see [Fig. 14](#)). Furthermore, they considered the influence of a spatial variation of the diffusion coefficient with the spiral arm pattern. Both studies show a significant variation of the CR flux along the solar orbit around the galactic center (i.e. between arm and inter-arm regions) as well as shorter temporal variations due to the discreteness of the sources in space and time. Different spiral source distributions have also recently been studied by [Werner et al. \(2015\)](#) and [Kissmann et al. \(2015\)](#) using novel grid based elliptic solvers ([Kissmann 2014](#)).

Another study on the influence of discrete sources using the SDE method has recently been published by [Miyake et al. \(2015\)](#). They show how the SDE method can yield path lengths and age distributions for the arrival of CRs at Earth, thus emphasizing the strong influence of discrete sources on the observed flux and primary/secondary ratios. These aspects have been discussed already earlier by, e.g. [Blasi and Amato \(2012\)](#) and [Mertsch \(2011\)](#).

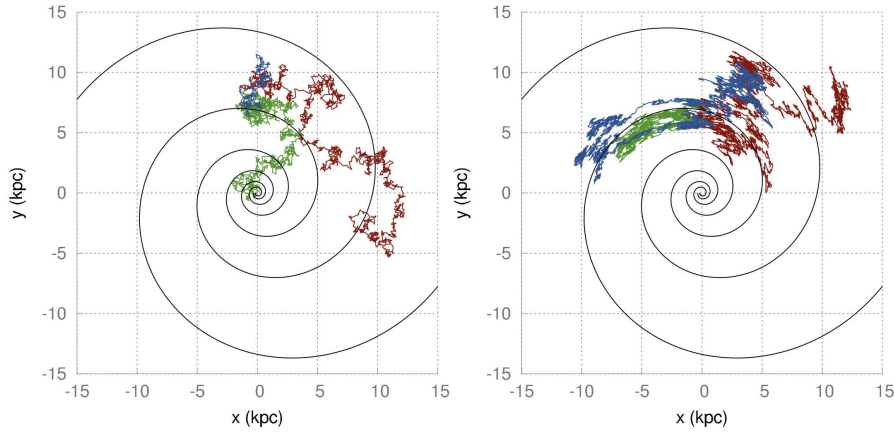


Fig. 15 From [Effenberger et al. \(2012b\)](#): Exemplary pseudo-particle trajectories in the galactic magnetic field, projected onto the galactic plane. The left panel is for isotropic diffusion while the right panel shows the effect of anisotropic diffusion with $\kappa_{\perp}/\kappa_{\parallel} = 0.1$. Reproduced with permission from Astronomy & Astrophysics, © ESO.

The backward SDE methods was employed in [Effenberger et al. \(2012b\)](#) to study the influence of a full diffusion tensor on the GCR propagation in a continuous spiral source model. The background galactic magnetic field was chosen to be aligned with the spiral arm pattern so that the diffusion could be set to a smaller value perpendicular to the arms. Figure 15 shows how the trajectories of pseudo particles allow to visualize how the phase-space is traced differently when anisotropic diffusion is considered, i.e. when the diffusion along the mean magnetic field, κ_{\parallel} , is more effective than diffusion perpendicular to it, κ_{\perp} . Anisotropic diffusion was found to be also of importance for the details and efficiency of galactic magnetic dynamo action ([Hanasz et al. 2009](#); [Pakmor et al. 2016](#)).

5 Importance Sampling: Solar Energetic Particle Transport and Diffusive Shock Acceleration

One of the things Ford Prefect had always found hardest to understand about humans was their habit of continually stating and repeating the very very obvious.

h2g2

Consider the diffusion equation with a convective part added

$$\frac{\partial f(x, t)}{\partial t} = V \frac{\partial f}{\partial x} + \kappa \frac{\partial^2 f}{\partial x^2} \quad (61)$$

where we choose $V = -2$ and $\kappa = 0.5$ as constants.

The equivalent SDE formulation is

$$dx = V dt + b dW \quad (62)$$

Using the boundary conditions, $f(x = -1, t) = 0$ and $f(x = 1, t) = 1$, Fig. 16 shows the solution at $T = 1$. The left panel shows pseudo-particle traces for 50 particles, starting from $x = -0.5$, along with the average position of the particles $y = \langle \Delta x \rangle$ (dashed red line; the first-order moment) and the 1σ deviation from this value, $y' = \langle \Delta x \rangle \pm \sqrt{\langle \Delta x^2 \rangle}$ (solid red line; essentially the second-order moment). The right panel shows the solution of the finite difference model (solid line) and the SDE model (symbols). Three cases for the SDE model are shown (denoted by the different symbols). These correspond to the same simulation (100 pseudo-particles at each position) but using different sequences of Wiener processes, i.e. each time the integration process is initiating with a different seed.

For the set-up discussed above, the SDE model runs into problems with the statistics of the resulting pseudo-particles. With the large negative value of V , the pseudo-particles are convected towards smaller x and hence only a very limited number interact with the non-zero boundary at $x = 1$. With so few particles reaching it, the statistics of the solution decreases, i.e. the SDE solution becomes more noisy. This is clear from the right panel of the figure, which illustrates that, especially for $x < 0$, the SDE solution oscillates around the actual solution. As $x \rightarrow -1$, this effect of course increases with the SDE solution showing a very coarse discrete nature, i.e. if only 1 in 100 particles interact with the boundary, the value of f becomes $f = 0.01$. For two particles, $f = 0.02$, etc.

There are two ways in which to overcome this difficulty. This first is to increase the number of pseudo-particles used. This brute-force method is however computationally very expensive, and does not imply much better statistics. A second, perhaps more elegant method would be to implement an ‘‘importance sampling’’ technique. We discuss here a hands-on method to implement importance sampling for our present model in order to enhance the statistics of the SDE solution near $x = -1$. The basic idea is to add (in a self-consistent

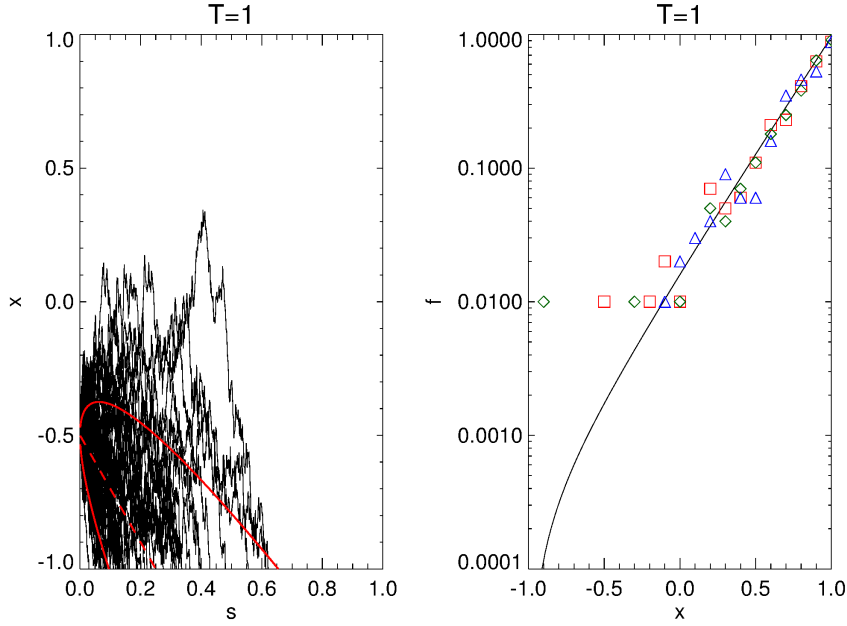


Fig. 16 The left panel shows 50 pseudo-particle traces starting from $x = -0.5$, while the right panel compared the finite difference (solid line) and SDE solutions (symbols) using three different sequences of Wiener processes.

manner) an additional and artificial convective term into the SDE equation, thereby forcing the pseudo-particles to sample a spatial region we are interested in. For this case, we want them to be convected more towards $x = 1$.

We start by converting the original $f(x, t)$ to a modified function $g(x, t)$,

$$A(x)g(x, t) \equiv f(x, t) \quad (63)$$

where $A(x)$ is a function chosen later on. As will be shown below, the dependence of $A(x)$ on x will lead to the desired additional convection speed in the x -coordinate. The relevant PDE is now

$$\frac{\partial g(x, t)}{\partial t} = \left(V + 2\frac{\kappa}{A} \frac{dA}{dx} \right) \frac{\partial g}{\partial x} + \kappa \frac{\partial^2 g}{\partial x^2} + \left(\frac{V}{A} \frac{dA}{dx} + \frac{\kappa}{A} \frac{d^2 A}{dx^2} \right) g \quad (64)$$

which includes an additional convective term, so that the total convective term becomes

$$V' = \underbrace{V}_{\text{original convection}} + \underbrace{2\frac{\kappa}{A} \frac{dA}{dx}}_{\text{artificial convection}} \quad (65)$$

where the additional convective speed can be chosen arbitrarily in order to increase the statistics of the SDE solver. Note that this equation also has a linear gain/loss term with a coefficient,

$$\mathcal{L} = \frac{V}{A} \frac{dA}{dx} + \frac{\kappa}{A} \frac{d^2 A}{dx^2} \quad (66)$$

which needs to be taken into account and is discussed below.

The equivalent SDE formulation is then

$$dx = V' dt + bdW, \quad (67)$$

with the addition that, because linear terms are present in the PDE, the particle weight for each pseudo-particle also needs to be evaluated at each time step,

$$\alpha_i(s + ds) = \alpha_i(s) \exp \{ \mathcal{L}(x_i(s)) ds \} \quad (68)$$

where, initially $\alpha_i(s = 0) = 1$ and the index i refers to a single pseudo-particle.

Similarly to the particle amplitude discussed in the previous section, the particle weight is a correction introduced when linear terms are present in the PDE. Casting Eq. 64 into the form

$$\frac{\partial g(x, t)}{\partial t} = V' \frac{\partial g}{\partial x} + \kappa \frac{\partial^2 g}{\partial x^2} + \frac{d\alpha}{dt} \quad (69)$$

with, once again, an axillary term

$$\frac{d\alpha}{dt} = \mathcal{L}\alpha \Rightarrow \Delta\alpha = \exp \{ \mathcal{L}\Delta t \}. \quad (70)$$

The standard SDE methodology is used to solve the diffusion equation, while the particle weight accounts for the axillary equation, Eq. 70, by solving it, via Eq. 68, along the trajectory of each pseudo-particle.

Say, for our example, we require that

$$V' = V + 2 \frac{\kappa}{A} \frac{dA}{dx} = 1, \quad (71)$$

i.e. that the artificially introduced convection speed counteracts the original convection speed. The required value of $A(x)$ is readily evaluated (once again we choose $V = -2$ for the actual convection speed),

$$\frac{1}{A} \frac{dA}{dx} = \frac{d \ln A(x)}{dx} = 3 \Rightarrow A(x) = C e^{3x}. \quad (72)$$

Note that the value of the integration constant, C , cancels in all calculations. These values will be used in the following simulations to illustrate the effectiveness of the importance sampling technique in enhancing the statistics of the normal SDE solver.

Similar to the particle amplitude, the value of an individual pseudo-particle's weight also enter the calculation of f , but this time, changing $G(x, T)$ directly. When a particle reaches a temporal or spatial integration boundary, it is not counted (in the discretized version) as a single particle, but as a fraction $\alpha_i(s = T)$ of a particle (depending on the sign of \mathcal{L} this fraction may be either smaller or larger than unity). In Eq. 18 the binning procedure was explained,

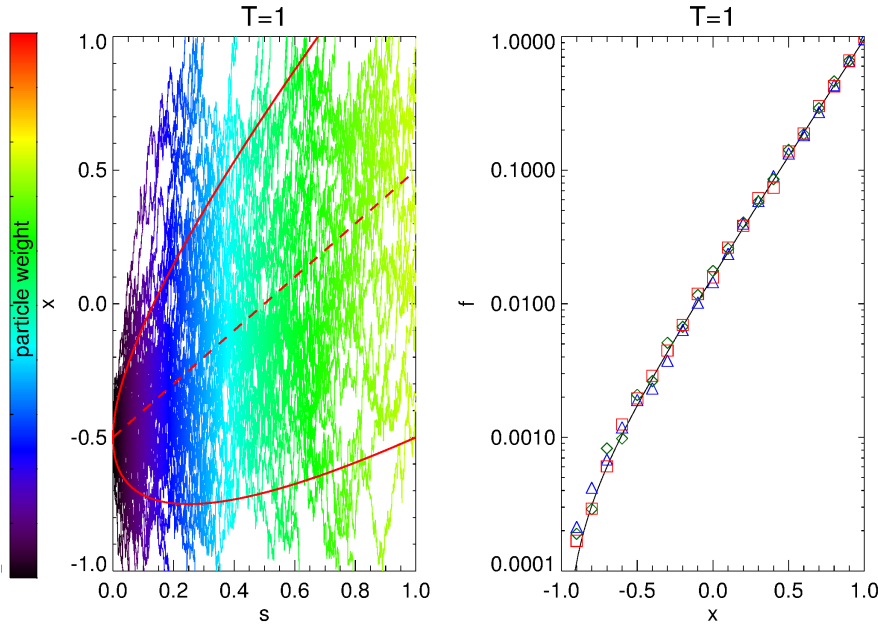


Fig. 17 Similar to Fig. 16, but now with the inclusion of importance sampling.

for the case of no linear terms, as counting the number of pseudo-particles in each bin (N_j) and normalizing by the total number of particles (N), i.e.

$$G(x, T)dx \approx \frac{N_j}{N} = \frac{1}{N} \sum_{i=1}^{N_j} 1 \quad (73)$$

when $\alpha \neq 1$ (i.e. when linear terms are introduced) this now becomes the addition of non-integers e.g.

$$G(x, T)dx \approx \frac{1}{N} \sum_{i=1}^{N_j} \alpha^i (s = T). \quad (74)$$

The convolution with the boundary condition remains unchanged, although the normalization condition is no longer true

$$\int_x \int_t G(x, t) dt dx \neq 1. \quad (75)$$

The results of this modified PDE are shown in Fig. 17. The left panel shows again the pseudo-particle traces (technically now used to calculate $g(x, t)$), colored according to the particle weight, while the right compares the calculated $f(x, t)$ to the finite difference model. Now, all regions of the computational region have adequate sampling and more accurate solutions are obtained. The number of solved pseudo-particle trajectories are the same as in Fig. 16, but

the statistics of the solution is much better, especially near the $x = -1$ boundary.

5.1 Literature Review

The importance sampling technique appears to be applicable in any modeling scenario where problems related to pseudo-particle statistics are present, i.e. pseudo-particles, due to the processes they represent, are unable to reach model boundaries, cannot contribute to the intensity, and hence, become *redundant* in some sense. This technique has not been implemented extensively in astrophysical SDE applications, although a limited number, discussed below, of such implementations do exist.

5.1.1 Solar Energetic Particles

Solar energetic particles (SEPs) are energetic particles accelerated near the Sun during transient solar events. As reviewed by [Reames \(2013\)](#), SEP events can be divided into two classes: So-called *impulsive events*, where SEP acceleration is believed to occur at solar flares and *gradual events*, where the acceleration is thought to occur at the shock associated with a propagating coronal mass ejection. Primarily due to very efficient focussing near the Sun (the diverging HMF tends to focus the SEPs into a narrow beam), any SEP distribution is usually highly anisotropic (in terms of pitch-angle), so that the [Parker \(1965\)](#) TPE cannot be used to model their propagation. A more general, focused transport approach is needed (e.g. [Roelof 1969](#); [Skilling 1971](#); [Ruffolo 1995](#); [Litvinenko 2012](#); [Litvinenko and Noble 2013](#); [Effenberger and Litvinenko 2014](#); [Litvinenko et al. 2015](#); [Strauss and Fichtner 2015](#)). We also mention that some models of pick-up ion transport in the heliosphere, like for example in [Chalov et al. \(1995\)](#) and [Fichtner et al. \(1996\)](#), employ SDE methods which are related to SEP transport models in many aspects. These applications are not discussed further in this review.

The transport of SEPs has been modelled extensively, using the time forward SDE formalism, by e.g. [Dröge et al. \(2010\)](#), [Dresing et al. \(2012\)](#), [Dröge et al. \(2014\)](#) and [Laitinen et al. \(2015\)](#). When simulating SEP events in the time-backward SDE framework, a problem related to pseudo-particle statistics is, however, present: Starting from, e.g., Earth, the pseudo-particles are traced, as always, back towards their source, which, for SEPs, is a small spatial region close to the Sun. The problem is that only an extremely small fraction of the pseudo-particles will reach this small source region; this is clear by simply comparing the volume of the source region (usually placed at $r = 0.005$ AU) to that of the simulation volume (with an outer boundary placed at a minimum distance of $r = 3$ AU), to give the expected probability of SEPs reaching the source region as $\sim 5 \times 10^{-7}$ %. To overcome this difficulty, [Qin et al. \(2005\)](#) and [Zhang et al. \(2009\)](#) implemented an importance sampling technique, along the lines discussed in this work, very successfully. In essence, an

artificial convective velocity is added to advect the pseudo-particles towards the inner boundary. If such an additional convective speed is included in a self-consistent manner, as illustrated in the previous paragraph, the results are both valid, and have much increased statistics. See also the more recent modelling of e.g. [Qin and Wang \(2015\)](#).

We further want to note here that also in the context of solar flare physics SDEs have been employed successfully. The Fokker-Planck equation used to describe the particle acceleration in a flare is very similar to the transport equations discussed previously. It describes the energy gains through a second order process in momentum, which is due to interactions with the turbulence background created by the reconnection events during a flare (e.g. [Petrosian 2012](#)). [MacKinnon and Craig \(1991\)](#) noted already early that the evolution of the electron distribution in space and pitch-angle due to binary collisions can be described by an equivalent set of ordinary stochastic differential equations. [Fletcher \(1995\)](#), [Fletcher \(1997\)](#) and [Jeffrey et al. \(2014\)](#) applied the SDE method to the impulsive loop-top emission of solar flares and their trapping due to magnetic fields ([Fletcher 1997](#)) and [Park and Petrosian \(1996\)](#) compared different solution methods for the flare acceleration problem. More generally, the stochastic acceleration of solar flare protons and electrons has been discussed by e.g. [Barbosa \(1979\)](#); [Schlickeiser and Steinacker \(1989\)](#); [Miller and Roberts \(1995\)](#) and [Petrosian and Liu \(2004\)](#).

5.1.2 Shock Acceleration

A problem with pseudo-particle statistics may also be present when simulating DSA in a time-backward fashion: The pseudo-particles are initially released, e.g., at the acceleration region (shock) with an energy of ~ 100 MeV. These particles, in the time-backward scenario, constantly loose energy while being in the acceleration region, until some of them might reach the injection energy of the source population - this injection energy is usually much lower than the energies of interest, e.g., ~ 100 keV. For an ensemble of pseudo-particles, at any higher energy, to have any contribution to the total intensity, they therefore have to sample the acceleration region long enough to reach the injection energy. Because spatial diffusion is also present, the likelihood of this happening is extremely low, and an importance sampling technique can be applied to remedy the lack of pseudo-particle statistics, and interestingly, this can be accomplished by two very different approaches.

The first approach would be to increase the amount of time a pseudo-particle spends in the acceleration region. For example, to include an artificial spatial advective speed to force the pseudo-particles back towards the shock region. A second, and perhaps more elegant approach, is to include an artificial convection speed in energy space, so that the pseudo-particles reach the injection energies faster. The latter approach was followed by [Zhang et al. \(private communication, 2015\)](#), who concluded that such a modification in an SDE model leads to an increase in pseudo-particle statistics, while reproducing the standard SDE results.

6 Summary

Forty-two

h2g2

The transport equations describing the propagation of non-thermal particles through turbulent plasmas have, in recent years, become increasingly complex and must therefore be integrated numerically. An increasingly popular numerical method is the use of SDEs. In this review paper we have tried to give a practical introduction to SDEs and how these equations are solved numerically for a variety of Fokker-Planck type transport equations arising in different fields of space- and astrophysics. We have focussed on possible numerical pit-falls that may arise, e.g., choosing an appropriate time-step, and, demonstrated how to overcome these issues by solving simpler 1D “toy models”. These models also included discussions regarding the handling of sources/sinks and linear gain/loss terms in the SDE formulation by keeping track of the so-called particle amplitude and weight, and introduced a hands-on technique of incorporating importance sampling in an SDE model. After each technical section, we gave a brief overview of the current literature that have applied these techniques, and presented selected results.

It is noteworthy to point to the possibility of further extensions of the SDE scheme to non-diffusive, in particular sub- and superdiffusive processes (e.g. [Magdziarz and Weron 2007](#); [Effenberger 2014](#); [Stern et al. 2014](#)). The basic idea is to generalize the Wiener process in the SDE formulation to a wider class of stochastic processes, for example so called Lévy or α -stable processes, which describe the deviations from Gaussian-like diffusion behavior. This in turn can lead to more “heavy-tailed” distributions and power-laws instead of exponentials in particle configuration space or energy. We recommend the reviews by [Perrone et al. \(2013\)](#) and [Zimbaro et al. \(2015\)](#) to the interested reader, who wants to learn more about the physics background and applications of these concepts.

Although, from our experience in writing this review, the number of studies using the SDE method in space physics and astrophysics is still limited, the trend in the last years is certainly encouraging. The advantages of SDE formulations and numerics for a large class of particle kinetics problems due to the opportunities for parallel computing are significant. With this review, it is our hope that we could provide a contribution in enabling future studies using this powerful and yet simple method.

Acknowledgements We thank Horst Fichtner for his careful reading of the draft manuscript and Marius Potgieter, Ingo Büsching, Andreas Kopp, Yuri Litvinenko and Phillip Dunzlaff for collaborating on different aspects of SDE modelling. RDS is funded through the National Research Foundation (NRF) of South Africa. Opinions expressed and conclusions arrived at are those of the authors and are not necessarily to be attributed to the NRF. Partial financial support from the Alexander von Humboldt Foundation and the Fulbright Visiting Scholar Program are acknowledged. FE is supported by NASA grant NNX14AG03G and part of the work was completed during a fellowship at the University of Waikato.

References

- A. Achterberg, W.M. Krüß, A fast simulation method for particle acceleration. *Astron. Astrophys.* **265**, 13–16 (1992) [3.1.1](#)
- A. Achterberg, K.M. Schure, A more accurate numerical scheme for diffusive shock acceleration. *MNRAS* **411**, 2628–2636 (2011). doi:10.1111/j.1365-2966.2010.17868.x [3.1.1](#)
- D. Adams, *The Hitchhiker's Guide to the Galaxy* (Pan Books, London, 1979) [1](#)
- K. Alanko-Huotari, I.G. Usoskin, K. Mursula, G.A. Kovaltsov, Stochastic simulation of cosmic ray modulation including a wavy heliospheric current sheet. *J. Geophys. Res.* **112**, 08101 (2007) [2.5.2](#)
- C.K. Armstrong, Y.E. Litvinenko, I.J.D. Craig, Modeling Focused Acceleration of Cosmic-Ray Particles by Stochastic Methods. *Astrophys. J.* **757**, 165 (2012). doi:10.1088/0004-637X/757/2/165 [8](#)
- B. Ball, M. Zhang, H. Rassoul, T. Linde, Galactic cosmic-ray modulation using a solar minimum MHD heliosphere: A stochastic particle approach. *Astrophys. J.* **634**, 1116–1125 (2005) [2.5.2](#)
- D.D. Barbosa, Stochastic acceleration of solar flare protons. *Astrophys. J.* **233**, 383–394 (1979). doi:10.1086/157399 [5.1.1](#)
- P. Blasi, E. Amato, Diffusive propagation of cosmic rays from supernova remnants in the Galaxy. I: spectrum and chemical composition. *J. Cosmology Astropart. Phys.* **1**, 10 (2012). doi:10.1088/1475-7516/2012/01/010 [4.1.1](#), [4.1.2](#)
- P. Bobik, K. Kudela, M. Boschini, D. Grandi, M. Gervasi, P.G. Rancoita, Solar modulation model with reentrant particles. *Advances in Space Research* **41**, 339–342 (2008). doi:10.1016/j.asr.2007.02.085 [2.5.2](#)
- P. Bobik, G. Boella, M.J. Boschini, C. Consolandi, S. Della Torre, M. Gervasi, D. Grandi, M. Elmo, K. Kudela, E. Memola, S. Pensotti, P.G. Rancoita, D. Rozza, M. Tacconi, Energy Loss for Electrons in the Heliosphere and Local Interstellar Spectrum for Solar Modulation, in *Cosmic Rays for Particle and Astroparticle Physics*, ed. by S. Giani, C. Leroy, P.G. Rancoita, 2011, pp. 482–489 [2.5.2](#)
- P. Bobik, G. Boella, M.J. Boschini, C. Consolandi, S. Della Torre, M. Gervasi, D. Grandi, K. Kudela, S. Pensotti, P.G. Rancoita, M. Tacconi, Systematic Investigation of Solar Modulation of Galactic Protons for Solar Cycle 23 Using a Monte Carlo Approach with Particle Drift Effects and Latitudinal Dependence. *Astrophys. J.* **745**, 132 (2012). doi:10.1088/0004-637X/745/2/132 [2.5.2](#)
- P. Bobik, M.J. Boschini, S.D. Torre, M. Gervasi, D. Grandi, G.L. Vacca, S. Pensotti, M. Putis, P.G. Rancoita, D. Rozza, M. Tacconi, M. Zannoni, On the Forward-Backward-in-time approach for Monte Carlo solution of Parker's transport equation: 1-dimensional case. *J. Geophys. Res.*, (2016). 2015JA022237. doi:10.1002/2015JA022237. <http://dx.doi.org/10.1002/2015JA022237> [1.1](#), [1.2](#)
- D. Breitschwerdt, J.F. McKenzie, H.J. Voelk, Galactic winds. I - Cosmic ray and wave-driven winds from the Galaxy. *Astron. Astrophys.* **245**, 79–98 (1991) [4.1](#)
- R.A. Burger, M.S. Potgieter, The calculation of neutral sheet drift in two-dimensional cosmic-ray modulation models. *Astrophys. J.* **339**, 501–511 (1989) [2.5.1](#)
- R.A. Burger, H. Moraal, G.M. Webb, Drift theory of charged particles in electric and magnetic fields. *Astrophys. Space Sci.* **116**, 107–129 (1985) [3.1](#)
- I. Büsching, M.S. Potgieter, The variability of the proton cosmic ray flux on the Sun's way around the galactic center. *Advances in Space Research* **42**, 504–509 (2008). doi:10.1016/j.asr.2007.05.051 [4.1.2](#), [14](#)
- I. Büsching, A. Kopp, M. Pohl, R. Schlickeiser, C. Perrot, I. Grenier, Cosmic-Ray Propagation Properties for an Origin in Supernova Remnants. *Astrophys. J.* **619**, 314–326 (2005). doi:10.1086/426537 [4.1.1](#)
- I. Büsching, O.C. de Jager, M.S. Potgieter, C. Venter, A Cosmic-Ray Positron Anisotropy due to Two Middle-Aged, Nearby Pulsars? *ApJ* **678**, 39–42 (2008). doi:10.1086/588465 [2.5](#)
- S.V. Chalov, H.J. Fahr, V. Izmodenov, Spectra of energized pick-up ions upstream. of the heliospheric termination shock I. The role of Alfvénic turbulences. *Astron. Astrophys.* **304**, 609 (1995) [5.1.1](#)

- S. Chandrasekhar, Stochastic Problems in Physics and Astronomy. *Reviews of Modern Physics* **15**, 1–89 (1943). doi:10.1103/RevModPhys.15.1 [1.1](#)
- D.L. Chenette, The propagation of Jovian electrons to Earth. *J. Geophys. Res.* **85**, 2243–2256 (1980) [2.5.1](#)
- C. Corti, V. Bindi, C. Consolandi, K. Whitman, Solar Modulation of the Local Interstellar Spectrum with Voyager 1, AMS-02, PAMELA, and BESS. *Astrophys. J.* **829**, 8 (2016). doi:10.3847/0004-637X/829/1/8 [2.5](#)
- R. Courant, K. Friedrichs, H. Lewy, Über die partiellen differenzgleichungen der mathematischen physik. *Mathematische Annalen* **100**, 32–74 (1928) [3](#)
- R.B. Decker, S.M. Krimigis, E.C. Roelof, M.E. Hill, T.P. Armstrong, G. Gloeckler, D.C. Hamilton, L.J. Lanzerotti, Voyager 1 in the foreshock, termination shock, and heliosheath. *Science* **309**, 2020–2024 (2005) [3.1.1](#)
- S. Della Torre, P. Bobik, M.J. Boschini, C. Consolandi, M. Gervasi, D. Grandi, K. Kudela, S. Pensotti, P.G. Rancoita, D. Rozza, M. Tacconi, Effects of solar modulation on the cosmic ray positron fraction. *Advances in Space Research* **49**, 1587–1592 (2012). doi:10.1016/j.asr.2012.02.017 [2.5.2](#)
- N. Dresing, R. Gómez-Herrero, A. Klassen, B. Heber, Y. Kartavykh, W. Dröge, The Large Longitudinal Spread of Solar Energetic Particles During the 17 January 2010 Solar Event. *Sol. Phys.* **281**, 281–300 (2012). doi:10.1007/s11207-012-0049-y [5.1.1](#)
- W. Dröge, Y.Y. Kartavykh, B. Klecker, G.A. Kovaltsov, Anisotropic Three-Dimensional Focused Transport of Solar Energetic Particles in the Inner Heliosphere. *Astrophys. J.* **709**, 912–919 (2010). doi:10.1088/0004-637X/709/2/912 [5.1.1](#)
- W. Dröge, Y.Y. Kartavykh, N. Dresing, B. Heber, A. Klassen, Wide longitudinal distribution of interplanetary electrons following the 7 February 2010 solar event: Observations and transport modeling. *Journal of Geophysical Research (Space Physics)* **119**, 6074–6094 (2014). doi:10.1002/2014JA019933 [5.1.1](#)
- L. Drury, On particle acceleration in supernova remnants. *Space Sci. Rev.* **36**, 57–60 (1983) [3.1.1](#)
- P. Dunzlaff, R.D. Strauss, M.S. Potgieter, A stochastic differential equation code for multidimensional Fokker-Planck type problems. *Comp. Phys. Comm.* **192**, 156–165 (2015) [1.1](#), [1.3](#)
- F. Effenberger, Energetic Particle Transport with Stochastic Differential Equations: General Methods and the Extension to Anomalous Diffusion Regimes, in *8th International Conference of Numerical Modeling of Space Plasma Flows (ASTRONUM 2013)*, ed. by N.V. Pogorelov, E. Audit, G.P. Zank. *Astronomical Society of the Pacific Conference Series*, vol. 488, 2014, p. 201 [6](#)
- F. Effenberger, Y.E. Litvinenko, The Diffusion Approximation versus the Telegraph Equation for Modeling Solar Energetic Particle Transport with Adiabatic Focusing. I. Isotropic Pitch-angle Scattering. *Astrophys. J.* **783**, 15 (2014). doi:10.1088/0004-637X/783/1/15 [5.1.1](#)
- F. Effenberger, H. Fichtner, K. Scherer, S. Barra, J. Kleimann, R.D. Strauss, A generalized diffusion tensor for fully anisotropic diffusion of energetic particles in the heliospheric magnetic field. *Astrophys. J.* **750**, 108 (2012a) [2.5.1](#)
- F. Effenberger, H. Fichtner, K. Scherer, I. Büsching, Anisotropic diffusion of Galactic cosmic ray protons and their steady-state azimuthal distribution. *Astron. Astrophys.* **547**, 120 (2012b). doi:10.1051/0004-6361/201220203 [15](#), [4.1.2](#)
- N.E. Engelbrecht, R.A. Burger, An Ab Initio Model for Cosmic-ray Modulation. *Astrophys. J.* **772**, 46 (2013). doi:10.1088/0004-637X/772/1/46 [2.5.1](#)
- J.E. Everett, Q.G. Schiller, E.G. Zweibel, Synchrotron Constraints on a Hybrid Cosmic-ray and Thermally Driven Galactic Wind. *Astrophys. J.* **711**, 13–24 (2010). doi:10.1088/0004-637X/711/1/13 [4.1](#)
- A. Farahat, M. Zhang, H. Rassoul, J.J. Connell, Cosmic Ray Transport and Production in the Galaxy: A Stochastic Propagation Simulation Approach. *Astrophys. J.* **681**, 1334–1340 (2008). doi:10.1086/588374 [4.1.2](#)
- E. Fermi, On the Origin of the Cosmic Radiation. *Physical Review* **75**, 1169–1174 (1949). doi:10.1103/PhysRev.75.1169 [3.1.1](#)
- H. Fichtner, Anomalous cosmic rays: Messengers from the outer heliosphere. *Space Sci. Rev.* **95**, 639–754 (2001) [3.1.1](#)

- H. Fichtner, H.J. Fahr, W. Neutsch, R. Schlickeiser, A. Crusius-Wätzel, H. Lesch, Cosmic-ray-driven galactic wind. *Nuovo Cimento B Serie* **106**, 909–925 (1991). doi:10.1007/BF02723185 [4.1](#)
- H. Fichtner, J.A. Le Roux, U. Mall, D. Rucinski, On the transport of pick-up ions in the heliosphere. *Astron. Astrophys.* **314**, 650–662 (1996) [5.1.1](#)
- L. Fletcher, On the generation of loop-top impulsive hard X-ray sources. *Astron. Astrophys.* **303**, 9 (1995) [5.1.1](#)
- L. Fletcher, Numerical simulations of coronal particle trapping. *Astron. Astrophys.* **326**, 1259–1267 (1997) [5.1.1](#)
- V. Florinski, N.V. Pogorelov, Four-dimensional transport of galactic cosmic rays in the outer heliosphere and heliosheath. *Astrophys. J.* **701**, 642–651 (2009) [2.5.2](#), [2.5.2](#)
- V. Florinski, J.R. Jokipii, F. Alouani-Bibi, J.A. le Roux, Energetic Particle Anisotropies at the Heliospheric Boundary. *Astrophys. J. Lett.* **776**, 37 (2013). doi:10.1088/2041-8205/776/2/L37 [3.1.2](#)
- C.W. Gardiner, *Handbook of Stochastic Methods for Physics, Chemistry and the Natural Sciences* (Springer, Berlin, 1983) [3](#), [4](#)
- C.W. Gardiner, *Stochastic Methods: A Handbook for the Natural and Social Sciences* (Springer, Berlin, 2009) [1.1](#), [1.1](#)
- M. Gervasi, P.G. Rancoita, I.G. Usoskin, G.A. Kovaltsov, Monte-Carlo approach to galactic cosmic ray propagation in the heliosphere. *Nuclear Physics* **78**, 26–31 (1999) [2.5.2](#)
- X. Guo, V. Florinski, Corotating interaction regions and the 27 day variation of galactic cosmic rays intensity at 1 AU during the cycle 23/24 solar minimum. *Journal of Geophysical Research (Space Physics)* **119**, 2411–2429 (2014a). doi:10.1002/2013JA019546 [2.5.2](#)
- X. Guo, V. Florinski, Galactic Cosmic-Ray Modulation near the Heliopause. *Astrophys. J.* **793**, 18 (2014b). doi:10.1088/0004-637X/793/1/18 [2.5.2](#), [11](#), [3.1.2](#)
- D.A. Gurnett, W.S. Kurth, L.F. Burlaga, N.F. Ness, In Situ Observations of Interstellar Plasma with Voyager 1. *Science* **341**, 1489–1492 (2013) [2.5](#)
- M. Hanasz, K. Otmianowska-Mazur, G. Kowal, H. Lesch, Cosmic-ray-driven dynamo in galactic disks. A parameter study. *Astron. Astrophys.* **498**, 335–346 (2009). doi:10.1051/0004-6361/200810279 [4.1](#), [4.1.2](#)
- K. Herbst, B. Heber, A. Kopp, O. Sternal, F. Steinhilber, The local interstellar spectrum beyond the heliopause: What can be learned from Voyager in the inner heliosheath? *Astrophys. J.* **761**, 17 (2012) [3.1.2](#)
- A.M. Hillas, Cosmic Rays: Recent Progress and some Current Questions. *ArXiv Astrophysics e-prints* (2006) [2.5](#)
- N.L.S. Jeffrey, E.P. Kontar, N.H. Bian, A.G. Emslie, On the Variation of Solar Flare Coronal X-Ray Source Sizes with Energy. *Astrophys. J.* **787**, 86 (2014). doi:10.1088/0004-637X/787/1/86 [5.1.1](#)
- L.W. Johnson, R.D. Riess, J.T. Arnold, *Introduction to linear algebra*, 5th ed. (Addison Wesley, New York, USA, 2002) [2.5.1](#)
- J.R. Jokipii, Cosmic-ray propagation. I. Charged particles in a random magnetic field. *Astrophys. J.* **146**, 480–487 (1966) [2.5.1](#)
- J.R. Jokipii, Acceleration of galactic and anomalous cosmic rays in the heliosheath, in *The outer heliosphere: The next frontiers*, ed. by K. Scherer, H. Fichtner, H.-J. Fahr, E. Marsch COSPAR colloquia series, vol. 11, 2001, p. 227 [10](#)
- J.R. Jokipii, D.A. Kopriva, Effects of particle drift on the transport of cosmic rays. III - Numerical models of galactic cosmic-ray modulation. *Astrophys. J.* **234**, 384–392 (1979) [2.5.1](#)
- J.R. Jokipii, E.H. Levy, Effects of particle drifts on the solar modulation of galactic cosmic rays. *Astrophys. K. Lett.* **213**, 85–88 (1977). doi:10.1086/182415 [7](#)
- J.R. Jokipii, E.H. Levy, W.B. Hubbard, Effects of particle drift on cosmic-ray transport. I - General properties, application to solar modulation. *Astrophys. J.* **213**, 861–868 (1977) [2.5.1](#)
- Y.Y. Kartavykh, W. Dröge, M. Gedalin, Simulation of Energetic Particle Transport and Acceleration at Shock Waves in a Focused Transport Model: Implications for Mixed Solar Particle Events. *Astrophys. J.* **820**, 24 (2016). doi:10.3847/0004-637X/820/1/24 [3.1.1](#)

- R. Kissmann, PICARD: A novel code for the Galactic Cosmic Ray propagation problem. *Astroparticle Physics* **55**, 37–50 (2014). doi:10.1016/j.astropartphys.2014.02.002 [4.1.2](#)
- R. Kissmann, M. Werner, O. Reimer, A.W. Strong, Propagation in 3D spiral-arm cosmic-ray source distribution models and secondary particle production using PICARD. *Astroparticle Physics* **70**, 39–53 (2015). doi:10.1016/j.astropartphys.2015.04.003 [4.1.2](#)
- P.E. Kloeden, E. Platen, *Numerical solution of stochastic differential equations* (Springer, Berlin, 1999) [1.1](#), [1.1](#), [3](#)
- P.E. Kloeden, E. Platen, H. Schurz, *Numerical Solution of SDE Through Computer Experiments* (Springer, Berlin, 1994) [1.1](#)
- A. Kopp, I. Büsching, R.D. Strauss, M.S. Potgieter, A stochastic differential equation code for multidimensional Fokker-Planck type problems. *Comp. Phys. Comm.* **183**, 530–542 (2012) [1.1](#), [4](#), [2.5.1](#), [2.5.3](#)
- A. Kopp, I. Büsching, M.S. Potgieter, R.D. Strauss, A stochastic approach to Galactic proton propagation: Influence of the spiral arm structure. *New Astr.* **30**, 32–37 (2014). doi:10.1016/j.newast.2014.01.006 [14](#), [4.1.2](#)
- J. Kóta, J.R. Jokipii, Are Cosmic Rays Modulated beyond the Heliopause? *Astrophys. J.* **782**, 24 (2014). doi:10.1088/0004-637X/782/1/24 [3.1.2](#)
- S.M. Krimigis, R.B. Decker, E.C. Roelof, M.E. Hill, T.P. Armstrong, G. Gloeckler, D.C. Hamilton, L.J. Lanzerotti, Search for the Exit: Voyager 1 at Heliosphere's Border with the Galaxy. *Science* **341**, 144–147 (2013). doi:10.1126/science.1235721 [3.1.2](#)
- W.M. Krüls, A. Achterberg, Computation of cosmic-ray acceleration by Ito's stochastic differential equations. *Astron. Astrophys.* **286**, 314–327 (1994) [3](#), [3.1.1](#)
- T. Laitinen, A. Kopp, F. Effenberger, S. Dalla, M.S. Marsh, Solar Energetic Particle Access to Distant Longitudes via Turbulent Field-Line Meandering. *ArXiv e-prints* (2015) [5.1.1](#)
- J.A. le Roux, M.S. Potgieter, V.S. Ptuskin, A transport model for the diffusive shock acceleration and modulation of anomalous cosmic rays in the heliosphere. *J. Geophys. Res.* **101**, 4791–4804 (1996). doi:10.1029/95JA03472 [3.1.1](#)
- D.S. Lemons, *An Introduction to Stochastic Processes in Physics*. Johns Hopkins Paperback (Johns Hopkins University Press, Baltimore, 2002) [1.1](#), [1.1](#)
- Y.E. Litvinenko, Effects of Non-isotropic Scattering, Magnetic Helicity, and Adiabatic Focusing on Diffusive Transport of Solar Energetic Particles. *Astrophys. J.* **752**, 16 (2012). doi:10.1088/0004-637X/752/1/16 [5.1.1](#)
- Y.E. Litvinenko, P.L. Noble, A Numerical Study of Diffusive Cosmic-Ray Transport with Adiabatic Focusing. *Astrophys. J.* **765**, 31 (2013). doi:10.1088/0004-637X/765/1/31 [5.1.1](#)
- Y.E. Litvinenko, F. Effenberger, R. Schlickeiser, The Telegraph Approximation for Focused Cosmic-Ray Transport in the Presence of Boundaries. *Astrophys. J.* **806**, 217 (2015). doi:10.1088/0004-637X/806/2/217 [5.1.1](#)
- X. Luo, M. Zhang, H.K. Rassoul, N.V. Pogorelov, Cosmic-ray Modulation by the Global Merged Interaction Region in the Heliosheath. *Astrophys. J.* **730**, 13 (2011). doi:10.1088/0004-637X/730/1/13 [2.5.2](#)
- X. Luo, M. Zhang, H.K. Rassoul, N.V. Pogorelov, J. Heerikhuisen, Galactic cosmic-ray modulation in a realistic global magnetohydrodynamic heliosphere. *Astrophys. J.* **764**, 85 (2013) [2.5.2](#)
- X. Luo, M. Zhang, M. Potgieter, X. Feng, N.V. Pogorelov, A Numerical Simulation of Cosmic-Ray Modulation Near the Heliopause. *Astrophys. J.* **808**, 82 (2015). doi:10.1088/0004-637X/808/1/82 [3.1.2](#)
- L. Maccione, Low Energy Cosmic Ray Positron Fraction Explained by Charge-Sign Dependent Solar Modulation. *Physical Review Letters* **110**(8), 081101 (2013). doi:10.1103/PhysRevLett.110.081101 [2.5.2](#)
- A.L. MacKinnon, I.J.D. Craig, Stochastic simulation of fast particle diffusive transport. *Astron. Astrophys.* **251**, 693–699 (1991) [5.1.1](#)
- M. Magdziarz, A. Weron, Competition between subdiffusion and Lévy flights: A Monte Carlo approach. *Phys. Rev. E* **75**(5), 056702 (2007). doi:10.1103/PhysRevE.75.056702 [6](#)
- K. Mannheim, R. Schlickeiser, Interactions of cosmic ray nuclei. *Astron. Astrophys.* **286**, 983–996 (1994) [4.1.1](#)
- A. Marcowith, J.G. Kirk, Computation of diffusive shock acceleration using stochastic dif-

- ferential equations. *Astron. Astrophys.* **347**, 391–400 (1999) [3.1.1](#)
- G. Maruyama, Continuous Markov processes and stochastic equations. *Rend. Circ. Mat. Palermo* **4**, 48–90 (1955) [1.1](#)
- M. Matsumoto, T. Nishimura, Mersenne twister: A 623-dimensionally equidistributed uniform pseudorandom number generator. *ACM Trans. Model. and Comp. Sims.* **31**, 1192–1201 (1988) [1.1](#)
- W.H. Matthaeus, G. Qin, J.W. Bieber, G.P. Zank, Nonlinear collisionless perpendicular diffusion of charged particles. *Astrophys. J. Lett.* **590**, 53–56 (2003) [2.5.1](#)
- P. Mertsch, Cosmic ray electrons and positrons from discrete stochastic sources. *J. Cosmology Astropart. Phys.* **2**, 31 (2011). doi:10.1088/1475-7516/2011/02/031 [4.1.2](#)
- J.A. Miller, D.A. Roberts, Stochastic Proton Acceleration by Cascading Alfvén Waves in Impulsive Solar Flares. *Astrophys. J.* **452**, 912 (1995). doi:10.1086/176359 [5.1.1](#)
- G.N. Milstein, J.G.M. Schoenmakers, V. Spokoiny, Transition density estimation for stochastic differential equations via forward-reverse representations. *Bernoulli* **10**, 281–312 (2004) [5](#)
- S. Miyake, S. Yanagita, Effects of the tilted and wavy current sheet on the solar modulation of galactic cosmic rays, in *International Cosmic Ray Conference Proceedings*, vol. 2, 2005, pp. 203–207 [2.5.2](#)
- S. Miyake, H. Muraishi, S. Yanagita, A stochastic simulation of the propagation of Galactic cosmic rays reflecting the discreteness of cosmic ray sources Age and path length distribution. *Astron. Astrophys.* **573**, 134 (2015). doi:10.1051/0004-6361/201424442 [4.1.2](#)
- D. Moses, Jovian electrons at 1 AU - 1978-1984. *Astrophys. J.* **313**, 471–486 (1987) [2.5.1](#)
- I.V. Moskalenko, A.W. Strong, J.F. Ormes, M.S. Potgieter, Secondary antiprotons and propagation of cosmic rays in the galaxy and heliosphere. *Astrophys. J.* **565**, 280–296 (2002) [2.5](#)
- B. Øksendal, *Stochastic Differential Equations: An Introduction with Applications* (Springer, Berlin, 2003) [1.1](#)
- S. Oughton, W.H. Matthaeus, C.W. Smith, B. Breech, P.A. Isenberg, Transport of solar wind fluctuations: A two-component model. *J. Geophys. Res.* **116**, 08105 (2011) [2.5.1](#)
- R. Pakmor, C. Pfrommer, C.M. Simpson, V. Springel, Galactic winds driven by isotropic and anisotropic cosmic ray diffusion in disk galaxies. *ArXiv e-prints* (2016) [4.1.2](#)
- B.T. Park, V. Petrosian, Fokker-Planck Equations of Stochastic Acceleration: A Study of Numerical Methods. *Astrophys. J. Suppl. Series* **103**, 255 (1996). doi:10.1086/192278 [3.1.1](#), [5.1.1](#)
- E.N. Parker, Dynamics of the interplanetary gas and magnetic fields. *Astrophys. J.* **128**, 664–676 (1958) [2.5.1](#)
- E.N. Parker, The passage of energetic charged particles through interplanetary space. *Planet Space Sci.* **13**, 9–49 (1965) [2.5.1](#), [5.1.1](#)
- E.N. Parker, The effect of adiabatic deceleration on the cosmic ray spectrum in the solar system. *Planet. Space Sci.* **14**, 371–380 (1966) [2.5.1](#)
- C. Pei, J.W. Bieber, R.A. Burger, Three-dimensional wavy current sheet drifts. *Astrophys. J.*, 170–175 (2012) [2.5.2](#)
- C. Pei, J. Bieber, R.A. Burger, J. Clem, A general time dependent stochastic method for solving Parker’s equation in spherical coordinates. *J. Geophys. Res.* **115**, 12107 (2010) [2](#), [2.5.1](#), [2.5.2](#), [6](#)
- D. Perrone, R.O. Dendy, I. Furno, R. Sanchez, G. Zimbardo, A. Bovet, A. Fasoli, K. Gustafson, S. Perri, P. Ricci, F. Valentini, Nonclassical Transport and Particle-Field Coupling: from Laboratory Plasmas to the Solar Wind. *Space Sci. Rev.* **178**, 233–270 (2013). doi:10.1007/s11214-013-9966-9 [6](#)
- V. Petrosian, Stochastic Acceleration by Turbulence. *Space Sci. Rev.* **173**, 535–556 (2012). doi:10.1007/s11214-012-9900-6 [5.1.1](#)
- V. Petrosian, S. Liu, Stochastic Acceleration of Electrons and Protons. I. Acceleration by Parallel-Propagating Waves. *Astrophys. J.* **610**, 550–571 (2004). doi:10.1086/421486 [5.1.1](#)
- M. Potgieter, Solar Modulation of Cosmic Rays. *Living Reviews in Solar Physics* **10**, 3 (2013) [2.5](#), [2.5.1](#)
- M.S. Potgieter, H. Moraal, A drift model for the modulation of galactic cosmic rays. *Astrophys. J.* **294**, 425–440 (1985) [2.5.1](#)

- G. Qin, Y. Wang, Simulations of a Gradual Solar Energetic Particle Event Observed by Helios 1, Helios 2, and IMP 8. *Astrophys. J.* **809**, 177 (2015). doi:10.1088/0004-637X/809/2/177 [5.1.1](#)
- G. Qin, M. Zhang, J.R. Dwyer, H.K. Rassoul, G.M. Mason, The Model Dependence of Solar Energetic Particle Mean Free Paths under Weak Scattering. *Astrophys. J.* **627**, 562–566 (2005). doi:10.1086/430136 [5.1.1](#)
- J.L. Raath, R.D. Strauss, M.S. Potgieter, New insights from modeling the neutral heliospheric current sheet. *Ap&SS* **360**, 24 (2015). doi:10.1007/s10509-015-2556-4 [2.5.2](#)
- J.L. Raath, M.S. Potgieter, R.D. Strauss, A. Kopp, The effects of magnetic field modifications on the solar modulation of cosmic rays with a SDE-based model. *Advances in Space Research* **57**, 1965–1977 (2016). doi:10.1016/j.asr.2016.01.017 [2.5.2](#)
- D.V. Reames, The Two Sources of Solar Energetic Particles. *Space Sci. Rev.* **175**, 53–92 (2013). doi:10.1007/s11214-013-9958-9 [5.1.1](#)
- E.C. Roelof, Propagation of Solar Cosmic Rays in the Interplanetary Magnetic Field, in *Lectures in High-Energy Astrophysics*, ed. by H. Ögelman, J.R. Wayland, 1969, p. 111 [5.1.1](#)
- D. Ruffolo, Effect of adiabatic deceleration on the focused transport of solar cosmic rays. *Astrophys. J.* **442**, 861–874 (1995). doi:10.1086/175489 [5.1.1](#)
- K. Scherer, H. Fichtner, S.E.S. Ferreira, I. Büsching, M.S. Potgieter, Are Anomalous Cosmic Rays the Main Contribution to the Low-Energy Galactic Cosmic Ray Spectrum? *ApJ* **680**, 105 (2008). doi:10.1086/589969 [4.1.1](#)
- K. Scherer, H. Fichtner, R.D. Strauss, S.E.S. Ferreira, M.S. Potgieter, H.-J. Fahr, On cosmic ray modulation beyond the heliopause: Where is the modulation boundary? *Astrophys. J.* **735**, 128 (2011) [3.1.2](#)
- K. Scherer, A. van der Schyff, D.J. Bomans, S.E.S. Ferreira, H. Fichtner, J. Kleimann, R.D. Strauss, K. Weis, T. Wiengarten, T. Wodzinski, Cosmic rays in astrospheres. *Astron. Astrophys.* **576**, 97 (2015). doi:10.1051/0004-6361/201425091 [4.1.1](#)
- R. Schlickeiser, Cosmic-ray transport and acceleration. I - Derivation of the kinetic equation and application to cosmic rays in static cold media. II - Cosmic rays in moving cold media with application to diffusive shock wave acceleration. *Astrophys. J.* **336**, 243–293 (1989). doi:10.1086/167009 [1](#)
- R. Schlickeiser, *Cosmic Ray Astrophysics* (Springer, Germany, 2002) [1](#), [2.5.1](#), [4.1](#)
- R. Schlickeiser, Cosmic ray transport in astrophysical plasmas. *Physics of Plasmas* **22**(9), 091502 (2015). doi:10.1063/1.4928940 [4.1](#)
- R. Schlickeiser, J. Steinacker, Particle acceleration in impulsive solar flares. II - Nonrelativistic protons and ions. *Sol. Phys.* **122**, 29–52 (1989). doi:10.1007/BF00162827 [5.1.1](#)
- U.K. Senanayake, V. Florinski, Is the Acceleration of Anomalous Cosmic Rays affected by the Geometry of the Termination Shock? *Astrophys. J.* **778**, 122 (2013). doi:10.1088/0004-637X/778/2/122 [10](#), [3.1.1](#)
- A. Shalchi, *Nonlinear Cosmic Ray Diffusion Theories*. *Astrophysics and Space Science Library*, vol. 362 2009. doi:10.1007/978-3-642-00309-7 [1](#)
- J. Skilling, Cosmic Rays in the Galaxy: Convection or Diffusion? *Astrophys. J.* **170**, 265 (1971). doi:10.1086/151210 [3.1.1](#), [3.1.2](#), [5.1.1](#)
- O. Stawicki, On solar wind magnetic fluctuations on their influence on the transport of charged particles in the heliosphere, PhD thesis, Ruhr Universität, Bochum, Germany, 2003 [2.5.1](#)
- R. Stern, F. Effenberger, H. Fichtner, T. Schäfer, The space-fractional diffusion-advection equation: Analytical solutions and critical assessment of numerical solutions. *Fractional Calculus and Applied Analysis* **17**(1), 171–190 (2014) [6](#)
- E.C. Stone, A.C. Cummings, F.B. McDonald, B.C. Heikkila, N. Lal, W.R. Webber, Voyager 1 explores the termination shock region and the heliosheath beyond. *Science* **309**, 2017–2020 (2005) [3.1.1](#)
- E.C. Stone, A.C. Cummings, F.B. McDonald, B.C. Heikkila, N. Lal, W.R. Webber, Voyager 1 Observes Low-Energy Galactic Cosmic Rays in a Region Depleted of Heliospheric Ions. *Science* **341**, 150–153 (2013). doi:10.1126/science.1236408 [2.5](#)
- R.D. Strauss, H. Fichtner, Cosmic ray anisotropies near the heliopause. *Astron. Astrophys. Lett.* **572**, 3 (2014). doi:10.1051/0004-6361/201424842 [3.1.2](#)
- R.D. Strauss, H. Fichtner, On Aspects Pertaining to the Perpendicular Diffusion of So-

- lar Energetic Particles. *Astrophys. J.* **801**, 29 (2015). doi:10.1088/0004-637X/801/1/29
[5.1.1](#)
- R.D. Strauss, M.S. Potgieter, S.E.S. Ferreira, Modeling ground and space based cosmic ray observations. *Adv. Space Res.* **49**, 392 (2012) [2.5.2](#)
- R.D. Strauss, M.S. Potgieter, S.E.S. Ferreira, Modelling and observing Jovian electron propagation times in the inner heliosphere. *Adv. Space Res.* **51**, 339–349 (2013) [2.5.2](#)
- R.D. Strauss, M.S. Potgieter, S.E.S. Ferreira, M.E. Hill, Modelling anomalous cosmic ray oxygen in the heliosheath. *Astron. Astrophys.* **522**, 35 (2010). doi:10.1051/0004-6361/201014528 [2.5.1](#), [3.1.1](#)
- R.D. Strauss, M.S. Potgieter, I. Büsching, A. Kopp, Modeling the modulation of galactic and Jovian electrons by stochastic processes. *Astrophys. J.* **735**, 83–96 (2011a) [2.4](#), [2.5.1](#), [2.5.2](#)
- R.D. Strauss, M.S. Potgieter, A. Kopp, I. Büsching, On the propagation times and energy losses of cosmic rays in the heliosphere. *J. Geophys. Res.* **116**, 12105 (2011b) [2.5.2](#)
- R.D. Strauss, M.S. Potgieter, I. Büsching, A. Kopp, Modelling heliospheric current sheet drift in stochastic transport models. *Astrophys. Space Sci.* **339**, 223–236 (2012) [2.5.2](#), [7](#)
- R.D. Strauss, M.S. Potgieter, S.E.S. Ferreira, H. Fichtner, K. Scherer, Cosmic ray modulation beyond the heliopause: A hybrid modelling approach. *Astrophys. J. Lett.* **765**, 18 (2013) [2.5.2](#), [8](#), [3.1.2](#)
- A.W. Strong, I.V. Moskalenko, Propagation of Cosmic-Ray Nucleons in the Galaxy. *Astrophys. J.* **509**, 212–228 (1998). doi:10.1086/306470 [4.1](#), [4.1.2](#)
- A.W. Strong, I.V. Moskalenko, V.S. Ptuskin, Cosmic-Ray Propagation and Interactions in the Galaxy. *Annual Review of Nuclear and Particle Science* **57**, 285–327 (2007). doi:10.1146/annurev.nucl.57.090506.123011 [4.1](#), [4.1.1](#), [4.1.1](#)
- A.W. Strong, E. Orlando, T.R. Jaffe, The interstellar cosmic-ray electron spectrum from synchrotron radiation and direct measurements. *Astron. Astrophys.* **534**, 54 (2011) [2.5](#)
- A.V. Usmanov, M.L. Goldstein, W.H. Matthaeus, Three-fluid, Three-dimensional Magnetohydrodynamic Solar Wind Model with Eddy Viscosity and Turbulent Resistivity. *Astrophys. J.* **788**, 43 (2014). doi:10.1088/0004-637X/788/1/43 [2.5.1](#)
- J.P. Vallée, The Milky Way's Spiral Arms Traced by Magnetic Fields, Dust, Gas, and Stars. *Astrophys. J.* **454**, 119 (1995). doi:10.1086/176470 [4.1.2](#)
- J.P. Vallée, The Spiral Arms of the Milky Way: The Relative Location of Each Different Arm Tracer within a Typical Spiral Arm Width. *AJ* **148**, 5 (2014). doi:10.1088/0004-6256/148/1/5 [4.1.2](#)
- A. Vogt, P. Dunzlaff, B. Heber, A. Kopp, P. Kühl, R.D. Strauss, Jovian Electrons In The Inner Heliosphere: A Parameter Study On Intensity Profiles Near Earth, in *Proceedings, 34th International Cosmic Ray Conference (ICRC 2015)*, 2015 [2.5.2](#)
- E.E. Vos, M.S. Potgieter, New Modeling of Galactic Proton Modulation during the Minimum of Solar Cycle 23/24. *Astrophys. J.* **815**, 119 (2015). doi:10.1088/0004-637X/815/2/119 [2.5](#)
- A. Wawrzynczak, R. Modzelewska, A. Gil, Stochastic approach to the numerical solution of the non-stationary Parker's transport equation. *Journal of Physics Conference Series* **574**(1), 012078 (2015a). doi:10.1088/1742-6596/574/1/012078 [2.5.2](#)
- A. Wawrzynczak, R. Modzelewska, M. Kluczek, Numerical methods for solution of the stochastic differential equations equivalent to the non-stationary Parkers transport equation. *Journal of Physics Conference Series* **633**(1), 012058 (2015b). doi:10.1088/1742-6596/633/1/012058 [1.1](#)
- G.M. Webb, L.J. Gleeson, Green's theorem and Green's function for the steady-state cosmic-ray equation of transport. *Astrophys. Space Sci.* **50**, 205–223 (1977) [2](#)
- G.M. Webb, L.J. Gleeson, On the equation of transport for cosmic-ray particles in the interplanetary region. *Astrophys. Space Sci.* **60**, 335–351 (1979) [2.5.1](#)
- M. Werner, R. Kissmann, A.W. Strong, O. Reimer, Spiral arms as cosmic ray source distributions. *Astroparticle Physics* **64**, 18–33 (2015). doi:10.1016/j.astropartphys.2014.10.005 [4.1.2](#)
- Y. Yamada, S. Yanagita, T. Yoshida, A stochastic view of the solar modulation phenomena of cosmic rays. *Geophys. Res. Lett.* **25**, 2353–2356 (1998) [2.5.2](#)
- Y. Yamada, S. Yanagita, T. Yoshida, A stochastic simulation method for the solar cy-

- cle modulation of cosmic rays. *Advances in Space Research* **23**, 505–508 (1999). doi:10.1016/S0273-1177(99)00114-3 [2.5.2](#)
- G.P. Zank, A. Dosch, P. Hunana, V. Florinski, W.H. Matthaeus, G.M. Webb, The transport of low-frequency turbulence in astrophysical flows. I. Governing equations. *Astrophys. J.* **745**, 35 (2012) [2.5.1](#)
- M. Zhang, A Markov stochastic process theory of cosmic-ray modulation. *Astrophys. J.* **513**, 409–420 (1999) [2.5.2](#), [2.5.2](#)
- M. Zhang, Calculation of Diffusive Shock Acceleration of Charged Particles by Skew Brownian Motion. *Astrophys. J.* **541**, 428–435 (2000). doi:10.1086/309429 [9](#)
- M. Zhang, X. Luo, N. Pogorelov, Where is the cosmic-ray modulation boundary of the heliosphere? *Physics of Plasmas* **22**(9), 091501 (2015). doi:10.1063/1.4928945 [3.1.2](#)
- M. Zhang, G. Qin, H. Rassoul, Propagation of Solar Energetic Particles in Three-Dimensional Interplanetary Magnetic Fields. *Astrophys. J.* **692**, 109–132 (2009). doi:10.1088/0004-637X/692/1/109 [5.1.1](#)
- G. Zimbaro, E. Amato, A. Bovet, F. Effenberger, A. Fasoli, H. Fichtner, I. Furno, K. Gustafson, P. Ricci, S. Perri, Superdiffusive transport in laboratory and astrophysical plasmas. *Journal of Plasma Physics* **81**(6), 495810601 (2015). doi:10.1017/S0022377815001117 [6](#)
- P. Zuo, M. Zhang, H.K. Rassoul, The Role of Cross-shock Potential on Pickup Ion Shock Acceleration in the Framework of Focused Transport Theory. *Astrophys. J.* **776**, 93 (2013). doi:10.1088/0004-637X/776/2/93 [3.1.1](#)
- P. Zuo, M. Zhang, K. Gamayunov, H. Rassoul, X. Luo, Energy Spectrum of Energetic Particles Accelerated by Shock Waves: From Focused Transport to Diffusive Acceleration. *Astrophys. J.* **738**, 168 (2011). doi:10.1088/0004-637X/738/2/168 [3.1.1](#)

Exactly!” said Deep Thought. “So once you do know what the question actually is, you’ll know what the answer means.