

Growth and dissolution of spherical density enhancements in SCDEW cosmologies.

Silvio A. Bonometto

*INAF, Trieste Observatory & Trieste University, Physics Dep., Astronomy Unit
Via Tiepolo 11, 34143 Trieste, Italy*

Roberto Mainini

*Physics Department G. Occhialini, Milano-Bicocca University
Piazza della Scienza 3, 20126 Milano, Italy*

ABSTRACT: Strongly Coupled Dark Energy plus Warm dark matter (SCDEW) cosmologies are based on the finding of a conformally invariant (CI) attractor solution during the early radiative expansion, requiring then the stationary presence of $\sim 1\%$ of coupled-DM and DE, since inflationary reheating. In these models, coupled-DM fluctuations, even in the early radiative expansion, grow up to non-linearity, as shown in a previous associated paper. Such early non-linear stages are modeled here through the evolution of a top-hat density enhancement. As expected, its radius R increases up to a maximum and then starts to decrease. Virial balance is reached when the coupled-DM density contrast is just 25–26 and DM density enhancement is $\mathcal{O}(10\%)$ of total density. Moreover, we find that this is not an equilibrium configuration as, afterwards, coupling causes DM particle velocities to increase, so that the fluctuation gradually dissolves. We estimate the duration of the whole process, from horizon crossing to dissolution, and find $z_{\text{horizon}}/z_{\text{erasing}} \sim 3 \times 10^4$. Therefore, only fluctuations entering the horizon at $z \lesssim 10^9$ – 10^{10} are able to accrete WDM with mass ~ 100 eV –as soon as it becomes non-relativistic– so avoiding full disruption. Accordingly, SCDEW cosmologies, whose WDM has mass ~ 100 eV, can preserve primeval fluctuations down to stellar mass scale.

Contents

1. Introduction	1
2. Fluctuation evolution in the early Universe	5
2.1 A top-hat fluctuation in the early Universe	5
2.2 Dynamical equation	7
2.3 Virialization	8
3. After virialization	10
4. Numerical treatment	11
4.1 Phase I	11
4.2 Phase II	14
5. Discussion	15

1. Introduction

ΛCDM cosmologies are highly performing *effective* models. What be the physics behind the ΛCDM paradigm, this is the question. A set of options descend from assuming General Relativity violation, at large scales or low densities. But listing these and other options (see e.g. [1]) is out of our scopes, as here we focus on a peculiar variant of a specific option, that Dark Energy (DE) is a scalar field Φ : when self-interacting, infact, a scalar field can exhibit a negative pressure approaching its energy density ($|p_\Phi| \sim |\rho_\Phi|$) [2]. Within the frame of these models we then treat a specific question concerning SCDEW (Strongly Coupled Dark Energy plus Warm dark matter) cosmologies [3].

These cosmologies, widely discussed also in the previous associated paper (hereafter BMM) [4], are however quite a peculiar branch of scalar field models, being based on a conformally invariant (CI) attractor solution of background evolution equations, holding all through radiative eras, and allowing then for significant Φ and Dark Matter (DM) densities. Let us recall soon that such DM is coupled to DE and distinct from warm-DM, although viable models, discussed in BMM, allow DM components to share several features, as Higgs' masses m_w and $\tilde{\mu} \equiv m_c$ (for WDM and coupled DM, respectively) and primeval densities.

The focus of this paper is then on the early evolution of spherical density enhancement in SCDEW cosmologies. In fact, besides of being peculiar for the behavior of background components, they also exhibit specific features in fluctuation evolution and, in this paper, we show that coupled-DM fluctuations grow, indipendently of other components, and

approach non-linearity well before all of them. By adopting a spherical top-hat model, we then follow them in the non-linear stages, until the virialization condition is fulfilled, so that the sphere should stabilize at a given radius R and density contrast Δ . Somehow unexpectedly, however, such virial equilibrium condition is not permanent and the sphere seems doomed to total dissipation; all that occurs through radiative eras and will be probably end up as soon as other components are able to take part to the spherical growth.

More in detail, here we shall quantitatively follow the evolution of coupled-DM fluctuations until their (temporary) virialization (phase I), also testing how results depend on the redshift when the horizon reaches the fluctuation size, and the amplitude the fluctuation has then. The dependence on the model parameters will be also partially explored. What is expected to happen later (phase II) is harder to explore analytically, and our aim is just to give an order of magnitude for the time taken by dissipation.

Our final aim amounts to approach a determination of the low-mass transfer function in SCDEW cosmologies, over scales that linear algorithms are unable to treat. In particular we aim at constraining the minimal scale for fluctuation survival, in SCDEW models. According to our approach, such scale lays in the large stellar mass range. Let us outline that it should be so in spite of DM particles sharing a (Higgs) mass $\mathcal{O}(100\text{ eV})$.

From a quantitative side it is then worth recalling that the early intensity of DM- Φ coupling, in SCDEW models, is fixed by an interaction parameter

$$\beta = b\sqrt{16\pi/3} \quad (1.1)$$

expected to be $\mathcal{O}(10)$. The early density parameters,

$$\Omega_c = \Omega_\Phi/2 = 1/2\beta^2, \quad (1.2)$$

for coupled DM and Φ , keep then a constant value through radiative eras, as both components expand $\propto a^{-4}$, just as radiative components.

Let us then outline soon that we shall use the background metric

$$ds^2 = a^2(\tau)(d\tau^2 - d\lambda^2) \quad (1.3)$$

τ being the conformal time and $d\lambda$ the line element.

The primeval CI expansion is then broken by the acquisition of the tiny Higgs' masses at the electroweak (EW) scale. WDM and the spinor field ψ yielding coupled DM, in particular, are supposed to acquire a mass $\mathcal{O}(100\text{ eV})$, intermediate between light quark, electrons, and neutrinos. The effective mass of the ψ field, below the Higgs' scale, then reads

$$m_{eff} = g_h m_p \exp[-(b/m_p)(\Phi - \Phi_p)] + \tilde{\mu}. \quad (1.4)$$

Here b coincides with the coupling in eq. (1.1), Φ_p is the value of the scalar field extrapolated to the Planck time according to the CI solution (even though unlikely to hold so early), m_p is the Planck mass. During the CI expansion, m_{eff} is given just by the first term of the expression (1.4), while $\Phi - \Phi_p = \tau_p/\tau$. Accordingly, in such era

$$m_{eff} \propto \tau^{-1}, \quad (1.5)$$

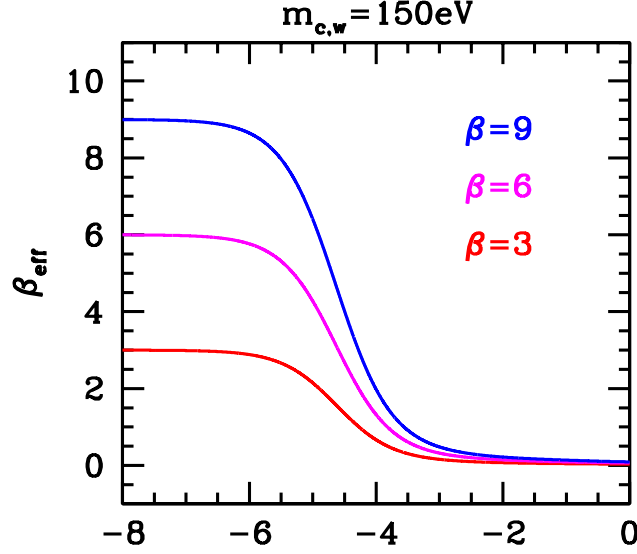


Figure 1: Scale dependence of the effective coupling in SCDEW cosmologies with $m_{c,w} = 150$ eV for various couplings β .

such behavior being gradually violated when the term $\tilde{\mu}$ acquires relevance. Let us however add that the value of g_h enters quantitative results only through the ratio

$$\mathcal{R} = \tilde{\mu}/(g_h m_p) \quad (1.6)$$

taken here as effective parameter, so that we can fix $g_h = 2\pi$ as in BMM.

It is also worth defining $C = b/m_p$ and outline that the appearance of a Higgs' mass bears another consequence, a progressive weakening of the effective DM- Φ coupling; infact, as explained in detail in BMM,

$$C_{eff} = \frac{C}{1 + \mathcal{R} \exp[C(\Phi - \Phi_p)]} \quad (1.7)$$

so that, as soon as the dynamical (logarithmic) scalar field growth makes $\Phi \sim \Phi_p - \log \mathcal{R}/C$, the effective coupling weakens, and we expect $\beta_{eff} = \mathcal{O}(0.1)$ at the present time.

Accordingly, at $\tau < \tau_H$ ($T > T_H \sim 200$ GeV, $z > z_H \sim 8 \times 10^{14}$), a full CI holds (the suffix $_H$ refers to Higgs' mass acquisition at the EW scale).

Later on, at $\tau > \tau_H$ ($T < T_H \sim 200$ GeV, $z < z_H \sim 8 \times 10^{14}$), CI is violated; however, being $\tilde{\mu} \ll T_H$, a long period of *effective CI expansion* still occurs. Figure 1 shows the gradual end of such effective CI expansion, occurring quite late even for a fairly large value of $\tilde{\mu} \equiv m_{c,w}$, for several β values. These behaviors are worked out from dynamical background equations.

The linear evolution of density fluctuations is widely discussed in BMM. The peculiar result, which is the starting point of this work, is that coupled-DM fluctuations exhibit an almost β independent growth. In a synchronous gauge, it begins outside the horizon, accelerating when fluctuations pass through it, and persisting afterwards ($\tau \gg \tau_{hor}$), when the relativistic regime is over. It is so all through the CI expansion period, as well as early

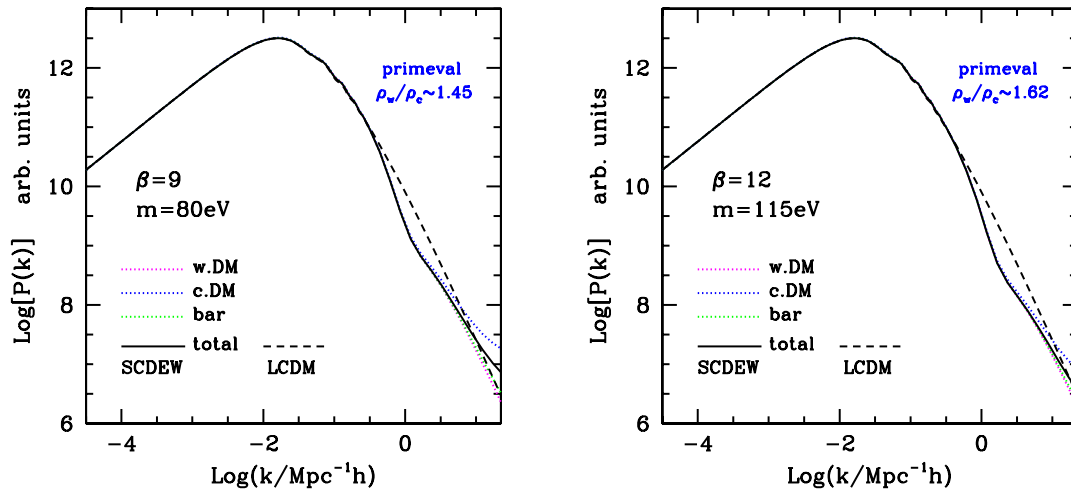


Figure 2: Linear spectra of the models used in this work, compared with LCDM spectra. The ratios between warm and coupled DM component densities, during the late CI expansion, is shown at the top right in blue. In both models we have a slight power deficit (up to a factor $\mathcal{O}(3)$) in the Lyman- α cloud region, while LCDM amplitude is recovered around average galactic scales. In principle, such increased amplitude means an earlier formation of structures on subgalactic scales.

afterwards: in no case, after τ_{hor} , coupled-DM fluctuations are subject to stagflation. This occurs in spite of coupled-DM being a fraction $\mathcal{O}(1\%)$ of the cosmic materials and while the other components either freely stream, if uninteracting, or begin sonic oscillations. The reason why this occur is recalled in the next Section.

Then, by using the linear program discussed in BMM, we appreciate that coupled-DM fluctuations, with amplitude $\mathcal{O}(10^{-5})$ at τ_{hor} , reach an amplitude ~ 0.1 at $\tau_{nl} \sim 500 \times \tau_{hor}$. Non-linear effects start then to be significant. Afterwards, at $\tau \sim 2-3 \times 10^3 \tau_{hor}$, it would then be $\langle \delta_c \rangle \sim 1$, yielding $\delta \rho_c \gtrsim \rho_c$; linear results are then meaningless.

In this regime, we can achieve a reasonable insight on the actual fluctuation evolution by following the behavior of (admittedly unlikely) spherically symmetric density enhancements. Such approach, in a different context, allows us to predict, e.g., the mass functions of real physical systems, as galaxy clusters; it is so because the approach yields a realistic *clock* of fluctuation growth and a schematic picture of their fate (see, e.g., [5]).

However, at variance from what is done in the cited case, when we start following the evolution of a fluctuation, here we shall not assume it to expand within the Hubble flow, but work out its growth rate from the linear regime. Results are then nearly independent from the selected initial density contrast $\Delta_c = 1 + \delta_c$ if $\delta_c < 10^{-2}$.

Most results of this paper are obtained by using 2 specific SCDEW models: either $\beta = 9$ and $m \equiv m_w = m_c = 80 \text{ eV}$ (model 9) or $\beta = 12$ and $m \equiv m_w = m_c = 115 \text{ eV}$ (model 12). In Figure 2 we show their $z = 0$ linear spectra, as obtained from our linear algorithm, discussed in BMM. In all models, at $z = 0$, $\Omega_b = 0.045$, $\Omega_\Phi = 0.70$, $h = 0.685$, with the usual meaning of symbols. Furthermore we suppose $T_0 = 2.726 \text{ K}$ and a primeval helium abundance $Y_{He} = 0.24$. Units yielding $c = \hbar = 1$ are taken all through the paper.

The plan of the paper is as follows: In the next Section we derive the equations needed to follow the density enhancement evolution until virialization (phase I). In Section 3, we shall tentatively extend the analytical treatment to the evolution after it (phase II). In Section 4, numerical results will be shown. Section 4 contains a discussion of the results

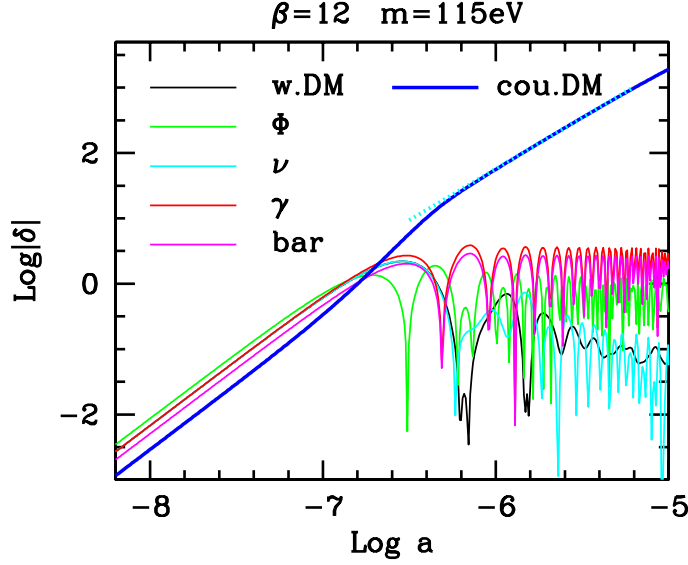


Figure 3: Typical linear evolution of linear density fluctuations close to horizon (the scale considered corresponds to $k = 30 h \text{ Mpc}^{-1}$). The non-relativistic (linear) regime is approached when the cyan bended dotted line is attained (steepness $\delta_c \propto a^{1.6}$). The main parameters of the cosmology used are indicated at the top of the Figure, but most results are substantially model independent.

found.

2. Fluctuation evolution in the early Universe

All through this paper, the expressions (1.4) and (1.7) for DM particle mass and coupling will be used. Accordingly, we shall never deepen in the fully CI regime. This is not a problem, however, as the density enhancement behaviors, found for the smallest τ_{hor} considered, are quantitatively identical to those holding for $\tau_{hor} < \tau_H$. There exist, in fact, a long period of *effective* CI regime, when CI violations are so small to yield a negligible influence; see below for more details on this point.

2.1 A top-hat fluctuation in the early Universe

Let us then consider a spherical top-hat overdensity, entering the horizon with an amplitude $\delta_{c,hor}$, in the very early Universe. In this work we shall assume that $\delta_{c,hor} > 0$ and, mostly, $\simeq 10^{-5}$, its top likelihood value. We expect fluctuations to exhibit a Gaussian distribution, so that different (namely greater) $\delta_{c,hor}$ values, although unlikely, are also possible. Our treatment however holds only for $\delta_{c,hor}$ values small enough to allow δ_c to enter a non-linear regime only when already non-relativistic. The case of δ_c entering the non-linear regime when still relativistic, in the frame of SCDEW models, relevant for predictions on primeval Black Holes [7], will be discussed elsewhere.

The critical point, however, is clearly illustrated in Figure 3. Here we show the fluctuation growth, as derived from our linear program, close to the horizon. At the horizon crossing, being in the relativistic regime, coupled DM fluctuations exhibit a significantly

upgraded growth rate. When sufficiently inside the horizon, the growth rate slows down, and $\delta_c \propto a^\alpha$ with $\alpha \simeq 1.6$. The Figure also shows that coupled DM fluctuations exhibit a steady growth while the other component fluctuations undergo free streaming or enter a sonic regime with stationary amplitude.

This behavior can be easily understood, at least in the non-relativistic regime, by taking into account the treatment in [8], concerning the evolution of coupled-DM overdensities. In that work, aiming to perform N-body simulations of coupled-DE models, it is shown that coupling effects are equivalent to: (i) An increase of the effective gravitational push acting between DM particles, for the density fraction exceeding average, while any other gravitational action remains normal. The increased gravitation occurs as though $G = 1/m_p^2$ becomes

$$G^* = \gamma G \quad \text{with} \quad \gamma = 1 + 4\beta^2/3 \quad (2.1)$$

(m_p : Planck mass). (ii) As already outlined in eqs. (1.4) and (1.5), coupled-DM particle masses progressively decline. This occurs while the second principle of dynamics still requires that $\mathbf{f} = \mathbf{p}'$ (here the prime indicates differentiation in respect to the ordinary time t). This yields the dynamical equation

$$\frac{d\mathbf{v}}{dt} = \frac{\mathbf{f}}{m_{eff}} + \left| \frac{m'_{eff}}{m_{eff}} \right| \mathbf{v} , \quad (2.2)$$

i.e. an *extra-push* to particle velocities, adding to the external force \mathbf{f} .

The self-gravitational push due to δ_c is then $\propto G^* \rho_c \delta_c = G \rho_{cr} (2/3) \delta_c \times (1 + 3/4\beta^2)$, with the last factor exceeding unity just by $\sim 1\%$ for $\beta = \mathcal{O}(10)$. Henceforth, coupled DM fluctuations, in the non-relativistic regime, grow as though concerning the total cosmic density ρ_{cr} , at least. The slightly reduced amplitude, in fact, is overcompensated by the *extra-push* and, as previously outlined, the linear program gives evidence of a growth $\propto a^\alpha$ with $\alpha \sim 1.6$.

Within this context, we can schematically describe the evolution of a spherical top-hat density enhancement of amplitude δ_c . The fluctuation initially expands according to linear equations, but, as soon as $\delta_c \gtrsim 10^{-2} - 10^{-1}$, non-linear effects become no longer negligible. At this stage, the radius R of the top-hat, growing more slowly than the scale factor a , reaches a maximum value R_{top} and then starts to decrease. Eventually, however, inner kinetic and potential energies reach a virial balance, when the sphere has a radius R_{vir} .

Let us then recall that, in the framework of a “standard CDM” cosmology, there exist an analytical (parametric) solution of the equations ruling the evolution of a spherical top-hat overdensity. The evolution of a spherical overdensity in a coupled-DE model, with $\beta \ll 1$, was considered by [6]. The key issue was then that both baryons and coupled DM fluctuations grow, but at different rates: the DM component is faster in reaching maximum expansion and starts to recontract before baryons. It is then necessary to share the top-hat fluctuation into shells, which gradually compenetrates. The number of shells needed is determined by the precision wanted. In Figure 3 we directly see that we are now dealing with a case when only coupled-DM fluctuations grow. The equations ruling R evolution are then similar to those obtained in [6], with the welcomed difference that we need no subdivision into spherical shells.

The relation between the comoving sphere radius $c = R/a$ and the density contrast $\Delta_c = 1 + \delta_c$ then reads

$$\Delta_c = 1 + \delta_c = \Delta_{c,r} c_r^3 / c^3 , \quad (2.3)$$

as the subscript r refers to a suitable reference time; accordingly, by assuming $\delta_c \propto \tau^\alpha$,

$$\frac{\dot{c}}{c_r} = -\frac{\alpha}{3} \frac{\delta_{c,r}}{\Delta_{c,r}} \frac{1}{\tau} ; \quad (2.4)$$

this relation allows us to chose arbitrarily the time $\bar{\tau}$, during the linear regime, when we start to use c instead of δ_c to follow the top-hat dynamics.

2.2 Dynamical equation

In strict analogy with eq. (9) in [6], the evolution of the overdensity then follows the equation

$$\ddot{c} = - \left(\frac{\dot{a}}{a} - C\dot{\Phi} \right) \dot{c} - \gamma G \frac{1}{ac^2} [M(< R) - \langle M(< R) \rangle] . \quad (2.5)$$

Here, as in eq. (2.4), derivatives are taken in respect to the conformal time τ ; Φ is the background value of the scalar field. Furthermore, $M(< R)$ is the actual mass within R , while $\langle M(< R) \rangle$ is the *average* mass in a sphere of radius R , but, if assuming all components but coupled-DM to be unperturbed, we only need evaluating

$$G \langle M_c(< R) \rangle = G \frac{4\pi}{3} \rho_{cr} \Omega_c a^3 c^3 = \frac{\Omega_c}{2} \frac{h_2}{\tau^2} a c^3 \quad (2.6)$$

with

$$h_2 = \frac{8\pi}{3} G \rho_{cr} a^2 \tau^2 \quad (2.7)$$

being close to unity, during the effective CI expansion and exactly unity at $\tau < \tau_H$, when also $\Omega_c \equiv 1/2\beta^2$. However, at later times, when β must be replaced by β_{eff} , no similar relation holds.

Let then $\bar{\Delta}$ be the density contrast at the time $\bar{\tau}$, so that

$$\frac{1}{\bar{\Delta}} G M_c(< R) = G \frac{4\pi}{3} m_{eff}(\tau) \bar{n}_c \bar{a}^3 \bar{c}^3 . \quad (2.8)$$

Here n_c is the number density of coupled-DM particles, whose mass m_{eff} is given by eq. (1.4) (all “barred” quantities refer to the “initial” time $\bar{\tau}$). As $n_c a^3$ is constant in time, it is also

$$\frac{1}{\bar{\Delta}} G M_c(< R) = G \frac{4\pi}{3} m_{eff} n_c a^3 \bar{c}^3 = G \frac{4\pi}{3} \rho_{cr} \Omega_c a^3 \bar{c}^3 = \frac{\Omega_c}{2} \frac{h_2}{\tau^2} a \bar{c}^3 . \quad (2.9)$$

Accordingly, by setting $\Delta M_c = [M_c(< R) - \langle M_c(< R) \rangle]$, we have

$$G \Delta M_c = \frac{\Omega_c}{2} \frac{h_2}{\tau^2} a \bar{c}^3 (\bar{\Delta} - x^3) \quad \text{with} \quad x = c/\bar{c} \quad (2.10)$$

so that

$$\frac{G}{ac^2} [M(< R) - \langle M(< R) \rangle] = \frac{\Omega_c}{2} \frac{h_2}{\tau^2 x^2} \bar{c} (\bar{\Delta} - x^3) . \quad (2.11)$$

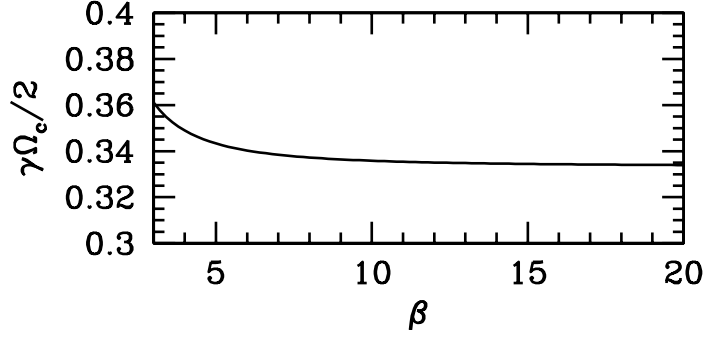


Figure 4: During the CI expansion the coefficient $h_1 = \frac{1}{2}\gamma\Omega_c$ is almost β independent.

In turn, the difference $h_0 = \dot{a}/a - C\dot{\Phi}$ exactly vanishes, during the early CI expansion, both terms being then $1/\tau$. As the background density of coupled DM fulfills the equation

$$\dot{\rho}_c + 3(\dot{a}/a)\rho_c = -C\rho_c\dot{\Phi} \quad (2.12)$$

it is however worth keeping into account that

$$h_0 = -C\dot{\Phi} + \frac{\dot{a}}{a} = \frac{\dot{\rho}_c}{\rho_c} + 4\frac{\dot{a}}{a}, \quad (2.13)$$

as this allows an easier numerical evaluation of h_0 . Altogether, eq. (2.5) also reads

$$\ddot{x} = -h_0\dot{x} - h_1(\bar{\Delta} - x^3)\frac{1}{u^2x^2} \quad (2.14)$$

with

$$h_1 = \frac{1}{2}\gamma\Omega_ch_2, \quad (2.15)$$

and $u = \tau/\bar{\tau}$, while, at variance from elsewhere, *dots here indicate differentiation in respect to u* . In eq. (2.14), describing a process due to self-gravity, the gravitational constant no longer explicitly appears, being reabsorbed in the definition of h_2 (eq. 2.7) and then in h_1 .

Let us finally outline that, until we are close to the CI expansion, the coefficient

$$\frac{1}{2}\gamma\Omega_c = \left(1 + \frac{4}{3}\beta^2\right)\frac{1}{4\beta^2} = \frac{1}{3} + \frac{1}{4\beta^2} \quad (2.16)$$

keeps close to $1/3$, for reasonable β 's (see however Figure 4). Eq. (2.14) however holds both then (when also $h_2 = 1$) and when CI is abandoned, so that h_1 can become even quite different from $1/3$.

2.3 Virialization

Numerical solutions of eq. (2.14) yield the expected growth and successive recontraction of the radius R of top-hat density enhancements, as well as the gradual increase of the density contrast Δ_c in respect to the average coupled-DM density ρ_c ; it is also clear that an *ideal* top-hat would expand and recontract, according to the above expressions,

down to a relativistic regime. Top-hat fluctuations were however considered because their equations of motions are integrable and provide an insight into the real timing of true fluctuation evolution. Virialization is then the successive step assumed to occur, because real motions are unordered and exact sphericity breaks down when we pass from expansion to recontraction.

To establish the conditions for virial balance, we then need the expressions of the kinetic and potential energy for the sphere. In accordance with [6], the kinetic energy expression is rather simple to obtain and reads

$$T_c(R) = \frac{3}{10} M_c R'^2, \quad (2.17)$$

as the factor 3/10 derives from integration on a sphere. Here, the prime indicates differentiation with respect to ordinary time, so that $R' = (a\dot{c} + \dot{a}c)/a = \dot{c} + (\dot{a}/a)c$, if dots indicate differentiation with respect to τ ; by using eq. (2.7), we then have

$$2 \times \frac{5}{3} \frac{T_c}{M_c} = \frac{\bar{c}^2}{\bar{\tau}^2} \left(\dot{x} + \frac{h_2^{1/2}}{u} x \right)^2, \quad (2.18)$$

dots indicating here differentiation in respect to u .

The potential energy is then made of two terms, arising from DM fluctuation interacting with DM background and all backgrounds interacting with themselves. Therefore, in agreement with [6] where, however, the only unperturbed background was DE,

$$\frac{U(R)}{M_c} = -\frac{3}{5} G \frac{[\langle M_c \rangle + \gamma \Delta M_c]}{R} - \frac{4\pi}{5} G \rho_{back} R^2 = -\frac{3}{5} \gamma G \frac{\Delta M_c}{R} - \frac{4\pi}{5} G \rho_{cr} R^2. \quad (2.19)$$

By using the expression (2.10) for $G \Delta M_c$, we then have

$$-\frac{\gamma G}{R} \Delta M_c = -\frac{\gamma \Omega_c}{2} \frac{h_2}{\tau^2 x} \bar{c}^2 (\bar{\Delta} - x^3) = -\frac{\bar{c}^2}{x} \frac{h_1}{\tau^2} (\bar{\Delta} - x^3)$$

while

$$-\frac{4\pi}{3} G \rho_{cr} R^2 = -\frac{8\pi}{3} G \rho_{cr} a^2 \frac{c^2}{2} = -\frac{\bar{c}^2}{\tau^2} \frac{h_2 x^2}{2}$$

so that

$$\frac{5}{3} \frac{U(R)}{M_c} = -\frac{\bar{c}^2}{\tau^2} \left[\frac{h_2 x^2}{2} + \frac{h_1}{x} (\bar{\Delta} - x^3) \right] \quad (2.20)$$

Virilization is then obtainable by requiring that

$$2 \times \frac{5}{3} \frac{T_c}{M_c} + \frac{5}{3} \frac{U_c}{M_c} = 0 \quad (2.21)$$

or, by using the expression (2.18) and (2.20) hereabove,

$$(u\dot{x} + h_2^{1/2} x)^2 - h_1 (\bar{\Delta}/x - x^2) - h_2 x^2/2 = 0. \quad (2.22)$$

From the c_v and τ_v values fulfilling this equation, we then derive the virial radius $R_v = c_v a_v$. Neither the equation of motion, nor this expression, are suitable for analytical treatment.

3. After virialization

Once the virialization condition is fulfilled, some extra time is spent before settling at R_v ; in agreement with the standard treatment for post-recombination spherical density enhancement, the time taken to settle in equilibrium can be tentatively approximated by the time needed, e.g. in Figure 5, for R to return to its initial value R_{in} ; approximately 40 % of the time elapsed to go from R_{in} to R_v .

The point, however, is that such time delay is already sufficient to enter a regime where the virialization condition begins to be violated. This is the *Phase II*, due to the decrease of m_{eff} , implying the modulus of U_c ($\propto m_{eff}^2$) to decrease, while T_c ($\propto m_{eff}^{-1}$) increases.

According to eq. (2.17) and approximating the last expression in eq. (2.19), virial equilibrium requires that the condition

$$\langle p^2 \rangle \simeq \gamma G N_c m_{eff}^3 / R_v \quad (3.1)$$

holds; here N_c is the total number of coupled-DM particles in the density enhancement whose mass, yielding the density contrast $\bar{\Delta}_v$, is then $\simeq N_c m_{eff}$. Let us also define

$$p_v^2 = \gamma G N_c m_{eff}^3 (\tau_v) / R_v . \quad (3.2)$$

In spite of m_{eff} variations, in the absence of external forces, $\langle p^2 \rangle$ should keep constant; the r.h.s. of eq. (3.1), on the contrary, should decline as $(\tau_v/\tau)^3 = (t_v/t)^{3/2}$ (τ_v and t_v are the time(s) of virialization), or even more rapidly than so if also N_c decreases; notice that we assumed the behaviors characterizing the CI expansion, as a reasonable approximations.

It is however possible that the equilibrium is restaured, if the most rapid particles evaporate from the fluctuation, so reducing $\langle p^2 \rangle$. In order to see how this could work, let $f(p/\bar{p})$ be the coupled-DM particle momentum distribution (\bar{p} is a suitable reference momentum). The equilibrium is restaured if

$$\bar{p}^2 \frac{\int_0^\alpha x^2 f(x) dx}{\int_0^\alpha f(x) dx} \simeq p_v^2 \left(\frac{t_v}{t} \right)^{3/2} \frac{\int_0^\alpha f(x) dx}{\int_0^\infty f(x) dx} \quad (3.3)$$

and this equation should provide $\alpha(t)$, so that the maximum momentum of particles remaining in the top-hat is $\alpha(t)\bar{p}$. Accordingly, the number of particles evaporated reads then

$$\delta N_c = N_c \times \frac{\int_\alpha^\infty f(x) dx}{\int_0^\infty f(x) dx} . \quad (3.4)$$

These expressions are obtained by assuming that the shape of $f(p/\bar{p})$ is not modified while evaporation goes on. The typical time for f to reset is the crossing time $\delta t = R m_{eff}(t) / \langle p^2(t) \rangle^{1/2}$. Accordingly, the evaporation rate reads

$$\frac{N'_c}{N_c} \simeq \frac{p_v}{R_v m_{eff}} \mathcal{F}[\alpha(t_v + \delta t)] \quad (3.5)$$

with

$$\mathcal{F}[\alpha] = \frac{[\int_\alpha^\infty f(x) dx] [\int_0^\infty x^2 f(x) dx]^{1/2}}{[\int_0^\infty f(x) dx]^{3/2}} \quad (3.6)$$

and should be easily evaluated as soon as a reasonable guess on $f(p/\bar{p})$ is done.

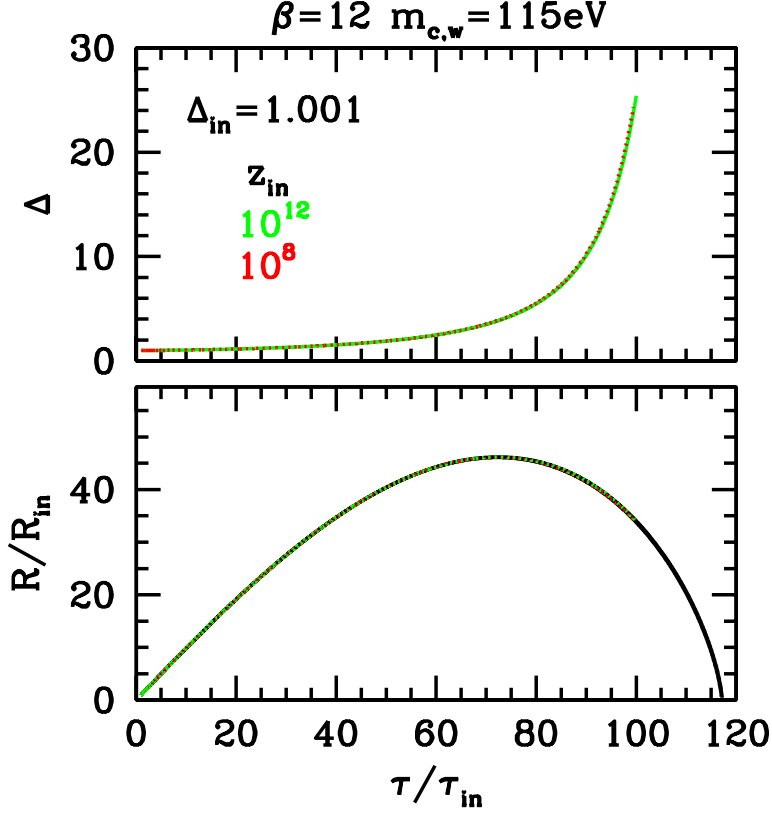


Figure 5: Top hat radius and density contrast evolution for the model 12. In abscissa, the conformal time τ/τ_{in} is substantially coincident with a/a_{in} . Both $z_{in} = 10^{12}$ and 10^8 are considered, but the curves essentially overlap. The only tenuous difference is a slight shift for the value of the final density contrast. In the bottom plot, the eventual evolution of R , assuming virialization not to occur, is also shown down to $R = 0$ (relativistic regime).

4. Numerical treatment

4.1 Phase I

Top-hat evolution, during the CI expansion, is fairly easily integrated, as the dynamical coefficients are then constant. We shall not report the results for this case, but only those obtained by setting the initial condition at $z_{in} = 10^{12}$ and 10^8 . As a matter of fact, the former case yield results numerically coincident with those for $z_{in} > z_H$, while the very difference between $z_{in} = 10^{12}$ and 10^8 is quite small.

In Figure 5 we show the behaviors of the radius R and the density contrast Δ *vs.* the conformal time τ for the model 12. For model 9 we then rather show the evolution by using ordinary time in abscissa (figure 6).

As a matter of fact, it seems more significant to outline the different apparent behavior when the abscissa is changed, rather than the tiny model dependence.

In order to magnify the differences between models and z_{in} values, where they exist, we however plot the final part of the density contrast increase, prior to virialization, in Figure 7. For the sake of completeness let us then provide the numerical values of the virial density

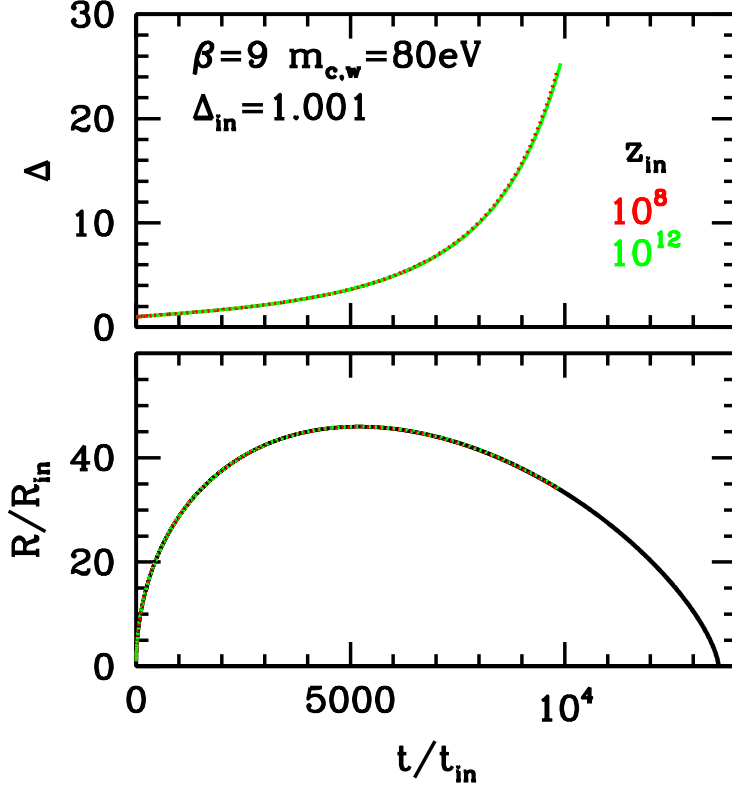


Figure 6: Top hat radius and density contrast evolution for the model 9. In abscissa, the ordinary time t/t_{in} . Also here the curves for $z_{in} = 10^{12}$ and 10^8 essentially overlap while, again, the only tenuous difference is a slight shift for the value of the final density contrast. In the bottom plot, as in the previous Figure, the eventual evolution of R , assuming virialization not to occur, is also shown down to $R = 0$.

contrasts. For $\beta = 12$ they are 25.4 or 24.3 when $z_{in} = 10^{12}$ or 10^8 , respectively, while, for $\beta = 9$, the corresponding values are 25.3 or 24.6. Let us also add that, if we start following the density contrast evolution when $\bar{\Delta} = 1.1$, instead of 1.001, we obtain slightly smaller values: e.g., for $\beta = 12$, they read 25.3 and 24.2, if the density contrast $\Delta_c = 1.1$ is attained at $z_{in} = 10^{12}$ or 10^8 , respectively. Non-linearity, when $\delta_c < 0.1$, has quite a limited impact, not exceeding half percent.

This greater “initial” density contrast can be due to rare fluctuations entering the horizon already with a wider amplitude; the point is that we however reach a virial density contrast just marginally different from starting when $\Delta_c = 1.001$; i.e., that non linearity effects are negligible for $\delta_c < 0.1$. The procedure followed is therefore well approximated also if the relativistic regime due to horizon crossing ends up when the density contrast is already $\mathcal{O}(1.1)$. Such greater Δ_c at z_{in} , however, is not met just for exceptional fluctuations, being possibly due just to an earlier horizon crossing and, therefore, to fluctuations over smaller scales.

Let us rather outline that a final density contrast ~ 25 – 26 is “small”. As the fractional

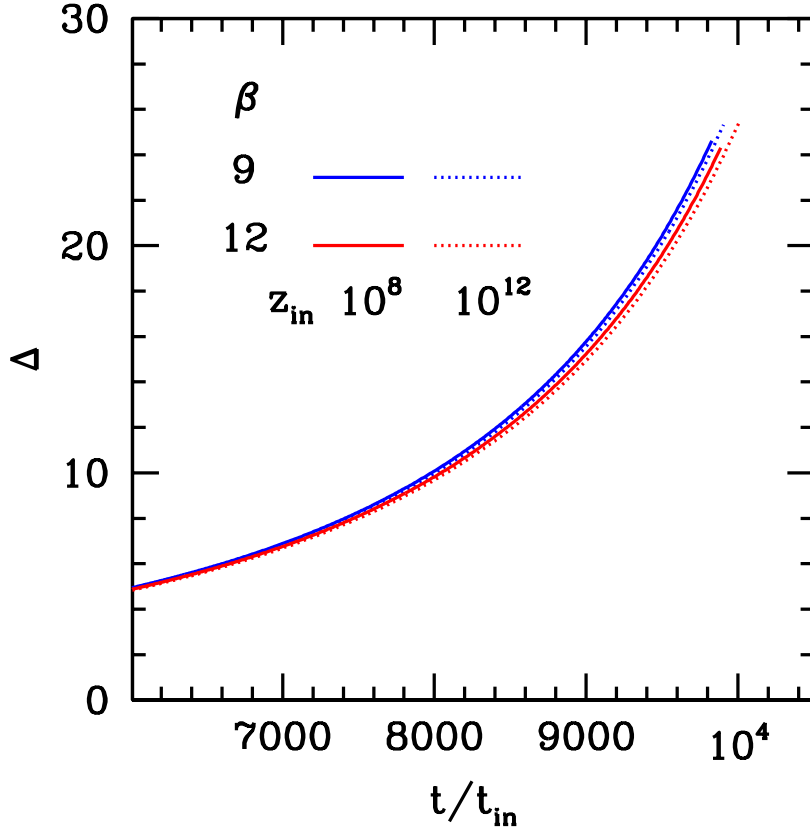


Figure 7: Blow up of the final part of the density contrast growth, before virialization, for both models and z_{in} .

contribute of coupled DM to the overall density is $\Omega_c \sim 0.005$, it is clear that even $\Delta_v \Omega_c \sim 0.13$ is still far from unity: the total density enhancement, at virialization, does not exceed the overall density, as though still being in a *quasi*-linear regime. In turn, this strengthens the reliability of results obtained by neglecting density fluctuations in other components, when considering coupled-DM fluctuation evolution. Taking them into account could only yield a modest correction for final results.

It can also be significant to follow the evolution of the dynamical coefficient h_i . In Figure 8 we show them for the case $\beta = 12$. The behavior for $\beta = 9$ does not exhibit significant differences.

In the Figure, the ranges of h_i values used by the numerical integrator, before virialization, are outlined by magenta dots. Namely on such interval, h_i variations are however quite small.

Notice however how h_0 increases when smaller z_{in} values are considered; during the CI expansion, $h_0 \equiv 0$; although so small, the values of $h_0 \neq 0$ shown outline the exit from CI expansion. In spite of that, even $h_0 \sim 10^4$ values yield no appreciable contribution to

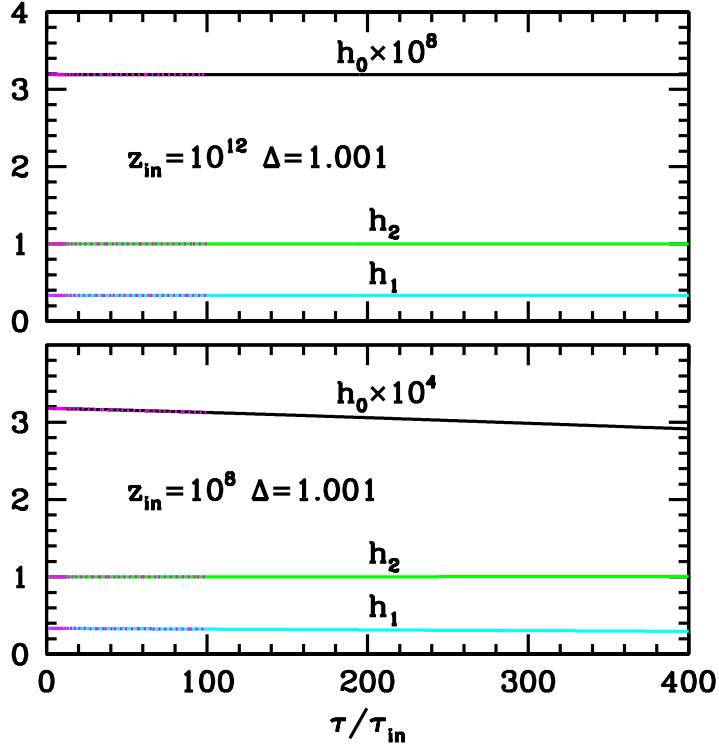


Figure 8: Dynamical coefficients for the model 12. At the l.h.s., the τ interval covered before virialization is dotted in magenta color. Notice also: (i) When $z_{in} = 10^{12}$ all coefficient appear substantially constant, even behind the l.h.s. interval; on the contrary, for $z_{in} = 10^8$ a slight time dependence is appreciable, namely for h_0 . (ii) The difference of h_0 from nil rapidly increases when smaller z_{in} values are considered; however, even $h_0 \sim 10^4$ values yield no contribution to the actual R evolution.

the numerical R evolution.

Notice also that h_i coefficient appear fully τ independent, for $z_{in} = 10^{12}$; on the contrary, for $z_{in} = 10^8$ a time dependence is appreciable; it is strongest for h_0 , but, as earlier outlined, this bears no appreciable dynamical consequences.

4.2 Phase II

A numerical estimate of the time t_{ev} , such that

$$\int_{t_v}^{t_{ev}} dt (\delta N_c / \delta t) \sim N_c, \quad (4.1)$$

could allow us to determine the time needed for the fluctuation to be erased; here $\delta N_c / \delta t$ should be provided by eq. (3.5). Results are however significantly dependent on the assumption made on f . Tests based on reasonable assumptions (e.g., that f is maxwellian) indicate that, as order of magnitude, $\tau_{ev} \sim 3\tau_v$ (conformal times). Accordingly, it should be $\tau_{ev} \sim 300\tau_{in}$ or, for an average fluctuation, $z_{ev} \sim 3 \times 10^{-4} z_{in} \sim 3 \times 10^{-5} z_{hor}$, as $\delta_c \propto a^2$ from τ_{hor} to τ_{in} , when $\delta \simeq 10^{-3}$ (see Figure 3).

Here we shall keep to this estimate, although believing that a better insight into the actual time scales could be gained only by performing *ad-hoc* simulations.

5. Discussion

In a standard cosmological model with warm DM made of particles with mass ~ 100 eV, the minimal fluctuation scale surviving free streaming is the scale entering the horizon at $z_{der} \sim 6 \times 10^5 (m_w/100 \text{ eV})^{4/3} (\Omega_w h^2)^{-1/3}$, so ranging about $2 \times 10^{13} h^{-2} M_\odot$ and exceeding the size of the largest galaxies. The presence of coupled-DM in SCDEW models allows us to shift the critical redshift from z_{der} to $\sim 10^4 z_{der}$, so lowering by ~ 12 – 13 orders of magnitude the mass scale of the minimal surviving WDM fluctuation.

The peculiarity of SCDEW cosmologies, however, is that this is not due to an *ad-hoc* mechanism, being the unavoidable consequence of the previous expansion along an attractor, through modified radiative eras. SCDEW cosmologies, infact, are characterized by a substantial modification of such early expansion regime, i.e., the constant presence of coupled DM and Φ , in fixed proportions, aside of standard radiative components.

The above result is obtained by studying the evolution of a top-hat density fluctuation in the late radiative era. Using a spherical fluctuation to work out the expected time scale of processes is not a new procedure. In a different context, it was first applied to predict the mass function of cosmic bounded structures, as galaxy clusters [5]. Results were excellent and, with suitable improvements, a similar approach is still in use.

When we treat a top-hat density enhancement of radius R , we find R gradually slowing down its growth rate in respect to the scale factor a . Eventually, the R increase stops and R begins to decrease. After a suitable time, however, kinetic and potential energy reach a virial balance, so that we should expect equilibrium to be attained.

Here however comes the most peculiar feature of coupled-DM fluctuations: the virial condition is unstable. This is due to the progressive decrease of the coupled-DM particle mass m_{eff} , causing the increase of the kinetic energy $\sim p^2/m_{eff}$ if the momentum p is conserved, and a simultaneous decrease of the depth of the potential well, roughly $\propto m_{eff}^2$.

As a consequence of these variations, the most rapid particles are expected to evaporate. We provided analytical tools to estimate evaporation effects and, as above outlined, estimated how long a significant density contrast can persist after virialization.

It is however legitimate to wonder how reliable can be estimates based on a spherical top-hat evolution. The physics described here, however, does not seem to need a sphericity assumption. Quite in general, coupled-DM particles, embedded in a fluctuation entering the horizon, are initially slow enough, so that their kinetic energy does not interfere with fluctuation growth. The evolution described by linear programs occurs under such conditions, but eventually causes a fast growth of coupled-DM fluctuations, in spite of their density being a small fraction of the total density. The reach of the non-linear regime, therefore, is independent from any spherical modeling.

We then expect that non-linearity produces significant energy jumps, and the possibility to transfer such potential energy jumps onto particle kinetic energy. Once particle momenta reach a significant level, particle velocities burst, aside of m_{eff} decrease. Escape

velocity could then be approached and overcome, and the heated up coupled-DM could no longer be constrained in primeval inhomogeneities. The study of top-hat spherical fluctuations tries to model these events and, hopefully, to provide a reasonably reliable clock for them.

References

- [1] Amendola L. & Tsujikawa S., 2010, Cambridge Univ. Press, *Dark Energy: theory & observations*.
- [2] see, e.g., Ellis J., S. Kalara, K.A. Olive & C. Wetterich, 1989, Ph.Lett.B 228, 264; Ratra B. & Peebles P.J.E., 1988, PRD 37, 3406; Wetterich C., 1995, A&A 301, 321; Amendola L., 1999, PRD 60, 043501; Amendola L., 2000, PRD 62, 043511; Amendola L., Tocchini-Valentini D., 2002 PRD 66, 043528.
- [3] Bonometto S.A., Sassi G. & La Vacca G., 2012, arXiv:1206.2281 & JCAP08, 015 (2012); *Dark energy from dark radiation in strongly coupled cosmologies with no fine tuning*; Bonometto S.A. & Mainini R., 2014, arXiv:1311.6374 & JCAP03, 38, *Fluctuations in strongly coupled cosmologies*; Bonometto S.A., Mainini R. & Macció A.V., 2015, arXiv:1503.07875 & MNRAS 453, 1002 ; *Strongly Coupled Dark Energy Cosmologies: preserving LCDM success and easing low scale problems I - Linear theory revisited*; Macció A.V., Mainini R., Penzo C. & Bonometto S.A., 2015, arXiv:1612.05277 & MNRAS 453, 1371, *Strongly Coupled Dark Energy Cosmologies: preserving LCDM success and easing low scale problems II - Cosmological simulations*
- [4] Bonometto S.A., Mainini R. & Mezzetti M., 2017, arXiv , *Strongly Coupled Dark Energy with Warm dark matter vs. LCDM*.
- [5] Press W.H. & Schechter P., 1974, ApJ 187, 425, *Formation of Galaxies and Clusters of Galaxies by Self-Similar Gravitational Condensation*
- [6] R. Mainini, 2005, PRD 72, 083514 & arXiv:astro-ph/0509318, *Dark Matter-baryon segregation in the non-linear evolution of coupled Dark Energy model*; see also: R. Mainini & S.A. Bonometto, 2006, PRD 74, 043505 & arXiv:astro-ph/0605621, *Mass functions in coupled Dark Energy models*;
- [7] see, e.g., Carr B.J., Kohri K., Sendouda Y. & Yokoyama J., 2009, arXiv:0912.5297 & PRD 81, 104019, *New cosmological constraints on primordial black holes* and references therein.
- [8] Maccio' A.V., Quercellini C., Mainini R., Amendola L., Bonometto S.A., 2004, PRD 69, 123516, *N-body simulations for coupled dark energy: halo mass function and density profiles*; see also: M. Baldi, V. Pettorino, G. Robbers & V. Springel, 2010, MNRAS 403, 1684B, *Hydrodynamical N-body simulations of coupled dark energy cosmologies*.