

LETTER TO THE EDITOR

The long-period binary central stars of the planetary nebulae NGC 1514 and LoTr 5^{*}

D. Jones^{1,2}, H. Van Winckel³, A. Aller⁴, K. Exter^{3,5,6}, and O. De Marco^{7,8}

¹ Instituto de Astrofísica de Canarias, E-38205 La Laguna, Tenerife, Spain
e-mail: djones@iac.es

² Departamento de Astrofísica, Universidad de La Laguna, E-38206 La Laguna, Tenerife, Spain

³ Instituut voor Sterrenkunde, KU Leuven, Celestijnenlaan 200D bus 2401, 3001 Leuven, Belgium
e-mail: Hans.VanWinckel@ster.kuleuven.be

⁴ Departamento de Física y Astronomía, Facultad de Ciencias, Universidad de Valparaíso, Av. Gran Bretaña 1111, 5030 Casilla, Valparaíso, Chile

⁵ Herschel Science Centre, European Space Astronomy Centre, ESA, P.O.Box 78, Villanueva de la Cañada, Spain

⁶ ISDEFE, Beatriz de Bobadilla 3, 28040 Madrid, Spain

⁷ Department of Physics & Astronomy, Macquarie University, Sydney, NSW 2109, Australia

⁸ Astronomy, Astrophysics and Astrophotonics Research Centre, Macquarie University, Sydney, NSW 2109, Australia

Received February 27, 2017; accepted March 14, 2017

ABSTRACT

The importance of long-period binaries on the formation and evolution of planetary is still rather poorly understood, in part due to the lack of central star systems known to comprise such long-period binaries. Here, we report on the latest results from the ongoing Mercator-HERMES survey for variability in the central stars of planetary nebulae. We present a study of the central stars of NGC 1514, BD+30°623, the spectrum of which shows features associated with a hot nebular progenitor as well as a possible A-type companion. Cross-correlation of high-resolution HERMES spectra against synthetic spectra shows the system to be a highly eccentric ($e \sim 0.5$), double-lined binary with a period of ~ 3300 days. Previous studies indicated that the cool component might be a Horizontal Branch star of mass $\sim 0.55 M_{\odot}$ but the observed radial velocity amplitudes rule out such a low mass. Assuming the nebular symmetry axis and binary orbital plane are perpendicular, the data are more consistent with a post-main-sequence star ascending towards the Giant Branch. We also present the continued monitoring of the central star of LoTr 5, HD 112313, which has now completed one full cycle, allowing the orbital period ($P \sim 2700$ days) and eccentricity ($e \sim 0.3$) to be derived. To date, the orbital periods of BD+30°623 and HD 112313 are the longest to have been measured spectroscopically in the central stars of planetary nebulae. Furthermore, these systems, along with BD+33°2642, comprise the only spectroscopic wide-binary central stars currently known.

Key words. binaries: spectroscopic – stars: chemically peculiar – planetary nebulae: individual: LoTr5 – planetary nebulae: individual: NGC 1514 – techniques: radial velocities

1. Introduction

It is now clear that a binary pathway is responsible for a significant fraction of planetary nebulae (PNe), with approximately 20% of nebulae hosting detectable close-binary central stars (CSs; Miszalski et al. 2009a). Space-based observations, however, have indicated that the true close-binary fraction may, in fact, be much larger (De Marco et al. 2015). While the importance of such close binaries in forming axisymmetric PNe is now beyond question, the shaping influence of wider binaries (which avoid the common envelope phase; Ivanova et al. 2013; De Marco 2009) is still uncertain. Hydrodynamic simulations have demonstrated that the mass transfer from an Asymptotic Giant Branch (AGB) star to a companion in a wide-binary can be, under certain circumstances, greatly enhanced with respect to the simple Bondi-Hoyle-Lyttleton accretion rate with significant material also deposited into the orbital plane of the binary (Theuns et al. 1996). Even if the right conditions do not arise

and the accretion rate onto the companion is modest, simulations show that the focussing of the AGB wind by the companion should still cause a departure from spherical symmetry (e.g. Edgar et al. 2008). The results of these simulations would seem to indicate that wide-binaries can also have a significant influence on the morphology of any resulting PN, however there are so few PNe known to harbour wide binaries that it is particularly difficult to characterise their influence observationally.

Several extremely wide, visual binaries have been discovered using the Hubble Space Telescope (Ciardullo et al. 1999), however these systems are so wide that it is highly unlikely that there is significant interaction between the components of the central binary. A few wide systems have been discovered through the composite nature of the spectra of their CSs (e.g. Hen 2-172; Pereira et al. 2010), many of which show companion stars which have been contaminated by material transferred from the nebular progenitor while it was on the AGB (known as Barium stars due to the prominent presence of Barium lines in the spectrum of the contaminated companion; Bond et al. 2003; Miszalski et al. 2012; Miszalski et al. 2013). The morphologies of these systems do, indeed, seem to indicate that such wide binaries may have an important shaping influence on their host PNe, with

* Based on observations made with the Mercator Telescope, operated on the island of La Palma by the Flemish Community, at the Spanish Observatorio del Roque de los Muchachos of the Instituto de Astrofísica de Canarias.




Fig. 1. An image of NGC1514 produced using archival O[III] and H α +N[II] images taken with the Isaac Newton Telescope’s Wide Field Camera. The image measures 4.5’ \times 4.5’, North is up and East is left.

a prevalence for dense equatorial rings and bipolar structures (Tyndall et al. 2013) similar to those seen in the close binary population (Miszalski et al. 2009b). Based on studies of naked Barium stars (i.e. those which do not have PNe around them), these systems are expected to present orbital periods roughly in the range of 100-10000 days (e.g. Van der Swaelmen et al. 2017, and references therein). However, to date, only one wide-binary CS, BD+33°2642 (PN G052.7+50.7), has a confirmed orbital period (at 1105 ± 24 days) and, intriguingly, is not a Barium star (Van Winckel et al. 2014). De Marco et al. (2004) found that 10 out of a sample of 11 CSs (including BD+33°2642) monitored spectroscopically showed variable radial velocities, suggesting that there may be a significant population of, as yet undiscovered, long-period binary CSs.

Here, we present the results of the long-term radial velocity monitoring programme of PN CSs responsible for determining the orbital period of BD+33°2642. The survey employs the HERMES spectrograph (Raskin et al. 2011) mounted on the 1.2 m Mercator Telescope at the Observatorio del Roque de Los Muchachos on the Spanish island of La Palma. The programme has been running since the installation of HERMES in 2009 and takes advantage of the instrument’s high throughput, stability and spectral resolution to search for small amplitude radial velocity variations associated with long-period variables (Van Winckel 2015). Further details of the instrument operation and standardised data reduction for the programme can be found in Raskin et al. (2011) and Van Winckel et al. (2014).

This letter is organised as follows: Section 2 introduces NGC 1514 and the results related to its CS are found in Section 3. In Section 4, we present an update of the results presented in Van Winckel et al. (2014) on LoTr 5, before concluding in Section 5.

2. NGC 1514

The nebula NGC 1514 itself presents a highly complex structure with multiple shells (see figure 1; Chu et al. 1987). The outer shell appears more or less elliptical, while the inner region has a more complicated structure that has been interpreted as be-

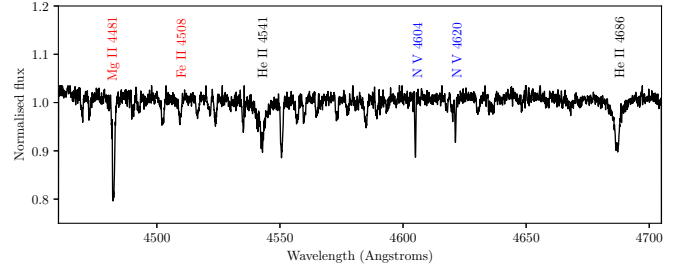


Fig. 2. An example subsection of a HERMES spectrum of BD+30°623 with selected features from both hot (blue) and cool (red) components marked. Marked in black are He II absorption features that may contain contributions from both components and were therefore masked off in the analysis.

ing “composed of numerous small bubbles” (Hajian et al. 1997). WISE imagery of the nebula revealed the presence of a pair of axisymmetric rings dominated by dust emission (Ressler et al. 2010), bearing striking resemblance to the symbiotic nebula Hen 2-104 (the Southern Crab; Santander-García et al. 2008). Such structures are considered to be a natural product of binary interactions (Sahai et al. 1999; Soker & Rappaport 2000), leading Ressler et al. (2010) to conclude that NGC 1514 must have been formed by an interacting binary system.

The CS of NGC 1514, BD+30°623, was first identified as displaying a composite spectrum by Kohoutek (1967), with the analysis of Kohoutek & Hekela (1967) finding the two components to be an A-type main sequence star and a blue subdwarf (sdO, assumed to be the nebular progenitor). The more detailed analysis of Aller et al. (2015) found the spectrum of the hot component to be consistent with an sdO classification and the cool component to be an A0-type star likely in a Horizontal Branch (HB) evolutionary phase, although the possibility that the star is a more massive post-main-sequence (post-MS) star could not be ruled out (see also Méndez et al. 2016). Montez et al. (2015) showed the CS to be a compact source of X-rays, the potential origin of which they were unable to constrain. However, the emission could arise from coronal activity of the secondary, more consistent with a post-MS evolutionary status.

Repeated efforts to monitor the CS system, both photometrically and spectroscopically, for signs of variability associated with binarity have not borne fruit - most conclusively Méndez et al. (2016) obtained high-resolution spectra over a time-span of 500 days showing no appreciable variation in radial velocity for either component. Furthermore, in addition to being stable over the course of the observations, the two components presented radial velocities which differ from one another by approximately 13 km s^{-1} , where the radial velocity of the hot component is consistent with the weighted mean of literature measurements for the radial velocity of the nebula (there is significant variation in values in the literature, possibly indicating that this may not be completely reliable; Schneider et al. 1983). As a result, Méndez et al. (2016) concluded that the two components are, in fact, not related and merely a near-perfect chance alignment.

3. Analysis of NGC1514

Radial velocities of the two components of the CS of NGC 1514, BD+30°623, were derived via cross-correlation of 143 spectra (an example of which is shown in Figure 2), obtained over a

time-span of nearly 2711 days, with synthetic spectra produced individually for each component. For the cool component, the synthetic spectrum fit from Aller et al. (2015) was used, while for the hot component a synthetic spectrum with identical parameters to those of Aller et al. (2015), but with solar abundances (their spectrum includes only H and He), was produced using the TMAP package (Werner et al. 2003). Regions containing lines with strong nebular contamination (i.e. Balmer lines, O[III] at 4959 and 5007Å) or which could present contributions from either component (i.e. He II 4541Å) were masked off in order to avoid contamination in the resulting cross-correlation functions. The resulting radial velocity variations are plotted in Figure 3, clearly demonstrating a long-term variability due to a highly eccentric binary. From the figure, it is easy to see why Méndez et al. (2016) found no evidence of orbital motion in their data given the change in radial velocity for both components is of order 1 km s^{-1} during time-span of their observations (grey shaded area in Figure 3). Indeed, over those dates, our observations agree well with the confidence ranges (the dark grey shaded areas in Figure 3) for the radial velocities of each component given by Méndez et al. (2016).

An orbital solution was derived through simultaneous fitting of both radial velocity curves, with the resulting parameters listed in Table 1. The fits are also shown overlaid on the radial velocity data in Figure 3, from which one can appreciate the quality of the fit to the hot component. The cool component, however, is not so well fit. Fitting to the measured radial velocities of the cool component alone results in a greater eccentricity value (~ 0.8), lower systemic velocity ($\sim 48 \text{ km s}^{-1}$) and larger amplitude ($\sim 7 \text{ km s}^{-1}$) compared to those values determined by simultaneous fitting of both curves. However, the overall fit to the cool component's radial velocity curve does not improve greatly and the values listed in Table 1 lie comfortably within 1σ of the values derived from fitting the cool component independently. The poor fit and general scatter of the points is almost certainly attributable to the rotational velocity of the star which, while not extreme ($\sim 40 \text{ km s}^{-1}$; Greenstein 1972), is much larger than the amplitude of the orbital motion.

Aller et al. (2015) found that the cool A-type component could be either on the HB with mass $\sim 0.55 M_{\odot}$ or, alternatively, a post-MS star with mass $\sim 3 M_{\odot}$. While the observed radial velocity amplitude ratio (and therefore mass ratio) of the SB2 binary has a large uncertainty, mainly due to the large scatter in the velocities of the cool component, we can safely state that the mass ratio, q , is ≥ 2 . Such a mass ratio effectively rules out the HB scenario irrespective of the possible mass of the hot component. However, the masses of both components can be estimated by assuming that the orbital plane lies perpendicular to the nebular symmetry axis, as predicted by PN shaping models and observed in close binary CSs Hillwig et al. (2016). Ressler et al. (2010) determine a nebular inclination of 59° (i.e. a 31° inclination for the binary) which, when combined with the radial velocity amplitudes and measured eccentricity, implies a mass of $2.3 \pm 0.8 M_{\odot}$ for the cool secondary (not consistent with the HB scenario). The mass for the hot primary is found to be $0.9 \pm 0.7 M_{\odot}$, greater than a typical sdO star mass but still well within 1σ .

4. Update on LoTr 5

Van Winckel et al. (2014) presented the first detections of orbital motion due to a long-period binary CS, with the detections of variability in BD+33°2642 and LoTr 5. At that time the data for LoTr 5 showed only a slow decline of $\sim 10 \text{ km s}^{-1}$ over a time-span of 1807 days. Monitoring of the CS of LoTr 5 (HD 112313)

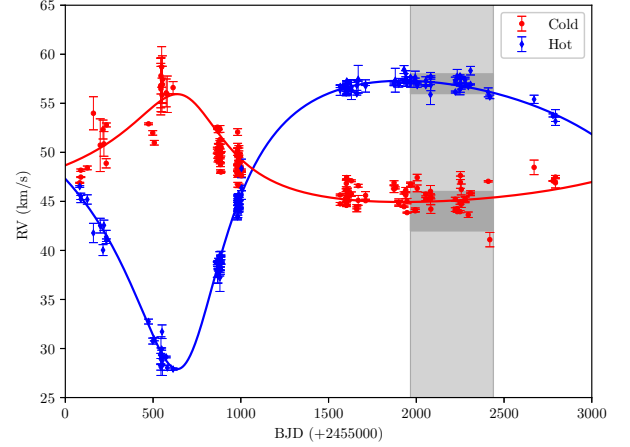


Fig. 3. Radial velocity curves of the hot and cool components of BD+30°623. The light grey shaded region marks the time coverage of the study of Méndez et al. (2016), while the dark grey regions enclose their confidence limits for the radial velocities of the two components.

Table 1. Table of fitted parameters and uncertainties (derived using a Markov Chain Monte Carlo process) for BD+30°623 (NGC 1514)

Parameter	Hot	Cool
$K \text{ (km s}^{-1}\text{)}$	14.7 ± 0.1	5.5 ± 2.0
Period (days)	3306 ± 60	
Eccentricity	0.46 ± 0.11	
Systemic velocity, $\gamma \text{ (km s}^{-1}\text{)}$	48.7 ± 0.5	
$q \equiv \frac{M_{\text{Cool}}}{M_{\text{Hot}}}$		$2.7^{+1.6}_{-0.7}$

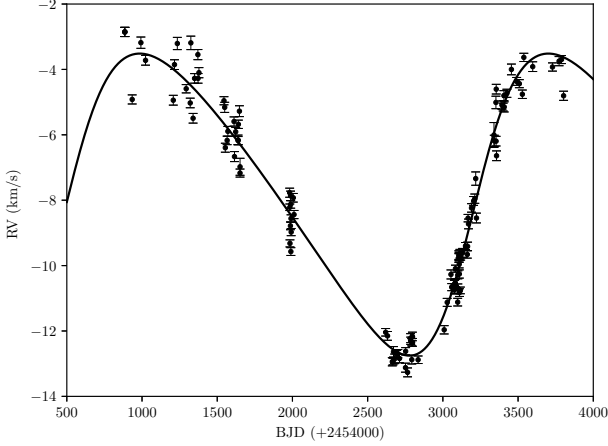
has continued as part of the Mercator-HERMES programme and has now covered an entire orbital period. The now-complete radial velocity curve, obtained using the same methodology as that of Van Winckel et al. (2014), is shown in Figure 4 along with a fit to the orbital solution (the parameters of which are listed in Table 2). We do not find any evidence of the second component reported by Jasiewicz et al. (1987), neither directly in our spectra or at the reported velocity amplitudes ($K=40 \text{ km s}^{-1}$) in our cross-correlation functions.

The primary mass function, $f(m_1)$, of HD 112313 is found to be $0.025 \pm 0.003 M_{\odot}$, lower than that estimated by Van Winckel et al. (2014), as their estimation assumed a circular orbit). However, the apparent inconsistency with the nebular inclination as derived by Graham et al. (2004) still persists given that, at that inclination ($i = 17^{\circ}$) and for any reasonable value of the mass of the G-type secondary component (i.e. $1 M_{\odot}$), the mass of the primary component would still be in excess of $2 M_{\odot}$. As the central white dwarf cannot have such a high mass (greater than the Chandrasekhar mass), only a few conclusions are possible:

- The inclination derived by Graham et al. (2004) is incorrect. As the determination of primary mass is highly dependent on the inclination (to the third power), a small error in the inclination could resolve the issue (for example, at inclinations $> 23^{\circ}$ the mass of the primary would be $< 1.4 M_{\odot}$).

Table 2. Table of fitted parameters and uncertainties (derived using a Markov Chain Monte Carlo process) for HD 112313 (LoTr 5)

Parameter	Value
K (km s ⁻¹)	4.6±0.1
Period (days)	2717±63
Eccentricity	0.26±0.02
Systemic velocity, γ (km s ⁻¹)	-7.9±0.1

**Fig. 4.** Radial velocity curve of HD 112313 (PN LoTr 5).

- The nebular waist is not coplanar with the binary plane, at odds with the results from PNe with close-binary CSs which are found to always be coplanar (Hillwig et al. 2016).
- The system is a hierarchical triple where the central white dwarf actually forms part of a close binary, the total mass of which is $\geq 2 M_{\odot}$. The spectral non-detection of a solar mass close-binary companion as well as stability considerations throughout the system’s evolution question the likelihood of this conclusion.

5. Conclusions

We present derivations of the orbital periods of the CSs of NGC 1514 and LoTr 5 (the latter of which was shown to be variable in a previous paper; Van Winckel et al. 2014) which are now the longest known orbital period CSs, to date.

The CS of NGC 1514, BD+30°623, has long been known to present a composite spectrum with features attributable to a hot sdO star (assumed to be the nebular progenitor) and a cooler A0-type star. Previously radial velocity studies, including the long-term (~ 1 year) monitoring of Méndez et al. (2016), failed to find clear signs of variability, with some authors even going so far as to claim that the two stars are unrelated (Méndez et al. 2016). Given the ~ 9 year orbital period and high ($e \sim 0.5$) eccentricity, it is no surprise that previous studies have failed to see signs of orbital motion, let alone derive the orbital period - highlighting the importance of extremely long-term (\sim years) monitoring programmes (Van Winckel 2015). Previous studies of the system presented two different scenarios for the A0 component of the composite spectrum, a low mass HB star or a more massive post-MS star (Aller et al. 2015). The amplitudes of the radial velocity curves rule out the HB scenario, while adopting

the nebular inclination provides rough mass estimates for both components of $M_{\text{Hot}} \sim 0.9 M_{\odot}$ and $M_{\text{Cool}} \sim 2.3 M_{\odot}$.

The CS of LoTr 5, HD 112313, was demonstrated in a previous paper to show radial velocity variability associated with binarity (Van Winckel et al. 2014), but a full orbit had not yet been covered. With the addition of new data, the full orbit has now been sampled allowing the derivation of the orbital parameters, showing HD 112313 to have an eccentricity of ~ 0.3 and an orbital period of ~ 8 years. Providing the inclination is indeed 17° (i.e. perpendicular to the nebular symmetry axis; Graham et al. 2004), the mass function of the primary implies an impossibly high white dwarf mass ($> 1.4 M_{\odot}$). This may be an indication that the binary system is not coplanar with the waist of the nebula or, perhaps more likely, the previous determination of the nebular inclination is incorrect. Alternatively, the system may be a hierarchical triple where the observed G-type star is in wide orbit around a binary system comprised of the nebular progenitor and a close companion of mass $\sim 1.5 M_{\odot}$. We encourage further study of both the nebula and its CS to evaluate these scenarios.

Acknowledgements. Based on observations obtained with the HERMES spectrograph, which is supported by the Fund for Scientific Research of Flanders (FWO), Belgium, the Research Council of KU Leuven, Belgium, the Fonds National de la Recherche Scientifique (FNRS), Belgium, the Royal Observatory of Belgium, the Observatoire de Genève, Switzerland and the Thüringer Landessternwarte Tautenburg, Germany. The Mercator telescope is operated thanks to grant number G.0C31.13 of the FWO under the “Big Science” initiative of the Flemish government. H.V.W. acknowledges support from The Research Council of the KU Leuven under grant number GOA/2013/012. The authors want to thank all observers of the HERMES consortium institutes (KU Leuven, ULB, Royal Observatory, Belgium, and Sternwarte Tautenburg, Germany), who contributed to this monitoring programme. This paper makes use of data obtained from the Isaac Newton Group Archive which is maintained as part of the CASU Astronomical Data Centre at the Institute of Astronomy, Cambridge. The TMAW tool (<http://astro.uni-tuebingen.de/~TMAW>) used for this paper was constructed as part of the activities of the German Astrophysical Virtual Observatory.

References

- Aller, A., Montesinos, B., Miranda, L. F., Solano, E., & Ulla, A. 2015, *MNRAS*, 448, 2822
- Bond, H. E., Pollacco, D. L., & Webbink, R. F. 2003, *AJ*, 125, 260
- Chu, Y. H., Jacoby, G. H., & Arendt, R. 1987, *ApJS*, 64, 529
- Ciardullo, R., Bond, H. E., Sipior, M. S., et al. 1999, *AJ*, 118, 488
- De Marco, O. 2009, *PASP*, 121, 316
- De Marco, O., Bond, H. E., Harmer, D., & Fleming, A. J. 2004, *ApJL*, 602, L93
- De Marco, O., Long, J., Jacoby, G. H., et al. 2015, *MNRAS*, 448, 3587
- Edgar, R. G., Nordhaus, J., Blackman, E. G., & Frank, A. 2008, *ApJL*, 675, L101
- Graham, M. F., Meaburn, J., López, J. A., Harman, D. J., & Holloway, A. J. 2004, *MNRAS*, 347, 1370
- Greenstein, J. L. 1972, *ApJ*, 173, 367
- Hajian, A. R., Frank, A., Balick, B., & Terzian, Y. 1997, *ApJ*, 477, 226
- Hillwig, T. C., Jones, D., Marco, O. D., et al. 2016, *The Astrophysical Journal*, 832, 125
- Ivanova, N., Justham, S., Chen, X., et al. 2013, *A&ARv*, 21, 59
- Jasniewicz, G., Duquenois, A., & Acker, A. 1987, *A&A*, 180, 145
- Kohoutek, L. 1967, *Bulletin of the Astronomical Institutes of Czechoslovakia*, 18, 103
- Kohoutek, L. & Hekela, J. 1967, *Bulletin of the Astronomical Institutes of Czechoslovakia*, 18, 203
- Méndez, R. H., Kudritzki, R.-P., & Urbaneja, M. A. 2016, *ApJ*, 829, 73
- Miszalski, B., Acker, A., Moffat, A. F. J., Parker, Q. A., & Udalski, A. 2009a, *A&A*, 496, 813
- Miszalski, B., Acker, A., Parker, Q. A., & Moffat, A. F. J. 2009b, *A&A*, 505, 249
- Miszalski, B., Boffin, H. M. J., Frew, D. J., et al. 2012, *MNRAS*, 419, 39
- Miszalski, B., Boffin, H. M. J., Jones, D., et al. 2013, *MNRAS*
- Montez, Jr., R., Kastner, J. H., Balick, B., et al. 2015, *ApJ*, 800, 8
- Pereira, C. B., Baella, N. O., Daflon, S., & Miranda, L. F. 2010, *A&A*, 509, A13
- Raskin, G., van Winckel, H., Hensberge, H., et al. 2011, *A&A*, 526, A69
- Ressler, M. E., Cohen, M., Wachter, S., et al. 2010, *AJ*, 140, 1882
- Sahai, R., Dayal, A., Watson, A. M., et al. 1999, *AJ*, 118, 468

- Santander-García, M., Corradi, R. L. M., Mampaso, A., et al. 2008, *A&A*, 485, 117
- Schneider, S. E., Terzian, Y., Purgathofer, A., & Perinotto, M. 1983, *ApJS*, 52, 399
- Soker, N. & Rappaport, S. 2000, *ApJ*, 538, 241
- Theuns, T., Boffin, H. M. J., & Jorissen, A. 1996, *MNRAS*, 280, 1264
- Tyndall, A. A., Jones, D., Boffin, H. M. J., et al. 2013, *MNRAS*, 436, 2082
- Van der Swaelmen, M., Boffin, H. M. J., Jorissen, A., & Van Eck, S. 2017, *A&A*, 597, A68
- Van Winckel, H. 2015, in *EAS Publications Series*, Vol. 71, *EAS Publications Series*, 121–126
- Van Winckel, H., Jorissen, A., Exter, K., et al. 2014, *A&A*, 563, L10
- Werner, K., Deetjen, J. L., Dreizler, S., et al. 2003, in *Astronomical Society of the Pacific Conference Series*, Vol. 288, *Stellar Atmosphere Modeling*, ed. I. Hubeny, D. Mihalas, & K. Werner, 31