

LHC constraints on color octet scalars

Alper Hayreter^{1*}, German Valencia^{2†}

¹*Department of Natural and Mathematical Sciences,
Ozyegin University, 34794 Istanbul Turkey.*

²*School of Physics and Astronomy,
Monash University, Wellington Road,
Melbourne, Victoria 3800, Australia*

(Dated: May 18, 2022)

Abstract

We extract constraints on the parameter space of the MW model by comparing the cross-sections for dijet, top-pair, dijet-pair, $t\bar{t}t\bar{t}$ and $b\bar{b}b\bar{b}$ productions at the LHC with the strongest available experimental limits from ATLAS or CMS at 8 or 13 TeV. Overall we find that masses below 1 TeV have not been excluded for color octet scalars as it is often claimed in the literature. The constraints that can be placed on coupling constants are typically weaker than those from existing theoretical considerations, with the exception of the parameter η_D .

* Electronic address: alper.hayreter@ozyegin.edu.tr

† Electronic address: German.Valencia@monash.edu

I. INTRODUCTION

The search for new physics at the LHC has covered enormous ground so far, constraining the parameters of many possible new particles that appear in a variety of extensions of the standard model (SM). There are still exceptions, models that have not been carefully confronted with the LHC data, amongst them an extension of the scalar sector of the SM with a color octet electroweak doublet scalar. This model was introduced some time ago by Manohar and Wise (MW) [1], and it is motivated by minimal flavor violation [1].

There are several phenomenological papers concerning LHC studies of the MW model available, but all of them predate the LHC. The original MW paper already gave analytic expressions for the pair production of the new scalars through the dominant gluon fusion channel, finding production cross-sections that vary many orders of magnitude, between 50 fb and 10^{-3} fb for M_S between 1 and 3 TeV respectively at LHC14 [1]. Shortly after, Gresham and Wise considered the production of a single neutral scalar, a one loop process similar to the production of the Higgs boson, which becomes dominant over the two scalar production at around 1 TeV [2]. Gerbush *et al* [3] considered pair production of scalars leading to final states with four heavy quarks (top or bottom) at the LHC concluding that discovery would be possible for masses up to about a TeV. Finally Arnold and Fornal considered constraints that can be imposed by studying high p_T four-jet events at LHC [4], and concluded that 10 fb^{-1} would be enough to discover a scalar as heavy as 1.5 TeV at LHC14.

In this paper we partially address the existing gap in the extraction of LHC constraints for the MW model by comparing the cross section for production of a single neutral scalar and a pair of neutral scalars to limits obtained by ATLAS and CMS in the dijet, top-pair, dijet-pair, $t\bar{t}t\bar{t}$ and $b\bar{b}b\bar{b}$ channels. We defer the study of charged scalar production and their different decay modes to a future publication. We restrict this paper to a parton-level study because its main weakness, not knowing the relevant acceptance of LHC detectors, can only be addressed by the experimental collaborations. For this reason, the constraints we obtain will be stronger than is actually possible.

A similar study for pseudo-scalar color octets, common to composite Higgs models, exists in the literature [5].

II. THE MODEL

The MW model contains many new parameters, several of which have been studied phenomenologically before. In particular the new color octet scalars can have a large effect on loop level Higgs production and decay [1] and this has resulted in multiple studies of one-loop effective Higgs couplings [6–11]. They are also constrained by precision electroweak measurements [1, 2, 12], flavor physics [13–15], unitarity and vacuum stability [16–19] and other LHC processes [3, 4, 20, 21].

In the MW model, the new field S transforms as $(8, 2, 1/2)$ under the SM gauge group $SU(3)_C \times SU(2)_L \times U(1)_Y$ and this gives rise to the gauge interactions responsible for its pair production at the LHC. Numerous new couplings appear in the self-interactions of the scalars as well as in the Yukawa couplings to fermions. The latter are restricted by minimal flavor violation to two complex numbers [1],

$$\mathcal{L}_Y = -\eta_U e^{i\alpha_U} g_{ij}^U \bar{u}_{Ri} T^A Q_j S^A - \eta_D e^{i\alpha_D} g_{ij}^D \bar{d}_{Ri} T^A Q_j S^{\dagger A} + h.c., \quad (1)$$

where Q_i are left-handed quark doublets, $S = S^a T^a$ ($a = 1, \dots, 8$) and the $SU(3)$ generators are normalized as $\text{Tr}(T^a T^b) = \delta^{ab}/2$. The matrices $g_{ij}^{U,D}$ are the same as the Higgs couplings to quarks, and $\eta_{U,D}$ along with their phases $\alpha_{U,D}$, are new overall factors. Non-zero phases signal CP violation beyond the SM and contribute for example to the EDM and CEDM of quarks [1, 12, 15, 20].

The most general renormalizable scalar potential is given in Ref. [1] and contains several terms. Of these, our study will only depend on the following (with $v \sim 246$ GeV the usual Higgs vacuum expectation value)

$$V = \lambda \left(H^{\dagger i} H_i - \frac{v^2}{2} \right)^2 + 2m_s^2 \text{Tr} S^{\dagger i} S_i + \lambda_1 H^{\dagger i} H_i \text{Tr} S^{\dagger j} S_j + \lambda_2 H^{\dagger i} H_j \text{Tr} S^{\dagger j} S_i \\ + (\lambda_3 H^{\dagger i} H^{\dagger j} \text{Tr} S_i S_j + \lambda_4 e^{i\phi_4} H^{\dagger i} \text{Tr} S^{\dagger j} S_j S_i + \lambda_5 e^{i\phi_5} H^{\dagger i} \text{Tr} S^{\dagger j} S_i S_j + \text{h.c.}) \quad (2)$$

The number of parameters in Eq.(2) can be reduced for our study as follows: first λ_3 can be chosen to be real by a suitable definition of S ; then custodial $SU(2)$ symmetry can be invoked to introduce the relations $2\lambda_3 = \lambda_2$ (and hence $M_{S^+} = M_{S^0}$) [1] and $\lambda_4 = \lambda_5^*$ [12]; and finally, requiring CP conservation removes all the phases, α_U , α_D , and ϕ_4 .

After symmetry breaking, the non-zero vev of the Higgs field in Eq.(2) gives the physical h its usual mass $m_H^2 = 2\lambda v^2$, and in addition it splits the octet scalar masses as,

$$m_{S^\pm}^2 = m_S^2 + \lambda_1 \frac{v^2}{4}, \quad m_{S_{R,I}^0}^2 = m_S^2 + (\lambda_1 + \lambda_2 \pm 2\lambda_3) \frac{v^2}{4}, \quad (3)$$

These relations, combined with the use of custodial and CP symmetries result in the following independent input parameters:

$$M_{S_R}, \lambda_2, \lambda_4, \eta_U, \eta_D \quad (4)$$

The parameter λ_2 controls the split between the two neutral resonances $S_{I,R}$ and the parameter λ_4 controls the strength of scalar loop contributions to single neutral scalar production through gluon fusion. The parameters $\eta_{U,D}$ control respectively the strength of the S_{tt} and S_{bb} interactions.

Under the above assumptions, the effective one-loop coupling Sgg can be written in terms of two factors $F_{R,I}$ as,

$$\mathcal{L}_{Sgg} = F_R G_{\mu\nu}^A G^{B\mu\nu} d^{ABC} S_R^{C0} + F_I \tilde{G}_{\mu\nu}^A G^{B\mu\nu} d^{ABC} S_I^{C0}, \quad (5)$$

where $G_{\mu\nu}^A$ is the gluon field strength tensor and $\tilde{G}^{A\mu\nu} = (1/2)\epsilon^{\mu\nu\alpha\beta}G_{\alpha\beta}^A$.

At one-loop level these factors receive their main contributions from top-quark and scalar loops and are given by [2]

$$\begin{aligned} F_R &= (\sqrt{2}G_F)^{1/2} \frac{\alpha_s}{8\pi} \left[\eta_U I_q \left(\frac{m_t^2}{m_R^2} \right) + \eta_D I_q \left(\frac{m_b^2}{m_R^2} \right) \right. \\ &\quad \left. - \frac{9}{4} \frac{v^2}{m_R^2} \lambda_4 \left(I_s(1) + I_s \left(\frac{m_I^2}{m_R^2} \right) \right) \right], \\ F_I &= (\sqrt{2}G_F)^{1/2} \frac{\alpha_s}{8\pi} \frac{1}{2} \left[\frac{m_t^2}{m_I^2} \eta_U f \left(\frac{m_t^2}{m_I^2} \right) + \frac{m_b^2}{m_I^2} \eta_D f \left(\frac{m_b^2}{m_I^2} \right) \right]. \end{aligned} \quad (6)$$

We have already simplified Eq. 6 with the relations $\lambda_5 = \lambda_4$, $m^\pm = m_I$, and we have allowed for the mass m_R , to be different from m_I through λ_2 as discussed above. Throughout the calculation, the scalars S_R and S_I (when not in a loop), are taken to be on-shell, in keeping with the narrow width approximation. The loop functions $I_{q,s}$ and f are well known and given by:

$$\begin{aligned} I_q(z) &= 2z + z(4z - 1)f(z), \quad I_s(z) = -z(1 + 2zf(z)), \\ f(z) &= \frac{1}{2} \left(\ln \left(\frac{1 + \sqrt{1 - 4z}}{1 - \sqrt{1 - 4z}} \right) - i\pi \right)^2 \quad \text{for } z < 1/4 \\ &= -2 \left(\arcsin \left(\frac{1}{2\sqrt{z}} \right) \right)^2 \quad \text{for } z > 1/4. \end{aligned} \quad (7)$$

From this it follows that the top-quark contribution starts as large as $I_q(1/4) = 1/2$ for a resonance with twice the top-quark mass, and goes to zero as $m_S \gg m_t$. Additionally, the factor $I_s(1) = \pi^2/9 - 1$, generates some suppression in contributions from scalar loops relative to top-quark loops. For this reason only relatively large values of λ_4 make a significant contribution to single scalar production. We have also included the bottom-quark loop, which is important only for regions of parameter space where $|\eta_D| \gg |\eta_U|$. This situation is completely analogous to Higgs production in type II two Higgs doublet models where the b quark contribution is important for $\tan \beta \gg 1$. We will consider this case for the dijet final state study.

III. CONFRONTING LHC SEARCHES

An early paper constraining new particles at the LHC introduced several benchmarks [22], including a color octet scalar S , that have since been pursued by both ATLAS [23] and CMS [24]. Both these studies appear to rule out the new color octet scalars with masses up to 3 TeV. Unfortunately, the original benchmark does not cover interesting possibilities for additional color octet scalars like the MW model. This can be easily seen from their coupling to two gluons, $F_R = g_s \frac{\kappa_S}{\Lambda_S}$, which has been used with $\kappa_S = 1/\sqrt{2}$ in the CMS study. Comparing this to F_R in Eq.(6), one sees that realistic couplings in the MW model result in cross-sections that are three orders of magnitude below the benchmark.

To proceed with our numerical study we implement the Lagrangian of Eq.(1) and Eq.(6) in FEYNRULES [25, 26] to generate a Universal Feynrules Output (UFO) file, and then feed this UFO file into MG5_aMC@NLO [27]. To extract constraints on the parameters of the new resonances we will compare our predicted cross-sections times branching ratios with existing LHC studies. We divide our study according to the different channels that dominate different regions of parameter space. We will use in particular the following channels: two jets; top pairs; four jets; four top-quarks; and four bottom quarks.

We illustrate all cases with production and decay of S_R or $S_R S_R$ but the limits are identical for $S_I S_I$ and similar for S_I provided we prevent the decays $S_{R,I} \rightarrow S^\pm W^\mp j$ (which is done by a choice of λ_2). If those decays are allowed, different limits apply from channels involving final state leptons which we do not consider in this paper. In the limit of CP conservation that we consider here, the S_I is a pseudo-scalar and therefore its gluon fusion production mechanism is a bit different from S_R , being independent of λ_4 .

A. Search for resonances in dijets at LHC

This channel has been studied before in the context of the MW model for the Tevatron. A comparison with the dijet cross-section at the Tevatron revealed that signatures from the MW model are orders of magnitude below the QCD background and no constraint emerged for masses below 350 GeV with $\lambda_4 = \lambda_5$ as large as 10 [12]. Existing LHC searches that can be used to compare the MW model with the two jets channel are: ATLAS-8 TeV [23], ATLAS-13 TeV [28], CMS-8 TeV [29], CMS-13 TeV [30]. For example, ATLAS used its 8 TeV data to conclude that color octet scalars are ruled out below 2.8 TeV [23], but as explained above, their benchmark color octet model, that of Ref. [22], results in cross-sections many orders of magnitude larger than the MW model.

The dijet decay mode is dominant when one of the two neutral color octet resonances S_R or S_I is kinematically suppressed from decaying to the charged one through processes of the form $S_{R,I} \rightarrow S^\pm W^\mp j$, and its decay into top quark pairs is suppressed due to a small parameter η_U (we will assume the mass is above threshold for top-pair production). Under these conditions the dominant decay rate is into two jets. We illustrate this scenario with the choices: $\eta_U = 0$, which makes $B(S_R \rightarrow t\bar{t}) \rightarrow 0$; and $\lambda_2 = -5$, which places the mass, $M_{S_I} = M_{S^\pm}$ above M_{S_R} . The decay of S_R in this case is almost 100% into two jets, with the dominant channels being $b\bar{b}$ and $g g$ as illustrated in Figure 1. The left panel on Figure 1 corresponds to $\eta_D = 10$ where the resonance couples most strongly to $b\bar{b}$ pairs. This coupling is weak enough that the resonance width does not exceed $\Gamma/M \lesssim 10^{-3}$, a very narrow resonance which we compare to the experimental curve that assumes a width set at the detector resolution. This figure illustrates the dependence on λ_4 , showing it is almost symmetric but with a slight enhancement (from constructive interference between quark and scalar loops) for negative values of λ_4 . For this reason we will

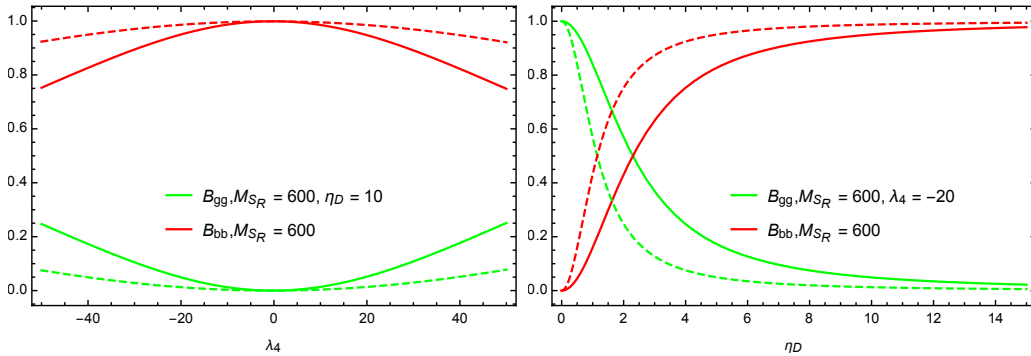


FIG. 1: Branching ratio for the dominant decay modes of S_R with the parameters $\eta_U = 0$, $\lambda_2 = -5$. The solid lines are for $M_{S_R} = 600$ GeV and the dashed lines are for $M_{S_R} = 1200$ GeV. The higher (red) curves are for $B(S_R \rightarrow b\bar{b})$ and the lower (green) curves for $B(S_R \rightarrow gg)$. The panel on the left is for the case $\eta_D = 10$ whereas the panel on the right is for $\lambda_4 = -20$.

show negative values of λ_4 in what follows, but remind the reader that results are almost identical for the corresponding positive values of λ_4 .

The panel on the right in Figure 1 explores the dependence on η_D for a fixed value $\lambda_4 = -20$. We see how the dominant decay mode turns from gg to $b\bar{b}$ for values of η_D in the 2 – 4 range. In this case Γ/M can reach the percent level for $\eta_D \gtrsim 30$.

The most restrictive data available for this channel comes from 13 TeV and we use it to extract bounds in Figure 2. The figure on the upper left panel, covers a resonance mass up to 1.6 TeV, and is best explored by CMS. We have fixed $\eta_D = 10$ and present results for different values of λ_4 . To compare with the CMS limits we show their results for resonances produced by (light) $q\bar{q}$ and gg with 12.9 fb^{-1} at 13 TeV [31]. Figure 1 suggests that this type of resonance would be dominantly produced by a $b\bar{b}$ initial state so that it doesn't match either of the two cases explicitly considered by CMS. For example, with $\lambda_4 = -10$ and $M_{S_R} = 600 \text{ GeV}$, production from $b\bar{b}$ accounts for 98.7% of the cross-section, with only about 1.1% originating in gluon fusion. For $\lambda_4 = -30$, the contribution from gluon fusion has increased to about 10%.

From this comparison we conclude that for values of $\lambda_4 \lesssim 13$, its perturbative unitarity bound [17], the cross-sections are too small for the LHC to place any meaningful limit. The figure also shows that the resonance mass is constrained to be larger than about $650 \sim 800$ GeV for larger values of λ_4 , when we ignore the perturbative unitarity constraint.

In the upper right panel we repeat the exercise using the results available for a higher range of resonance mass. We show two experimental curves, first the ATLAS result with 15.7 fb^{-1} [28] for a hypothetical resonance with a Gaussian distribution and a width set at the detector resolution (2-3% of the mass). The second curve is the CMS result with 2.4 fb^{-1} also at 13 TeV for a quark-quark type resonance [30].

We see that the high energy region does not yet constrain this set of parameters.

On the bottom panels we repeat the comparisons, but this time we fix $\lambda_4 = -20$ (somewhat over its perturbative unitarity limit) and vary η_D . The lower energy region shown on the left panel indicates that resonances with $m_S \lesssim 650$ GeV are excluded for values of $10 < |\eta_D| < 50$. Pushing λ_4 to -50 (much higher than its perturbative bound) pushes the lower bound on the octet mass to around 1.3 TeV.

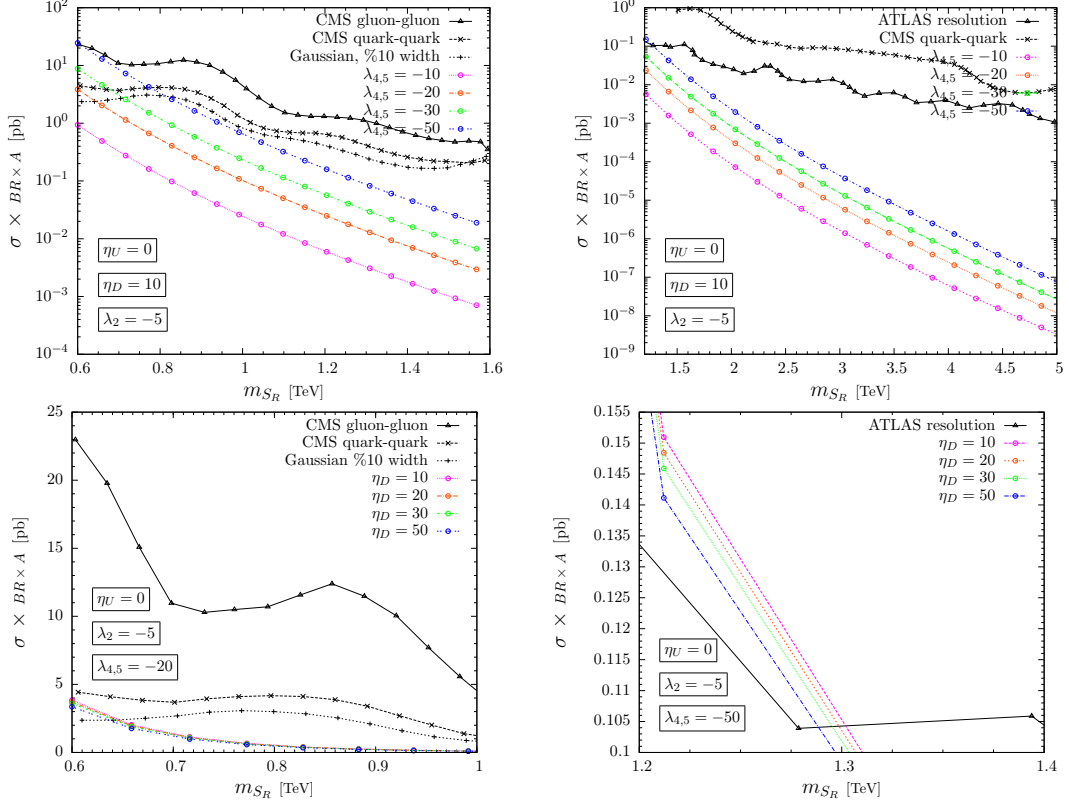


FIG. 2: The panels on the left compare production of octet scalars (S_R) and their decays into 2 jets in the low mass region with CMS 13TeV preliminary results [31]. The panels on the right correspond to the high mass region and they are compared also with the ATLAS 13TeV preliminary results [28].

B. Search for resonances in top-pair production at LHC

A comparison with Tevatron cross-sections in the mass range $350 - 1000$ GeV found that this model could have a large enough cross-section to be relevant for $\lambda_4 = \lambda_5 \sim 75$ which is well beyond the perturbative unitarity bound [12]. In this section we use LHC data from ATLAS with 20.3 fb^{-1} at 8 TeV [32] and from CMS with 2.6 fb^{-1} at 13 TeV [33, 34] to obtain limits from top-pair production. Once the resonance mass is above the top-pair threshold, its branching ratio into $t\bar{t}$ will be completely dominant if we suppress decays into Wj or Zj by choosing $\lambda_2 = -5$ as in the two-jet case and if η_U is of order one. We perform two comparisons with

data, in the first one we set $\eta_U = 1$ and explore the sensitivity to λ_4 and in the second one we set $\lambda_4 = -10$ and explore the sensitivity to η_U . The $B(S \rightarrow t\bar{t})$ is at least 95% for all of the parameters studied (with the second most dominant decay mode being two gluons), and the width of the resonance is close to 1% of its mass for $\eta_U = 1$ but grows to about 70% by the time $\eta_U = 10$ so we do not consider any larger values. The value of η_D is set to 0 for illustration but it is irrelevant for this channel.

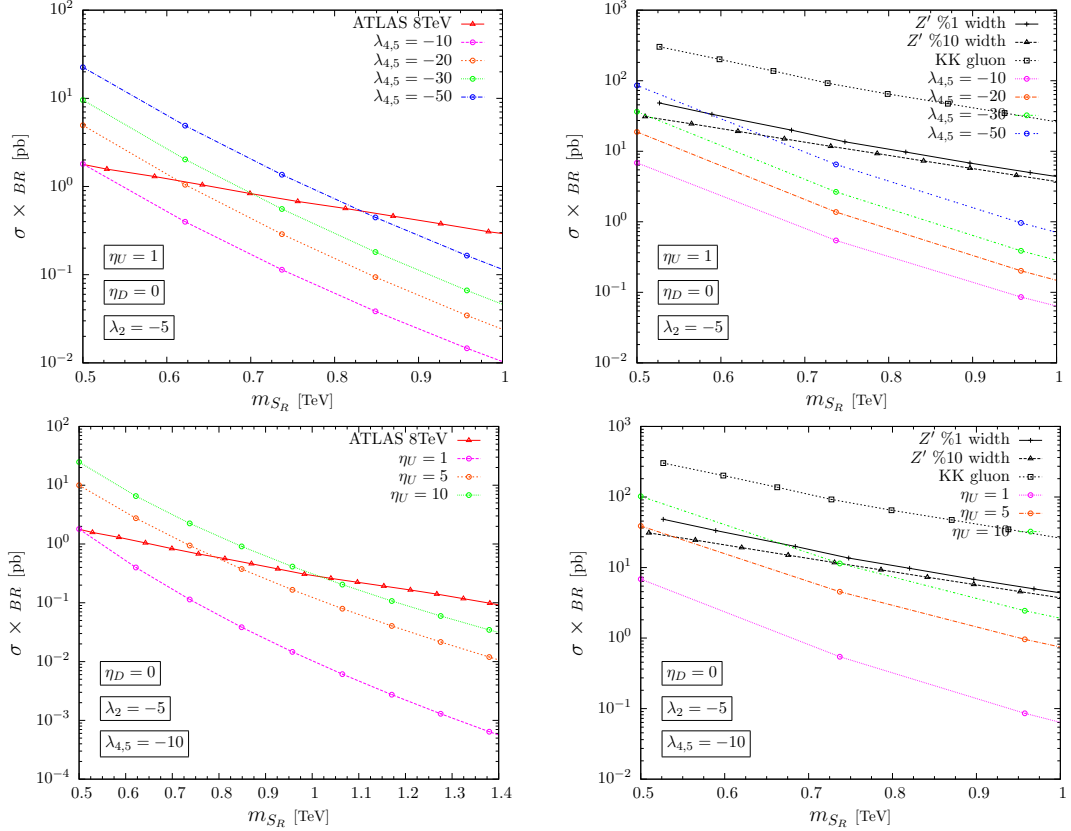


FIG. 3: The left figure is the production of octet scalars (S_R) and its decays into 2 tops at 8TeV compared with Figure 11-d of ATLAS Preliminary results [32] (red curve). The right figure is the same with the left but at 13TeV and it is compared with Figure 8 of CMS Preliminary results [33] (black curves).

In the left panel we compare to the ATLAS result [32] for their benchmark spin 0 resonance produced by gluon fusion, which is the closest match to our discussion. Their resonance width is lower than 15% which is adequate for $|\eta_U| \sim 5$, when the width of S_R is 17% of its mass. From the upper panel we see that $m_S \gtrsim 600$ GeV is obtained for values of λ_4 within its perturbative unitarity limit. The bottom panel indicates that for $\eta_U = 5$ the LHC constrains $m_S \gtrsim 800$ GeV. For the larger value of $\eta_U = 10$ the width of S_R is much larger than that assumed by ATLAS, but if we still use this result, we find $m_S \gtrsim 1$ TeV.

On the right hand panel we have used the CMS results [33] presenting three of their benchmark studies: a generic Z' produced by $q\bar{q}$ with decays to $t\bar{t}$ and a width

equal to 1% or 10% of its mass; and a KK gluon with about 94% branching ratio to top-pairs. Since none of these scenarios closely resembles S_R , we can only obtain a very rough limit of $m_S \gtrsim 700$ GeV for large values of η_U and no constraints for $\eta_U = 1$.

C. Search for resonances in dijet pairs at LHC

The relevant mechanism for this channel corresponds to tree-level pair production of the neutral scalars through gluon fusion, followed by decays into light quarks or gluons. The production cross-section depends only on the mass of the scalars and the different decay channels can be selected as before. NLO calculations for the pair production of scalar color octets exist [35, 36] but we restrict ourselves to a LO calculation here. Scalar pair production becomes dominant over single scalar production when the one-loop diagrams responsible for the latter are suppressed. This can happen for low enough values of η_U , λ_4 and η_D as we illustrate in Figure 4.

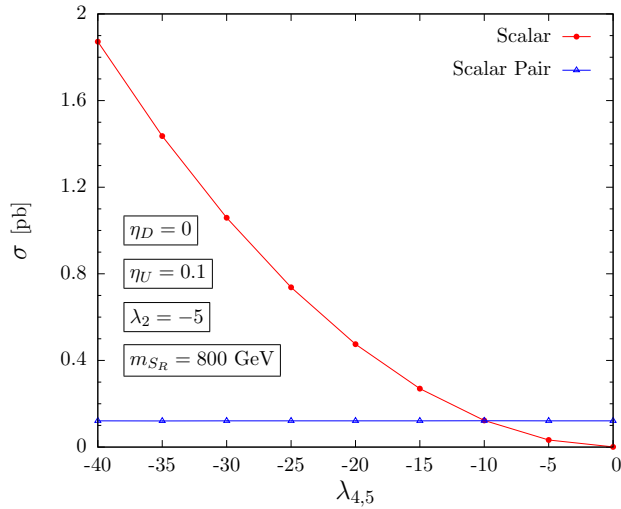


FIG. 4: Comparison of single S_R production vs $S_R S_R$ scalar pair production cross-sections at LHC13 for representative values of the parameters.

We begin with both scalars decaying to dijets, for which we suppress the decay into top-pairs with $\eta_U = 0$ and the decay into Wj with $\lambda_2 = -5$. We use the results from ATLAS with 15.4 pb^{-1} at 13 TeV [37] corresponding to their benchmark scenario that most closely resembles our case, pair production of colorons. On the left panel of Figure 5 we fix $\eta_D = 1$, for which Figure 1 tells us the jets will be dominantly gluon jets. The figure explores the sensitivity to λ_4 , finding that resonances as light as 500 GeV are still allowed for $\lambda_4 \lesssim -10$ (the values allowed by perturbative unitarity), but that masses $\lesssim 650$ GeV are excluded if we allow for larger values of λ_4 . In the panel on the right we fix $\lambda_4 = -20$ in which case resonances with $m_S \lesssim 560$ GeV are excluded with $\eta_D = 1$. For larger η_D the dominant decay is into four bottom quarks, which we treat as a separate case below.

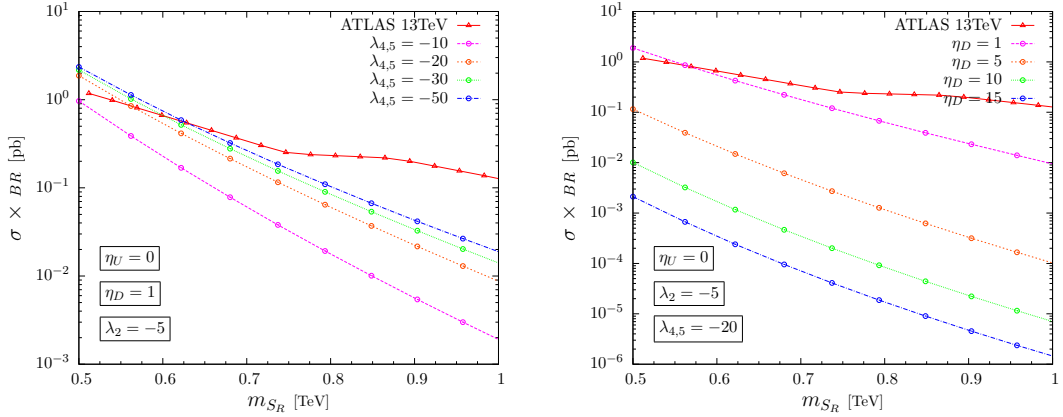


FIG. 5: Pair production of octet scalars (S_R) and their decays into 4 jets at 13TeV compared with Figure 8-b of ATLAS Preliminary results [37] (red curve).

D. Search for resonances in four top events

The $t\bar{t}t\bar{t}$, $b\bar{b}b\bar{b}$ or $b\bar{b}t\bar{t}$ final states have been discussed in the literature before. They have lower cross-sections than the respective heavy-quark pair production, but suffer from a much smaller QCD background and this makes them ideal to search for new resonances. They have studied both for pair produced resonances [38], as we do here, and for a new resonance produced in association with a heavy quark pair [39].

As in the previous sub-section we consider pair production of scalars via their QCD couplings and adjust the model parameters so that they decay predominantly into top-pairs as we did in IIIB. We thus fix $\lambda_2 = -5$, $\eta_U \gtrsim 0.1$ and $\eta_D = 0$. For LHC data we use the ATLAS results with 20.3 fb^{-1} at 8 TeV [40] and their benchmark model of scalar gluon pair production with subsequent decays to two top-quark anti-quark pairs. In the left side panel of Figure 6 we fix $\eta_U = 0.1$ and explore the dependence on λ_4 . We find that a new resonance with $m_S \lesssim 810 \text{ GeV}$ is excluded for values of λ_4 within their perturbative unitarity limits. As λ_4 increases the constraints disappear because the decay of S_R into two gluons becomes dominant over $t\bar{t}$ pairs. On the right side panel we fix $\lambda_4 = -10$ and allow η_U to vary. For $\eta_U \sim 5$ the exclusion $m_S \lesssim 800 \text{ GeV}$ is the same as before. As η_U increases further the constraint again gets weaker because the resonance width becomes very large, going from 16% to 64% of the mass for $m_S = 700 \text{ GeV}$ as η_U is increased from 5 to 10, for example.

E. Search for resonances in four bottom events

Finally we consider pair production of scalars via their QCD couplings and adjust the model parameters so that they decay predominantly into bottom-pairs. We study this case by comparing it to ATLAS results from 13.3 fb^{-1} at 13 TeV and

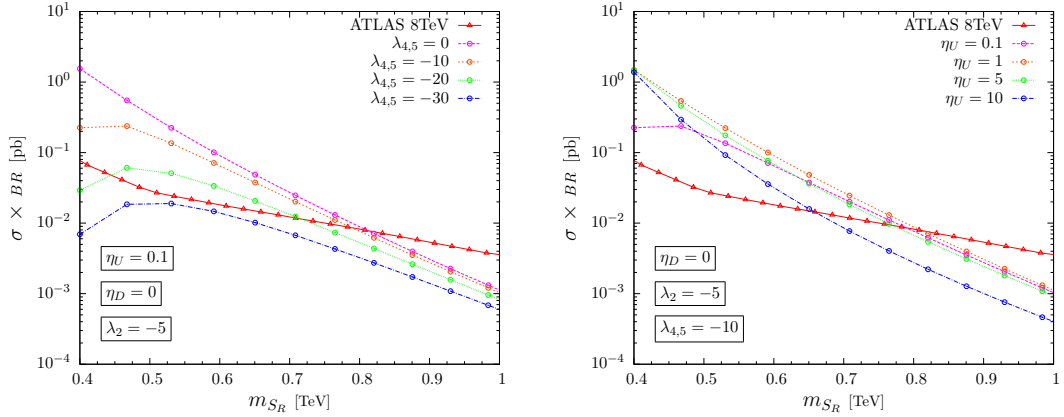


FIG. 6: Pair production of octet scalars (S_R) and their decays into 4 tops at 8TeV compared with Figure 26 of ATLAS Preliminary results [40] (red curve).

their search for Higgs pair production in the $b\bar{b}b\bar{b}$ mode [41]. In the left panel of Figure 7 we set $\eta_D = 1$ and vary λ_4 . For values of $|\lambda_4| \lesssim 10$ this LHC study excludes $m_S \lesssim 1$ TeV. At larger values of λ_4 the constraint disappears as the decay of S_R into two gluons is dominant over $b\bar{b}$ pairs. On the right side panel we fix $\lambda_4 = -30$ and see that for $5 \lesssim \eta_D \lesssim 15$ the region $m_S \lesssim 1$ TeV is excluded. For lower values of η_D the resonance decays to two gluons as can be seen in Figure 1 and the constraint disappears.

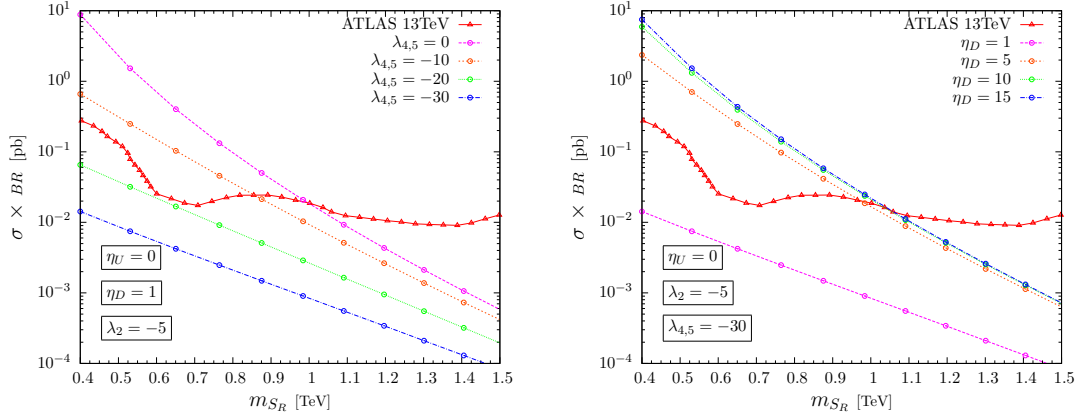


FIG. 7: Pair production of octet scalars (S_R) and their decays into 4 bottoms at 13TeV compared with Figure 11 of ATLAS Preliminary results [41] (red curve).

IV. CONCLUSION

We have extracted constraints on the parameter space of the MW model by comparing the cross-sections for dijet, top-pair, dijet-pair, $t\bar{t}t\bar{t}$ and $b\bar{b}b\bar{b}$ production at the LHC with the strongest available experimental limits from ATLAS or CMS at 8 or 13 TeV. Our comparisons offer rough estimates as the experimental collaborations

have not considered this particular model and their results are somewhat model dependent through factors like detector acceptance. Overall we find that masses below 1 TeV have not been excluded for color octet scalars as is often claimed in the literature.

If we restrict our comparison to the parameter space consistent with perturbative unitarity within factors of two, our main constraints are

- dijet channel: $m_S \lesssim 650$ GeV are excluded for values of $10 < |\eta_D| < 50$ with $\lambda_4 = -20$.
- top-pair channel: $\eta_U = 5$ the LHC constrains $m_S \gtrsim 800$ GeV
- dijet pairs: $m_S \lesssim 500$ GeV are excluded for $|\lambda_4| \lesssim 10$
- four tops: $m_S \lesssim 800$ GeV are excluded for $|\lambda_4| \lesssim 20$ and $\eta_U = 0.1$ or $\eta_U = 5$ and $\lambda_4 = -10$.
- four bottom quarks: $m_S \lesssim 900$ GeV are excluded for $|\lambda_4| \lesssim 10$ with $\eta_D = 1$.

In summary, color octet masses in the MW model below 1 TeV, and in some cases substantially lower, are allowed by current LHC constraints for parameters within the region where they satisfy perturbative unitarity.

-
- [1] A. V. Manohar and M. B. Wise, Phys. Rev. D **74**, 035009 (2006) [hep-ph/0606172].
 - [2] M. I. Gresham and M. B. Wise, Phys. Rev. D **76**, 075003 (2007) [arXiv:0706.0909 [hep-ph]].
 - [3] M. Gerbush, T. J. Khoo, D. J. Phalen, A. Pierce and D. Tucker-Smith, Phys. Rev. D **77**, 095003 (2008) [arXiv:0710.3133 [hep-ph]].
 - [4] J. M. Arnold and B. Fornal, Phys. Rev. D **85**, 055020 (2012) [arXiv:1112.0003 [hep-ph]].
 - [5] A. Belyaev, G. Cacciapaglia, H. Cai, G. Ferretti, T. Flacke, A. Parolini and H. Serodio, JHEP **1701**, 094 (2017) doi:10.1007/JHEP01(2017)094 [arXiv:1610.06591 [hep-ph]].
 - [6] X. -G. He and G. Valencia, Phys. Lett. B **707**, 381 (2012) [arXiv:1108.0222 [hep-ph]].
 - [7] B. A. Dobrescu, G. D. Kribs and A. Martin, Phys. Rev. D **85**, 074031 (2012) [arXiv:1112.2208 [hep-ph]].
 - [8] Y. Bai, J. Fan and J. L. Hewett, JHEP **1208**, 014 (2012) [arXiv:1112.1964 [hep-ph]].
 - [9] G. Cacciapaglia, A. Deandrea, G. D. La Rochelle and J. -B. Flament, arXiv:1210.8120 [hep-ph].
 - [10] J. Cao, P. Wan, J. M. Yang and J. Zhu, arXiv:1303.2426 [hep-ph].
 - [11] X. G. He, Y. Tang and G. Valencia, Phys. Rev. D **88**, 033005 (2013) doi:10.1103/PhysRevD.88.033005 [arXiv:1305.5420 [hep-ph]].
 - [12] C. P. Burgess, M. Trott and S. Zuberi, JHEP **0909**, 082 (2009) [arXiv:0907.2696 [hep-ph]].

- [13] B. Grinstein, A. L. Kagan, J. Zupan and M. Trott, JHEP **1110**, 072 (2011) doi:10.1007/JHEP10(2011)072 [arXiv:1108.4027 [hep-ph]].
- [14] X. D. Cheng, X. Q. Li, Y. D. Yang and X. Zhang, J. Phys. G **42**, no. 12, 125005 (2015) doi:10.1088/0954-3899/42/12/125005 [arXiv:1504.00839 [hep-ph]].
- [15] R. Martinez and G. Valencia, arXiv:1612.00561 [hep-ph].
- [16] M. Reece, arXiv:1208.1765 [hep-ph].
- [17] X. G. He, H. Phoon, Y. Tang and G. Valencia, JHEP **1305**, 026 (2013) doi:10.1007/JHEP05(2013)026 [arXiv:1303.4848 [hep-ph]].
- [18] L. Cheng and G. Valencia, JHEP **1609**, 079 (2016) doi:10.1007/JHEP09(2016)079 [arXiv:1606.01298 [hep-ph]].
- [19] L. Cheng and G. Valencia, arXiv:1703.03445 [hep-ph].
- [20] X. -G. He, G. Valencia and H. Yokoya, JHEP **1112**, 030 (2011) [arXiv:1110.2588 [hep-ph]].
- [21] G. D. Kribs and A. Martin, arXiv:1207.4496 [hep-ph].
- [22] T. Han, I. Lewis and Z. Liu, JHEP **1012**, 085 (2010) doi:10.1007/JHEP12(2010)085 [arXiv:1010.4309 [hep-ph]].
- [23] G. Aad *et al.* [ATLAS Collaboration], Phys. Rev. D **91**, no. 5, 052007 (2015) doi:10.1103/PhysRevD.91.052007 [arXiv:1407.1376 [hep-ex]].
- [24] A. M. Sirunyan *et al.* [CMS Collaboration], [arXiv:1611.03568 [hep-ex]].
- [25] N. D. Christensen and C. Duhr, Comput. Phys. Commun. **180**, 1614 (2009) [arXiv:0806.4194 [hep-ph]].
- [26] C. Degrande, C. Duhr, B. Fuks, D. Grellscheid, O. Mattelaer and T. Reiter, Comput. Phys. Commun. **183**, 1201 (2012) [arXiv:1108.2040 [hep-ph]].
- [27] J. Alwall *et al.*, JHEP **1407**, 079 (2014) [arXiv:1405.0301 [hep-ph]].
- [28] The ATLAS collaboration [ATLAS Collaboration], ATLAS-CONF-2016-069.
- [29] V. Khachatryan *et al.* [CMS Collaboration], Phys. Rev. Lett. **117**, no. 3, 031802 (2016) doi:10.1103/PhysRevLett.117.031802 [arXiv:1604.08907 [hep-ex]].
- [30] V. Khachatryan *et al.* [CMS Collaboration], Phys. Rev. Lett. **116**, no. 7, 071801 (2016) doi:10.1103/PhysRevLett.116.071801 [arXiv:1512.01224 [hep-ex]].
- [31] CMS Collaboration [CMS Collaboration], CMS-PAS-EXO-16-032.
- [32] G. Aad *et al.* [ATLAS Collaboration], JHEP **1508**, 148 (2015) doi:10.1007/JHEP08(2015)148 [arXiv:1505.07018 [hep-ex]].
- [33] CMS Collaboration [CMS Collaboration], CMS-PAS-B2G-15-002.
- [34] CMS Collaboration [CMS Collaboration], CMS-PAS-B2G-15-003.
- [35] D. Goncalves-Netto, D. Lopez-Val, K. Mawatari, T. Plehn and I. Wigmore, Phys. Rev. D **85**, 114024 (2012) doi:10.1103/PhysRevD.85.114024 [arXiv:1203.6358 [hep-ph]].
- [36] C. Degrande, B. Fuks, V. Hirschi, J. Proudome and H. S. Shao, Phys. Rev. D **91**, no. 9, 094005 (2015) doi:10.1103/PhysRevD.91.094005 [arXiv:1412.5589 [hep-ph]].
- [37] The ATLAS collaboration [ATLAS Collaboration], ATLAS-CONF-2016-084.
- [38] L. Beck, F. Blekman, D. Dobur, B. Fuks, J. Keaveney and K. Mawatari, Phys. Lett. B **746**, 48 (2015) doi:10.1016/j.physletb.2015.04.043 [arXiv:1501.07580 [hep-ph]].
- [39] T. Han, G. Valencia and Y. Wang, Phys. Rev. D **70**, 034002 (2004) doi:10.1103/PhysRevD.70.034002 [hep-ph/0405055].
- [40] G. Aad *et al.* [ATLAS Collaboration], JHEP **1508**, 105 (2015) doi:10.1007/JHEP08(2015)105 [arXiv:1505.04306 [hep-ex]].

[41] The ATLAS collaboration [ATLAS Collaboration], ATLAS-CONF-2016-049.