

# Immediate dense circumstellar environment of supernova progenitors caused by wind acceleration: its effect on supernova light curves

Takashi J. Moriya,<sup>1</sup><sup>★</sup> Sung-Chul Yoon,<sup>2</sup> Götz Gräfener,<sup>3</sup> and Sergei I. Blinnikov<sup>4,5,6</sup>

<sup>1</sup>*Division of Theoretical Astronomy, National Astronomical Observatory of Japan, National Institutes of Natural Sciences, 2-21-1 Osawa, Mitaka, Tokyo 181-8588, Japan*

<sup>2</sup>*Department of Physics and Astronomy, Seoul National University, Gwanak-ro 1, Gwanak-gu, Seoul, 08826, Korea*

<sup>3</sup>*Argelander Institute for Astronomy, University of Bonn, Auf dem Hügel 71, D-53121 Bonn, Germany*

<sup>4</sup>*Institute for Theoretical and Experimental Physics, Bolshaya Cheremushkinskaya ulitsa 25, 117218 Moscow, Russia*

<sup>5</sup>*All-Russia Research Institute of Automatics, Sushchevskaya ulitsa 22, 127055 Moscow, Russia*

<sup>6</sup>*Kavli Institute for the Physics and Mathematics of the Universe (WPI), The University of Tokyo Institutes for Advanced Study, The University of Tokyo, 5-1-5 Kashiwanoha, Kashiwa, Chiba 277-8583, Japan*

14 December 2024

## ABSTRACT

Type IIP supernova progenitors are often surrounded by dense circumstellar media that may result from mass-loss enhancement of the progenitors shortly before their explosions. Previous light-curve studies suggest that the mass-loss rates are enhanced up to  $\sim 0.1 \text{ M}_{\odot} \text{ yr}^{-1}$ , assuming a constant wind velocity. However, density of circumstellar media at the immediate stellar vicinity can be much higher than previously inferred for a given mass-loss rate if wind acceleration is taken into account. We show that the wind acceleration has a huge impact when we estimate mass-loss rates from early light curves of Type IIP supernovae by taking SN 2013fs as an example. We perform numerical calculations of the interaction between supernova ejecta and circumstellar media with a constant mass-loss rate but with a  $\beta$ -law wind velocity profile. We find that the mass-loss rate of the progenitor of SN 2013fs shortly before the explosion, which was inferred to be  $\sim 0.1 \text{ M}_{\odot} \text{ yr}^{-1}$  with a constant wind velocity of  $10 \text{ km s}^{-1}$  by a previous light-curve modeling, can be as low as  $\sim 10^{-3} \text{ M}_{\odot} \text{ yr}^{-1}$  with the same terminal wind velocity of  $10 \text{ km s}^{-1}$  but with a wind velocity profile with  $\beta \simeq 5$ . In both cases, the mass of the circumstellar medium is similar ( $\simeq 0.5 \text{ M}_{\odot}$ ). Therefore, the beginning of the progenitor's mass-loss enhancement in our interpretation is  $\sim 100$  years before the explosion, not several years. Our result indicates that the immediate dense environment of Type II supernova progenitors may be significantly influenced by wind acceleration.

**Key words:** supernovae: general – supernovae: individual: SN 2013fs – stars: evolution – stars: winds, outflows – stars: mass-loss

## 1 INTRODUCTION

Type IIP supernovae (SNe) are the most common type of core-collapse SNe (e.g., Li et al. 2011) and they are known to be explosions of red supergiants (RSGs, Smartt 2015 for a review). Recent large-field and high-cadence transient surveys are starting to catch SNe IIP within a day after their explosions (e.g., Yaron et al. 2017; Garnavich et al. 2016; Quimby et al. 2007). These early photometric and spectroscopic properties of SNe IIP often do not agree with those

predicted theoretically. For example, rise times of SNe IIP are often faster than predicted (e.g., González-Gaitán et al. 2015; Gall et al. 2015; Rubin et al. 2016) and early SN IIP spectra also often show narrow lines (e.g., Khazov et al. 2016; Smith et al. 2015) as observed in SNe IIn (Schlegel 1990). One way to resolve this discrepancy is to assume that there are dense circumstellar media (CSM) surrounding RSG SN progenitors (e.g., Moriya et al. 2011; Nagy & Vinkó 2016; Morozova et al. 2016).

Recently, SN 2013fs provided a clear case of a RSG SN progenitor surrounded by dense CSM at the immediate vicinity of the progenitor (Yaron et al. 2017). SN 2013fs was

<sup>★</sup> E-mail: takashi.moriya@nao.ac.jp (TJM)

caught within a few hours after the explosion and its first spectrum was taken in about 6 hours after the explosion. It had a flash spectroscopic feature with narrow lines indicating the existence of dense CSM (e.g., Gal-Yam et al. 2014; Groh 2014; Gräfener & Vink 2016). However, the narrow lines disappeared in several days and the spectra changed to those of normal SNe IIP. Light-curve (LC) modeling by Morozova et al. (2016) also suggested that a dense CSM located at the immediate vicinity of the progenitor is required to explain the early LC properties of SN 2013fs.

The high CSM density in the immediate vicinity of the SN progenitors has been suggested to be caused by an increase of the progenitors' mass-loss rates several years before their explosions.<sup>1</sup> In the canonical stellar evolution theory, no significant increase in the mass-loss rates in several years before the SN explosions is expected (Langer 2012) and several mechanisms to explain the possible mass-loss enhancement has been suggested (e.g., Quataert & Shiode 2012; Moriya 2014). A precise estimate of the mass-loss rate shortly before the explosion is essential in understanding the unknown mechanisms of the pre-SN mass loss. In this Letter, we show that the effect of wind acceleration on the CSM density structure has a great impact on early LCs of SNe IIP. A wind launched at the stellar surface is gradually accelerated to reach the terminal velocity. Therefore, the wind velocity just above the stellar surface is lower than the terminal velocity. This leads to a higher density of the CSM close to the progenitor than in the case where a constant wind velocity is assumed for a given mass-loss rate. Here, we show that SN progenitors' mass-loss rates shortly before their explosions can be significantly overestimated if the effect of wind acceleration is not properly taken into account by taking SN 2013fs as an example.

## 2 PROGENITOR SYSTEM

### 2.1 Progenitor model

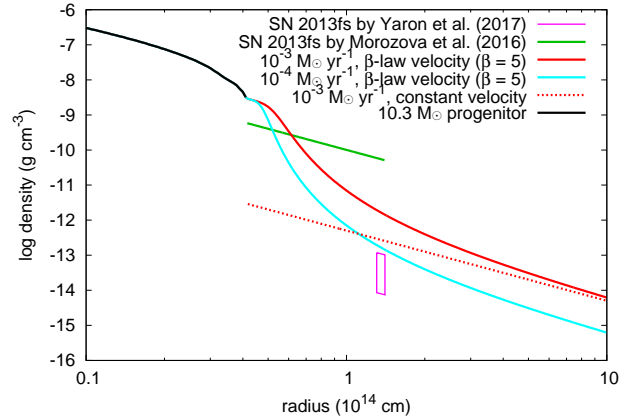
As our focus in this Letter is on SNe IIP, we adopt a RSG progenitor model obtained with the public stellar evolution code MESA (Paxton et al. 2011, 2013, 2015). The progenitor has a zero-age main-sequence mass of  $12 M_{\odot}$  with the solar metallicity. The Ledoux criterion for convection is used with a mixing-length parameter of 2.0 and a semi-convection parameter of 0.01. Overshooting is applied on top of the hydrogen burning convective core with a step function. The adopted overshoot parameter is  $0.3 H_P$ , where  $H_P$  is the pressure scale height at the outer boundary of the convective core. The standard 'Dutch' wind scheme is used for both hot and cold winds, with a scaling factor of 1.0. The model has been evolved to the stage of oxygen burning in the core, from which the hydrogen envelope structure hardly changes until the core collapse.

The RSG progenitor has  $10.3 M_{\odot}$  with the hydrogen-rich envelope of  $6.1 M_{\odot}$ . Its radius is  $607 R_{\odot}$ . The final mass-loss rate of the progenitor according to the 'Dutch' wind prescription is  $1.4 \times 10^{-6} M_{\odot} \text{ yr}^{-1}$ . However, as explained

**Table 1.** Wind properties.

$\dot{M}$ $M_{\odot} \text{ yr}^{-1}$	$v_{\infty}$ $\text{km s}^{-1}$	$v_0$ $\text{m s}^{-1}$	$\beta$	CSM radius cm
$10^{-3}$	10	10	5	$10^{15}$
$10^{-4}$	10	1	5	$10^{15}$
$0.15^a$	10	-	0	$1.3 \times 10^{14}$

<sup>a</sup> A constant  $v_{\text{wind}}$  model by Morozova et al. (2016).



**Figure 1.** Density structure of CSM. Our CSM model has a constant mass-loss rate but the  $\beta$ -law wind velocity ( $\beta = 5$ ). We also show a dashed line where a constant mass-loss rate ( $10^{-3} M_{\odot} \text{ yr}^{-1}$ ) and a constant wind velocity ( $10 \text{ km s}^{-1}$ ) are assumed. The CSM density of SN 2013fs estimated by Yaron et al. (2017) from spectral modeling is shown with a square. The CSM density of SN 2013fs estimated by Morozova et al. (2016) from early LC modeling is also presented.

below, we assume that the wind mass-loss rate is enhanced shortly before the SN explosion such that a dense CSM is formed while the progenitor structure is not significantly affected.

### 2.2 CSM

CSM density ( $\rho_{\text{CSM}}$ ) is determined by the progenitor's mass-loss rate ( $\dot{M}$ ) and wind velocity ( $v_{\text{wind}}$ ) as

$$\rho_{\text{CSM}}(r) = \frac{\dot{M}}{4\pi v_{\text{wind}}(r)} r^{-2}. \quad (1)$$

In this work, we adopt a  $\beta$ -law velocity profile as

$$v_{\text{wind}}(r) = v_0 + (v_{\infty} - v_0) \left(1 - \frac{R_{\star}}{r}\right)^{\beta}, \quad (2)$$

where  $v_0$  is the initial wind velocity at the stellar surface,  $v_{\infty}$  is the final wind velocity, and  $R_{\star}$  is the progenitor radius.

We present LCs for two different mass-loss rates:  $10^{-3}$  and  $10^{-4} M_{\odot} \text{ yr}^{-1}$  (Table 1 and Fig. 1). We set the terminal wind velocity  $v_{\infty} = 10 \text{ km s}^{-1}$ . The initial velocity  $v_0$  is chosen so that the density structure at the stellar surface is smoothly connected. We cut our dense CSM at an arbitrary radius of  $10^{15} \text{ cm}$ . We find that  $\beta \approx 5$  provides the best fit to the SN 2013fs LC and we focus on this  $\beta$  in this Letter. A slow wind acceleration, with beta exceeding unity, is con-

<sup>1</sup> Alternatively, the matter ejected by a wind can be confined by a strong external radiation field to make dense CSM (Mackey et al. 2014).

sistent with observations (e.g., Baade et al. 1996; Bennett 2010).

Fig. 1 shows the density structure of our models. We also present the density structure that gives the best fit to the early LCs of SN 2013fs assuming a constant  $\dot{M}$  and  $v_{\text{wind}}$  (Morozova et al. 2016). Our CSM have similar density to those found by Morozova et al. (2016) near the progenitor, but our mass-loss rates are only  $10^{-3} - 10^{-4} \text{ M}_{\odot} \text{ yr}^{-1}$  while  $0.15 \text{ M}_{\odot} \text{ yr}^{-1}$  is required when the constant wind velocity of  $10 \text{ km s}^{-1}$  is assumed. The CSM mass in our  $10^{-3} \text{ M}_{\odot} \text{ yr}^{-1}$  model is  $0.5 \text{ M}_{\odot}$  while that in the model of Morozova et al. (2016) is  $0.4 \text{ M}_{\odot}$ .

### 3 LIGHT CURVES

#### 3.1 Methods

We use a one-dimensional multi-group radiation hydrodynamics code STELLA to investigate LCs numerically (e.g., Blinnikov et al. 1998, 2000, 2006). Starting from the progenitor models presented in the previous section, we initiate explosions by putting thermal energy just below the mass cut that we set at  $1.4 \text{ M}_{\odot}$ . We put  $0.1 \text{ M}_{\odot}$  of  $^{56}\text{Ni}$  at the center, but it does not affect the early LCs we present here.

STELLA evaluates spectral energy distributions (SEDs) at each time step. We obtain multicolor LCs by convolving filter transmission functions to the SEDs. Here, we adopt the  $U$  band filter of Swift/UVOT (Poole et al. 2008) and the  $g$ ,  $r$ , and  $i$  filters of the Sloan Digital Sky Survey (SDSS, Doi et al. 2010). To compare with SN 2013fs, we apply a redshift correction with  $z = 0.0119$  and a Galactic extinction of  $E(B - V) = 0.0346$  assuming the extinction curve of Cardelli et al. (1989) with  $R_V = 3.1$  to our theoretical SEDs.

The multicolor LCs of SN 2013fs, with which we compare our models, are presented by Valenti et al. (2016) and Yaron et al. (2017). We acquire machine-readable data through the Open Supernova Catalog (Guillochon et al. 2017). We take the  $U$ ,  $g$ ,  $R$ , and  $i$ -band data for comparison to cover a wide spectral range. Although we use the SDSS  $r$ -band filter to obtain multicolor LCs from our theoretical SEDs and compare them with the  $R$ -band observations, the differences between the observed  $R$ -band and the  $r$ -band magnitudes are negligibly small (Yaron et al. 2017).

#### 3.2 SN 2013fs

Fig. 2 shows LCs obtained from our CSM configuration. We adopt the explosion energy of  $10^{51} \text{ erg}$  to match the luminosity during the later plateau phase. The dashed lines in the figure are LC models without CSM. The existence of the dense CSM can explain the early LCs of SN 2013fs as presented by Morozova et al. (2016).

We find that our LC model with the CSM having  $\dot{M} = 10^{-3} \text{ M}_{\odot} \text{ yr}^{-1}$  provides a LC that matches SN 2013fs reasonably well. The LC model with  $\dot{M} = 10^{-4} \text{ M}_{\odot} \text{ yr}^{-1}$  also shows a fast rise but it does not become as bright as SN 2013fs. Although the  $U$  and  $g$ -band LCs of SN 2013fs are well reproduced by the  $\dot{M} = 10^{-3} \text{ M}_{\odot} \text{ yr}^{-1}$  model, it is slightly fainter than SN 2013fs in the  $r$  and  $i$  bands by  $\sim 0.4 \text{ mag}$ . The  $r$  and  $i$ -band brightness can be matched to SN 2013fs by increasing the explosion energy to  $1.3 \times 10^{51} \text{ erg}$ , but then the

$U$  and  $g$ -band magnitudes becomes brighter by  $\sim 0.4 \text{ mag}$ . This slight difference may be caused by, e.g., incompleteness of opacity information we adopt or higher metallicity of the progenitor of SN 2013fs. LCs from a constant mass-loss rate of  $10^{-3} \text{ M}_{\odot} \text{ yr}^{-1}$  and a constant wind velocity of  $10 \text{ km s}^{-1}$  without the wind acceleration do not become bright enough to explain the early LCs (Fig. 4).

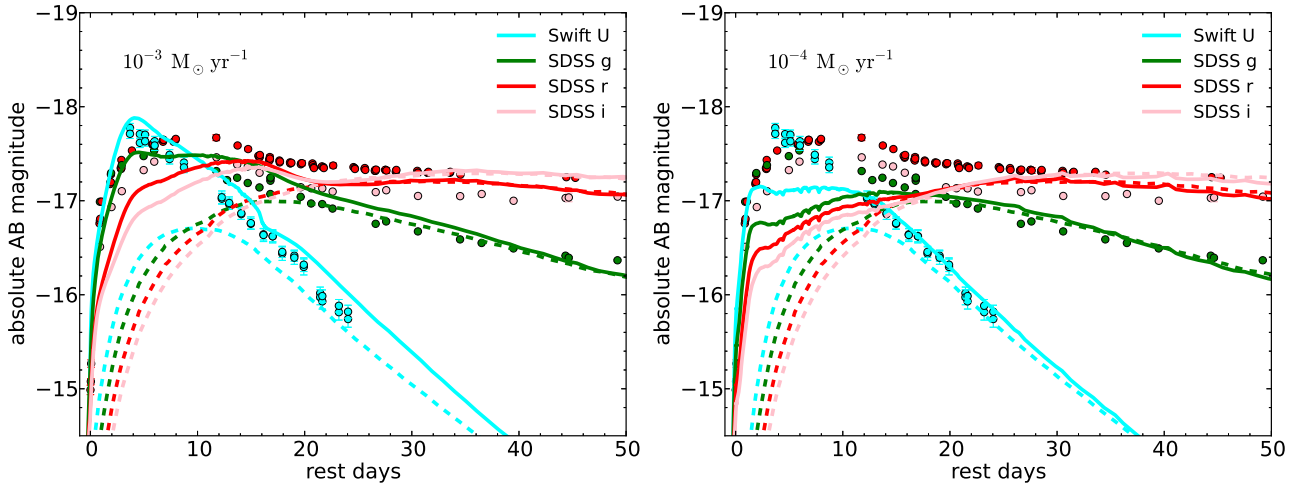
A fundamental difference between the model of Morozova et al. (2016) and ours is in the mass-loss rates. Morozova et al. (2016) find that an extremely high mass-loss rate ( $\gtrsim 0.1 \text{ M}_{\odot} \text{ yr}^{-1}$ ) is required to explain the early LC of SN 2013fs by assuming a constant wind velocity of  $10 \text{ km s}^{-1}$ . However, we find that a CSM from  $10^{-3} \text{ M}_{\odot} \text{ yr}^{-1}$  with the terminal velocity of  $10 \text{ km s}^{-1}$  can provide a reasonable fit to the early LC if we take the velocity change due to the wind acceleration into account. Although the mass-loss rate and wind velocity are different in the two models, the final CSM mass is comparable in them ( $0.5 \text{ M}_{\odot}$  in our  $10^{-3} \text{ M}_{\odot} \text{ yr}^{-1}$  model and  $0.4 \text{ M}_{\odot}$  in Morozova et al. 2016). Therefore, the CSM mass is likely better constrained by the early LCs.

Yaron et al. (2017) estimate the CSM density at the immediate vicinity of the progenitor of SN 2013fs by modeling their flash spectra. We show their constraint on the CSM density with a square in Fig. 1. Our model with  $10^{-4} \text{ M}_{\odot} \text{ yr}^{-1}$  is consistent with their estimates but it does not result in a LC that is bright enough to explain the early LC. Our best LC model with  $10^{-3} \text{ M}_{\odot} \text{ yr}^{-1}$  has higher density by a factor of 10 and the model obtained by Morozova et al. (2016) has even higher density. Yaron et al. (2017) may have underestimated  $\dot{M}$  by several factors because of the neglect of light-travel-time effects in their study (Gräfenr & Vink 2016). Together with the altered density structure, this may bring our results in better agreement with their density estimates.

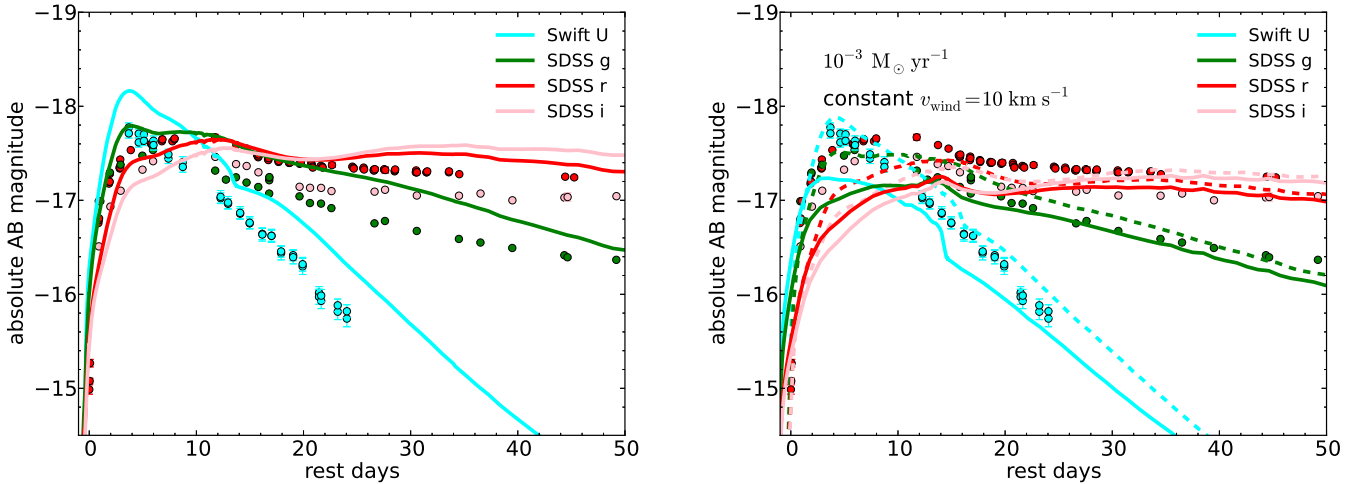
### 4 DISCUSSION AND CONCLUSIONS

Yaron et al. (2017) interpret that the high CSM density needed to explain the early SN properties of SN 2013fs is caused by the increase of the progenitor's mass-loss rate shortly before the explosion. The early phase LC modeling of Morozova et al. (2016) indicated that the progenitor's mass-loss rate may have been as high as  $0.15 \text{ M}_{\odot} \text{ yr}^{-1}$  assuming a constant wind velocity of  $10 \text{ km s}^{-1}$ . However, we have shown that only  $\sim 10^{-3} \text{ M}_{\odot} \text{ yr}^{-1}$  is sufficient to explain the early LC if we consider wind acceleration. The inferred mass-loss rate of  $\sim 10^{-3} \text{ M}_{\odot} \text{ yr}^{-1}$  is still very high compared to those of observed RSGs (e.g., Maun & Josselin 2011). This high mass-loss rate of  $\sim 10^{-3} \text{ M}_{\odot} \text{ yr}^{-1}$  could not have been maintained for more than  $\sim 10^3$  years before the SN explosion, as otherwise most of the hydrogen envelope would have been stripped off. The plateau duration of SN 2013fs ( $\approx 80$  days) implies that its progenitor had a massive hydrogen-rich envelope. Therefore, the progenitor must have undergone an abrupt increase of mass loss near the end of its life. This picture is consistent with a low CSM density at around  $10^{16} \text{ cm}^{-3}$  constrained by radio observations of SN 2013fs (Yaron et al. 2017).

As the estimated CSM mass in SN 2013fs is similar ( $\approx 0.5 \text{ M}_{\odot}$ ) in the constant wind velocity model and the wind acceleration model, the difference in the estimated mass-loss



**Figure 2.** Synthetic LCs from our RSG progenitor with an explosion energy of  $10^{51}$  erg and LCs of SN 2013fs. The left panel shows our model with  $10^{-3} \text{ M}_{\odot} \text{ yr}^{-1}$  and the right shows that with  $10^{-4} \text{ M}_{\odot} \text{ yr}^{-1}$ . The LC models with dashed lines are those without CSM.



**Figure 3.** Synthetic LCs from our  $10^{-3} \text{ M}_{\odot} \text{ yr}^{-1}$  model with the explosion energy of  $1.3 \times 10^{51}$  erg.

rates makes a significant difference in the estimates for the period of the mass-loss enhancement before the explosion. In our model with  $\sim 10^{-3} \text{ M}_{\odot} \text{ yr}^{-1}$ , the mass-loss enhancement is estimated to occur in the final  $\sim 100$  years to the explosion. If we assume  $\sim 0.1 \text{ M}_{\odot} \text{ yr}^{-1}$ , the mass-loss enhancement should only occur in the final several years to the explosion. These estimates are important for constraining possible mass-loss mechanisms like wave-driven mass loss (e.g., Shiode & Quataert 2014).

The observational data of early LCs of SNe IIP have dramatically increased during the last several years. They give evidence that not a small fraction of SNe IIP progenitors may be surrounded by immediate dense CSM (e.g., González-Gaitán et al. 2015), like in the case of SN 2013fs. The present study indicates that the effect of wind acceleration should not be ignored in the analysis of early SN IIP LCs. Addressing this issue with more details including spectral properties is required to better understand the mass-loss history of their progenitors. We also note that the wind acceleration itself is not known well. For example, the shape

**Figure 4.** Synthetic LCs from a  $10^{-3} \text{ M}_{\odot} \text{ yr}^{-1}$  model with a constant wind velocity of  $10 \text{ km s}^{-1}$  without the wind acceleration. An explosion energy of  $10^{51}$  erg is adopted. The dashed LCs are those with wind acceleration in Fig. 2.

of the early SN LCs may be affected by the CSM structure and early SN observations may also be useful to constrain wind acceleration such as  $\beta$ .

## ACKNOWLEDGEMENTS

TJM thanks the Yukawa Institute for Theoretical Physics at Kyoto University, where this work was initiated during the YITP-T-16-05 on “Transient Universe in the Big Survey Era: Understanding the Nature of Astrophysical Explosive Phenomena”. TJM is supported by the Grant-in-Aid for Research Activity Start-up of the Japan Society for the Promotion of Science (16H07413). SCY is supported by the Korea Astronomy and Space Science Institute under the R&D program (Project No. 3348- 20160002) supervised by the Ministry of Science, ICT and Future Planning. GG is supported by the Deutsche Forschungsgemeinschaft, Grant No.

GR 1717/5. Grant no. IZ73Z0 152485 SCOPES Swiss National Science Foundation supports work of SIB. Numerical computations were partially carried out on PC cluster at Center for Computational Astrophysics, National Astronomical Observatory of Japan.

## REFERENCES

- Baade R., Kirsch T., Reimers D., Toussaint F., Bennett P. D., Brown A., Harper G. M., 1996, *ApJ*, **466**, 979
- Bennett P. D., 2010, in Leitherer C., Bennett P. D., Morris P. W., Van Loon J. T., eds, *Astronomical Society of the Pacific Conference Series Vol. 425, Hot and Cool: Bridging Gaps in Massive Star Evolution*. p. 181 ([arXiv:1004.1853](#))
- Blinnikov S. I., Eastman R., Bartunov O. S., Popolitov V. A., Woosley S. E., 1998, *ApJ*, **496**, 454
- Blinnikov S., Lundqvist P., Bartunov O., Nomoto K., Iwamoto K., 2000, *ApJ*, **532**, 1132
- Blinnikov S. I., Röpke F. K., Sorokina E. I., Gieseler M., Reinecke M., Travaglio C., Hillebrandt W., Stritzinger M., 2006, *A&A*, **453**, 229
- Cardelli J. A., Clayton G. C., Mathis J. S., 1989, *ApJ*, **345**, 245
- Doi M., et al., 2010, *AJ*, **139**, 1628
- Gal-Yam A., et al., 2014, *Nature*, **509**, 471
- Gall E. E. E., et al., 2015, *A&A*, **582**, A3
- Garnavich P. M., Tucker B. E., Rest A., Shaya E. J., Olling R. P., Kasen D., Villar A., 2016, *ApJ*, **820**, 23
- González-Gaitán S., et al., 2015, *MNRAS*, **451**, 2212
- Gräfener G., Vink J. S., 2016, *MNRAS*, **455**, 112
- Groh J. H., 2014, *A&A*, **572**, L11
- Guillochon J., Parrent J., Kelley L. Z., Margutti R., 2017, *ApJ*, **835**, 64
- Khazov D., et al., 2016, *ApJ*, **818**, 3
- Langer N., 2012, *ARA&A*, **50**, 107
- Li W., et al., 2011, *MNRAS*, **412**, 1441
- Mackey J., Mohamed S., Gvaramadze V. V., Kotak R., Langer N., Meyer D. M.-A., Moriya T. J., Neilson H. R., 2014, *Nature*, **512**, 282
- Mauron N., Josselin E., 2011, *A&A*, **526**, A156
- Moriya T. J., 2014, *A&A*, **564**, A83
- Moriya T., Tominaga N., Blinnikov S. I., Baklanov P. V., Sorokina E. I., 2011, *MNRAS*, **415**, 199
- Morozova V., Piro A. L., Valenti S., 2016, preprint, ([arXiv:1610.08054](#))
- Nagy A. P., Vinkó J., 2016, *A&A*, **589**, A53
- Paxton B., Bildsten L., Dotter A., Herwig F., Lesaffre P., Timmes F., 2011, *ApJS*, **192**, 3
- Paxton B., et al., 2013, *ApJS*, **208**, 4
- Paxton B., et al., 2015, *ApJS*, **220**, 15
- Poole T. S., et al., 2008, *MNRAS*, **383**, 627
- Quataert E., Shiode J., 2012, *MNRAS*, **423**, L92
- Quimby R. M., Wheeler J. C., Höflich P., Akerlof C. W., Brown P. J., Rykoff E. S., 2007, *ApJ*, **666**, 1093
- Rubin A., et al., 2016, *ApJ*, **820**, 33
- Schlegel E. M., 1990, *MNRAS*, **244**, 269
- Shiode J. H., Quataert E., 2014, *ApJ*, **780**, 96
- Smartt S. J., 2015, *Publ. Astron. Soc. Australia*, **32**, e016
- Smith N., et al., 2015, *MNRAS*, **449**, 1876
- Valenti S., et al., 2016, *MNRAS*, **459**, 3939
- Yaron O., et al., 2017, preprint, ([arXiv:1701.02596](#))

This paper has been typeset from a  $\text{\LaTeX}$  file prepared by the author.