

Getting Super-Excited with Modified Dispersion Relations

Amjad Ashoorioon^a Roberto Casadio^a Ghazal Geshnizjani^{b,c}
Hyung J. Kim^b

^aI.N.F.N., Sezione di Bologna, IS FLAG viale B. Pichat 6/2, I-40127 Bologna, Italy

^bDepartment of Applied Mathematics, University of Waterloo
Waterloo, Ontario, N2L 3G1, Canada

^cPerimeter Institute for Theoretical Physics
31 Caroline St. N., Waterloo, ON, N2L 2Y5, Canada

E-mail: amjad.ashoorioon@bo.infn.it, roberto.casadio@bo.infn.it,
ggeshniz@uwaterloo.ca, h268kim@uwaterloo.ca

Abstract. We demonstrate that in some regions of parameter space, modified dispersion relations can lead to highly populated excited states, which we dub as “super-excited” states. In order to prepare such super-excited states, we invoke dispersion relations that have negative slope in an interim sub-horizon phase at high momenta. This behaviour of quantum fluctuations can lead to large corrections relative to the Bunch-Davies power spectrum, which mimics highly excited initial conditions. We identify the Bogolyubov coefficients that can yield these power spectra. In the course of this computation, we also point out the shortcomings of the gluing method for evaluating the power spectrum and the Bogolyubov coefficients. As we discuss, there are other regions of parameter space, where the power spectrum does not get modified. Therefore, modified dispersion relations can also lead to so-called “calm excited states”. We conclude by commenting on the possibility of obtaining these modified dispersion relations within the Effective Field Theory of Inflation.

Keywords: Inflation, Excited Initial States, Effective Field Theory

Contents

1	Introduction	1
2	Precision of gluing method for estimating power spectrum	3
3	Corley-Jacobson dispersion relation	5
4	Sixth order polynomial dispersion relation	8
5	Higher order dispersion relations in the EFT of inflation	14
6	Conclusion	17

1 Introduction

Much has been said and written about the possible effects due to perturbation modes evolving inside the horizon with energies larger than the scale of known physics (see Refs. [1–13] for a few examples). Depending on how one models the new physics, various assessments for the amplitude of the corrections to standard quantum field theory results were suggested. In fact, in most scenarios, these effects were estimated to be of order $(H/M)^n$, where H and M are respectively the inflationary Hubble parameter and scale of new physics, and the exponent $n \gtrsim 1$, typically.

One approach to model physics at very high momenta, is to assume that the Lorentzian dispersion relation, $\omega^2 = k^2$, is modified by higher order corrections. Depending on whether the dispersion relation respects the adiabaticity condition when the mode are inside the horizon, the corrections to the spectrum can be negligible [14] or dominant [15, 16]. The authors of these studies used the gluing approximation to estimate the corrections. However, comparing the outcome of this approximation in the case of Ref. [14] with the exact analytical solution, authors of [17] showed that the gluing method overestimates the correction to the power spectrum by an extra factor of (H/M) . Moreover, for a dispersion relation with non-adiabatic evolution, the numerical solution for the mode equation suggests that the effect is drastically different from what the gluing technique predicts. In Ref. [15], the gluing method indicated that the correction to the power spectrum is given by an oscillatory function whose amplitude depends almost linearly on the amount of time each mode spends in the non-adiabatic region. The numerical solution on the other hand demonstrated that the exact behaviour of the power spectrum is more involved, depending on other parameters in the problem [18]. It is often argued that effects of order one or higher on the power spectrum (see [19] as an example) should be excluded due to the backreaction of excited states in the phase governed by the known physics [20]. However, as demonstrated in Ref. [21], as long as the scale of new physics is different from the Planck scale, the back reaction is not very constraining for corrections to observables like the power spectrum. They estimated the upper bound on the second Bogolyubov coefficient to be of order $\sqrt{\varepsilon\eta} H M_{\text{pl}}/M^2$, where ε and η are respectively the first and second slow-roll parameter for a given inflationary potential and M_{pl} is the Planck mass. In fact, for a given inflationary model, the back reaction of excited states with large Bogolyubov coefficients, could be counteracted by simultaneously reducing

the ratio of H and M [22]. Further more, for a large-field model of inflation with highly excited initial condition the new physics scale cannot be arbitrarily larger than the Hubble parameter during inflation [22]. For example for the quadratic potential, the largest value allowed turns out to be $M \simeq 21 H$. In this paper, we call such highly excited initial conditions as “super-excited” states. These super-excited initial conditions can generate interesting observational effects. For instance, super-excited states with k dependence, induce a running in the spectral index larger than $\mathcal{O}(\epsilon^2)$ [23]. In another example, it was shown that the position-dependent modulations of excited states with large occupation numbers lead to the hemispherical anomaly [24]. In a recent work, the effect of rotational symmetry-breaking excited initial conditions was used to obtain statistically anisotropic power and bi-spectrum. Such an effect is not yet observed in the CMB, but may have an impact for future galaxy surveys, leaving a trace in the shape of galaxies [25].

All of the above motivates us to further investigate the microphysical origin of such super-excited initial states. Recalling that dispersion relations with an intermediate phase that break WKB condition can induce large corrections to the power spectrum, we were inspired to further study the implications of modified dispersion relations for excited initial states. In particular, we are exploring the modified dispersion relations of the following form

$$\omega^2(k_{\text{ph}}) = \bar{\beta} k_{\text{ph}}^6 - \bar{\alpha} k_{\text{ph}}^4 + k_{\text{ph}}^2, \quad (1.1)$$

where $\bar{\beta}, \bar{\alpha} \geq 0$. In particular, we like to explicitly show that the region of parameter space that results in larger than one modification of the power spectrum corresponds to an initial condition with super excited state in standard picture. To estimate the solution of the mode equation, we use both the analytical technique called gluing as well as numerical techniques. Gluing method has been used quite extensively in the literature [14] for estimating the power spectrum. In this method, the solution to the differential equation in different regions of the domain are glued to each other by matching the functions and their first derivatives at the boundaries. The initial condition is usually set to be adiabatic vacuum which corresponds to positive frequency WKB mode at infinite past. However, one has to keep in mind that the precision of this method relies strongly on how well the solutions overlap or merge at the boundaries. In the case of $\bar{\beta} = 0$ and $\bar{\alpha} < 0$, we have an exact analytic solution for mode equation (1.1), and therefore we can extract the *exact* correspondence to Bogolyubov coefficients. This allows us to test the reliability of the gluing prediction in this case. As we will show the second Bogolyubov coefficient goes to zero much faster than what the simple matching technique suggests. The discrepancy between the two methods can be as significant as order $(H/M)^2$.

For $\bar{\beta} \neq 0$ and $\bar{\alpha} > 0$, one has a sixth order polynomial dispersion relation with an intermediate phase that dispersion curve has negative slope. In this case no exact analytic solution is known for equation of motion (1.1). However, matching excited mode solutions to the implicit solution given by Mathematica will provide us the corresponding Bogolyubov coefficients. In our approach, we make sure that the matching is performed in the regime that solutions are overlapping to a high precision. As we will observe, these dispersion relation even in the cases where there is only one turning point in the equation (corresponding to usual Hubble crossing) can mimic excited states with particle number density as large as 80. This verifies the result of previous studies [23, 26, 27]. Our derivation also shows that in some regions of parameter space, above dispersion relation does not lead to any corrections to power spectrum. We will identify the corresponding “calm excited states” [28] resulting from the evolution of these modes. In the last section, we will comment on how dispersion relations

like the one in Eq. (1.1) can arise in the context of the Effective Field Theory of Inflation [29]. Finally, we will conclude the paper and propose avenues for future developments.

2 Precision of gluing method for estimating power spectrum

As already pointed out, our main goal in this paper is to study the effects of modified dispersion relations on the power spectrum. Modified dispersion relations can lead to complicated Ordinary Differential Equations (ODEs) in Fourier space that are hard to solve analytically. A popular analytical method in the literature to estimate the solution of an ODEs, is to use matching techniques. In this approach, one first finds the general solutions to the ODE in different domains. Imposing an initial or boundary condition then fixes the coefficients in one region, and the coefficients in the other regions are determined by matching the solutions at the boundaries of these regions. This is in fact quite a powerful technique to estimate outgoing amplitudes in different areas of physics, such as optics and quantum mechanics. As is customary in the cosmology community, we will refer to this technique as *gluing method*. The precision of this technique depends on how smoothly the solutions of different intervals merge to each other. Depending on the intended accuracy, one can always divide the domain in more regions. Nonetheless, doing that might not necessarily provide additional intuitions or advantages compared to numerical methods.

To highlight this point, we review the gluing method for the mode equation of the standard Lorentzian dispersion relation. This example will help us understand one source of offsets when we deal with more complicated modified dispersion relations. In this vanilla model, the mode equation for a massless spectator field ϕ on the de Sitter background (with scale factor $a = -1/H\tau$) and minimally coupled to gravity is

$$u_k'' + \left(k^2 - \frac{2}{\tau^2}\right) u_k = 0. \quad (2.1)$$

Here u represents the canonical variable defined as $u \equiv a\phi$. This equation is the modified Bessel equation and we can find exact solutions and the corresponding power spectrum. Assuming Bunch-Davis initial conditions, the exact modes are given by

$$u_k = \frac{1}{\sqrt{2}} e^{-ik\tau} \left(1 - \frac{i}{k\tau}\right). \quad (2.2)$$

Substituting this solution into the power spectrum,

$$P_k^\phi \equiv \frac{k^3}{2\pi^2} \langle \phi_k^2 \rangle = \frac{k^3}{2\pi^2 a^2} \langle u_k^2 \rangle, \quad (2.3)$$

one obtains that at late times ($\tau \rightarrow 0$),

$$P_{\text{BD}} \equiv P_k^{\phi(\text{exact})} = \frac{H^2}{4\pi^2}. \quad (2.4)$$

In the following, we will use this value as our reference point and evaluate corrections with respect to this value.

Suppose we now try to estimate the power spectrum via a gluing approach. We divide the time domain $\tau \in (-\infty, 0)$ into two regions, namely region I = $(-\infty, -\sqrt{2}/k]$ and region II = $[-\sqrt{2}/k, 0)$. We then impose continuity of the solutions and their first derivatives at the boundary point

$$\tau_b \equiv -\frac{\sqrt{2}}{k}. \quad (2.5)$$

In the limit $\tau \ll \tau_b$, Eq. (2.1) simplifies to a simple harmonic oscillator. The particular solution of this equation that approaches the Bunch-Davies vacuum is given by

$$u_{k\text{I}} = \frac{1}{\sqrt{2k}} \exp(-ik\tau) . \quad (2.6)$$

On the other hand, one can neglect k^2 in Eq. (2.1) for $\tau \gg \tau_b$. Therefore, the general solution in the second region is given by

$$u_{k\text{II}} = C_1 \tau^2 + \frac{C_2}{\tau} . \quad (2.7)$$

The coefficients C_1 and C_2 can be determined by assuming $u_{k\text{I}}$ and $u_{k\text{II}}$ remain good approximations around the boundary point τ_b , and requiring the continuity of the function and its derivative at this point,

$$u_{k\text{I}}(\tau_b) = u_{k\text{II}}(\tau_b) \quad (2.8)$$

$$\left. \frac{du_{k\text{I}}(x)}{d\tau} \right|_{\tau_b} = \left. \frac{du_{k\text{II}}(x)}{d\tau} \right|_{\tau_b} . \quad (2.9)$$

These conditions yield

$$C_1 = \frac{1}{12} (\sqrt{2} + 2i) e^{i\sqrt{2}} k^{3/2} \quad (2.10)$$

$$C_2 = -\frac{2 - i\sqrt{2}}{3k^{3/2}} e^{i\sqrt{2}} , \quad (2.11)$$

and the power spectrum (2.3) becomes

$$P_k^\phi \approx \frac{k^3 H^2}{2\pi^2} |C_2|^2 \approx \frac{12}{9} \frac{H^2}{4\pi^2} \approx 1.33 P_k^{\phi \text{ (exact)}} . \quad (2.12)$$

The discrepancy between the gluing result and the one obtained from the exact normalized modes is almost 33%, which shows the inadequacy of the gluing technique in properly estimating the amplitude of the power spectrum.

Of course, the reason for this discrepancy is that our approximate solutions in region I (2.6) and in region II (2.7) are not a good description of the actual solution in the neighbourhood of the turning point τ_b . If the regions of the validity of these solution had overlapped, then one would expect that the corresponding power spectrum be a good approximation for the exact expression. In fact, similarly to tunnelling problems in quantum mechanics, one could improve the accuracy by employing a WKB approximation in the first region and Airy functions around the turning point τ_b . We should remark that, in inflationary backgrounds unlike most tunnelling problems, the WKB approximation is not restored after crossing the turning point. To summarize, matching techniques are helpful to estimate the power spectrum, but when it comes to small corrections, one should be aware of the limitations that come with this approximation.

3 Corley-Jacobson dispersion relation

We now turn our attention to the simplest correction to Lorentzian dispersion relation, namely the Corley-Jacobson (CJ) dispersion relation [30]¹. This dispersion relation assumes an additional quartic term to the physical momenta in the Ultra Violet (UV) regime,

$$\omega_{\text{ph}}^2 = k_{\text{ph}}^2 + \beta_0 k_{\text{ph}}^4 . \quad (3.1)$$

Changing to comoving momenta, $k = a k_{\text{ph}}$ and $\omega^2(k) = a^2 \omega_{\text{ph}}^2(k/a)$ the new mode equation becomes

$$u_k'' + \left(\epsilon \tau^2 k^4 + k^2 - \frac{2}{\tau^2} \right) u_k = 0 , \quad (3.2)$$

where we also defined the parameter $\epsilon \equiv \beta_0 H^2$. This mode equation was extensively analyzed in Ref. [17]. It was shown there that it has exact analytical solutions and the power spectrum can again be obtained without any approximations. Imposing adiabatic vacuum initial conditions, the exact modes are given by

$$u_k^{(\text{exact})}(\tau) = \frac{\exp(-\frac{\pi}{8\epsilon})}{\sqrt{-2\epsilon\tau}k} \text{WW} \left(\frac{i}{4\epsilon}, \frac{3}{4}, -i\epsilon k^2 \tau^2 \right) , \quad (3.3)$$

with WW representing the Whittaker W function. Computing the power spectrum (2.2), one obtains

$$P_k^{\phi(\text{exact})} = \gamma^{(\text{exact})} P_{\text{BD}} , \quad (3.4)$$

where the modulation of the Bunch-Davis power spectrum (2.4) is given by

$$\gamma^{(\text{exact})} = \frac{\pi e^{-\frac{\pi}{4\epsilon}}}{4\epsilon^{3/2} \Gamma(\frac{5}{4} - \frac{i}{4\epsilon}) \Gamma(\frac{5}{4} + \frac{i}{4\epsilon})} . \quad (3.5)$$

In order to determine the Bogolyubov coefficients, we note that Eq. (3.2) reduces to the usual vanilla one in an expanding background as $x \rightarrow 0$. Therefore, the exact solution (3.3) in this limit can be matched smoothly to an excited mode,

$$u_{k\text{IV}} = \frac{\sqrt{-x\pi}}{2} \left[\xi H_{3/2}^{(1)}(-x) + \rho H_{3/2}^{(2)}(-x) \right] , \quad (3.6)$$

We can then obtain the corresponding Bogolyubov coefficients ξ and ρ . Since the mode function (3.6) itself is singular at $x = 0$, instead we work with function $f(x) = x u(x)$ for which

$$f(0) = -i \frac{\xi - \rho}{\sqrt{2}} \quad (3.7)$$

$$f'(0) = 0 \quad (3.8)$$

$$f''(0) = -i \frac{\xi - \rho}{\sqrt{2}} = f(0) \quad (3.9)$$

$$f'''(0) = -\sqrt{2}(\xi + \rho) . \quad (3.10)$$

¹Please also see [31] for such modified dispersion for gravitino in the context of Effective Field Theory.

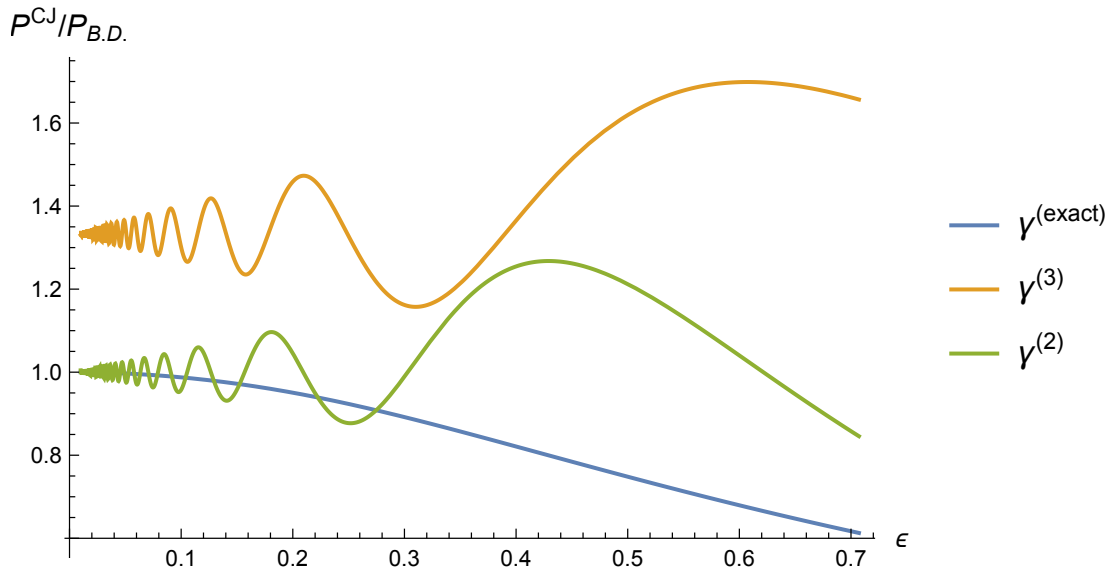


Figure 1. Ratio of Corley-Jacobson power spectrum to Bunch-Davies power spectrum from various methods: $\gamma^{(3)}$ is the modulation factor when using three regions for gluing solutions; $\gamma^{(2)}$ is the modulation factor when using two regions for matching solutions; and $\gamma^{(\text{exact})}$ is the exact modulation factor. Notice that, beside the superimposed oscillations, further gluing at the horizon crossing causes an offset of $1/3$ with respect to the exact result around $\epsilon = 0$. Oscillations near $\epsilon = 0$ are an artefact introduced by the gluing technique and are absent in the exact result.

The Bogolyubov coefficients are then determined by evaluating the function f and its third derivative at $x = 0$. We obtain

$$\rho(\epsilon) = \frac{\sqrt{\pi} e^{-\frac{\pi}{8\epsilon}}}{4\epsilon^{3/2}} \left[\frac{8(-1)^{3/8} \epsilon^{9/4}}{\Gamma(-\frac{\epsilon+i}{4\epsilon})} - \frac{(-i\epsilon)^{3/4}}{\Gamma(\frac{5}{4} - \frac{i}{4\epsilon})} \right] \quad (3.11)$$

$$\xi(\epsilon) = \frac{\sqrt{\pi} e^{-\frac{\pi}{8\epsilon}}}{4\epsilon^{3/2}} \left[\frac{8(-1)^{3/8} \epsilon^{9/4}}{\Gamma(-\frac{\epsilon+i}{4\epsilon})} + \frac{(-i\epsilon)^{3/4}}{\Gamma(\frac{5}{4} - \frac{i}{4\epsilon})} \right]. \quad (3.12)$$

The number density of particles in an excited state is then given by

$$N_k(\epsilon)^{\text{exact}} = \frac{(-1)^{5/8} e^{-\frac{\pi}{4\epsilon}}}{32\pi\epsilon^3} \cosh\left(\frac{\pi}{2\epsilon}\right) \left[(-1)^{3/8} (i\epsilon)^{3/4} \Gamma\left(\frac{i-\epsilon}{4\epsilon}\right) - 8\epsilon^{9/4} \Gamma\left(\frac{5}{4} + \frac{i}{4\epsilon}\right) \right], \quad (3.13)$$

which goes like $25\epsilon^4/64$ for small ϵ .

Now that we have the exact answer, we can again check the precision of the gluing technique. As noted previously in Ref. [17], assuming $\epsilon \ll 1/\sqrt{2}$, one can decompose the time domain into three regions:

$$k\tau \leq -\epsilon^{-1} \quad \text{region I} \quad (3.14)$$

$$-\epsilon^{-1} \leq k\tau \leq -\sqrt{2} \quad \text{region II} \quad (3.15)$$

$$k\tau \geq -\sqrt{2} \quad \text{region III} . \quad (3.16)$$

The solution in region I that satisfies the wronskian condition,

$$u(\tau) u'^*(\tau) - u^*(\tau) u'(\tau) = i, \quad (3.17)$$

and the adiabatic vacuum initial conditions, turns out to be

$$u_{k\text{I}} = \frac{D_{-\frac{1}{2}}((-1)^{3/4} \sqrt{2\epsilon} x)}{(2\epsilon)^{1/4} \sqrt{k}} . \quad (3.18)$$

Here, $D_\nu(x)$ is the parabolic cylinder function of order ν , and we defined the dimensionless parameter $x \equiv k\tau$. Next, this solution is glued to the general solutions in region II,

$$u_{k\text{II}} = A_2 \exp(ix) + B_2 \exp(-ix) , \quad (3.19)$$

and the coefficients are determined by requiring continuity at $x_1 = -1/\epsilon$. This yields

$$A_2 = -\frac{(1+i)e^{i/\epsilon} \left[\sqrt{\epsilon} D_{\frac{1}{2}}\left(\frac{1-i}{\sqrt{\epsilon}}\right) - (1-i) D_{-\frac{1}{2}}\left(\frac{1-i}{\sqrt{\epsilon}}\right) \right]}{(32\epsilon)^{1/4} \sqrt{k}} \quad (3.20)$$

$$B_2 = \frac{(1+i)e^{-i/\epsilon} \sqrt[4]{\epsilon} D_{\frac{1}{2}}\left(\frac{1-i}{\sqrt{\epsilon}}\right)}{2 \sqrt[4]{2} \sqrt{k}} . \quad (3.21)$$

Likewise, matching these solutions to the general solutions in region III,

$$u_{k\text{III}} = \frac{A_3}{x} + B_3 x^2 , \quad (3.22)$$

leads to

$$A_3 = \frac{e^{-\frac{i(\sqrt{2}\epsilon+1)}{\epsilon}}}{3 \sqrt[4]{8\epsilon} \sqrt{k}} \left\{ (1+i) \sqrt{\epsilon} \left[(2+i\sqrt{2}) e^{2i/\epsilon} + i(\sqrt{2}+2i) e^{2i\sqrt{2}} \right] D_{\frac{1}{2}}\left(\frac{1-i}{\sqrt{\epsilon}}\right) - (4+2i\sqrt{2}) e^{2i/\epsilon} D_{-\frac{1}{2}}\left(\frac{1-i}{\sqrt{\epsilon}}\right) \right\} \quad (3.23)$$

$$B_3 = \frac{(1+i)e^{-\frac{i(\sqrt{2}\epsilon+1)}{\epsilon}}}{12 \sqrt[4]{8\epsilon} \sqrt{k}} \left\{ \sqrt{\epsilon} \left[(\sqrt{2}+2i) e^{2i\sqrt{2}} - (\sqrt{2}-2i) e^{2i/\epsilon} \right] D_{\frac{1}{2}}\left(\frac{1-i}{\sqrt{\epsilon}}\right) + (1-i)(\sqrt{2}-2i) e^{2i/\epsilon} D_{-\frac{1}{2}}\left(\frac{1-i}{\sqrt{\epsilon}}\right) \right\} . \quad (3.24)$$

The power spectrum is finally obtained to be

$$P_{\text{CJ}}^{(3)} \equiv \gamma^{(3)} P_{\text{BD}} = 2 |A_3|^2 P_{\text{BD}} . \quad (3.25)$$

In fig. 1, we plotted the factor $\gamma^{(3)}$ as a function of ϵ . One can see that the factor $\gamma^{(3)}$ oscillates around $4/3$ for small values of ϵ , with an amplitude roughly proportional to ϵ . This oscillatory behaviour continues for larger values of ϵ , up to the point of validity of the above computation. Note that when we are matching two oscillatory solutions at high frequencies we expect the error to oscillate as well. As we see the exact result does not show any oscillations, but only a suppression proportional to $-\epsilon^2$ close to $\epsilon \approx 0$. The large offset of $1/3$ from the exact result is reminiscent of the discrepancy observed in the previous section from gluing the modes at the horizon crossing point, $x = -\sqrt{2}$. In fact, the offset can be removed if the regions II and III are combined. The improved solutions in this unified region,

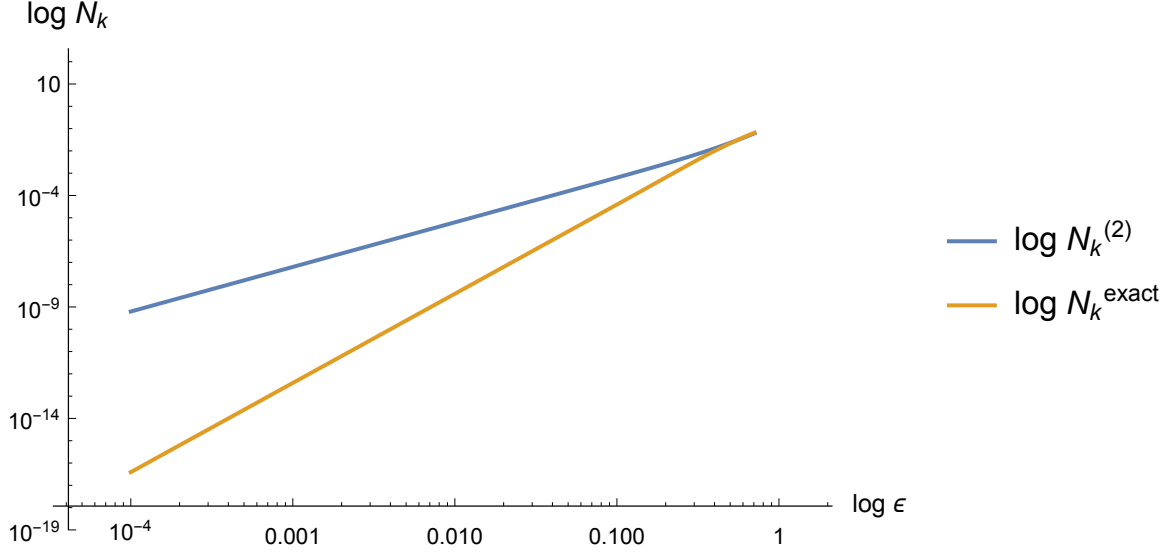


Figure 2. Number of particles in the corresponding excited states obtained via gluing is compared to the exact one as function of ϵ . The exact number of particles goes to zero faster by an extra factor of ϵ^2 .

(3.6), can then be glued to the solution in region I. As we see in fig. 1, the modulation factor $\gamma^{(2)}$ obtained using just two region does not show any offset from the exact result anymore. This result still displays an oscillatory feature for small values of the distortion parameter ϵ , which is again due to the inadequacy of this technique in the UV.

The number of particles obtained from the gluing technique with two-regions is

$$\begin{aligned}
N_k^{(2)}(\epsilon) = & \frac{\pi}{4\sqrt{2}\epsilon^{3/2}} \left\{ D_{-\frac{1}{2}} \left(\frac{1-i}{\sqrt{\epsilon}} \right) \left[H_{\frac{1}{2}}^{(1)}(\epsilon^{-1}) - (\epsilon-i) H_{\frac{3}{2}}^{(1)}(\epsilon^{-1}) \right] \right. \\
& + (1-i) \sqrt{\epsilon} D_{\frac{1}{2}} \left(\frac{1-i}{\sqrt{\epsilon}} \right) H_{\frac{3}{2}}^{(1)}(\epsilon^{-1}) \left. \right\} \times \left\{ (1+i) \sqrt{\epsilon} D_{\frac{1}{2}} \left(\frac{1+i}{\sqrt{\epsilon}} \right) H_{\frac{3}{2}}^{(2)}(\epsilon^{-1}) \right. \\
& \left. + D_{-\frac{1}{2}} \left(\frac{1+i}{\sqrt{\epsilon}} \right) \left[H_{\frac{1}{2}}^{(2)}(\epsilon^{-1}) - (\epsilon+i) H_{\frac{3}{2}}^{(2)}(\epsilon^{-1}) \right] \right\} , \tag{3.26}
\end{aligned}$$

which behaves like $\epsilon^2/16$ for small ϵ , as opposed to $25\epsilon^4/64$ for the exact solution. In fig. 2, we have plotted both the number of particles obtained by the gluing method and the one from the exact mode functions. It displays it clearly that the number of particles for exact solution goes to zero faster than what the gluing method predicts for small ϵ .

4 Sixth order polynomial dispersion relation

We are now going to take one step further and investigate mode equations of the form (1.1), where the dispersion relation is governed by $\omega^2 \propto k^6$ in the infinite past. In particular we consider the cases that perturbation modes start from adiabatic vacuum, then go through a non-adiabatic phase where group velocity becomes negative and finally re-emerge as super-

excited states when $\omega^2 \simeq k^2$. For convenience we have set the sound speed in (1.1) to unity². Implementing this dispersion for the canonicalized variable u , mode equation takes the following form

$$u_k'' + \left(\beta_0 x^4 - \alpha_0 x^2 + 1 - \frac{2}{x^2} \right) u_k = 0, \quad (4.1)$$

where $x \equiv k\tau$ as before, $\beta_0 \equiv \bar{\beta}H^4$ and $\alpha_0 \equiv \bar{\alpha}H^2$. As we will discuss in section 5, these dispersion relations can be realized, in the effective field theory of inflation [29], from terms like $\nabla_\mu \delta K^{\nu\gamma} \nabla^\mu \delta K_{\nu\gamma}$, $(\nabla_\mu \delta K^\nu{}_\nu)^2$, $\nabla^\mu \delta K_{\nu\mu} \nabla^\nu \delta K_\sigma^\sigma$ and $\nabla_\mu \delta K^\mu{}_\nu \nabla_\gamma \delta K^{\gamma\nu}$. A similar dispersion relation has also come up in the study of trans-Planckian signatures in inflation [15, 18]. We can constraint the dispersion relation (1.1) to be nonnegative (non-tachyonic) at all sub Hubble scales by setting [18],

$$z \equiv \frac{\beta_0}{\alpha_0^2} \geq \frac{1}{4}. \quad (4.2)$$

To be on the conservative side, we also assume that the modes get lighter than the Hubble scale only once during inflation, which corresponds to the time of horizon-crossing, i.e $\omega^2 = 2H^2$ has only one solution which is around $k \sim 1/aH$. This is different from the study of Ref. [18], where it was assumed that there are three turning points corresponding to three solutions of the equation $\omega^2 - 2H^2 = 0$. For

$$z > \frac{1}{3}, \quad (4.3)$$

this equation automatically has only one solution. For values of α_0 and β_0 such that

$$\frac{1}{4} \leq z \leq \frac{1}{3}, \quad (4.4)$$

having only one solution imposes one of the following conditions

$$\begin{aligned} \alpha_0 &\leq \frac{9z - 2 - 2(1 - 3z)^{3/2}}{54z^2} \\ \text{or } \alpha_0 &\geq \frac{9z - 2 + 2(1 - 3z)^{3/2}}{54z^2}. \end{aligned} \quad (4.5)$$

Again, we will first try to estimate the particle number density using the gluing approach. We decompose the domain of $x \equiv k\tau \in (-\infty, 0]$ into the intervals

$$-\infty < x \lesssim x_1(\alpha_0, \beta_0) \quad \text{region I} \quad (4.6)$$

$$x_1(\alpha_0, \beta_0) < x < 0 \quad \text{region II} \quad (4.7)$$

where $x_1(\alpha_0, \beta_0)$ is the transition point below which the higher order corrections to the dispersion relation can be neglected and the mode equation becomes the standard Lorentzian dispersion relation. In general $x = x_1(\alpha_0, \beta_0)$ can be determined by solving the equation

$$\alpha_0 x^4 - \beta_0 x^2 = 1 - \frac{2}{x^2}, \quad (4.8)$$

²If $c_s \neq 1$, one can still make it to one in mode equation for the canonical variable u , by changing the conformal time $d\tau \rightarrow c_s d\tau$. When evaluating the power spectrum for field ϕ or curvature perturbations that factor will reemerge.

and is a complicated function of α_0 and β_0 , but we note that for the cases of our interest $\beta_0 \sim \alpha_0^2$, and one has

$$x_1(\alpha_0, \beta_0) \approx -\frac{2}{\sqrt{\alpha_0}}. \quad (4.9)$$

Interestingly, Maple can find a compact solution in terms of Heun T functions to the mode equation if the term $2/x^2$ was dropped. Therefore this solution is applicable to region I. After normalizing it according to the Wronskian condition (3.17), and imposing adiabatic vacuum initial condition, we obtain

$$u_{k\text{I}}(x) = \frac{\beta_0^{1/4}}{k^{1/2} \alpha_0^{1/2}} \text{HeunT}(\mathcal{A}, 0, \mathcal{B}, -\mathcal{C} x) \exp(-y), \quad (4.10)$$

where

$$\begin{aligned} \mathcal{A} &= \frac{1}{32} \frac{\alpha_0^2 18^{1/3} (i\sqrt{3} + 1)^2}{\beta_0^{4/3}} \\ \mathcal{B} &= -\frac{1}{4} \frac{\alpha_0 \sqrt[3]{12} (i\sqrt{3} + 1)}{\beta_0^{2/3}} \\ \mathcal{C} &= -\frac{1}{3} 3^{2/3} \sqrt[3]{2} \sqrt[6]{\beta_0} \sqrt[6]{-1}, \end{aligned} \quad (4.11)$$

and

$$y = \frac{1}{12} \frac{x \left(-4 i \beta_0 x^2 + 3 \sqrt{3} (-1)^{2/3} \alpha_0 + 3 \sqrt[6]{-1} \alpha_0 \right)}{\sqrt{\beta_0}}. \quad (4.12)$$

This solution has to be matched to the general solution in region II, which is nothing other than a linear combination of Hankel functions (3.6),

$$u_{k\text{II}} = \frac{\sqrt{-x\pi}}{2\sqrt{k}} \left[\xi H_{3/2}^{(1)}(-x) + \rho H_{3/2}^{(2)}(-x) \right]. \quad (4.13)$$

The solutions should be glued following the same prescription as (2.8) and (2.9) at the point $x_g = x_1(\alpha_0, \beta_0)$.

For $\alpha_0 = 0.2$ and

$$\frac{\alpha_0^2}{4} \leq \beta_0 \leq \frac{\alpha_0^2}{3} \quad (4.14)$$

Eqs. (4.5) is satisfied. For larger ratios of β_0/α_0^2 , although one can solve for the Bogolyubov coefficients implicitly in terms of Heun T and Heun T Prime functions, Maple software cannot evaluate the values of these parameters numerically. Apparently Maple employs a series expansion for the Heun T Prime function which does not converge for such range of parameters. For $\alpha_0 = 0.2$, the enhancement factor for power spectrum is in the following range

$$183.35 \leq \gamma \leq 454.89, \quad (4.15)$$

which is quite large. The range for number of particles in the excited state, N_k , is

$$47.31 \leq N_k \leq 229.63 \quad (4.16)$$

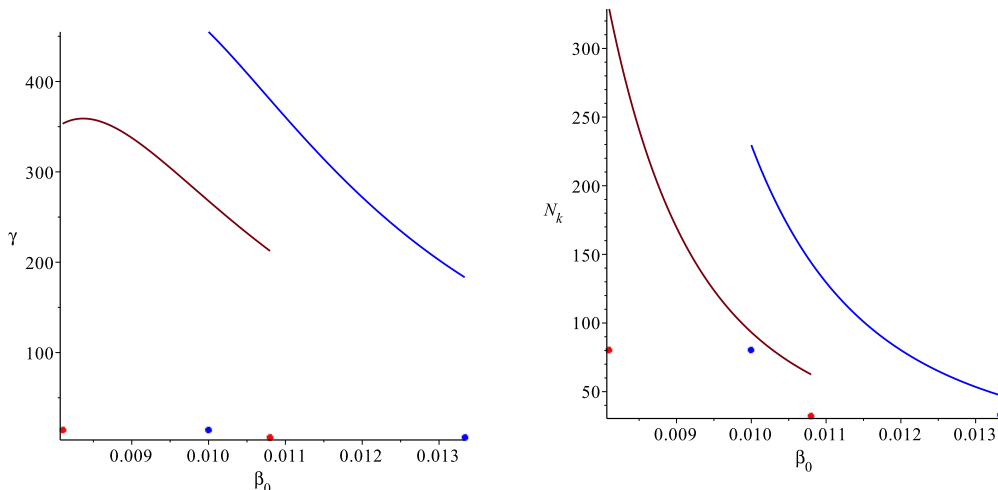


Figure 3. Power spectrum enhancement (left panel) and occupation number (right panel) obtained with gluing method (red and blue curves) compared to full numerical result (dots). For few values of α_0 and β_0 , we have computed the correction to the power spectrum and the number of particles in the corresponding excited state numerically. The difference between these dots and the corresponding point on the curves shows that the gluing method could have a large error in estimating these parameters. The blue and red curves (dots), correspond to $\alpha_0 = 0.2$ and $\alpha_0 = 0.18$, respectively.

In Fig. 3, we have plotted γ and N_k for $\alpha_0 = 0.2$ and $\alpha_0 = 0.18$, in the range $\frac{1}{4} \leq z \leq \frac{1}{3}$. Such values of α_0 satisfy the constraints (4.5) and thus there is only one turning point corresponding to the horizon crossing. As we discussed in the last section, the gluing technique can become unreliable in obtaining the enhancement parameter and the number of particle. Thus, one may wonder to what extent the above results can be trusted. The following derivation shows that in fact, compared to the numerical result, gluing method significantly overestimates the occupation number of excited states and the enhancement factor.

Although one cannot find the exact power spectrum parametrically as a function of α_0 and β_0 , we can still compute the power spectrum numerically for fixed values of these parameters. Starting from the normalized positive frequency WKB mode in the infinite past,

$$u_k(x \rightarrow -\infty) \simeq \frac{1}{2} \left(-\frac{\pi}{3} x \right) H_{\frac{1}{6}}^{(1)} \left(-\frac{\sqrt{\beta_0}}{3} x^3 \right), \quad (4.17)$$

the solution is then evolved numerically. Table 1, lists the values of the enhancement factor and other variables evaluated numerically, for given pairs of (α_0, β_0) . The largest enhancement for the power spectrum occurs when $\alpha_0 \simeq 0.2$ and $\beta_0 \simeq \alpha_0^2/4$ and, for illustration purposes, we focus on these particular values of parameters. The enhancement factor over the Bunch-Davies result for the power spectrum is about $\gamma = 14.738$. This is much smaller than the enhancement factor, $\gamma = 454.89$, obtained through gluing. Contrary to the adiabatic case, the gluing technique fails by a huge amount with respect to the numerical result.

Although Mathematica does not recognise any compact explicit solution for the mode equation (4.1) inside the horizon, it can come up with implicit solutions for the complete mode equation, which formally read as

$$u_k(x) = c_1 u_k^{(1)}(x) + c_2 u_k^{(2)}(x), \quad (4.18)$$

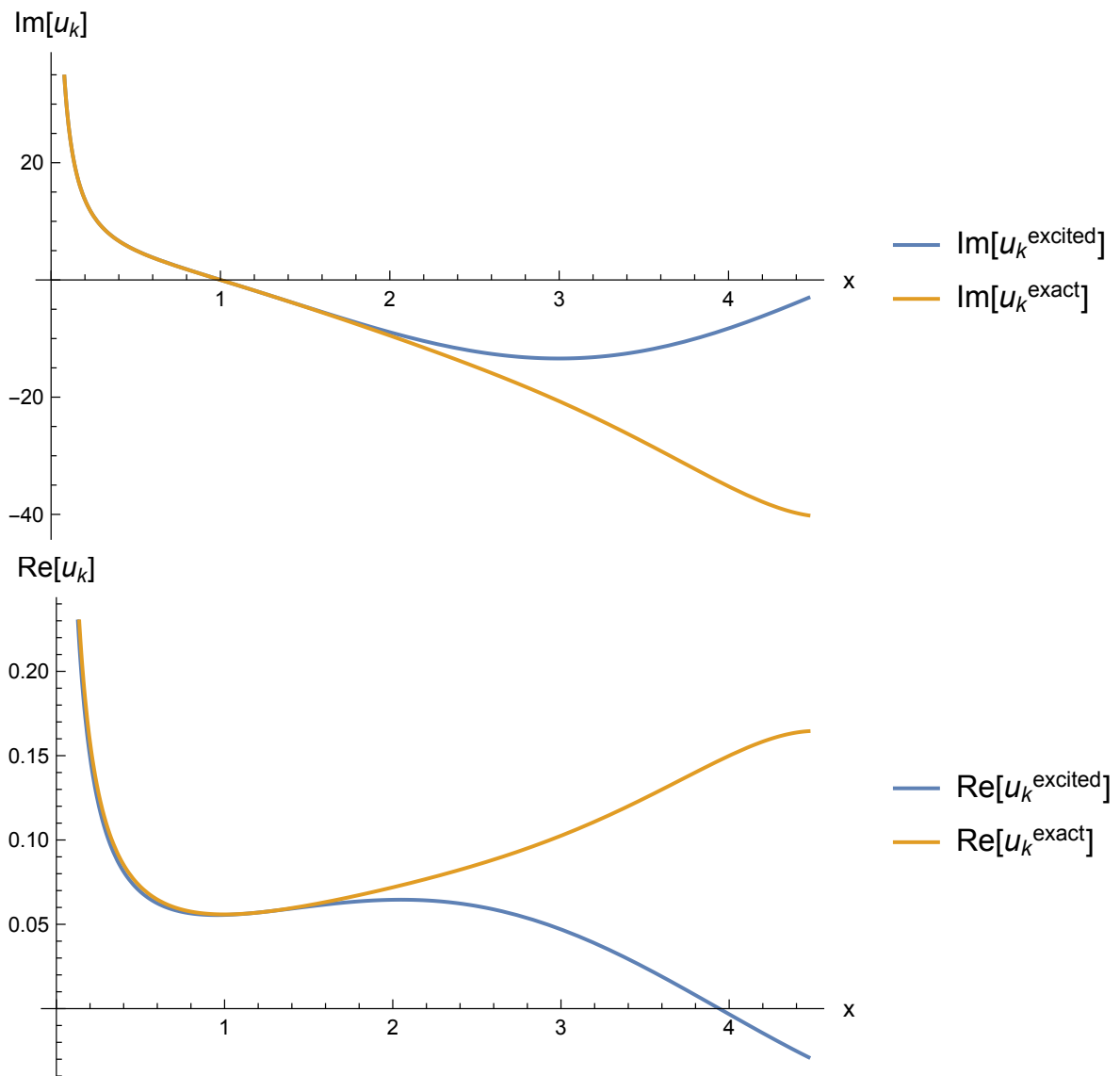


Figure 4. Imaginary and real parts of the implicit mode function is compared with the excited state for the choice of a that results in the coalescence of the modes after the collision point.

where c_1 and c_2 satisfy

$$c_1 \bar{c}_2 - c_2 \bar{c}_1 = i . \quad (4.19)$$

The solutions $u_k^{(i)}$, with $i = 1, 2$, are normalized so that for one of them $u_k^{(i)}(1) = 1$ and $u_k^{(i)'}(1) = 0$ and for the other one it is the other way around³. The most general solutions to

³It turns out that these implicit solutions are much easier to evaluate if their argument is real and positive. Noting that the differential equation is even under $x \rightarrow -x$, we will work in the domain $(0, \infty)$, instead of $(-\infty, 0)$.

the Wronskian condition with real c_1 is

$$c_1 = \frac{1}{\sqrt{2} s} \quad (4.20)$$

$$c_2 = -i \frac{s}{\sqrt{2}}, \quad (4.21)$$

where $s \in \mathbb{R}$. We determine the parameter s , by requiring that the power spectrum obtained from the modes (4.18) matches the one obtained by numerically evolving the initial condition (4.17). There are usually four different solutions, two by two negative of each other. For all these values of s , one can compute the corresponding implicit mode function and we choose the one which leads to almost the same value of the mode function obtained by integrating numerically the mode equation. In principle, one can then follow the steps taken in the previous section to determine the number of particles in the corresponding state. However, while the amplitude of fluctuations, which is proportional to $f(x) \equiv x u_k(x)$, approaches a constant value outside the horizon, the way Mathematica numerically solves the equation, the error accumulates in higher derivative terms such as f''' , and make them diverges as $x \rightarrow 0$. What we do instead is the following, we expect the general solution of (4.1) to merge quite well to Henkel functions even before Hubble crossing. Therefore, we glue the mode function (4.18) to a linear combination of Hankel functions at an *arbitrary* point x_g . We next demand the corresponding Bogolyubov coefficients $\xi(x_g)$ and $\rho(x_g)$ yield the numerically computed value for the power spectrum. We then test our solution to make sure our assumption for gluing at x_g is justified. For $\alpha_0 = 0.2$ and $\beta_0 = \alpha_0^2/4$, we have plotted both the real and imaginary parts of the implicit numerical solution and the excited one obtained though matching the linear combination of Hankel functions (see fig. 4). In this case $x_g = 1.2145$, and as the figure displays these functions merge very well at that point. The values of the Bogolyubov coefficients estimated at this point are

$$\xi(x_g) = 1.95519 - 8.80935 i \quad \rho(x_g) = -1.88359 - 8.7681 i, \quad (4.22)$$

which suggests that the particle number density in the corresponding excited state is $N_k = 80.4275$. This number is quite large and suitable to serve as a highly excited state above the Bunch-Davies vacuum. In the language of [22], this corresponds to $\chi_S \simeq 2.19$, which is enough to serve our interests.

In table 1, we also list the corresponding values of the Bogoliubov coefficients that yields the correct enhancement factor to the power spectrum.

We note in passing that it is also possible to produce the so called "calm excited states". [28], with this type of dispersion relations. One can cook up values for α_0 and β_0 that lead to excited states but do not modify the power spectrum at all. For example, with

$$\alpha_0 = 0.0101982725, \quad (4.23)$$

$$\beta_0 = \frac{\alpha_0^2}{3}, \quad (4.24)$$

one obtains an excited state with Bogolyubov coefficients

$$\rho = -0.320196 - 2.16841 i, \quad (4.25)$$

$$\xi = 0.669079 - 2.31449 i, \quad (4.26)$$

α_0	β_0	γ	ρ	ξ	N_k
0.1	$\alpha_0^2/3$	2.62652	$-0.727078 - 3.65736 i$	$0.890536 - 3.75658 i$	13.9049
0.18	$\alpha_0^2/4$	14.7378	$1.88601 + 8.77648 i$	$-1.95745 + 8.81771 i$	80.5836
0.18	$\alpha_0^2/3$	5.95909	$-1.16428 - 5.55538 i$	$1.27598 - 5.62047 i$	32.2178
0.19	$\alpha_0^2/4$	14.7739	$-1.88609 - 8.77973 i$	$1.95736 - 8.82098 i$	80.641
0.19	$\alpha_0^2/3$	5.95909	$-1.16407 - 5.55488 i$	$1.27619 - 5.61989 i$	32.2118
0.2	$\alpha_0^2/4$	14.738	$-1.88359 - 8.7681 i$	$-1.95519 + 8.80935 i$	80.4275
0.2	$\alpha_0^2/3$	6.06496	$-1.17517 - 5.60415 i$	$1.2867 - 5.6685 i$	32.7875
0.3	$\alpha_0^2/4$	12.838	$-3.66837 + 1.44445 i$	$1.83104 - 8.21655 i$	69.8644
0.3	$\alpha_0^2/3$	6.06576	$-1.17328 - 5.59953 i$	$1.28877 - 5.66307 i$	32.7313
0.4	$\alpha_0^2/4$	10.6292	$-1.58475 - 7.42534 i$	$1.67516 - 7.47268 i$	57.647
0.4	$\alpha_0^2/3$	5.44107	$-1.10289 - 5.29483 i$	$-4.44333 + 1.44564 i$	29.2516
0.5	$\alpha_0^2/4$	8.87117	$-1.43795 - 6.77284 i$	$1.54006 - 6.82402 i$	47.939
0.5	$\alpha_0^2/3$	4.79253	$1.16308 - 5.03005 i$	$-1.02498 - 4.9602 i$	25.6542

Table 1. Modulation factor γ , Bogolyubov coefficients ξ and ρ , and particle number density N_k for the sixth order dispersion relation.

and particle number density $N_k \simeq 4.80453$. Nonetheless, the impact of such an excited state on the two-point function is negligible. Therefore, one cannot say conclusively if the mode has originated from an excited state just by examining the power spectrum.

5 Higher order dispersion relations in the EFT of inflation

One way to understand the appearance of higher order terms in dispersion relations such as those discussed in the last section, is by applying the approach of Effective Field Theory (EFT) of inflation [29]. This approach allows one to write down the most generic action for models with one scalar field ϕ on a quasi de Sitter background. The idea is that even though the action is invariant under all diffeomorphisms (diffeos), the solution for $\phi(x^\mu)$ provides a preferred time slicing. Restricting time hypersurfaces to be constant ϕ surfaces (the unitary gauge)⁴, then action only has to satisfy 3d spatial diff invariance. The most general spatial diff invariant action, around FRW metric, is given by [29]

$$S = \int d^4x \sqrt{-g} \left\{ M_{\text{Pl}}^2 \left[\frac{1}{2} R + \dot{H} g^{00} - (3H^2 + \dot{H}) \right] + L_n \right\}, \quad (5.1)$$

where

$$L_n = \sum_{m \geq 2}^n F^{(m)}(g^{00} + 1, \delta K_{\mu\nu}, \delta R_{\mu\nu\rho\sigma}; \nabla_\mu; t). \quad (5.2)$$

Here, $F^{(m)}$ represent functions that are of order (m) in metric perturbations. This is because in addition to 4d diff invariant metric terms, now g^{00} and pure functions of time $f(t)$ are also scalars under 3d spatial diffeos. We can also include terms that have extrinsic curvature $K_{\mu\nu}$ of the constant time hypersurfaces as it is a tensor under spatial diffeos. Any additional 3d diff invariant object such as 3d covariant derivative can be rewritten in terms of the terms

⁴Note that this choice doesn't completely fix the gauge. There is still a remaining gauge freedom in scalar metric perturbations due to spatial diff $x^i \rightarrow x^i + \delta^{ij} \partial_j \xi$.

already included. Furthermore, one expects to recover FRW solution at the zeroth order in perturbation which has been used to fix the terms inside the square bracket.

Now that we have the generic action in unitary gauge, we can relax the gauge condition by time transformation $t \rightarrow t + \xi^0(x^\mu)$. Since the action is no more restricted to a particular time slicing, we need to restore time diff invariance again. This can be achieved by promoting $\xi_0(x^\mu)$ to a field $-\pi(x^\mu)$ and requiring that it shifts as $\pi(x^\mu) \rightarrow \pi(x^\mu) - \xi_0(x^\mu)$ under the time diffs. Note that when we perform $t \rightarrow t + \xi^0(x^\mu)$, we no longer expect the perturbations in ϕ to be zero. In fact, by introducing the goldstone boson we are representing these perturbations since $\delta\phi = -\dot{\phi}_0 \xi^0$ and therefore $\pi = \delta\phi/\dot{\phi}_0$.

In general this action is going to be very complicated. However, the advantage of using this approach is that when the generalized slow roll approximation is valid, one can ignore all the metric perturbations in the action. Basically, if the time dependence of the coefficients in unitary gauge are much slower than Hubble time, then the decoupling limit of this theory from gravity, is larger than Hubble scale. This makes it possible to calculate power spectrum neglecting metric perturbations in the action.

For instance, if we implement this procedure to action (5.1), assuming $L_n = 0$, we obtain

$$S_\pi = -M_{pl}^2 \int d^4x \sqrt{-g} \dot{H} \left(\dot{\pi}^2 - \frac{(\partial\pi)^2}{a^2} \right). \quad (5.3)$$

One can show through gauge transformation, that π is related to the conserved quantity ζ , through $\zeta = -H\pi$. Which after substituting in above action reduces to standard slow roll inflationary action for ζ . However, we are interested at modification of dispersion relation beyond standard slow roll models. This task can be achieved by turning on the coefficients in L_n . Keeping the terms that can contribute to the quadratic action of π , at most to sixth order in gradients expansion and are even under time reversal, L_n reduces to

$$\begin{aligned} L_n = & \frac{M_2^4}{2!} (g^{00} + 1)^2 - \frac{\bar{M}_2^2}{2} (\delta K^\mu_\mu)^2 - \frac{\bar{M}_3^2}{2} \delta K^\mu_\nu \delta K^\nu_\mu \\ & - \frac{\delta_1}{2} (\nabla_\mu \delta K^{\nu\gamma})(\nabla^\mu \delta K_{\nu\gamma}) - \frac{\delta_2}{2} (\nabla_\mu \delta K^\nu_\nu)^2 - \frac{\delta_3}{2} (\nabla_\mu \delta K^\mu_\nu)(\nabla_\gamma \delta K^{\gamma\nu}) \\ & - \frac{\delta_4}{2} \nabla^\mu \delta K_{\nu\mu} \nabla^\nu \delta K^\sigma_\sigma. \end{aligned} \quad (5.4)$$

M_i and δ_i are free time dependent coefficients and the sign of each term is also a priori free. As pointed out in [29, 32], please also see [33], after proper canonicalization terms in the first line of eq. (5.4) can lead to an equation of motion with quartic corrections to the dispersion relation,

$$u'' + \left(\gamma_0 k^2 + \alpha_0 k^4 \tau^2 - \frac{2}{\tau^2} \right) u = 0, \quad (5.5)$$

where α_0 and γ_0 are functions of the M_i and \bar{M}_i parameters. Noting that

$$\delta K_{ij} \supset (\partial_i \partial_j \pi + \partial_i g_{0j}), \quad (5.6)$$

we expect the correction in the second line of equation (5.4) give rise to

$$u'' + \left(\gamma_0 k^2 + \alpha_0 k^4 \tau^2 + \beta_0 k^6 \tau^4 - \frac{2}{\tau^2} \right) u = 0. \quad (5.7)$$

Evaluating the action explicitly for π in Fourier space, we find that in $\dot{H} \rightarrow 0$ and decoupling limit, the second line of (5.4) produces these quadratic terms

$$\begin{aligned}
\mathcal{L}_n^{(2nd)} = & -\frac{1}{2}\delta_1 \left(\frac{k^6\pi^2}{a^6} - \frac{3H^2k^4\pi^2}{a^4} - \frac{k^4\dot{\pi}^2}{a^4} + \frac{4H^4k^2\pi^2}{a^2} - 6H^4\dot{\pi}^2 - 3H^2\ddot{\pi}^2 \right) \\
& -\frac{1}{2}\delta_2 \left(\frac{k^6\pi^2}{a^6} + \frac{H^2k^4\pi^2}{a^4} - \frac{k^4\dot{\pi}^2}{a^4} + \frac{6H^4k^2\pi^2}{a^2} - 9H^2\ddot{\pi}^2 \right) \\
& -\frac{1}{2}\delta_3 \left(\frac{k^6\pi^2}{a^6} + \frac{3H^2k^4\pi^2}{a^4} + \frac{H^2k^2\dot{\pi}^2}{a^2} - 9H^4\dot{\pi}^2 \right) \\
& -\frac{1}{2}\delta_4 \left(\frac{k^6\pi^2}{a^6} + \frac{H^2k^4\pi^2}{2a^4} + \frac{9H^4k^2\pi^2}{2a^2} + \frac{3H^2k^2\dot{\pi}^2}{a^2} + \frac{27}{2}H^4\dot{\pi}^2 \right).
\end{aligned} \tag{5.8}$$

As we expected the $k^6\pi^2$ do appear in L_n corrections. $-\frac{\delta_1}{2}(\nabla_\mu\delta K^{\nu\gamma})(\nabla^\mu\delta K_{\nu\gamma})$ and $\frac{\delta_2}{2}(\nabla_\mu\delta K^\nu{}_\nu)^2$ terms also produce $\ddot{\pi}^2$. According to Ostrogradski theorem [34], higher time derivatives usually lead to ghost instabilities. To avoid this, we set $\delta_1 = \delta_2 = 0$. In addition, the presence of terms like $k^4\dot{\pi}^2$ or $k^2\dot{\pi}^2$ will modify the dispersion relation in the UV back to $\omega^2 \propto k^4$ and $\omega^2 \propto k^2$ again. Hence, we set $\delta_3 = -3\delta_4$ to avoid this modification⁵. The remaining terms can contribute to the quadratic, quartic and sextic corrections to the dispersion relation. In general the coefficients of these correction can be either positive or negative. In this particular paper we focused on the example where the quadratic and sixth order coefficients, appear with a positive sign but the coefficient of quartic correction, α_0 , is negative. That particular choice and avoiding superluminal propagation, are in principle possible, by tuning the parameters⁶. We leave a more detailed exploration of the parameter space for δ_3 and other coefficients, that result in super excited or calm states for future work.

Even though such dispersion relations are in principle easy to produce within the effective field theory of inflation, it has been argued [29] that invoking dispersion relations $\omega^2 \propto k^{2n}$ with $n \geq 3$ undermines the concept of effective field theory itself. This is because for $n \geq 3$ the interaction terms scale with negative power of energy and therefore become strongly coupled at low energies. That comes from the fact that the scaling dimension of π will not be the same as the one for the Lorentzian dispersion relation. This implies that in the high momenta regime where we are invoking $\omega^2 \propto k^6$, theory has an IR cut off, below which it becomes strongly coupled. However, note that as universe expands the quartic and Lorentzian corrections to dispersion relation become more important and eventually take over. Given the different parameters that can contribute to kinetic terms, we think it is plausible to tune the IR cut off for that regime to be below the scale where dispersion relation transitions to $\omega^2 \propto k^2 - \bar{\alpha}k^4$. One may argue that this makes the theory highly fine tuned at UV. That may very well be the case, but given that we don't know what the UV complete theory is, it is hard to say what is natural and what terms are protected under the fundamental symmetries. For example Horava's proposal for a UV completion of gravity [35] naturally predicts dispersion relation of the form $\omega \propto k^3$ for graviton, based on Lifshitz

⁵In the previous copy of this paper, we have evaluated $\delta K_{\gamma\nu}$ by directly subtracting FRW extrinsic curvature of constant time surface ($K_{ij}^{(0)} = a^2 H \delta_{ij}$, $K_{00}^{(0)} = K_{i0}^{(0)} = 0$) from $K_{\mu\nu}$. However, with that definition $\delta K_{\gamma\nu}$ is not a proper tensor, so we redid our calculation using $K_{\mu\nu}^{(0)} = H h_{\mu\nu}$, where $h_{\mu\nu}$ is the induced metric of constant time surfaces [29]. This change modified some terms and coefficients, and added $k^2\dot{\pi}^2$ terms to both δ_3 and δ_4 terms.

⁶While with the the higher order corrections to the dispersion relation, one may face UV superluminality, one can still avoid superluminal propagation the IR mode by requiring $c_s \equiv \sqrt{\gamma_0} \ll 1$.

symmetry. In the end, we also expect that the overall bounds on the non-gaussianity be satisfied when speed of sound is close to one [22]. The non-gaussianity parameter, f_{NL} , remains finite for super-excited states, since it is defined as bispectrum divided by the power spectrum squared. Even though three point functions for such super-excited states may get enhanced [36], as we showed here the power spectrum is enhanced too, so the net effect on f_{NL} may still remain small.

6 Conclusion

We constructed super-excited initial conditions around the new physics hypersurface, with the help of modified dispersion relations. In this peculiar type of dispersion relations, there is an intermediate phase where dispersion relation has a negative slope and results in increasing energy of the modes while their wavelength expands. Still the energy of the modes remain larger than Hubble parameter while they are sub horizon. Even though the modes start from adiabatic vacuum in infinite past, due to this intervening phase, there will be a substantial amount of particle production if the evolved state is mapped to standard Lorentzian modes. Such excited initial states can have interesting phenomenology and it is interesting to know if they are motivated from a more fundamental perspective. We demonstrated that these states can possibly appear within the effective field theory of inflation where the existence of higher dimensional operators naturally leads to the modified dispersion relation. It is interesting to further investigate the bispectrum of such dispersion relations and work out the allowed region of parameters explicitly. The possibility of sixth order and higher dispersion relations were dismissed in the earlier investigations of effective field theory of inflation noting that in the IR they will be strongly decoupled and invalidate the effective field theory description. The argument is based on dimensional energy scaling argument that evaluates the dimension of the goldstone boson scalar field based on dispersion relation. However, in an expanding background, where the higher dimensional terms get redshifted as the universe expands, such dimensional arguments does not seem to be strong. Still, at low energies, the dispersion relation reduces to the Lorentzian one and, a priori, it is not clear that evolution of the mode during the time the physical momentum of the mode is in the new physics region, can lead to effect that makes the effective field theory invalid. In addition, the three point function needs to be compared with the two point function, which as we showed in this article, is by itself large. This analysis is something we plan to return to in future.

Here we also assumed that all the modes that are relevant for the CMB and structure formation have gone through all three phases of evolution of dispersion relation from the onset of inflation. This would be true if Inflation lasted for the number of e-foldings larger than the minimum number required to solve the problems of standard Big Bang cosmology. In this case, if the largest scale mode that corresponds to our horizon today satisfies this condition, the smaller ones in the CMB have also experienced all three phases of the dispersion relation throughout their evolution. However, the reverse is not necessarily true; if the smaller modes are already in the regime of domination of the k^6 term, the largest mode could have started from k^4 or k^2 regions. Therefore the initial condition which should be set for these modes are not the same as (4.17) and the amplitude of the power spectrum would be different. It would be interesting to investigate the observational consequences of such situations. This is another interesting feature that we plan to get back to in a future study.

Here we only discussed the possibility of generating sextic modified dispersion relations with negative quartic terms from EFT of Inflation for the scalar perturbations. If similar

contributions could be generated for tensor perturbations, one can expect similar enhancement for the tensor power spectrum too. Assuming that both tensor and scalar perturbations are affected similarly, that would mean that the tensor-scalar ratio, r , remains intact, but the scale of inflation could be lowered. Then $r \gtrsim 0.01$ would not necessarily correspond to a GUT scale inflation. Investigating whether such dispersion relations is conceivable for tensor perturbations, is another avenue to pursue.

Acknowledgement

We are grateful to P. Creminelli, M. M. Sheikh-Jabbari, A. Maleknejad and G. Shiu for helpful discussions. GG and HJK research is supported by the Discovery Grant from Natural Science and Engineering Research Council of Canada.

References

- [1] J. Martin and R. H. Brandenberger, *The TransPlanckian problem of inflationary cosmology*, Phys. Rev. **D63** (2001) 123501, [[hep-th/0005209](#)].
- [2] R. Easther, B. R. Greene, W. H. Kinney, and G. Shiu, *Inflation as a probe of short distance physics*, Phys. Rev. **D64** (2001) 103502, [[hep-th/0104102](#)].
- [3] R. Easther, B. R. Greene, W. H. Kinney, and G. Shiu, *Imprints of short distance physics on inflationary cosmology*, Phys. Rev. **D67** (2003) 063508, [[hep-th/0110226](#)].
- [4] U. H. Danielsson, *A Note on inflation and transPlanckian physics*, Phys. Rev. **D66** (2002) 023511, [[hep-th/0203198](#)].
- [5] R. Easther, B. R. Greene, W. H. Kinney, and G. Shiu, *A Generic estimate of transPlanckian modifications to the primordial power spectrum in inflation*, Phys. Rev. **D66** (2002) 023518, [[hep-th/0204129](#)].
- [6] N. Kaloper, M. Kleban, A. E. Lawrence, and S. Shenker, *Signatures of short distance physics in the cosmic microwave background*, Phys. Rev. **D66** (2002) 123510, [[hep-th/0201158](#)].
- [7] A. Kempf, *Mode generating mechanism in inflation with cutoff*, Phys. Rev. **D63** (2001) 083514, [[astro-ph/0009209](#)].
- [8] A. Kempf and J. C. Niemeyer, *Perturbation spectrum in inflation with cutoff*, Phys. Rev. **D64** (2001) 103501, [[astro-ph/0103225](#)].
- [9] A. Chatwin-Davies, A. Kempf, and R. T. W. Martin, *Impact of Natural Planck Scale Cutoffs that are Fully Covariant on Inflation*, [1612.06445](#).
- [10] A. Ashoorioon, A. Kempf, and R. B. Mann, *Minimum length cutoff in inflation and uniqueness of the action*, Phys. Rev. **D71** (2005) 023503, [[astro-ph/0410139](#)].
- [11] A. Ashoorioon and R. B. Mann, *On the tensor/scalar ratio in inflation with UV cut off*, Nucl. Phys. **B716** (2005) 261–279, [[gr-qc/0411056](#)].
- [12] A. Ashoorioon, J. L. Hovdebo, and R. B. Mann, *Running of the spectral index and violation of the consistency relation between tensor and scalar spectra from trans-Planckian physics*, Nucl. Phys. **B727** (2005) 63–76, [[gr-qc/0504135](#)].
- [13] G. L. Alberghi, R. Casadio, and A. Tronconi, *Planck scale inflationary spectra from quantum gravity*, Phys. Rev. **D74** (2006) 103501, [[hep-th/0606085](#)].
- [14] J. Martin and R. H. Brandenberger, *The Corley-Jacobson dispersion relation and transPlanckian inflation*, Phys. Rev. **D65** (2002) 103514, [[hep-th/0201189](#)].

- [15] J. Martin and R. Brandenberger, *On the dependence of the spectra of fluctuations in inflationary cosmology on transPlanckian physics*, Phys. Rev. **D68** (2003) 063513, [[hep-th/0305161](#)].
- [16] T. Zhu, A. Wang, K. Kirsten, G. Cleaver, and Q. Sheng, *High-order Primordial Perturbations with Quantum Gravitational Effects*, Phys. Rev. **D93** (2016), no. 12 123525, [[1604.05739](#)].
- [17] A. Ashoorioon, D. Chialva, and U. Danielsson, *Effects of Nonlinear Dispersion Relations on Non-Gaussianities*, JCAP **1106** (2011) 034, [[1104.2338](#)].
- [18] S. E. Joras and G. Marozzi, *Trans-Planckian Physics from a Non-Linear Dispersion Relation*, Phys. Rev. **D79** (2009) 023514, [[0808.1262](#)].
- [19] G. Shiu and I. Wasserman, *On the signature of short distance scale in the cosmic microwave background*, Phys. Lett. **B536** (2002) 1–8, [[hep-th/0203113](#)].
- [20] T. Tanaka, *A Comment on transPlanckian physics in inflationary universe*, [astro-ph/0012431](#).
- [21] B. R. Greene, K. Schalm, G. Shiu, and J. P. van der Schaar, *Decoupling in an expanding universe: Backreaction barely constrains short distance effects in the CMB*, JCAP **0502** (2005) 001, [[hep-th/0411217](#)].
- [22] A. Ashoorioon, K. Dimopoulos, M. M. Sheikh-Jabbari, and G. Shiu, *Reconciliation of High Energy Scale Models of Inflation with Planck*, JCAP **1402** (2014) 025, [[1306.4914](#)].
- [23] A. Ashoorioon, K. Dimopoulos, M. M. Sheikh-Jabbari, and G. Shiu, *Non-BunchDavis initial state reconciles chaotic models with BICEP and Planck*, Phys. Lett. **B737** (2014) 98–102, [[1403.6099](#)].
- [24] **Planck** Collaboration, P. A. R. Ade et. al., *Planck 2015 results. XX. Constraints on inflation*, Astron. Astrophys. **594** (2016) A20, [[1502.02114](#)].
- [25] N. E. Chisari, C. Dvorkin, F. Schmidt, and D. Spergel, *Multitracing Anisotropic Non-Gaussianity with Galaxy Shapes*, Phys. Rev. **D94** (2016), no. 12 123507, [[1607.05232](#)].
- [26] A. Ashoorioon and T. Koivisto, *Hemispherical Anomaly from Asymmetric Initial States*, Phys. Rev. **D94** (2016), no. 4 043009, [[1507.03514](#)].
- [27] A. Ashoorioon, R. Casadio, and T. Koivisto, *Anisotropic non-Gaussianity from Rotational Symmetry Breaking Excited Initial States*, JCAP **1612** (2016), no. 12 002, [[1605.04758](#)].
- [28] A. Ashoorioon and G. Shiu, *A Note on Calm Excited States of Inflation*, JCAP **1103** (2011) 025, [[1012.3392](#)].
- [29] C. Cheung, P. Creminelli, A. L. Fitzpatrick, J. Kaplan, and L. Senatore, *The Effective Field Theory of Inflation*, JHEP **03** (2008) 014, [[0709.0293](#)].
- [30] S. Corley and T. Jacobson, *Hawking spectrum and high frequency dispersion*, Phys. Rev. **D54** (1996) 1568–1586, [[hep-th/9601073](#)].
- [31] Y. Kahn, D. A. Roberts, and J. Thaler, *The goldstone and goldstino of supersymmetric inflation*, JHEP **10** (2015) 001, [[1504.05958](#)].
- [32] N. Bartolo, M. Fasiello, S. Matarrese, and A. Riotto, *Large non-Gaussianities in the Effective Field Theory Approach to Single-Field Inflation: the Bispectrum*, JCAP **1008** (2010) 008, [[1004.0893](#)].
- [33] R. Gwyn, G. A. Palma, M. Sakellariadou, and S. Sypsas, *Effective field theory of weakly coupled inflationary models*, JCAP **1304** (2013) 004, [[1210.3020](#)].
- [34] M. Ostrogradski, *Memoires sur les equations differentielles relatives au probleme des isoperimetre*, Mem. Ac. St. Petersburg **VI** 4 (1850) 385.
- [35] P. Horava, *Quantum Gravity at a Lifshitz Point*, Phys. Rev. **D79** (2009) 084008, [[0901.3775](#)].

- [36] A. Shukla, S. P. Trivedi, and V. Vishal, *Symmetry constraints in inflation, α -vacua, and the three point function*, JHEP **12** (2016) 102, [[1607.08636](#)].