



Exploring the Universe with Neutrinos: Recent Results from IceCube

Donglian Xu for the IceCube Collaboration^{1,*}

*Wisconsin Particle Astrophysics Center, 222 West Washington Ave., Suite 500 Madison, WI 53703, USA
Department of Physics, University of Wisconsin-Madison, 1150 University Avenue Madison, WI 53706, USA*

Abstract

In 2013, the IceCube Neutrino Observatory located at the geographic South Pole detected evidence for a diffuse astrophysical neutrino flux above ~ 60 TeV. To this day, IceCube has operated with full detector configuration for more than 6 years. The observed astrophysical neutrino flux has been confirmed with $> 6\sigma$ significance with both events starting within the detector (all flavor) and events traversing through the Earth (ν_μ charged-current). Somewhat equal flavor ratio of astrophysical neutrinos is expected at Earth assuming standard thorough oscillation. A search for tau neutrinos has been carried out but yielded null result. No neutrino sources have been found to contribute significantly to the diffuse flux at this point. In this paper, we will review the current status of the astrophysical neutrino flux, discuss the quest for neutrino point sources and overview the proposed design and physics potentials of the future IceCube-Gen2.

Keywords:

IceCube, astrophysical neutrinos, neutrino astronomy

1. Cosmic Rays, Cosmic Neutrinos and IceCube

Charged particles from space known as cosmic rays are constantly bombarding the Earth's atmosphere, fragmenting air nuclei and producing copious hadrons which subsequently decay into γ -rays, muons and neutrinos. The energy spectrum of the cosmic rays detected at Earth spans greater than 10 orders of magnitude, and follows an almost featureless power law of $E^{-2.7}$ from $\sim 10^9$ eV to beyond 10^{20} eV. Even after a century since their discovery, the origin of cosmic rays are largely still unknown. It is expected that the ultra-high-energy ($> 10^{18}$ eV) cosmic rays (UHECRs) are accelerated by extremely energetic engines and events such as active galactic nuclei (AGN) and gamma ray bursts (GRBs). Within the acceleration sites, γ -rays and neutrinos are

produced from protons interacting with the ambient materials via the pp and $p\gamma$ hadronic processes. Not only are UHECRs deflected by magnetic fields, which make it difficult to relate back to their origin, but they also can interact with the cosmic microwave background (CMB) via the $p\gamma \rightarrow \Delta^+$ process, confining them to a horizon ~ 50 Mpc. High energy ($> \text{PeV}$) photons, produced in distant cosmic ray acceleration sites interact with the extragalactic background light, which also limits the visibility to those potential accelerators in the γ channel. Neutrinos, on the other hand, have no charge and interact only weakly. They can traverse astronomical distances without being absorbed and point back to their origin once detected on Earth. They are a direct diagnostics of hadronic processes. Therefore, detection of high energy neutrino sources will be smoking gun evidence for UHECRs accelerators.

The IceCube Neutrino Observatory is a cubic-kilometer neutrino detector located at the geographic

*Email: dxu@icecube.wisc.edu

¹<http://icecube.wisc.edu/>

South Pole. It was built to be sensitive to astrophysical neutrinos in the TeV to PeV energies. The construction of IceCube started in 2004 and completed in December 2010. IceCube consists of an array of 5160 digital optical modules (DOMs) deployed in the Antarctic glacial ice cap at depths between 1450 m and 2450 m from the surface, a straight overburden of 1.5 km of ice to shield the down-going atmospheric muons. There are 86 cables called *strings*, each of which has 60 DOMs. The inter-string distance is ~ 125 m, and the vertical distance between two DOMs is ~ 17 m. A more densely (inter-string 60–70 m, inter-DOM 7 m) instrumented sub-array called DeepCore is located at the bottom center of IceCube, which lowers the detection energy threshold to ~ 10 GeV and opens a window for atmospheric neutrino oscillation physics and new physics at these energies.

Neutrinos cannot be detected directly. In IceCube, neutrinos are detected via the Cherenkov photons emitted by the relativistic secondary particles from neutrino interacting with the ice nuclei. It relies on the precise reconstruction of such interactions based on the timing and charge information collected by each DOM during an event readout. There are two main categories of event topologies in IceCube: *tracks* and *cascades*. A track is made by a (ν_μ -induced) muon traveling through the detector and emitting Cherenkov radiation along its trajectory. A cascade can be made by neutral current (NC) interactions of all neutrino flavors, ν_e charged current (CC) interactions and low energy ν_τ CC interactions. During these interactions, relativistic hadrons and electrons are created, then decay or interact, producing a shower of subsequent particles. Angular resolution for tracks is $< 1^\circ$ and for cascades is $\sim 15^\circ$ above 100 TeV. Energy resolution for tracks is about a factor of 2, while for cascades is $\sim 10\%$ [1]. A third type of event topology called *double cascade* (not yet observed) can be made by high energy ν_τ undergoing CC interaction, producing one cascade, and the outgoing τ lepton decays subsequently into hadrons or electrons, producing a second cascade.

2. Diffuse Astrophysical Neutrino Flux

The IceCube detector is triggered by down-going atmospheric muons at a rate of ~ 3 kHz. There is roughly one atmospheric neutrino in a million cosmic-ray induced muons, while this number for astrophysical neutrinos is one in a billion. It is, therefore, challenging to separate the astrophysical neutrinos from the enormous atmospheric backgrounds. Two PeV cascade events were first discovered in an analysis optimized for extremely high energy (EHE) GZK neutrino search, hint-

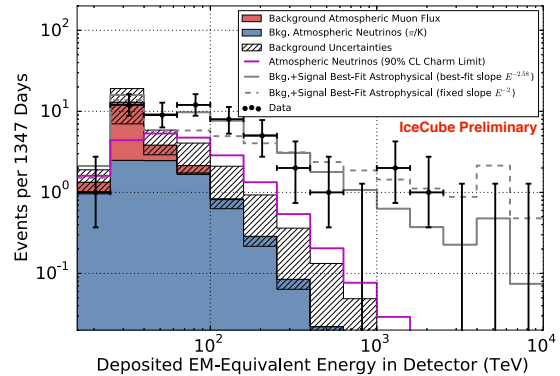


Figure 1: Deposited energies distribution of the 54 starting events selected by a veto method in 4 years of data. Black crosses represent data points, the grey solid line is the best fit of astrophysical neutrino flux with an unbroken power law [2].

ing astrophysical neutrinos at 2.8σ significance above atmospheric backgrounds [3]. Currently, two strategies are employed to sufficiently select astrophysical neutrinos. One is using a thin outer layer of the detector as an active veto to reject incoming muons, and keeping only events starting within the detector fiducial volume. This method is very efficient to select high energy neutrino events as most high energy muons will leave light along their trajectory when passing through the detector, while neutrinos only produce light when their interactions with ice nuclei occur. This veto method is sensitive to neutrinos of all flavors from the whole sky. With an event-wise charge cut of 6000 photoelectrons, an active veto method was rapidly developed to find more high energy starting events (HESE) after the two PeV cascades were found. With the veto method, a diffuse astrophysical neutrino flux has been observed at $> 6\sigma$ significance above ~ 60 TeV [2, 4, 5]. A total of 54 events were detected in 1347 days from May 2010 to May 2014 (Fig. 1), with expected 12.6 ± 5.1 atmospheric muons and $9.0^{+8.0}_{-2.2}$ atmospheric neutrinos. The best fit all-flavor flux assuming an unbroken power law is $\Phi_{\nu+\bar{\nu}} = 2.2 \pm 0.7 \cdot \left(\frac{E_\nu}{100 \text{ TeV}}\right)^{-(2.58 \pm 0.25)} \times 10^{-18} \text{ GeV}^{-1} \text{ cm}^{-2} \text{ s}^{-1} \text{ sr}^{-1}$ [2]. An adaptive veto which expands as energy lowers (more veto volume is needed to tag dimmer muons) was developed to find even more starting events above ~ 1 TeV, resulted in consistent results [6]. Another strategy is to use the Earth as a filter for atmospheric muons, leaving only up-going track-like events. These are predominantly ν_μ CC events and a small fraction of ν_τ CC events with the τ lepton decaying into muons. This search measured an astrophysical ν_μ flux at 3.8σ in two years of IceCube data from 2010 to 2012 [8]. To date, 6 years of data has been ana-

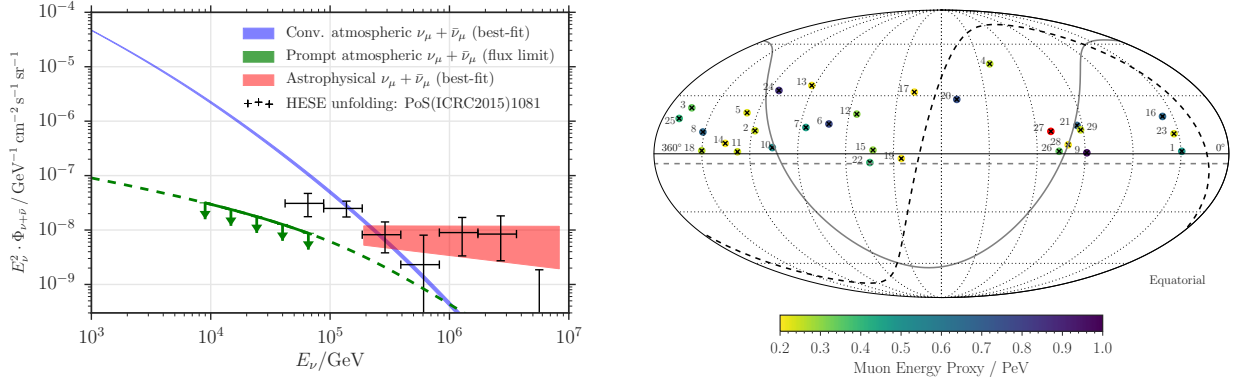


Figure 2: Left: best fit of astrophysical $\nu_\mu + \bar{\nu}_\mu$ flux (red band). Right: sky map of 29 events with reconstructed muon energy proxy > 200 TeV from 6 years of through-going track sample; the signal to noise ratio is $\sim 2:1$ [7].

lyzed and the significance has reached 5.6σ . The unbroken power law best fit of the astrophysical $\nu_\mu + \bar{\nu}_\mu$ flux is $\Phi_{\nu+\bar{\nu}} = 0.90^{+0.30}_{-0.27} \cdot \left(\frac{E_\nu}{100 \text{ TeV}}\right)^{-2.13 \pm 0.13} \times 10^{-18} \text{ GeV}^{-1} \text{ cm}^{-2} \text{ sr}^{-1} \text{ s}^{-1}$, consistent with the all-sky all flavor flux measured from starting events, as shown in left panel of Fig. 2. Among the total 352,294 events, there are 29 events with reconstructed muon energy proxy greater than 200 TeV, with the highest at 2.6 ± 0.3 PeV. Their arrival directions are projected onto the sky as shown in the right panel of Fig. 2. No spatial or timing clustering was found among these events, neither did they correlate with any gamma ray source catalogs considered [7].

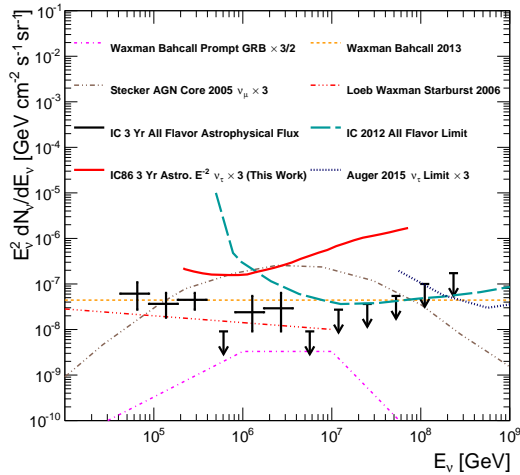


Figure 3: Differential upper limits (red) on astrophysical tau neutrino flux based on null results from a search using three years of data [9].

Astrophysical neutrinos at Earth are expected to have

somewhat equal flavor ratios due to standard through oscillation. Therefore, there should be a large number of tau neutrinos in the observed flux. At energies below PeV, the double cascade topology from ν_τ CC interactions is very difficult to distinguish from single cascades, given that the separation distance scales as $(\frac{E_\tau}{1 \text{ PeV}} \cdot 50 \text{ m})$ with E_τ being the energy of the outgoing τ lepton. The double cascade process could, however, manifest itself in the time-stamped waveforms as double pulse. A search for astrophysical tau neutrino double pulse signature in the waveforms was carried out with three years of IceCube data. Zero events were found, consistent with Monte Carlo expectation of 0.5 ν_τ double pulse events in 3 years. For the first time, a differential upper limit for astrophysical tau neutrinos is set around the PeV energy region as shown in Fig. 3 [9]. A maximum likelihood analysis of the astrophysical neutrino flux combining both starting events and through-going track events returned the best fit astrophysical neutrino flavor ratio to be consistent with equal mixing [10, 11].

3. Search for Neutrino Point Sources

Event selections optimized for point source sensitivity and discovery potentials usually result in looser cuts and larger event samples than those targeted at diffuse astrophysical flux studies. Point source analyses in IceCube have better sensitivity in the northern sky using through-going track-like events which are predominantly atmospheric muon neutrinos with angular resolution $< 1^\circ$. A search for all sky time-independent clustering of astrophysical neutrinos, using 7 years of data from 2008 to 2015 with over 700,000 track-like events, did not find any significant steady point like

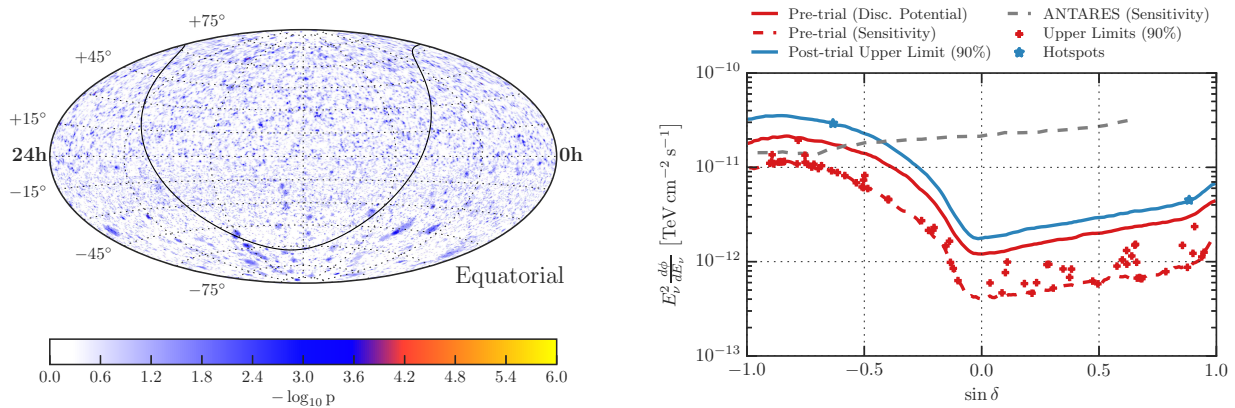


Figure 4: Left: results of all-sky time-independent clustering search in logarithmic pre-trial p-values. Right: sensitivity (dashed red) at 90% C.L., 5 σ discovery potential (solid red) and 90% C.L. upper limit (blue) assuming a $\nu_\mu + \bar{\nu}_\mu$ unbroken E^{-2} energy spectrum [12].

emission. Both untriggered fine grid full sky scan (suffers from high trial factor penalty) and correlating to 74 γ -ray sources (trial factor significantly reduced) were performed. Results are consistent with background and stringent upper limits on steady astrophysical point source flux are set on the level of $E_\nu^2 \frac{d\Phi}{dE_\nu} \sim 10^{-12}$ $\text{TeV cm}^{-2} \text{s}^{-1}$ (Fig. 4) [12]. Other searches correlate neutrinos to a same category of sources use a stacked maximum likelihood method to probe the scenario of distributed weak sources. Such analyses include a recent search for steady astrophysical neutrino emission from 862 blazars detected in GeV γ -rays [13], and searches for prompt time-correlated neutrinos with 1028 GRBs [14, 15]. No significant correlation was found, constraining that less than 20% and 1% of the diffuse flux could have come from blazars and GRBs, respectively. Complementary to the dedicated multi-messenger searches, the currently operating realtime alert system sends high significance alert to partnership observatories within $O(\text{min})$ latency, enabling realtime multi-messenger follow-ups in the electromagnetic counterparts and gravitational waves.

4. Conclusion and Outlook

The IceCube Neutrino Observatory has detected a diffuse astrophysical neutrino flux, marking the dawn of neutrino astronomy. Among this flux, a ν_μ flux has been observed, while the ν_τ component has yet to be identified. No TeV neutrino point sources have been found at this point. More sophisticated algorithms are under development to continue the hunt for sources as more data are collected. A future generation detector in planning,

called IceCube-Gen2, aims to increase the detector volume by a factor of 10 [16] and make the bottom center sub-array even denser [17]. This will improve the sensitivity by up to an order of magnitude for both high and low energy neutrinos.

The Universe is opaque to the highest energy photons and cosmic rays, but entirely transparent to neutrinos and gravitational waves. Multi-messenger astronomy with electromagnetic signals, cosmic rays, gravitational waves, and neutrinos will provide unprecedented opportunities to explore the cosmos.

References

- [1] M. G. Aartsen, et al., JINST 9 (2014) P03009.
- [2] C. Kopper, W. Giang, N. Kurahashi, PoS ICRC2015 (2016) 1081.
- [3] M. G. Aartsen, et al., Phys. Rev. Lett. 111 (2013) 021103.
- [4] M. G. Aartsen, et al., Science 342 (2013) 1242856.
- [5] M. G. Aartsen, et al., Phys. Rev. Lett. 113 (2014) 101101.
- [6] M. G. Aartsen, et al., Phys. Rev. D91 (2) (2015) 022001.
- [7] M. G. Aartsen, et al., Astrophys. J. 833 (1) (2016) 3.
- [8] M. G. Aartsen, et al., Phys. Rev. Lett. 115 (8) (2015) 081102.
- [9] M. G. Aartsen, et al., Phys. Rev. D93 (2) (2016) 022001.
- [10] M. G. Aartsen, et al., Phys. Rev. Lett. 114 (2015) 171102.
- [11] M. G. Aartsen, et al., Astrophys. J. 809 (1) (2015) 98.
- [12] M. G. Aartsen, et al., Astrophys. J. 835 (2) (2017) 151.
- [13] T. Glenskamp, EPJ Web Conf. 121 (2016) 05006.
- [14] M. G. Aartsen, et al., Astrophys. J. 805 (1) (2015) L5.
- [15] M. G. Aartsen, et al., Astrophys. J. 824 (2) (2016) 115.
- [16] M. G. Aartsen, et al., IceCube-Gen2: A Vision for the Future of Neutrino Astronomy in Antarctica, arXiv:1412.5106.
- [17] M. G. Aartsen, et al., Letter of Intent: The Precision IceCube Next Generation Upgrade (PINGU), arXiv:1401.2046.