

Empirical Bayes, SURE and Sparse Normal Mean Models

Xianyang Zhang and Anirban Bhattacharya *

Texas A&M University

This version: February 20, 2017

Abstract This paper studies the sparse normal mean models under the empirical Bayes framework. We focus on the mixture priors with an atom at zero and a density component centered at a data driven location determined by maximizing the marginal likelihood or minimizing the Stein Unbiased Risk Estimate. We study the properties of the corresponding posterior median and posterior mean. In particular, the posterior median is a thresholding rule and enjoys the multi-direction shrinkage property that shrinks the observation toward either the origin or the data-driven location. The idea is extended by considering a finite mixture prior, which is flexible to model the cluster structure of the unknown means. We further generalize the results to heteroscedastic normal mean models. Specifically, we propose a semiparametric estimator which can be calculated efficiently by combining the familiar EM algorithm with the Pool-Adjacent-Violators algorithm for isotonic regression. The effectiveness of our methods is demonstrated via extensive numerical studies.

Keywords: EM algorithm, Empirical Bayes, Heteroscedasticity, Isotonic regression, Mixture modeling, PAV algorithm, Sparse normal mean, SURE, Wavelet

1 Introduction

A canonical problem in statistical learning is the compound estimation of (sparse) normal means from a single observation. The observed vector $\mathbf{X} = (X_1, \dots, X_p) \in \mathbb{R}^p$ arises from the location model,

$$X_i = \mu_i + \epsilon_i, \quad \epsilon_i \sim^{i.i.d} N(0, 1),$$

for $1 \leq i \leq p$, and the goal is estimating the unknown mean vector (μ_1, \dots, μ_p) as well as recovering its support. This kind of problems arise in many different contexts such as adaptive nonparametric regression using wavelets, multiple testing, variable selection and many other areas in statistics. Location model also carries significant practical relevance in many statistical applications because the observed data are often understood, represented or summarized as the sum of a signal vector and Gaussian errors.

In this paper, we tackle the problem from the empirical Bayes perspective which has seen a revival in recent years, see e.g. [Johnstone and Silverman \(2004, JS hereafter\)](#), [Brown and Greenshtein \(2009\)](#); [Jiang and Zhang \(2009\)](#); [Koenker and Mizera \(2014\)](#); [Martin and Walker \(2014\)](#); [Petrone et al. \(2014\)](#), among others. [Morris \(1983\)](#) classified empirical Bayes into two types, namely parametric empirical Bayes and nonparametric empirical Bayes. In sparse models, the parametric (empirical) Bayes approach usually begins with a spike-and-slab prior on each μ_i that separates signals from noise, which

*Department of Statistics, Texas A&M University, College Station, TX 77843, USA. E-mail: zhangxi-any@stat.tamu.edu; anirbanb@stat.tamu.edu

includes the case when the spike component is a point mass at zero [see [George and McCulloch \(1993\)](#); [Ishwaran and Rao \(2005\)](#); [Mitchell and Beauchamp \(1988\)](#)]. In contrast, the nonparametric empirical Bayes approach assumes a fully nonparametric prior on the means which is estimated by general maximum likelihood, resulting in an estimate which is a discrete distribution with no more than $p + 1$ support points. Our strategy is different from both the empirical Bayes with spike-and-slab priors and the general maximum likelihood empirical Bayes (GMLEB). To account for sparsity, we impose a mixture prior on the entries of the mean vector which admits a point mass at zero. The *signal distribution*, that is, the distribution of the non-zero means, is modeled as a finite mixture distribution whose component densities could have nonzero centers. Thus, the class of priors considered belong to an intermediate class between the spike-and-slab priors and the fully nonparametric priors. The finite mixture approach gives the flexibility of a nonparametric model while with the convenience of a parametric one, see e.g. [Allison et al. \(2002\)](#) and [Muralidharan \(2010\)](#).

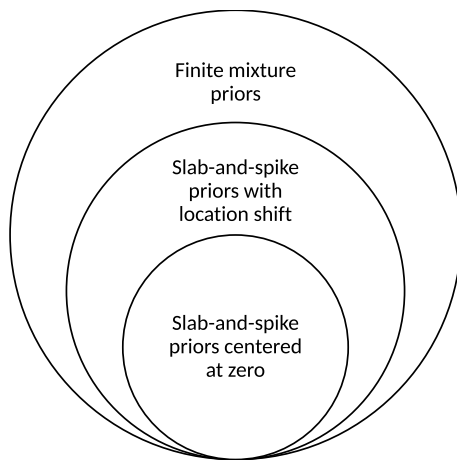


Figure 1: Relationship among priors.

One advantage of the proposed mixture prior is that it allows users to impose a point mass at zero, which implies sparsity in the posterior median or some other appropriate summary of the posterior ([Raykar and Zhao, 2011](#)). However, such a goal is not easily achieved for the GMLEB as its solution does not necessarily have a point mass at zero, and an additional thresholding step might be required to obtain a sparse solution. Another salient feature of the proposed prior is its added flexibility in modeling potential cluster structures in the nonzero entries. For example, the posterior mean and median associated with the proposed prior have a multi-direction shrinkage property that shrinks observation toward its nearest center (determined by data). By contrast, the posterior mean and median from usual spike-and-slab prior shrinks datum toward zero regardless its distance from the origin (although the amount of shrinkage may decrease as the observation gets farther away from zero). Focusing in particular on two-component mixture priors with a non-zero location parameter in the slab component, we provide an in-depth study of the properties of the posterior median, which is a thresholding rule and enjoys the two-directional shrinkage property. We show through numerical studies that inclusion of the location parameter (determined by the data) significantly improves the performance of the posterior median over JS (2004) when the nonzero entries exhibit certain cluster structure. It is also worth mentioning that the hyperparameters in the proposed prior can be estimated efficiently using the familiar EM-algorithm, which saves considerable computational cost in comparison with the GMLEB. A price we pay here is the selection of the number of components in the mixture prior, which can be overcome using classical model selection criteria such as the Bayesian information

criterion (Fraley and Raftery, 2002).

We also study the risk properties of the posterior mean under the mixture prior. We propose to estimate the hyperparameters by minimizing the corresponding Stein Unbiased Risk Estimate (SURE). A uniform consistency result is proved to justify the theoretical validity of this procedure. As far as we are aware, the use of SURE to tune the hyperparameters in the current context has not been previously considered in the literature.

We further extend our results to sparse heteroscedastic normal mean models, where the noise can have different variances. Heteroscedastic normal mean models have been recently studied from the empirical Bayes perspective; see Tan (2015); Xie et al. (2012) and Weinstein et al. (2015). Our focus here is on the *sparse* case which has not been covered by the aforementioned works. The proposed approach is different from existing ones in terms of the prior as well as the way we tune the hyperparameters. Motivated by Xie et al. (2012), we propose a semiparametric approach to account for the ordering information contained in the variances in estimating the means. To obtain the marginal maximum likelihood estimator (MMLE), we develop a modified EM algorithm that invokes the pool-adjacent-violators (PAV) algorithm in M-step, see more details in Section 3.

The rest of the article is organized as follows. In Section 2.1, we begin with a formal introduction of the empirical Bayes procedure in the sparse normal mean models with two component mixture priors, where the density component has a (nonzero) location shift parameter. Section 2.2 studies the posterior median. Extensions to finite mixture priors on the means are considered in Section 2.3. Section 2.4 contains some results on the risk of the posterior mean and the uniform consistency for SURE. Section 3 concerns the heteroscedastic sparse normal mean models. Section 4 is devoted to numerical studies and empirical analysis of image data. The technical details are gathered in the appendix.

2 Sparse normal mean models

2.1 Two component mixture priors and the MMLE

Throughout the paper, we assume that the mean vector (μ_1, \dots, μ_p) is sparse in the sense that many or most of its components are zero. The notion of sparseness can be captured by independent prior distributions on each μ_i given by the mixture,

$$f(\mu) = (1 - w)\delta_0(\mu) + wf_s(\mu), \quad w \in [0, 1], \quad (1)$$

where f_s is a density on \mathbb{R} , and δ_0 denotes a point mass at zero. While f_s is allowed to be completely unspecified in GMLEB, we aim to harness additional structure by modeling f_s in a semi-parametric way. To begin with, we model f_s via a location-scale family $\gamma(\cdot, b, c)$ with scale parameter b and location parameter c , i.e., $\gamma(\mu; b, c) = b\gamma_0(b(\mu - c))$ with $\gamma_0(\mu) = \gamma(\mu; 1, 0)$ and $b > 0$. Typical choices of γ include the double exponential or Laplace distribution,

$$\gamma(\mu; b, c) = \frac{1}{2}b \exp(-b|\mu - c|), \quad (2)$$

and the normal distribution

$$\gamma(\mu; b, c) = \frac{b}{\sqrt{2\pi}} \exp\{-b^2(\mu - c)^2/2\}, \quad (3)$$

for $b > 0$ and $c \in \mathbb{R}$. Note that the location parameter c is equal to zero in the prior distribution suggested by JS (2004). Our numerical results in Section 4 suggest that location parameter, which captures cluster structure in signals, can play an important role in sparse normal mean estimation.

Let $g(x; b, c) = \int_{-\infty}^{+\infty} \phi(x - \mu)\gamma(\mu; b, c)d\mu$ be the convolution of $\phi(\cdot)$ and $\gamma(\cdot; b, c)$, where $\phi(\cdot)$ denotes the standard normal density. Under (1), the marginal distribution for X_i is

$$m(x; w, b, c) = (1 - w)\phi(x) + wg(x; b, c),$$

and the corresponding posterior distribution for μ_i is equal to

$$\pi(\mu|X_i = x, w, b, c) = (1 - \alpha(x))\delta_0(\mu) + \alpha(x)h(\mu|x, b, c),$$

where

$$\alpha(x) = \frac{wg(x; b, c)}{m(x; w, b, c)} \quad \text{and} \quad h(\mu|x, b, c) = \frac{\phi(x - \mu)\gamma(\mu; b, c)}{g(x; b, c)}.$$

In the sequel, we proceed to estimate the parameters (w, b, c) by maximizing the marginal likelihood of \mathbf{X} . Specifically, the MMLE $(\hat{w}, \hat{b}, \hat{c})$ is defined as

$$(\hat{w}, \hat{b}, \hat{c}) = \arg \max \sum_{i=1}^p \log\{(1 - w)\phi(X_i) + wg(X_i; b, c)\}, \quad (4)$$

where the optimization is subject to the constraints that $b > 0$, $-\max_{1 \leq i \leq p} |X_i| \leq c \leq \max_{1 \leq i \leq p} |X_i|$, and $0 \leq w \leq 1$. The optimization problem (17) can be solved efficiently using the EM algorithm.

2.2 The posterior median

In case of $c = 0$, JS (2004) noted that the median of the posterior distribution $\pi(\mu_i|X_i = x, w, b, c)$, denoted by $\delta(x; w, b, c)$, has the thresholding property, that is, the posterior median is exactly zero on a symmetric interval around the origin. The thresholding property continues to hold even when $c \neq 0$, whence there exist positive constants $t_1(w, b, c)$ and $t_2(w, b, c)$ such that $\delta(x; w, b, c) = 0$ for any $-t_2(w, b, c) \leq x \leq t_1(w, b, c)$. For $c \neq 0$, the thresholding levels $t_1(w, b, c)$ and $t_2(w, b, c)$ are unequal, which results in an asymmetric thresholding rule, see Proposition 2.1. This is in sharp contrast with the case $c = 0$, where the posterior median is antisymmetric, i.e., $\delta(-x; w, b, 0) = -\delta(x; w, b, 0)$ [see Lemma 2 of JS (2004)]. Figures 2 plots the posterior median $\delta(x; w, b, c)$ as a function of x for various values of c . For $c \neq 0$, the posterior median enjoys the so-called two-direction shrinkage property i.e., when x is close to zero, it is being shrunk toward the origin; when x is close to c , it is being pulled toward c .

We present some properties regarding the posterior median below. For the sake of clarity, we set $b = 1$ and write $\gamma(\mu; c) = \gamma(\mu; 1, c)$, $\delta(x; w, c) = \delta(x; w, 1, c)$, and $g(x; w, c) = g(x; w, 1, c)$. The results can be extended to the general case by rescaling x and μ .

PROPOSITION 2.1. *Assume that there exist $\Lambda, M > 0$ such that*

$$\sup_{u > M} \left| \frac{d}{du} \log \gamma(u) \right| \leq \Lambda. \quad (5)$$

The posterior median $\delta(x; w, c)$ satisfies the following properties.

(1) $\delta(x; w, c)$ is a nondecreasing function of x ;

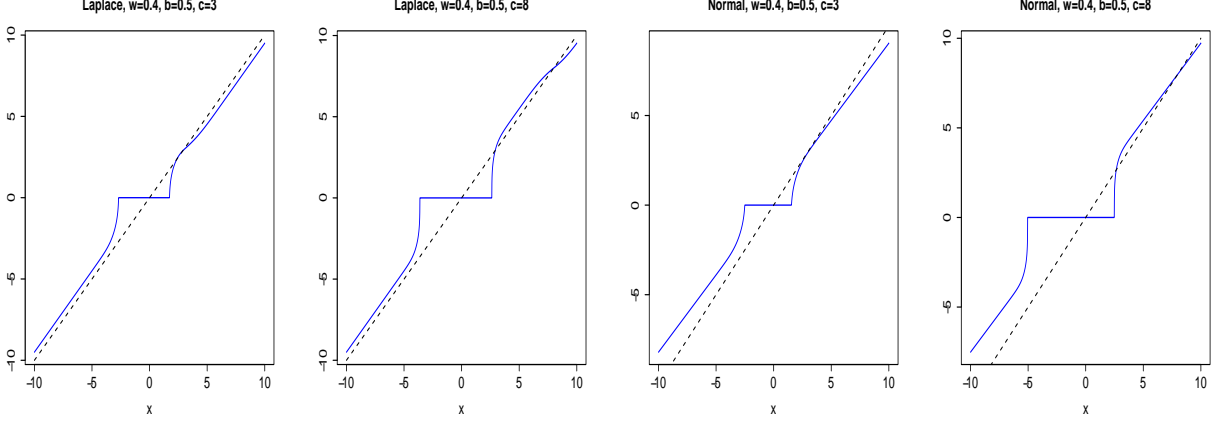


Figure 2: Posterior median function for $w = 0.4$, $b = 0.5$, and $c = 3, 8$, where the prior density component is double exponential or normal with the location parameter c .

(2) Suppose

$$\left| \int_0^{+\infty} \phi(\mu)\gamma_0(\mu - c)d\mu - \int_{-\infty}^0 \phi(\mu)\gamma_0(\mu - c)d\mu \right| \leq \frac{1-w}{\sqrt{2\pi w}}. \quad (6)$$

Then there exist $t_1 := t_1(w, c) \geq 0$ and $t_2 := t_2(w, c) \geq 0$ such that

$$\int_0^{+\infty} \phi(t_1 - \mu)\gamma(\mu; c)d\mu = (1-w)\phi(t_1)/(2w) + g(t_1; c)/2, \quad (7)$$

$$\int_{-\infty}^0 \phi(-t_2 - \mu)\gamma(\mu; c)d\mu = (1-w)\phi(t_2)/(2w) + g(-t_2; c)/2, \quad (8)$$

and

$$\delta(x; w, c) \begin{cases} < 0, & \text{if } x < -t_2, \\ = 0, & \text{if } -t_2 \leq x \leq t_1, \\ > 0, & \text{if } x > t_1. \end{cases}$$

(3) $|\delta(x; w, c)| \leq |x| \vee |c|$ for any $0 \leq w \leq 1$ and c ;

(4) Under (6), $|\delta(x; w, c) - x| \leq t_1(w, c) \vee t_2(w, c) + c + c_0$ for some constant $c_0 > 0$.

REMARK 2.1. In the case of double exponential prior with $b = 1$ and $c > 0$, the threshold levels t_1 and t_2 , and the weights and location parameter are related by

$$\frac{1}{w} + \beta(t_1; c) = e^c \frac{\Phi(t_1 - 1 - c)}{\phi(t_1 - 1)} + e^{-c} \frac{\Phi(c - t_1 - 1) - \Phi(-t_1 - 1)}{\phi(t_1 + 1)},$$

$$\frac{1}{w} + \beta(-t_2; c) = e^{-c} \frac{\Phi(c + t_2 - 1)}{\phi(t_2 - 1)},$$

where $\beta(t; c) = g(t; c)/\phi(t) - 1$. See Figure 3.

The results in Proposition 2.1 are applicable to the double exponential prior with location shift.

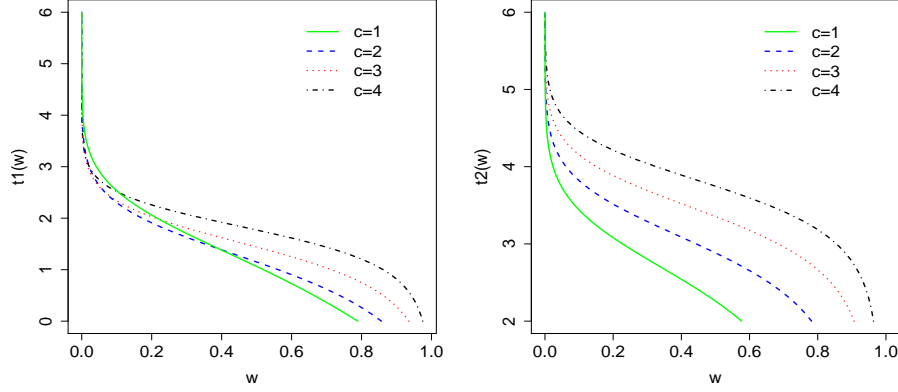


Figure 3: The threshold levels $t_1(w; c)$ and $t_2(w; c)$ as functions of non-zero prior mass w for the double exponential density with $b = 1$ and $c = 1, 2, 3, 4$.

However, Condition (5) requires the tails of γ to be exponential or heavier and thus rules out the Gaussian prior. In Section 5.1, we provide the closed-form representations for $\delta(x; w, b, c)$ when γ is double exponential or normal. Based on the explicit expressions, we obtain the following results for double exponential and Gaussian priors which reflect their different tail behaviors.

LEMMA 2.1. *When γ is double exponential, the posterior median $\delta(x; w, b, c)$ has the following properties:*

- (1) $\delta(c; w, b, c) - c \rightarrow 0$ as $c \rightarrow +\infty$.
- (2) $\delta(x; w, b, c) - (x - b) \rightarrow 0$ as $x - c \rightarrow +\infty$ and $x \rightarrow +\infty$.
- (3) $\delta(x; w, b, c) - (x + b) \rightarrow 0$ as $x - c \rightarrow -\infty$ and $x \rightarrow -\infty$.

Property (1) shows that there is no shrinkage effect for the posterior median when $x = c$; Properties (2)-(3) suggest that the posterior median becomes a shrinkage rule as $|x| \rightarrow +\infty$. In other words, the effect of the atom at zero and the impact of c are both negligible as $|x| \rightarrow +\infty$.

LEMMA 2.2. *When γ is normal, we have*

$$\delta(x; w, b, c) - \frac{x/b^2 + c}{1/b^2 + 1} \rightarrow 0, \quad \text{as } |x| \rightarrow +\infty.$$

We note that $(x/b^2 + c)(1/b^2 + 1)$ is the posterior mean when $w = 1$. Intuitively, when c is close to the center of the nonzero components, $\delta(x; w, b, c)$ enjoys the property by shrinking x toward c , which may lead to further risk reduction as compared to the thresholding rules considered in JS (2004).

We would like to point out that the posterior median resulting from the prior with location-shift density component defines a new class of thresholding rules i.e., $\delta(x; w, b, c)$. By (2) of Proposition 2.1, there exist two positive numbers t_1 and t_2 such that $\delta(x; w, b, c) = 0$ if and only if $-t_2 \leq x \leq t_1$. Also $\delta(x; w, b, c)$ is strictly increasing for $x > t_1$ and $x < -t_2$. Thus, the inverse function $\delta^{-1}(t; w, b, c)$ is defined for any $t \neq 0$. Define the penalty function,

$$\mathcal{P}(\theta; w, b, c) = \begin{cases} \int_0^\theta (\delta^{-1}(t; w, b, c) - t) dt & \text{if } \theta \neq 0, \\ 0 & \text{if } \theta = 0. \end{cases} \quad (9)$$

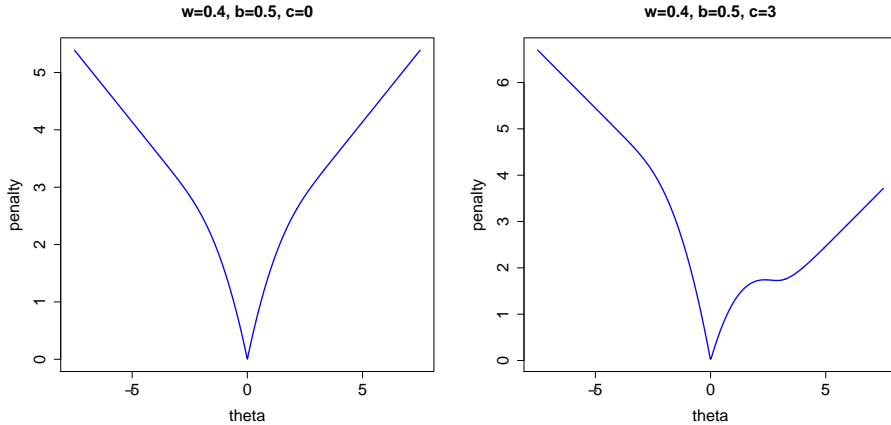


Figure 4: Penalty function for $w = 0.4$, $b = 0.5$ and $c = 0, 3$, where the prior density component is double exponential.

Consider the optimization problem

$$\hat{\theta} = \hat{\theta}(x; w, b, c) := \arg \min_{\theta} \frac{1}{2}(x - \theta)^2 + \mathcal{P}(\theta; w, b, c). \quad (10)$$

In the appendix, we prove that the solution to (10) is $\delta(x; w, b, c)$.

LEMMA 2.3. $\hat{\theta}(x; w, b, c) = \delta(x; w, b, c)$.

Figure 4 plots the penalty function $\mathcal{P}(\theta; w, b, c)$, where $\delta(x; w, b, c)$ is the posterior median associated with the double exponential prior with $w = 0.4$, $b = 0.5$ and $c = 0, 3$. Compared to commonly used penalties, the penalty function here is nonstandard in the sense that it is asymmetric about zero, and is non-monotonic over $[0, +\infty)$. It is of interest to study the penalized regression problem based on the new penalty function $\mathcal{P}(\theta; w, b, c)$, and employ the empirical Bayes method to select the tuning parameters (w, b, c) . We leave this topic to future research.

REMARK 2.2. We remark that the relationship between penalty function and its solution in location model as described in (10) holds for commonly used penalty functions such as Lasso, SCAD (Fan and Li, 2001) and MCP (Zhang, 2010).

REMARK 2.3. Besides the posterior median, a general class of Bayes thresholding rule which combines the soft and hard thresholding rules can be obtained by minimizing a mixture loss combining the l_p loss (for $p > 0$) and the l_0 loss for the posterior distribution. See more details in Raykar and Zhao (2011).

2.3 Finite mixture priors

A natural extension to pursue here is to replace the density component γ by a finite mixture distribution, which can be used to model the cluster structure of the nonzero means [see Muralidharan (2010)]. Specifically, one can model f_s in (1) as a finite mixture distribution and consider the prior of the form

$$f(\mu, \theta) = w_0 \delta_0(\mu) + \sum_{j=1}^d w_j \gamma(\mu; b_j, c_j),$$

with $w_j \geq 0$ and $\sum_{j=0}^d w_j = 1$, and $\theta = (w_0, w_1, b_1, c_1, \dots, w_d, b_d, c_d)$. Let

$$L(d, \theta) = \sum_{i=1}^p \log \left\{ w_0 \phi(X_i) + \sum_{j=1}^d w_j g(X_i; b_j, c_j) \right\}$$

be the log-marginal likelihood. In this case, the MMLE is defined as

$$\hat{\theta} := (\hat{w}_0, \hat{w}_1, \hat{b}_1, \hat{c}_1, \dots, \hat{w}_d, \hat{b}_d, \hat{c}_d) = \arg \max_{\theta} L(d; \theta), \quad (11)$$

subject to the constraints that $0 \leq w_j \leq 1$, $\sum_{j=0}^d w_j = 1$, $b_j \geq 0$, and $-\max_{1 \leq i \leq p} |X_i| \leq c_j \leq \max_{1 \leq i \leq p} |X_i|$ for $1 \leq j \leq d$. As before, the solution to (11) can be obtained using the familiar EM algorithm. A sparse estimator for μ_i is given by the posterior median $\delta(X_i, \hat{\theta})$, which is again a thresholding rule and has the multi-direction shrinkage property in the sense that it pulls X_j toward one of the data driven locations \hat{c}_j when X_j is away from zero, see Figure 5.

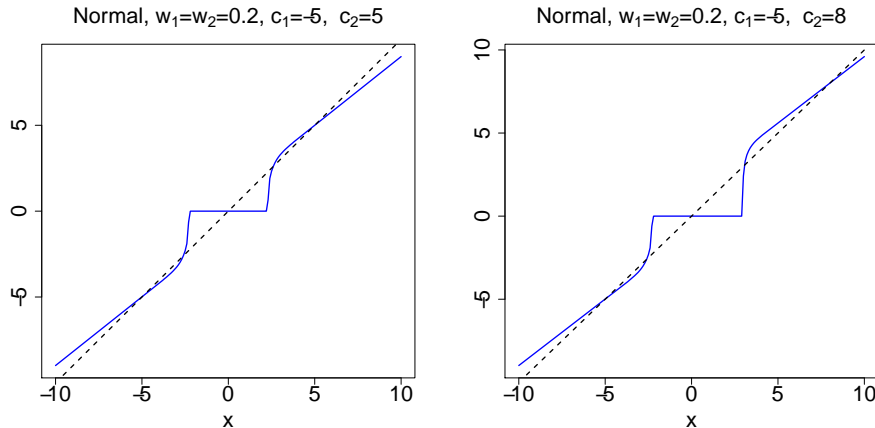


Figure 5: Posterior median function for $d = 2$, where the prior density component is normal mixture with the location parameters c_1 and c_2 .

In practice, the number of mixture components is often unknown. In the sparse regime, d is typically chosen as a relatively small number to model the cluster structure of the nonzero entries. For example, with $d = 2$ and the constraint that $c_1 < 0 < c_2$, the two density components are designed to model the negative and positive signals separately. Alternatively one can choose the number of clusters using the Bayesian information criterion [see e.g. [Fraley and Raftery \(2002\)](#)]. Specially, the choice of \hat{d} for d maximizes

$$L(d; \hat{\theta}) - 3 \log(p)d/2, \quad (12)$$

over $1 \leq d \leq M_0$, where M_0 is a pre-chosen upper bound. [Leroux \(1992\)](#) proved that model selection based on a comparison of BIC values does not underestimate the number of components; [Keribin \(1998\)](#) and [Gassiat and Van Handel \(2013\)](#) showed that BIC is consistent for selecting the number of components.

2.4 The posterior mean and SURE

We have so far focused on the posterior median which is a thresholding rule. In this subsection, we turn to the posterior mean which is no longer a thresholding rule but enjoys the same multi-direction shrinkage property as the posterior median does. We shall follow the setup in Section 2.3. Write $g_j(x) = g(x; b_j, c_j)$ for $0 \leq j \leq d$ with $g_0(x) = \phi(x)$. Let $m(x) = \sum_{j=0}^d w_j g_j(x)$ and $\rho_j(x) = w_j g_j(x)/m(x)$ for $0 \leq j \leq d$. By Tweedie's formula, the posterior mean can be written as

$$\zeta(x, \theta) = x + \nabla \log m(x),$$

where $\nabla = \partial/\partial x$.

Below we briefly discuss Stein's unbiased risk estimator (SURE; Stein (1981)) for the posterior mean. A function is said to be almost differentiable if it can be represented by well-defined integral of its almost-everywhere derivative. The following result was obtained by George (1986) based on Stein's lemma.

THEOREM 2.1. *Suppose g_j and ∇g_j are both almost differentiable. If*

$$\mathbb{E}|\nabla^2 g_j(X_i)/g_j(X_i)| < \infty, \quad \mathbb{E}(\nabla \log g_j(X_i))^2 < \infty, \quad (13)$$

for $0 \leq j \leq d$ and $1 \leq i \leq p$. Then the squared error risk can be expressed as

$$R(\theta) := \mathbb{E} \sum_{i=1}^p (\mu_i - \zeta(X_i, \theta))^2 = p - \mathbb{E} \sum_{i=1}^p D(X_i),$$

where $D(X_i) = \sum_{j=0}^d \rho_j(X_i) D_j(X_i) - \sum_{0 \leq j < k \leq d} \rho_j(X_i) \rho_k(X_i) (\zeta_j(X_i) - \zeta_k(X_i))^2$ with $D_j(X_i) = (\nabla \log g_j(X_i))^2 - 2 \nabla^2 g_j(X_i)/g_j(X_i)$ and $\zeta_j(X_i) = X_i + \nabla \log m_j(X_i)$.

Clearly, $\hat{R}(\theta) = p - \sum_{i=1}^p D(X_i)$ is an unbiased estimator of the risk $R(\theta)$, which we shall refer to as SURE henceforth. Note that $\sum_{i=1}^p D(X_i)$ is an unbiased estimator of the amount of risk reduction offered by the posterior mean over the MLE \mathbf{X} . When the prior is a normal mixture, the posterior mean has the form of

$$\zeta(X_i, \theta) = \sum_{j=0}^d \rho_j(X_i) \zeta_j(X_i, \theta), \quad \zeta_j(X_i, \theta) = \frac{X_i/b_j^2 + c_j}{1/b_j^2 + 1},$$

and

$$D_j(X_i, \theta) = \frac{2}{1/b_j^2 + 1} - \frac{(X_i - c_j)^2}{(1/b_j^2 + 1)^2},$$

where $c_0 = 0$ and $b_0 = \infty$. Recall that $\rho_j(X_i)$ is the posterior probability that X_i is from the j th component of the mixture model. When $\rho_j(X_i) \gg \rho_k(X_i)$ for $k \neq j$, $\zeta_j(X_i, \theta)$ dominates in $\zeta(X_i, \theta)$ and thus X_i is shrunk toward c_j .

As a consequence of Theorem 2.1, we obtain an explicit expression for $D(X_i, \theta)$.

COROLLARY 2.1. *When the prior follows a normal mixture distribution, the unbiased estimator for the*

risk reduction is given by

$$D(X_i, \theta) = \sum_{j=0}^d \rho_j(X_i) \left\{ \frac{2}{1/b_j^2 + 1} - \frac{(X_i - c_j)^2}{(1/b_j^2 + 1)^2} \right\} - \sum_{0 \leq j < k \leq d} \rho_j(X_i) \rho_k(X_i) \left(\frac{X_i/b_j^2 + c_j}{1/b_j^2 + 1} - \frac{X_i/b_k^2 + c_k}{1/b_k^2 + 1} \right)^2.$$

The first term in $D(X_i, \theta)$ measures the goodness of fit of the mixture model to the data, while the second term penalizes the pairwise distance between any two posterior means (with respect to the prior γ_j) weighted by the corresponding posterior probabilities ρ_j and ρ_k . In fact, maximizing the objective function $\sum_{i=1}^p D(X_i, \theta)$ results in an estimate for the hyperparameters θ , i.e.,

$$\hat{\theta} = \arg \max_{\theta} \sum_{i=1}^p D(X_i, \theta). \quad (14)$$

In our simulations, we use the constrained version of the quasi-Newton BFGS (Broyden, Fletcher, Goldfarb and Shanno) method with multiple initial points to solve (14).

To study the properties of $\hat{\theta}$, we shall focus on the case of two component mixture, i.e., $d = 1$. Let $w = 1 - w_0$, $b = b_1$ and $c = c_1$. To simplify the arguments, we set $b = 1$, and write $g(x; c) = g(x, 1, c)$ and $m(x; \theta) = m(x; w, 1, c) = m(x; w, c)$. Given $\theta = (w, c)$, let $\zeta(X_i; \theta) = X_i + \nabla \log m(X_i; \theta)$. We state our main result below. For $a_1, a_2, a_3 > 0$, denote by $\Theta := \Theta(a_1, a_2, a_3) = \{(w, c) : w \in [1/(a_1 p^{a_2}), 1]$ and $|c| \leq a_3 \log(p)\}$.

THEOREM 2.2. *Suppose γ_0 is unimodal and*

$$\sup_u |\nabla^j \log \gamma_0(u)| \leq \Lambda \quad a.e., \quad (15)$$

for $j = 1, 2$. Moreover, assume that

$$|\nabla^2 \log \gamma_0(u) - \nabla^2 \log \gamma_0(u')| \leq C|u - u'| \quad a.e., \quad (16)$$

for some constant $C > 0$. Then we have uniformly for $(\mu_1, \dots, \mu_p) \in \mathbb{R}^p$,

$$\max_{(w,c) \in \Theta} p^{-1} |\hat{R}(w, c) - \mathbb{E} \hat{R}(w, c)| = O_p \left(\frac{(\log(p))^{3/2}}{\sqrt{p}} \right).$$

The same conclusion holds when γ_0 is double exponential.

Let $(\hat{w}, \hat{c}) = \arg \min_{(w,c) \in \Theta} \hat{R}(w, c)$ and $(\tilde{w}, \tilde{c}) = \arg \min_{(w,c) \in \Theta} R(w, c)$ with $R(w, c) = \mathbb{E}[\hat{R}(w, c)]$. As a consequence of Theorem 2.2, we have

$$\begin{aligned} \hat{R}(\hat{w}, \hat{c}) - R(\tilde{w}, \tilde{c}) &= \hat{R}(\hat{w}, \hat{c}) - \hat{R}(\tilde{w}, \tilde{c}) + \hat{R}(\tilde{w}, \tilde{c}) - R(\tilde{w}, \tilde{c}) \leq \hat{R}(\tilde{w}, \tilde{c}) - R(\tilde{w}, \tilde{c}) \\ &\leq \sup_{(w,c) \in \Theta} |\hat{R}(w, c) - R(w, c)| = O_p \left(\frac{(\log(p))^{3/2}}{\sqrt{p}} \right). \end{aligned}$$

REMARK 2.4. A similar result as in Theorem 2.2 can be obtained for the Gaussian prior, whose proof involves the use of Gaussian concentration inequality for lipschitz functions. An additional assumption

on the ℓ_2 norm of the mean vector is needed in this case. In our simulations, SURE based on the Gaussian prior performs as well as the one based on the double exponential prior.

REMARK 2.5. Consider the ℓ_q ball

$$B_q(\eta) = \left\{ (\mu_1, \dots, \mu_p) : p^{-1} \sum_{i=1}^p |\mu_i|^q \leq \eta^q \right\},$$

with small radius η . The minimax risk under the squared loss is given by $r_{q,2} = \eta^2$ for $q = 2$ and $r_{q,2} = \eta^q (2 \log \eta^{-q})^{(2-q)/2}$ for $0 < q < 2$. When $q = 2$ and $(\log(p))^{3/2}/\sqrt{p} < \eta^2$, the SURE-based estimator attains the minimax risk. However, when $(\log(p))^{3/2}/\sqrt{p}$ is of larger order compared to η^2 , the error term dominates. In this case, we may use MMLE to tune (w, c) . When $c = 0$ and w is estimated by the MMLE, JS (2004) showed that the posterior median and the posterior mean are both minimax optimal for $q \in (1, 2]$. Therefore, one may combine SURE and empirical Bayes in a way similar to Donoho and Johnstone (1995), depending on the sparsity of the signals.

3 Heteroscedastic models

In this section, we extend our results to the heteroscedastic case (i.e., the unequal variance case). To this end, consider the model,

$$X_i = \mu_i + \epsilon_i, \quad \epsilon_i \sim^{i.i.d} N(0, \sigma_i^2),$$

for $1 \leq i \leq p$. As before, we impose the mixture prior distribution on μ_i i.e., $f(\mu) = (1-w)\delta_0(\mu) + w\gamma(\mu; b, c)$, where the nonzero component of the prior, γ , belongs to a location-scale family. Recall that $g(x; b, c)$ denotes the convolution between $\phi(\cdot)$ and $\gamma(\cdot; b, c)$. Direct calculation shows that $\int_{-\infty}^{+\infty} (1/\sigma_i)\phi((x-\mu)/\sigma_i)\gamma(\mu; b, c)d\mu = (1/\sigma_i)g(x/\sigma_i, b\sigma_i, c/\sigma_i)$. The MMLE $(\hat{w}, \hat{b}, \hat{c})$ is then defined as,

$$(\hat{w}, \hat{b}, \hat{c}) = \arg \max \sum_{i=1}^n \log\{(1-w)\phi(Y_i) + wg(Y_i; b\sigma_i, c/\sigma_i)\}, \quad Y_i := X_i/\sigma_i, \quad (17)$$

subject to the constraints that $b > 0$ and $0 \leq w \leq 1$.

We propose an alternative method below that takes into account the order information in the variances, which is useful in estimating the means [see Xie et al. (2012)]. From (17), we see that $b_i := b\sigma_i$ is a monotonic increasing function of σ_i . In other words, we have $b_i \geq b_j$ if $\sigma_i \geq \sigma_j \geq 0$. This observation suggests us to consider the optimization problem,

$$(\hat{w}, \hat{b}_1, \dots, \hat{b}_p, \hat{c}) = \arg \max \sum_{i=1}^n \log\{(1-w)\phi(Y_i) + wg(Y_i; b_i, c/\sigma_i)\}, \quad (18)$$

subject to the ordering constraint

$$b_i \geq b_j > 0 \quad \text{if} \quad \sigma_i \geq \sigma_j. \quad (19)$$

Here we impose a monotone constraint on $\{b_i\}$ according to the ordering of the variances. We shall call the resulting estimator semi-parametric MMLE. As seen in Section 4, the performance of the normal density component and double exponential density component are generally close in the homogeneous

case. Therefore, we shall focus on the case of normal prior, and develop an efficient algorithm to solve (18). Our algorithm is a modification of the EM algorithm which invokes the PAV algorithm in its M-step. The details are summarized in Algorithm 1 below.

Algorithm 1

0. Input the initial values $(w^{(0)}, c^{(0)}, b_1^{(0)}, \dots, b_p^{(0)})$.

1. **E-step:** Given (w, c, b_1, \dots, b_p) , let

$$Q_{1i} = \frac{(1-w)\phi(Y_i)}{(1-w)\phi(Y_i) + w g(Y_i; \tau_i^{-1/2}, c/\sigma_i)} \quad \text{and} \quad Q_{2i} = 1 - Q_{1i},$$

where $\tau_i = 1/b_i^2$ for $1 \leq i \leq p$.

2. **M-step:** For fixed c , solve the optimization problem

$$(\hat{\tau}_1, \dots, \hat{\tau}_p) = \arg \min \sum_{i=1}^p Q_{2i} \left\{ \log(1 + \tau_i) + \frac{(Y_i - c/\sigma_i)^2}{1 + \tau_i} \right\} \quad \text{subject to} \quad 0 \leq \tau_i \leq \tau_j \quad \text{if} \quad \sigma_i \geq \sigma_j, \quad (20)$$

For fixed (τ_1, \dots, τ_p) , let

$$\hat{c} = \frac{\sum_{i=1}^p Q_{2i} Y_i / \{\sigma_i(1 + \tau_i)\}}{\sum_{i=1}^p Q_{2i} / \{\sigma_i^2(1 + \tau_i)\}} \quad \text{and} \quad \hat{w} = \frac{1}{p} \sum_{i=1}^p Q_{2i}. \quad (21)$$

Iterate between (20) and (21) until convergence.

3. Repeat the above E-step and M-step until the algorithm converges.

Define

$$\begin{aligned} l(w, \tau_1, \dots, \tau_p, c) = & \sum_{i=1}^p Q_{1i} \left\{ \log(1-w) - \log(Q_{1i}) - \frac{Y_i^2}{2} \right\} \\ & + \sum_{i=1}^p Q_{2i} \left\{ \log(w) - \log(Q_{2i}) - \frac{1}{2} \log(1 + \tau_i) - \frac{(Y_i - c/\sigma_i)^2}{2 + 2\tau_i} \right\}. \end{aligned}$$

Consider the optimization problem,

$$\max_{w, \tau_1, \dots, \tau_p, c} l(w, \tau_1, \dots, \tau_p, c) \quad \text{subject to} \quad 0 \leq \tau_i \leq \tau_j \quad \text{if} \quad \sigma_i \geq \sigma_j. \quad (22)$$

For fixed c , maximizing $l(w, \tau_1, \dots, \tau_p, c)$ with respect to (τ_1, \dots, τ_p) is equivalent to solving (20). On the other hand, for fixed (τ_1, \dots, τ_p) , the maximizers of $l(w, \tau_1, \dots, \tau_p, c)$ with respect to w and c are given in (21). Therefore, the iteration between (20) and (21) is essentially a coordinate descent algorithm for solving (22).

The order constraint optimization problem (20) can be solved effectively using the PAV algorithm for isotonic regression. Notice that

$$(Y_i - c/\sigma_i)^2 - 1 = \arg \min_{\tau_i} \{ \log(1 + \tau_i) + (Y_i - c/\sigma_i)^2 / (1 + \tau_i) \}.$$

Consider the weighted isotonic regression,

$$(\tilde{\tau}_1, \dots, \tilde{\tau}_p) = \arg \min \sum_{i=1}^p Q_{2i} \{(Y_i - c/\sigma_i)^2 - 1 - \tau_i\}^2 \quad \text{subject to} \quad 0 \leq \tau_i \leq \tau_j \quad \text{if} \quad \sigma_i \geq \sigma_j. \quad (23)$$

Let $\hat{\tau}_i = \max\{\tilde{\tau}_i, 0\}$ for $1 \leq i \leq p$. By Chapter 1 of [Robertson et al. \(1988\)](#), we have the following result.

PROPOSITION 3.1. *The solution to (20) is $(\hat{\tau}_1, \dots, \hat{\tau}_p)'$.*

REMARK 3.1. Notice that c/σ_i is a monotonic increasing function of σ_i if $c < 0$ while it is monotonic decreasing when $c > 0$. However, as the sign of c is generally unknown, it seems less convenient to use the monotonic constraint on location parameters.

To end this subsection, we remark that the method can also be extended to the mixture models described in Section 2.3. In particular, one can consider the following MMLE,

$$(\hat{w}_0, \hat{w}_k, \hat{b}_{ki}, \hat{c}_k)_{k=1,2,\dots,d} = \arg \max \sum_{i=1}^n \log \left\{ (1 - w_0)\phi(Y_i) + \sum_{k=1}^d w_k g(Y_i; b_{ki}, c_k/\sigma_i) \right\},$$

subject to the ordering constraint

$$b_{ki} \geq b_{kj} > 0 \quad \text{if} \quad \sigma_i \geq \sigma_j, \quad (24)$$

and $\sum_{k=0}^d w_k = 1$ for $w_k \geq 0$. The EM + PAV algorithm can again be employed to solve the optimization problem. The details of the algorithm are presented in Section 5.4.

4 Numerical studies

4.1 Two component mixture priors

We conduct simulation studies to compare and contrast the method in Section 2.1 with JS (2004) as well as the general maximum likelihood empirical Bayes (denoted by GMLEB and S-GMLEB) in [Jiang and Zhang \(2009\)](#), shape constrained rule (SCR) in [Koenker and Mizera \(2014\)](#) and the nonparametric empirical Bayes method (NEB) in [Brown and Greenshtein \(2009\)](#). We consider two prior density components namely the double exponential and normal densities. Following the well-established design of JS (2004), we generate a single observation $\mathbf{X} \sim N(\mu_0, I_p)$ with $p = 1000$. Here μ_0 contains $k = 5, 50$ or 500 nonzero entries with the same value $v = 3, 4, 5$ or 7 .

The simulation results are summarized in Table 1. Because the non-null observations are being shrunk toward the data-driven location, the proposed method outperforms JS (2004) and the nonparametric competitors in all cases as the nonzero entries are all equal. The posterior median has slightly higher squared errors comparing to the posterior mean. However, it produces an exact sparse solution, which is desirable if the goal is to recover the support of signals or do feature selection. We also note that the two density components perform similarly despite their different tail behaviors.

Table 2 reports the MMLE for w as well as the false positive numbers (FP) and false negative numbers (FN) for the posterior median. The FP for our method is consistently lower than that of JS (2004). As the underlying model is indeed a two-component normal mixture, \hat{w} in our method provides a reasonable estimation of the nonzero proportion when the signal strength is relatively strong or the

signal is not too sparse. However, when the location parameter c is set to be zero in JS (2004), \hat{w} provides a less meaningful estimation of the nonzero proportion. Furthermore, Table 3 summarizes the average of total ℓ_1 loss for the proposed method, JS (2004)’s approach as well as the posterior mean and posterior median based on Kiefer and Wolfowitz (1956)’s nonparametric maximum likelihood estimator (NPMLE). We implement Kiefer and Wolfowitz’s procedure using the R package `REBayes`; see Koenker and Gu (2016). It is clear that the proposed method outperforms other approaches in this case. Although the Bayes rule (posterior mean) based on NPMLE has superior performance in terms of ℓ_2 loss, its ℓ_1 loss is considerably higher which is likely due to the non-sparseness of its solution.

In Table 4, we further report some simulation results following the setting in Table 4 of Jiang and Zhang (2009), where $p = 1000$ and $\mu_j \sim^{i.i.d} N(\tilde{\mu}, \sigma^2)$. For such design, James-Stein estimator is the best performer. It is interesting to see that our method performs as well as the James-Stein estimator when normal density is employed. Note that in this setup, the performance of the posterior median in JS (2004) considerably worsens and the improvement by including a location parameter is significant.

We also note that the posterior mean based on SURE performs competitively with the empirical Bayes counterpart. Overall, our method has reasonably good finite sample performance at the expense of low computational overhead compared to nonparametric empirical Bayes and having the advantage of no tuning as compared to the nonparametric approaches.

Table 1: Average of total squared error of estimation of various methods on a mixed signal of length 1000. The numbers for GMLEB, S-GMLEB, SCR and NEB are adapted from Jiang and Zhang (2009), Koenker and Mizera (2014), and Brown and Greenshtein (2009) respectively. The results for SCR and NEB are based on 1000 and 50 simulation runs, while the results for other methods are based on 100 simulation runs. Boldface entries denote the best performer.

v	$k = 5$				$k = 50$				$k = 500$			
	3	4	5	7	3	4	5	7	3	4	5	7
L-Exp (median)	34	26	16	4	178	117	53	7	551	341	141	9
L-Exp (mean)	32	25	15	4	148	97	46	8	445	277	119	13
L-Normal (median)	35	28	17	3	184	123	53	5	584	366	160	14
L-Normal (mean)	34	27	15	3	155	102	45	5	443	279	124	12
L-Exp-S (mean)	35	28	16	5	153	102	46	7	447	283	129	19
L-Normal-S (mean)	35	28	15	5	153	102	46	7	444	280	126	16
Exp	36	30	18	9	211	151	101	72	852	870	780	656
GMLEB	39	34	23	11	157	105	58	14	459	285	139	18
S-GMLEB	32	28	17	6	150	99	54	10	454	282	136	15
SCR	37	34	21	11	173	121	63	16	488	310	145	22
NEB	53	49	42	27	179	136	81	40	484	302	158	48

Note: L-Exp/L-Normal (L-Exp-S/L-Normal-S) denote the proposed empirical Bayes (Stein’s) method, where the density component of the prior is double exponential or normal with location shift.

4.2 Finite mixture priors

To evaluate the performance of the method proposed in Section 2.3, we modify the setting in JS (2004) by considering the models with $\mu_i = v$ for $1 \leq i \leq k$ and $\mu_i = -v$ for $k + 1 \leq i \leq 2k$, where $v = 3, 4, 5, 7$ and $k = 5, 50, 250$. To conserve space, we only present the results with normal density components. As seen from Table 5, when $m \geq 2$, the posterior mean and median based on the finite mixture models perform as well as their NPMLE counterparts. For $k = 50$ and $k = 250$, we see a

Table 2: MMLE for w , and the false positive numbers (FP) and false negative numbers (FN) for the posterior medians of the proposed method and JS (2004)’s method.

v		$k/p = 0.005$				$k/p = 0.05$				$k/p = 0.5$			
		3	4	5	7	3	4	5	7	3	4	5	7
L-Exp	\hat{w}	0.086	0.022	0.010	0.005	0.05	0.05	0.05	0.05	0.51	0.50	0.50	0.50
	FP	15.8	2.0	0.7	0.1	6.5	3.2	0.9	0.0	36.2	12.2	3.3	0.1
	FN	2.7	0.9	0.3	0.0	14.5	4.6	1.3	0.0	30.6	10.6	2.8	0.1
L-Normal	\hat{w}	0.051	0.017	0.008	0.006	0.08	0.05	0.05	0.05	0.50	0.50	0.50	0.50
	FP	1.2	0.9	0.5	0.1	8.1	3.6	1.0	0.1	35.1	12.0	3.1	0.2
	FN	3.2	1.2	0.3	0.0	14.5	4.7	1.2	0.0	31.6	11.3	3.4	0.1
Exp	\hat{w}	0.137	0.056	0.029	0.014	0.23	0.18	0.14	0.10	1.00	1.00	0.89	0.74
	FP	33.2	11.0	0.9	0.5	15.3	10.8	7.4	3.8	500	500	310.0	97.3
	FN	3.2	1.2	0.3	0.0	14.5	3.5	0.6	0.0	0.0	0.0	0.0	0.0

Note: L-Exp/L-Normal denote the proposed empirical Bayes method, where the density component of the prior is double exponential or normal with location shift.

significant improvement by including additional mixing component(s). The total square errors are not sensitive to the choice of m as long as $m \geq 2$. Table 6 summarizes the false positive/negative numbers (FP/FN) for the posterior median. The mixture models with $m \geq 2$ greatly reduce the FP numbers for $k = 50, 250$. However, the over-fitted models may deliver higher false positive numbers for dense and weak signals as compared to the correctly specified model. To select the number of components, we implement the BIC criterion described in (12) with the upper bound $M_0 = 6$. It is seen that the BIC criterion generally selects the true number of clusters and the corresponding estimators perform reasonably well when the signals are not too weak or sparse.

4.3 Heteroscedastic models

In this subsection, we present some numerical results to demonstrate the finite sample performance of the semi-parametric MMLE for heteroscedastic models. To this end, we generate a single observation $\mathbf{X} \sim N(\mu_0, \Sigma)$, where $\mu_0 = (\mu_1, \dots, \mu_p)$ and $\Sigma = \text{diag}(\sigma_1^2, \dots, \sigma_p^2)$. Consider the following models, where $v = 3, 5, 4, 7$, and $K = 5, 50, 500$.

- (A) $\sigma_i \sim^{i.i.d} \text{Unif}(1, 1.5)$. Sort $\{\sigma_i\}$ so that $\sigma_1 \leq \sigma_2 \leq \dots \leq \sigma_p$. Let $\mu_j = v$ for $1 \leq j \leq K$ and zero otherwise.
- (B) $\sigma_i \sim^{i.i.d} \text{Unif}(1, 1.5)$. Sort $\{\sigma_i\}$ so that $\sigma_1 \geq \sigma_2 \geq \dots \geq \sigma_p$. Let $\mu_j = v$ for $1 \leq j \leq K$ and zero otherwise.
- (C) $\sigma_i \sim^{i.i.d} \text{Unif}(1, 1.5)$. Sort $\{\sigma_i\}$ so that $\sigma_1 \leq \sigma_2 \leq \dots \leq \sigma_p$. Let $\mu_j \sim N(v, 1)$ for $1 \leq j \leq K$ and zero otherwise.
- (D) $\sigma_i \sim^{i.i.d} \text{Unif}(1, 1.5)$. Sort $\{\sigma_i\}$ so that $\sigma_1 \geq \sigma_2 \geq \dots \geq \sigma_p$. Let $\mu_j \sim N(v, 1)$ for $1 \leq j \leq K$ and zero otherwise.
- (E) $\sigma_i \sim^{i.i.d} \text{Unif}(1, 1.5)$. Sort $\{\sigma_i\}$ so that $\sigma_1 \leq \sigma_2 \leq \dots \leq \sigma_p$. Let $\mu_j = v$ for $\lfloor (p - K)/2 \rfloor \leq j \leq \lfloor (p + K)/2 \rfloor - 1$ and zero otherwise.

Table 3: Average of total ℓ_1 loss of estimation of various methods on a mixed signal of length 1000. The results are based on 100 simulation runs. Boldface entries denote the best performer.

v	$k = 5$				$k = 50$				$k = 500$			
	3	4	5	7	3	4	5	7	3	4	5	7
L-Exp (median)	13	9	6	3	69	38	18	8	229	119	56	27
L-Exp (mean)	38	22	11	3	107	57	25	9	327	173	83	38
L-Normal (median)	21	10	6	3	72	39	18	8	225	116	52	23
L-Normal (mean)	39	23	12	4	115	58	25	8	310	157	68	24
L-Exp-S (mean)	32	19	8	4	113	60	26	9	329	177	90	44
L-Normal-S (mean)	33	19	8	4	114	59	25	8	312	158	70	24
Exp	14	11	8	6	96	73	58	49	708	720	620	501
NPMLE (median)	66	65	64	64	125	93	79	71	274	164	99	72
NPMLE (mean)	52	47	41	37	134	88	59	43	329	181	95	51

Note: L-Exp/L-Normal (L-Exp-S/L-Normal-S) denote the proposed empirical Bayes (Stein's) method, where the density component of the prior is double exponential or normal with location shift.

- (F) $\sigma_i \sim^{i.i.d} \text{Unif}(1, 1.5)$. Sort $\{\sigma_i\}$ so that $\sigma_1 \leq \sigma_2 \leq \dots \leq \sigma_p$. Let $\mu_j \sim N(v, 1)$ for $\lfloor (p - K)/2 \rfloor \leq j \leq \lfloor (p + K)/2 \rfloor - 1$ and zero otherwise.
- (G) $\sigma_i \sim^{i.i.d} \text{Unif}(1, 1.5)$. Sort $\{\sigma_i\}$ so that $\sigma_1 \geq \sigma_2 \geq \dots \geq \sigma_p$. Let $\mu_j = v$ for $\lfloor (p - K)/2 \rfloor \leq j \leq \lfloor (p + K)/2 \rfloor - 1$ and zero otherwise.
- (H) $\sigma_i \sim^{i.i.d} \text{Unif}(1, 1.5)$. Sort $\{\sigma_i\}$ so that $\sigma_1 \geq \sigma_2 \geq \dots \geq \sigma_p$. Let $\mu_j \sim N(v, 1)$ for $\lfloor (p - K)/2 \rfloor \leq j \leq \lfloor (p + K)/2 \rfloor - 1$ and zero otherwise.
- (I) $\sigma_i \sim^{i.i.d} \text{Unif}(1, 1.01)$. Let $\mu_j = v$ for $1 \leq j \leq K$ and zero otherwise.
- (J) $\sigma_i \sim^{i.i.d} \text{Unif}(1, 1.01)$. Let $\mu_j \sim N(v, 1)$ for $1 \leq j \leq K$ and zero otherwise.

We compare the performance of the posterior mean and median delivered by the MMLE in (17) and (18). The simulation results are reported in Table 7. In models (A)-(D), the semi-parametric estimator generally outperforms the estimator which dose not take into account the order structure. We observe improvement regardless of the direction of the order. In models (E)-(H) where the signals correspond to moderate variances, the semiparametric approach delivers better results in most cases when $v = 3, 4, 5$. In models (I)-(J) which contain no order information, the semiparametric procedure is very comparable with the parametric procedure without using the order structure. Overall, the performance of the semi-parametric approach is quite robust and its computational cost is moderate due to the efficiency of the PAV algorithm.

4.4 Application to wavelet approximation

We apply the method in Section 3 to wavelet coefficient estimation. Suppose we have observations

$$X_i = h(t_i) + \epsilon_i$$

of a function $h(\cdot)$ at $N = 2^J$ regularly spaced points t_i with $\epsilon_i \sim N(0, \sigma_i^2)$, where N and J are positive integers. Let d_{jk} be the elements of the discrete wavelet transformation (DWT) of the sequence $h(t_i)$.

Table 4: Average of total squared error of estimation of various methods on a mixed signal of length 1000. The numbers for James-Stein, GMLEB, and S-GMLEB are adapted from [Jiang and Zhang \(2009\)](#). Boldface entries denote the best two performers.

$\tilde{\mu}$	$\sigma^2 = 0.1$				$\sigma^2 = 2$			$\sigma^2 = 40$		
	3	4	5	7	3	5	7	3	5	7
L-Exp (median)	94	94	93	92	722	704	704	989	1007	1014
L-Exp (mean)	93	93	93	93	692	689	689	986	990	994
L-Normal (median)	94	95	94	93	667	666	666	978	977	977
L-Normal (mean)	94	94	93	93	666	665	666	977	977	977
L-Exp-S (mean)	92	92	92	92	685	684	684	982	982	982
L-Normal-S (mean)	94	93	93	93	665	664	664	974	974	974
Exp	1086	1066	1044	1022	1020	1037	1022	990	994	999
GMLEB	94	94	95	95	675	678	673	1001	1015	1009
S-GMLEB	97	98	99	98	678	681	675	1002	1015	1009
James-Stein	92	92	92	93	665	670	665	970	982	975

Note: L-Exp/L-Normal (L-Exp-S/L-Normal-S) denote the proposed empirical Bayes (Stein's) method, where the density component of the prior is double exponential or normal with location shift.

Similarly write d_{jk}^* the DWT of the observed data X_i . At the j th level, we set up a model:

$$d_{jk}^* = d_{jk} + \tilde{\sigma}_{jk}\varepsilon_{jk}, \quad k = 1, 2, \dots, N_j, \quad (25)$$

where $\varepsilon_{jk} \sim N(0, 1)$. At level j , we estimate d_{jk} by the posterior median

$$\hat{d}_{jk} = \delta^H(d_{jk}^*; \hat{w}, \hat{b}_1, \dots, \hat{b}_p, \hat{c}),$$

and the posterior mean,

$$\check{d}_{jk} = \zeta^H(d_{jk}^*; \hat{w}, \hat{b}_1, \dots, \hat{b}_p, \hat{c}),$$

where $(\hat{w}, \hat{b}_1, \dots, \hat{b}_p, \hat{c})$ is the solution to (18) based on $\{d_{jk}^*\}_{k=1}^{N_j}$. In practice, the noise $\tilde{\sigma}_{jk}$ are unknown and need to be replaced by estimate $\hat{\sigma}_{jk}$. Finally, we apply the inverse DWT to \hat{d}_{jk} (or \check{d}_{jk}) to get the wavelet approximation for X_i .

As an illustration, we employ the proposed method to process the wavelet transform of a two-dimensional image. We consider the image of Ingrid Daubechies contained in the `waveslim` package in R. After loading the image, we reverse its sign, in order to obtain an image that comes out in positive rather than negative when using the image with the option `col=gray(1:100/100)` in R. We then construct a noisy image by adding heteroscedastic normal noise to each pixel. In particular, the standard deviation of the noise we add to the (i, j) th pixels is $(i + j)/a_0$ for $a_0 = 10, 15, 20$. Following [Silverman and Johnstone \(2005\)](#), we construct the two-dimensional wavelet transform using the routine `dwt.2d` and the Daubechies `d6` wavelet. As pointed out in [Silverman and Johnstone \(2005\)](#), it may be appropriate to use dictionaries other than the standard two-dimensional wavelet transform. Here we mainly use this example to illustrate how our method can be used in a broader context. To estimate the standard deviation of the noise, we partition the wavelet coefficients at the finest scale into $m \times m$ blocks over space, and use median-absolute deviation to estimate the standard deviation of noise at each of the m^2 blocks. In our analysis, we set $m = 8$ and 16, which deliver very similar

Table 5: Average of total squared error of estimation of various methods on a mixed signal of length 1000. The results are based on 100 simulation runs.

	m	$2k = 10$				$2k = 100$				$2k = 500$			
		3	4	5	7	3	4	5	7	3	4	5	7
L-Normal (mean)	1	61	51	32	18	320	264	198	150	821	821	748	663
L-Normal (median)	1	65	53	28	16	334	240	168	133	821	779	693	618
L-Normal (mean)	2	62	53	33	18	300	203	94	10	628	391	168	14
L-Normal (median)	2	65	54	28	14	370	246	114	12	803	505	213	17
L-Normal (mean)	3	63	53	33	19	301	204	97	14	630	394	172	19
L-Normal (median)	3	65	53	28	15	370	244	112	13	792	499	209	18
L-Normal (mean)	4	63	53	34	19	301	204	97	14	631	395	173	19
L-Normal (median)	4	65	53	28	15	371	244	11	14	790	498	211	19
L-Normal (mean)	5	63	53	34	19	301	205	97	15	631	396	173	20
L-Normal (median)	5	65	53	28	15	371	244	111	14	793	498	210	19
L-Normal (mean)	BIC	61	51	32	18	318	205	94	10	628	391	168	14
L-Normal (median)	BIC	65	53	28	16	338	245	114	12	803	505	213	17
Exp (median)	NA	64	52	28	16	335	251	180	140	860	875	786	659
NPMLE (mean)	NA	63	53	30	10	302	206	99	16	633	397	174	22
NPMLE (median)	NA	74	63	39	17	383	255	120	27	830	516	221	34

results. At each level, the wavelet coefficients in the same block are assumed to have the same standard deviation. Figure 6 shows the original and noisy images. We apply the method in Section 3, Johnstone and Silverman (2005)’s procedure with the double exponential density component and the NPMLE method (implemented in the R package REBayes) to the wavelet coefficients at each level, and then invert the transform using the R function `idwt.2d` to find the final estimate. To implement Johnstone and Silverman (2005)’s approach, we let $d_{ij} = \hat{\sigma}_{ij}\delta(d_{ij}/\hat{\sigma}_{ij}; \hat{w}, \hat{b})$ with $\hat{\sigma}_{ij}$ being the above blockwise estimate of the standard deviation. Here $\delta(\cdot; \hat{w}, \hat{b})$ denotes the posterior median, and (\hat{w}, \hat{b}) are the MMLEs with the location parameter being zero.

To quantify the performance of different methods, we consider $\text{MSE} = \sum_{i,j=1}^{256} (h(t_{ij}) - \hat{h}(t_{ij}))^2$, where $h(t_{ij})$ and $\hat{h}(t_{ij})$ denote the (i, j) th pixel values for the original image and the reconstructed image respectively. Table 8 summarizes the ratios of the MSE of the proposed method and NPMLE procedure to that of Johnstone and Silverman (2005). Both the semiparametric estimator and the NPMLE based estimators provide an improvement over Johnstone and Silverman (2005). Our semiparametric approach is slightly better than the NPMLE in a few cases, and the posterior mean delivers better results as compared to the posterior median.

5 Appendix

5.1 Closed-form representations for posterior median

Double exponential: We provide the closed-form representation for $\delta(x; w, b, c)$ when the prior density component is double exponential with location shift. We derive the result under the normal model $X|\mu \sim N(\mu, \sigma^2)$. Let $g_+(x; b, c) = (1/\sigma) \int_c^{+\infty} \phi((x - \mu)/\sigma) \gamma(\mu; b, c) d\mu = (b/2) \exp(-bx + b^2\sigma^2/2 + cb) \Phi((x - c)/\sigma - b\sigma)$ and $\tilde{g}_+(x; b, c) = (b/2) \exp(-bx + b^2\sigma^2/2 + cb) \Phi(x/\sigma - b\sigma)$. Here we

Table 6: The false positive numbers (FP) and false negative numbers (FN) for the posterior median based on the finite mixture models.

	m	$2k/p = 0.01$				$2k/p = 0.10$				$2k/p = 0.5$			
		3	4	5	7	3	4	5	7	3	4	5	7
FP	1	1.9	1.6	1.3	0.8	28.5	20.5	13.7	7.1	495.6	307.6	153.2	61.5
FN	1	6.0	2.3	0.4	0.0	20.6	4.5	0.5	0.0	0.0	0.0	0.0	0.0
FP	2	2.3	2.1	1.6	0.9	15.0	7.0	2.3	0.2	45.8	16.7	4.6	0.2
FN	2	5.9	2.1	0.3	0.0	28.7	9.3	2.5	0.0	48.2	16.1	4.1	0.1
FP	3	2.9	2.7	2.0	1.1	16.1	7.8	2.9	0.5	98.5	21.6	5.8	0.6
FN	3	5.8	2.0	0.3	0.0	28.0	8.8	2.2	0.0	31.2	13.6	3.6	0.0
FP	4	4.0	3.7	2.7	1.4	16.7	8.0	3.0	0.6	203.9	23.0	6.0	0.7
FN	4	5.4	1.8	0.2	0.0	27.6	8.7	2.1	0.0	23.8	13.0	3.4	0.0
FP	5	7.7	6.8	4.5	2.2	17.2	8.1	3.0	0.6	280.6	23.8	6.1	0.7
FN	5	4.9	1.7	0.2	0.0	27.4	8.6	2.1	0.0	19.5	12.8	3.4	0.0
FP	BIC	1.9	1.6	1.3	0.8	27.5	7.7	2.3	0.2	45.8	16.6	4.6	0.2
FN	BIC	6.0	2.3	0.4	0.0	21.4	9.1	2.5	0.1	48.2	16.1	4.1	0.1
FP (Exp)	NA	2.7	1.7	1.4	0.8	51.9	28.9	18.0	8.9	500.0	500.0	317.5	98.6
FN (Exp)	NA	5.8	2.1	0.3	0.0	14.3	3.3	0.4	0.0	0.0	0.0	0.0	0.0



Figure 6: Original image (left), noisy image (middle) and reconstructed image based on the posterior mean from the proposed method (right) of Ingrid Daubechies, where $a_0 = 15$.

suppress the dependence on σ . Note that,

$$\frac{1}{\sigma} \int_a^{+\infty} \phi\left(\frac{x-\mu}{\sigma}\right) \gamma(\mu; b, c) d\mu = (b/2) \exp(-bx + b^2\sigma^2/2 + cb) \Phi\left(\frac{x-a}{\sigma} - b\sigma\right),$$

for $a > c$, and

$$\frac{1}{\sigma} \int_a^c \phi\left(\frac{x-\mu}{\sigma}\right) \gamma(\mu; b, c) d\mu = (b/2) \exp(bx + b^2\sigma^2/2 - cb) \left\{ \Phi\left(\frac{c-x}{\sigma} - b\sigma\right) - \Phi\left(\frac{a-x}{\sigma} - b\sigma\right) \right\},$$

for $a \leq c$. Then we have $g(x; b, c) = g_+(x; b, c) + g_+(-x; b, -c)$, where g denotes the convolution between $\phi_{\mu, \sigma^2}(\cdot)$ and $\gamma(\cdot; b, c)$. Recall that $m(x; w, b, c) = (1 - w)\phi_{0, \sigma^2}(x) + wg(x; b, c)$. Assuming $x > 0$, straightforward but tedious calculation shows that:

Case 1: if $c > 0$ and $2wg_+(x; b, c) \geq m(x; w, b, c)$,

$$\delta(x; w, b, c) = x - b\sigma^2 + \sigma\Phi^{-1}\left(1 - \frac{m(x; w, b, c)\Phi((x - c)/\sigma - b\sigma)}{2wg_+(x; b, c)}\right).$$

Case 2: if $c > 0$ and

$$1 - \frac{2wg_+(-x, b, -c)\{\Phi((c - x)/\sigma - b\sigma) - \Phi(-x/\sigma - b\sigma)\}}{m(x; w, b, c)\Phi((c - x)/\sigma - b\sigma)} \leq \frac{2wg_+(x; b, c)}{m(x; w, b, c)} < 1,$$

then

$$\delta(x; w, b, c) = x + b\sigma^2 + \sigma\Phi^{-1}\left(\frac{\Phi((c - x)/\sigma - b\sigma)}{g_+(-x, b, -c)} \left\{g(x; b, c) - \frac{m(x; w, b, c)}{2w}\right\}\right).$$

Case 3: if $c > 0$ and

$$\frac{2wg_+(x; b, c)}{m(x; w, b, c)} < 1 - \frac{2wg_+(-x, b, -c)\{\Phi((c - x)/\sigma - b\sigma) - \Phi(-x/\sigma - b\sigma)\}}{m(x; w, b, c)\Phi((c - x)/\sigma - b\sigma)},$$

then $\delta(x; w, b, c) = 0$.

Case 4: if $c \leq 0$ and

$$\frac{2w\tilde{g}_+(x; b, c)}{m(x; w, b, c)} \geq 1,$$

then

$$\delta(x; w, b, c) = x - b\sigma^2 + \sigma\Phi^{-1}\left(1 - \frac{m(x; w, b, c)\Phi((x - c)/\sigma - b\sigma)}{2wg_+(x; b, c)}\right).$$

Case 5: if $c \leq 0$ and

$$1 - \frac{2(1 - w)\phi_{0, \sigma^2}(x)}{m(x; w, b, c)} \leq \frac{2w\tilde{g}_+(x; b, c)}{m(x; w, b, c)} < 1,$$

then $\delta(x; w, b, c) = 0$.

Case 6: if $c \leq 0$ and

$$\frac{2w\tilde{g}_+(x; b, c)}{m(x; w, b, c)} < 1 - \frac{2(1 - w)\phi_{0, \sigma^2}(x)}{m(x; w, b, c)},$$

then

$$\begin{aligned} \delta(x; w, b, c) = & x - b\sigma^2 + \sigma\Phi^{-1}\left(\Phi(b\sigma - x/\sigma) \right. \\ & \left. - \left(\frac{m(x; w, b, c)}{2w} - \frac{w\tilde{g}_+(x; b, 0) + (1 - w)\phi_{0, \sigma^2}(x)}{w}\right) \frac{\Phi((x - c)/\sigma - b\sigma)}{g_+(x; b, c)}\right). \end{aligned}$$

Finally for $x < 0$, we define $\delta(x; w, b, c) = -\delta(-x; w, b, -c)$, i.e.,

$$\delta(x; w, b, c) = \text{sign}(x)\delta(|x|; w, b, \text{sign}(x)c), \quad x \in \mathbb{R}.$$

Proof of Lemma 2.1. We prove the results when the noise level is σ^2 . Write $\tau = 1/(b^2\sigma^2)$. To show (1), first note that $g(c, b, c) = 2g_+(c, b, c) = b \exp(b^2\sigma^2/2)$ which is independent of c , and $m(c; w, b, c) \rightarrow$

$wg(c, b, c)$ as $c \rightarrow +\infty$. Thus we have

$$\Phi^{-1} \left(\frac{\Phi(-b\sigma)}{g_+(c, b, c)} \left\{ g(c; b, c) - \frac{m(c; w, b, c)}{2w} \right\} \right) \rightarrow -b\sigma.$$

By the closed-formed representation in Case 2, it is straightforward to verify that $\delta(c; w, b, c) - c \rightarrow 0$ as $c \rightarrow +\infty$.

Next we prove (2). As $x - c \rightarrow +\infty$ and $x \rightarrow +\infty$, we have

$$\frac{\phi_{0,\sigma^2}(x)}{\exp(-bx + b^2\sigma^2/2 + cb)} \rightarrow 0, \quad \frac{g_+(-x; b, -c)}{\exp(-bx + b^2\sigma^2/2 + cb)} \rightarrow 0.$$

It thus implies that

$$\frac{m(x; w, b, c)\Phi((x-c)/\sigma - b\sigma)}{2wg_+(x; b, c)} = \frac{(1-w)\phi_{0,\sigma^2}(x) + wg_+(x; b, c) + wg_+(-x; b, -c)}{wb\exp(-bx + b^2\sigma^2/2 + cb)} \rightarrow 1/2.$$

When $c > 0$, by Case 1, we have $\delta(x; w, b, c) - (x - b\sigma^2) \rightarrow 0$. When $c < 0$, we have $g_+(x; b, c)/\tilde{g}_+(x; b, c) \rightarrow 1$. By Case 4, we have $\delta(x; w, b, c) - (x - b\sigma^2) \rightarrow 0$.

Finally, (3) follows from similar argument and the fact that $\delta(x; w, b, c) = -\delta(-x; w, b, -c)$ for $x < 0$. \diamond

Normal: Next we provide the closed-form representation for $\delta(x; w, b, c)$ when the prior density component is normal with location shift. The prior distribution for μ is $(1-w)\delta_0 + wN(c, 1/b^2)$. Let $\tau = 1/(b^2\sigma^2)$. Direct calculation shows that

$$h(x; a, b, c) = \int_a^{+\infty} \phi_{\mu,\sigma^2}(x)\gamma(\mu; b, c)d\mu = \phi_{c,1/b^2+\sigma^2}(x) \left\{ 1 - \Phi \left(\frac{a - (\tau x + c)/(\tau + 1)}{\sqrt{\sigma^2\tau/(1 + \tau)}} \right) \right\},$$

$$m(x; w, b, c) = (1-w)\phi_{0,\sigma^2}(x) + w\phi_{c,1/b^2+\sigma^2}(x).$$

We have the following three cases:

Case 1: If $2wh(x; 0, b, c) \geq m(x; w, b, c)$, then

$$\delta(x; w, b, c) = \frac{\tau x + c}{\tau + 1} + \sigma \sqrt{\frac{\tau}{1 + \tau}} \Phi^{-1} \left(\frac{w\phi_{c,1/b^2+\sigma^2}(x) - (1-w)\phi_{0,\sigma^2}(x)}{2w\phi_{c,1/b^2+\sigma^2}(x)} \right).$$

Case 2: If $m(x; w, b, c) - 2(1-w)\phi_{0,\sigma^2}(x) \leq 2wh(x; 0, b, c) \leq m(x; w, b, c)$, then $\delta(x; w, b, c) = 0$.

Case 3: If $2wh(x; 0, b, c) \leq m(x; w, b, c) - 2(1-w)\phi_{0,\sigma^2}(x)$, then

$$\delta(x; w, b, c) = \frac{\tau x + c}{\tau + 1} + \sigma \sqrt{\frac{\tau}{1 + \tau}} \Phi^{-1} \left(\frac{w\phi_{c,1/b^2+\sigma^2}(x) + (1-w)\phi_{0,\sigma^2}(x)}{2w\phi_{c,1/b^2+\sigma^2}(x)} \right).$$

Proof of Lemma 2.2. Using the explicit expression for $\delta(x; w, b, c)$ and the fact that $\phi_{0,\sigma^2}(x)/\phi_{c,1/b^2+\sigma^2}(x) \rightarrow 0$ as $|x| \rightarrow +\infty$, we have

$$\delta(x; w, b, c) - \frac{\tau x + c}{\tau + 1} \rightarrow 0,$$

as $|x| \rightarrow +\infty$. ◇

5.2 Properties of the posterior median

We present the following lemma which will be useful in the proof of Proposition 2.1.

LEMMA 5.1. *For any $c \geq 0$, $g(x; c)/\phi(x)$ is monotonic increasing for $x > c$.*

Proof of Lemma 5.1. Let $h(x, \mu; c) = \{\phi(x - \mu) + \phi(x + \mu - 2c)\}/\phi(x)$. Then we have $g(x; c)/\phi(x) = \int_c^{+\infty} h(x, \mu; c)\gamma_0(\mu - c)d\mu$. For $x > c$ and any μ , we have

$$\frac{\partial h(x, \mu; c)}{\partial x} = \mu \exp\{x\mu - \mu^2/2\} + (2c - \mu) \exp\{(2c - \mu)(2x + \mu - 2c)/2\}.$$

When $\mu > 2c$, we have $\mu > (\mu - 2c) \exp\{2(\mu - c)(c - x)\}$ which implies that $\frac{\partial h(x, \mu; c)}{\partial x} > 0$. When $\mu \leq 2c$, it is clear that $\frac{\partial h(x, \mu; c)}{\partial x} > 0$. Therefore $g(x; c)/\phi(x)$ is monotonic increasing for $x > c \geq 0$. ◇

Proof of Proposition 2.1. Without loss of generality, we assume that $c > 0$. Claim (1) follows from the argument in the proof of Lemma 2 in JS (2004).

Under Condition (6), it is straightforward to verify that $\delta(0; w, c) = 0$. By the monotonicity of δ , there exist $t_1, t_2 \geq 0$ such that

$$\delta(x; w, c) \begin{cases} < 0, & \text{if } x < -t_2, \\ = 0, & \text{if } -t_2 \leq x \leq t_1, \\ > 0, & \text{otherwise.} \end{cases}$$

Because $P(\mu > 0|X = x) = w \int_0^{+\infty} \phi(x - \mu)\gamma(\mu, c)d\mu/\{(1 - w)\phi(x) + wg(x; c)\}$ and $P(\mu < 0|X = x) = w \int_{-\infty}^0 \phi(-x + \mu)\gamma(\mu, c)d\mu/\{(1 - w)\phi(x) + wg(x; c)\}$, t_1 and t_2 must satisfy (7) and (8).

To show (3), first assume that $c > 0$. We note that $\gamma(\mu; c)$ is symmetric about c and is unimodal. For $x > c > 0$, we have $\gamma(x - v; c) \geq \gamma(x + v; c)$ for any $v \geq 0$. Thus we get

$$\gamma(x - v; c)\phi(v)/g(x; c) \geq \gamma(x + v; c)\phi(v)/g(x; c).$$

Integrating over $v \geq 0$, we obtain

$$P(\mu \leq x|X = x, \mu \neq 0) \geq P(\mu > x|X = x, \mu \neq 0).$$

Because $P(\mu > x|X = x) = P(\mu > x|X = x, \mu \neq 0)P(\mu \neq 0|X = x) \leq P(\mu > x|X = x, \mu \neq 0) \leq 0.5$, we know that $\delta(x; w, c) \leq x$. Similar argument shows that $\delta(x; w, c) \geq x$ for $x < 0$. Next we consider the region where $x \leq c$. Using the fact that $\phi(x - c - \mu) \leq \phi(x - c + \mu)$ for $x < c$ and any $\mu > 0$, we deduce that

$$\begin{aligned} P(\mu > c|X = x, \mu \neq 0) &= \int_c^{+\infty} \phi(x - \mu)\gamma_0(\mu - c)/g(x; c)d\mu = \int_0^{+\infty} \phi(x - c - \mu)\gamma_0(\mu)/g(x; c)d\mu \\ &\leq \int_0^{+\infty} \phi(x - c + \mu)\gamma_0(\mu)/g(x; c)d\mu = \int_{-\infty}^c \phi(x - \mu)\gamma(\mu; c)/g(x; c)d\mu \\ &= P(\mu \leq c|X = x, \mu \neq 0), \end{aligned}$$

which implies that $P(\mu \geq c|X = x) \leq P(\mu > c|X = x, \mu \neq 0) \leq 0.5$ and thus $\delta(x; c) \leq c$. Therefore for $c > 0$, $|\delta(x; w, c)| \leq |x| \vee c$. Claim (3) follows by noticing that $\delta(x; w, c) = -\delta(-x; w - c)$.

Finally we prove (4). The proof is presented in four steps below.

Step 1: Our arguments in Steps 1-3 are basically modifications of those in JS (2004). We present the details for completeness. Assume that $c > 0$. Following the proof of Lemma 2 in JS (2004), we aim to find a constant a such that for large enough x ,

$$P(\mu > x - a|X = x) = P(\mu > x - a|X = x, \mu \neq 0)P(\mu \neq 0|X = x) > 1/2. \quad (26)$$

Let $B = \sup_{|u| \leq M} \gamma_0(u)e^{\Lambda u} / \{\gamma_0(M)e^{\Lambda M}\}$. Under (5), $\gamma_0(u)e^{\Lambda u}$ is increasing for $u \leq 0$ or $u \geq M$. Thus for any $a_1 > M + c$, we have

$$\begin{aligned} \text{Odd}(\mu > a_1|X = x, \mu \neq 0) &:= \frac{P(\mu > a_1|X = x, \mu \neq 0)}{1 - P((\mu > a_1|X = x, \mu \neq 0))} = \frac{\int_{a_1}^{+\infty} \gamma_0(\mu - c)\phi(x - \mu)d\mu}{\int_{-\infty}^{a_1} \gamma_0(\mu - c)\phi(x - \mu)d\mu} \\ &\geq \frac{\int_{a_1}^{+\infty} e^{-\Lambda\mu}\phi(x - \mu)d\mu}{B \int_{-\infty}^{a_1} e^{-\Lambda\mu}\phi(x - \mu)d\mu}. \end{aligned}$$

Because $\int_{-\infty}^{+\infty} e^{-\Lambda\mu}\phi(\mu)d\mu < \infty$, there exists a large enough $a_2 > 0$ such that $\int_{-a_2}^{+\infty} e^{-\Lambda\mu}\phi(\mu)d\mu > 3B \int_{-\infty}^{-a_2} e^{-\Lambda\mu}\phi(\mu)d\mu$. Thus for $x > a_1 + a_2 + M$, we have

$$\text{Odd}(\mu > x - a_1|X = x, \mu \neq 0) \geq \frac{\int_{x-a_1}^{+\infty} e^{-\Lambda\mu}\phi(x - \mu)d\mu}{B \int_{-\infty}^{x-a_1} e^{-\Lambda\mu}\phi(x - \mu)d\mu} = \frac{\int_{-a_1}^{+\infty} e^{-\Lambda\mu}\phi(\mu)d\mu}{B \int_{-\infty}^{-a_1} e^{-\Lambda\mu}\phi(\mu)d\mu} > 3,$$

which implies that $P(\mu > x - a_1|X = x, \mu \neq 0) > 3/4$.

Step 2: The posterior odds $\text{Odd}(\mu \neq 0|X = x)$ is equal to

$$O(x; w, c) := \text{Odd}(\mu \neq 0|X = x) = \frac{P(\mu \neq 0|X = x)}{1 - P(\mu \neq 0|X = x)} = \frac{w}{1 - w} \frac{g(x; c)}{\phi(x)}.$$

Let $w_c = \{\phi(c)/g(c; c)\} / [1 + \{\phi(c)/g(c; c)\}]$ so that $O(c; w_c, c) = 1$. For fixed w_c , by Lemma 5.1, $O(x; w_c, c)$ is an increasing function from 1 to $+\infty$ when $x \geq c$. For $w < w_c$, there exists a $e(w) > c$ such that $O(e(w); w, c) = 1$. Also note that

$$O(x; w, c) = O(x_0; w, c) \exp \left\{ \int_{x_0}^x (\log(g(\mu; c))' - \log(\phi(\mu))') d\mu \right\}.$$

Step 3: Let $\epsilon = (\rho - \Lambda)/2$. Note that $g(x; c) = \int_{-\infty}^{+\infty} \gamma(\mu - c)\phi(x - \mu)d\mu = \int_{-\infty}^{+\infty} \gamma(\mu)\phi(x - c - \mu)d\mu$. For large enough $a_3 > M + c$, we have for $|\mu| \geq a_3$,

$$(\log g(\mu; c))' \geq -\Lambda - \epsilon, \quad (\log \phi(\mu))' \leq -\rho,$$

where we have used (31) in JS (2004). Choose w_3 so that $O(a_3; w_3, c) = 1$. For $w < w_3$, $e(w) > a_3$. For $x > e(w) + a_4$ with $a_4 = 2(\rho - \Lambda)^{-1} \log(2)$, we have

$$O(x; w, c) \geq O(e(w); w, c) \exp\{(\rho - \Lambda)a_4/2\} \geq 2.$$

If $w \geq w_c$, then $O(x; w, c) \geq O(x; w_c, c) \geq 2$ provided that $x > c + a_4$. In either cases, it follows that

$P(\mu \neq 0|X = x) \geq 2/3$. Therefore when $x > \max\{c + a_4, e(w) + a_4, a_1 + a_2 + M\}$, (26) holds with $a = a_1$. If $0 \leq x < \max\{c + a_4, e(w) + a_4, a_1 + a_2 + M\}$, we have $0 \leq \delta(x; w, c) < x \vee c$ by Claim (3). We also note that $e(w) \leq t_1$. Simple algebra shows that $O(e(w), w, c) = 1$ implies

$$\frac{w \int_0^{+\infty} \gamma_0(e(w) - \mu) \phi(\mu) d\mu}{(1 - w)\phi(e(w)) + g(e(w); c)} \leq 0.5.$$

Thus we have $\delta(e(w); w, c) \leq \delta(t_1; w, c) = 0$ which suggests that $e(w) \leq t_1$ as $\delta(\cdot; w, c)$ is a monotonic increasing function. Combining the arguments we get

$$-c \leq x - \delta(x; w, c) \leq t_1 + c + c_0,$$

for some constant c_0 .

Step 4: For $c > 0$ and $x < 0$, we want to find a positive constant a such that

$$P(\mu > x + a|X = x) < 1/2. \quad (27)$$

It thus implies that $0 \leq \delta(x; w, c) - x \leq a$. First note that for $x < -a$, (27) is equivalent to

$$(1 - w)\phi(x) + w \int_{x+a}^{+\infty} \phi(x - \mu) \gamma_0(\mu - c) d\mu \leq \frac{1}{2} m(x; w, c). \quad (28)$$

Rearranging (28), we have

$$\frac{(1 - w)\phi(x)}{wg(x; c)} + \frac{2 \int_{x+a}^{+\infty} \phi(x - \mu) \gamma_0(\mu - c) d\mu}{g(x; c)} \leq 1. \quad (29)$$

Using the fact that $g(x; c) \geq c_0 \gamma(x - c)$ [see (28) of JS (2004)], for any $\epsilon > 0$, there exists $x < -c$ such that,

$$\frac{(1 - w)\phi(x)}{wg(x; c)} \leq \frac{(1 - w)\phi(x)}{c_0 w \gamma(x - c)} \leq \epsilon.$$

The second term on the LHS in (29) is a monotonic increasing function of

$$\frac{\int_{x+a}^{+\infty} \phi(x - \mu) \gamma_0(\mu - c) d\mu}{\int_{-\infty}^{x+a} \phi(x - \mu) \gamma_0(\mu - c) d\mu}. \quad (30)$$

When $x < -a - M$, (30) can be bounded by

$$\begin{aligned}
& \frac{\int_{-M+c}^{+\infty} \phi(x-\mu)\gamma_0(\mu-c)d\mu + \int_{x+a}^{-M+c} \phi(x-\mu)\gamma_0(\mu-c)d\mu}{\int_{-\infty}^{x+a} \phi(x-\mu)\gamma_0(\mu-c)d\mu} \\
& \leq \frac{\phi(x+M-c) + \int_{x+a}^{-M+c} \phi(x-\mu)\gamma_0(\mu-c)d\mu}{\int_{-\infty}^{x+a} \phi(x-\mu)\gamma_0(\mu-c)d\mu} \\
& = \frac{\phi(x+M-c) + \int_{x_0+a}^{-M} \phi(x_0-\mu)\gamma_0(\mu)d\mu}{\int_{-\infty}^{x_0+a} \phi(x_0-\mu)\gamma_0(\mu)d\mu} \\
& = \frac{\phi(x+M-c) + \int_M^{y_0-a} \phi(\mu-y_0)\gamma_0(\mu)d\mu}{\int_{y_0-a}^{+\infty} \phi(\mu-y_0)\gamma_0(\mu)d\mu},
\end{aligned}$$

where $x_0 = x - c$ and $y_0 = -x_0 = c - x$. For $M < \mu \leq y_0 - a$, $\gamma_0(\mu)e^{\Lambda\mu} \leq \gamma_0(y_0 - a)e^{\Lambda(y_0 - a)}$. For $\mu > y_0 - a$, $\gamma_0(\mu)e^{\Lambda\mu} \geq \gamma_0(y_0 - a)e^{\Lambda(y_0 - a)}$. Thus we have

$$\begin{aligned}
& \frac{\phi(x+M-c) + \int_M^{y_0-a} \phi(\mu-y_0)\gamma_0(\mu)d\mu}{\int_{y_0-a}^{+\infty} \phi(\mu-y_0)\gamma_0(\mu)d\mu} \\
& \leq \frac{\phi(x+M-c)e^{-\Lambda(y_0-a)}/\gamma_0(y_0-a) + \int_M^{y_0-a} \phi(\mu-y_0)e^{-\Lambda\mu}d\mu}{\int_{y_0-a}^{+\infty} \phi(\mu-y_0)e^{-\Lambda\mu}d\mu} \\
& \leq \frac{\phi(x+M-c)e^{-\Lambda(y_0-a)}/\gamma_0(y_0-a) + (\Phi(\Lambda-a) - \Phi(\Lambda+M-y_0))e^{-y_0\Lambda+\Lambda^2/2}}{(1 - \Phi(\Lambda-a))e^{-y_0\Lambda+\Lambda^2/2}} \\
& \leq \frac{\phi(x+M-c)e^{\Lambda a-\Lambda^2/2}/\gamma_0(y_0-a) + \{\Phi(\Lambda-a) - \Phi(\Lambda+M-y_0)\}}{\{1 - \Phi(\Lambda-a)\}}.
\end{aligned}$$

Note that as $x \rightarrow -\infty$, $\phi(x-M)e^{y_0\Lambda-\Lambda^2/2} \rightarrow 0$ and $\Phi(\Lambda+M-y_0) \rightarrow 0$. Also we can make $\Phi(\Lambda-a)$ small by picking a large enough a . Combining the above derivations, there exists a $c_2 > 0$ such that for $x < -c - c_2$, (27) holds and thus $0 \leq \delta(x; w, c) - x \leq a$. When $-c - c_2 \leq x < -t_2$, $0 \leq \delta(x; w, c) - x \leq c + c_2$. When $-t_2 \leq x \leq 0$, $\delta(x; w, c) - x = -x \leq t_2$. The proof is completed by noticing $\delta(x; w, c) = \text{sign}(x)\delta(|x|; w, \text{sign}(x)c)$. \diamond

Proof of Lemma 2.3. By the definition of δ^{-1} , we have $\lim_{t \rightarrow 0^+} \delta^{-1}(t; w, b, c) = t_1$ and $\lim_{t \rightarrow 0^-} \delta^{-1}(t; w, b, c) = -t_2$, which implies that $\lim_{\theta \rightarrow 0^+} \mathcal{P}'(\theta; w, b, c) = t_1$ and $\lim_{\theta \rightarrow 0^-} \mathcal{P}'(\theta; w, b, c) = -t_2$ with $\mathcal{P}' = \partial\mathcal{P}/\partial\theta$. We first argue that the solution to (10) is a thresholding rule. Note the first derivative of (10) with respect to θ is $l'(\theta, x) := \text{sign}(\theta)\{|\theta| + \text{sign}(\theta)\mathcal{P}'(\theta; w, b, c)\} - x$. Therefore for $-t_2 < x < t_1$, $l'(\theta, x) > 0$ for small enough positive θ , and $l'(\theta, x) < 0$ for large enough negative θ . Hence, $\hat{\theta}(x; w, b, c) = 0$ for $-t_2 < x < t_1$. For $x > t_1$ or $x < -t_2$, the unique solution to the equation $l'(\theta, x) = 0$ satisfies

$$\theta + \mathcal{P}'(\theta; w, b, c) = \theta + \{\delta^{-1}(\theta; w, b, c) - \theta\} = x,$$

which implies that $\hat{\theta} = \delta(x; w, b, c)$. \diamond

5.3 Proof of Theorem 2.2

By Stein's Lemma, SURE can also be written as

$$\hat{R}(w, c) = \hat{R}(\theta) = \sum_{i=1}^p (\zeta(X_i; \theta) - X_i)^2 + 2 \sum_{i=1}^p \nabla \zeta(X_i; \theta) - p,$$

which is more convenient for our theoretical analysis. Consider

$$\begin{aligned} \frac{1}{p} \left\{ \hat{R}(w, c) - \mathbb{E} \hat{R}(w, c) \right\} &= \frac{1}{p} \sum_{i=1}^p \left\{ (\zeta(X_i; \theta) - X_i)^2 - \mathbb{E} (\zeta(X_i; \theta) - X_i)^2 \right\} \\ &\quad + \frac{2}{p} \sum_{i=1}^p (\nabla \zeta(X_i; \theta) - \mathbb{E} \nabla \zeta(X_i; \theta)) = \frac{1}{p} \sum_{i=1}^p W_i, \end{aligned}$$

where $W_i = (\zeta(X_i; \theta) - X_i)^2 - \mathbb{E} (\zeta(X_i; \theta) - X_i)^2 + 2\{\nabla \zeta(X_i; \theta) - \mathbb{E} \nabla \zeta(X_i; \theta)\}$.

We first state the following lemma, which shows the bounded shrinkage property for the posterior mean. Recall that $\gamma_0(u) = \gamma(u, 1, 0)$. Write $a \lesssim b$ if $a \leq Cb$ for some constant C which is independent of p .

LEMMA 5.2. *Assume that γ_0 is unimodal with*

$$\sup_u |\nabla \log \gamma_0(u)| \leq \Lambda \quad a.e., \quad (31)$$

for $\Lambda > 0$. Then we have for any $x \in \mathbb{R}$,

$$|\zeta(x; \theta) - x| \lesssim 1 + \sqrt{|c| + \log(1/w)}.$$

Proof of Lemma 5.2. Note that $\partial \phi(x - u) / \partial x = -\partial \phi(x - u) / \partial u$. Then we have

$$\begin{aligned} \nabla m(x; \theta) &= -(1 - w)x\phi(x) - w \int \gamma(u; c) (\partial \phi(x - u) / \partial u) du \\ &= -(1 - w)x\phi(x) + w \int \phi(x - u) \nabla \gamma(u; c) du \\ &= -(1 - w)x\phi(x) + w \int \phi(x - u) \gamma(u; c) \nabla \log \gamma(u; c) du. \end{aligned}$$

As $|\nabla \log \gamma(u; c)| \leq \Lambda$, it is not hard to see that

$$\left| \frac{w \int \phi(x - u) \gamma(u; c) \nabla \log \gamma(u; c) du}{m(x; \theta)} \right| \leq \frac{\Lambda w g(x; c)}{m(x; \theta)} \leq \Lambda. \quad (32)$$

In view of the proof of Lemma 1 in JS (2004), there exists $C_1 > 0$ such that for any $x, u > 0$,

$$\gamma_0(x + u) \geq C_1 e^{-\Lambda u} \gamma_0(x).$$

Let $x^* = x - c$. We have for $x^* > 0$,

$$g(x; c) = \int \phi(x^* - u) \gamma_0(u) du \geq \int_0^\infty \phi(u) \gamma_0(x^* + u) du \geq C_1 \int_0^\infty \phi(u) \gamma_0(x^*) e^{-\Lambda u} du,$$

and for $x^* < 0$,

$$g(x; c) = \int \phi(x^* - u)\gamma_0(u)du \geq \int_0^\infty \phi(u)\gamma_0(u - x^*)du \geq C_1 \int_0^\infty \phi(u)\gamma_0(x^*)e^{-\Lambda u}du.$$

Under (41), there exists a constant C_2 such that $C_2e^{-\Lambda|x|} \leq \gamma_0(x)$ for any x . Together with (32), we have

$$\begin{aligned} |\zeta(x; \theta) - x| &\leq \left| \frac{(1-w)x\phi(x)}{m(x; \theta)} \right| + \Lambda \leq \frac{(1-w)|x|}{(1-w) + wC_3e^{x^2/2 - \Lambda|x-c|}} + \Lambda \\ &\leq \frac{(1-w)|x|}{(1-w) + C_3e^{x^2/2 - \Lambda|x| - \Lambda|c| - \log(1/w)}} + \Lambda \\ &\leq \frac{(1-w)(|x| - \Lambda + \Lambda)}{(1-w) + C_3e^{(|x| - \Lambda)^2/2 - \Lambda|c| - \log(1/w)}} + \Lambda, \end{aligned} \quad (33)$$

where $C_3 > 0$ is a constant which could be different from line to line. When $(|X| - \Lambda)^2 \leq 4\Lambda|c| + 4\log(1/w)$, the first term in (33) is bounded by $\Lambda + 2\sqrt{\Lambda|c| + \log(1/w)}$. When $(|X| - \Lambda)^2 > 4\Lambda|c| + 4\log(1/w)$, the first term in (33) is bounded by $(|x| - \Lambda + \Lambda)/\{C_3e^{(|x| - \Lambda)^2/4}\} \leq C_4$ for some $C_4 > 0$. Therefore, we have $|\zeta(x; \theta) - x| \lesssim 1 + \sqrt{|c| + \log(1/w)}$. \diamond

LEMMA 5.3. *Suppose the assumptions in Lemma 5.2 hold. Further assume that*

$$\sup_u |\nabla^2 \log \gamma_0(u)| \leq \Lambda', \quad a.e., \quad (34)$$

for some $\Lambda' > 0$. Then we have for any $x \in \mathbb{R}$,

$$|\nabla \zeta(x; \theta)| \lesssim 1 + |c| + \log(1/w). \quad (35)$$

The same conclusion holds when γ is double exponential.

Proof. Notice that

$$|\nabla \zeta(x; \theta)| \leq 1 + \left| \frac{\nabla^2 m(x; \theta)}{m(x; \theta)} \right| + (\nabla \log m(x; \theta))^2.$$

Consider

$$\begin{aligned} \nabla^2 m(x; \theta) &= -(1-w)\{\phi(x) - x^2\phi(x)\} - w \int \{\partial\phi(x-u)/\partial u\}\gamma(u; c)\nabla \log \gamma(u; c)du \\ &= -(1-w)\{\phi(x) - x^2\phi(x)\} + w \int \phi(x-u)\gamma(u; c)(\nabla \log \gamma(u; c))^2 du \\ &\quad + w \int \phi(x-u)\gamma(u; c)\nabla^2 \log \gamma(u; c)du. \end{aligned} \quad (36)$$

Under the assumption that $\sup_u |\nabla^2 \log \gamma_0(u)| \leq \Lambda'$, we see that

$$\left| \frac{w \int \phi(x-u)\gamma(u; c)\nabla^2 \log \gamma(u; c)du}{m(x; \theta)} \right| \leq \frac{\Lambda' w g(x; c)}{m(x; \theta)} \leq \Lambda'. \quad (37)$$

The rest of the proof is similar to those for Lemma 5.2. we skip the details here to conserve space.

The argument in (37) is not applicable to double exponential distribution but the conclusion remains true. When $\gamma_0(u) = \Lambda \exp(-\Lambda|u|)/2$, we have $\nabla \log \gamma_0(u) = -\Lambda \text{sign}(u)$ and $\nabla^2 \log \gamma_0(u) = -2\Lambda \delta(u)$, where $\delta(u)$ is the Dirac Delta function. Then (36) becomes

$$-2\Lambda w \int \phi(x-u) \gamma(u; c) \delta(u-c) du = -2\Lambda w \phi(x-c) \gamma_0(0),$$

which is bounded uniformly over x, c and w , when divided by $m(x; \theta)$. \diamond

By Lemmas 5.2-5.3, we have

$$|W_i| \leq c_1 + c_2\{|c| + \log(1/w)\},$$

for some positive constants $c_1, c_2 > 0$. Applying the Hoeffding's inequality to $p^{-1} \sum_{i=1}^p W_i$, we have for any $\epsilon > 0$,

$$P\left(\frac{1}{p} |\hat{R}(w, c) - E\hat{R}(w, c)| > \frac{\epsilon}{\sqrt{p}}\right) \leq 2 \exp\left[-\frac{2\epsilon^2}{\{c_1 + c_2(|c| + \log(1/w))\}^2}\right]. \quad (38)$$

For distinct $\theta' = (w', c')$ and $\theta = (w, c)$, we aim to bound $|\hat{R}(w, c) - \hat{R}(w', c')|$. We assume that $w, w' \in [1/\lambda_0, 1]$ and $c, c' \in [-c_0, c_0]$ for $\lambda_0, c_0 > 0$, where λ_0 and c_0 are allowed to grow with p . The following equations are useful in the subsequent calculations,

$$\begin{aligned} \nabla m(x; \theta) - \nabla m(x; \theta') &= (w - w')x\phi(x) + (w' - w) \int \gamma(u; c') (\partial\phi(x-u)/\partial u) du \\ &\quad + w \int (\gamma(u; c') - \gamma(u; c)) (\partial\phi(x-u)/\partial u) du, \end{aligned} \quad (39)$$

and

$$\begin{aligned} &\nabla^2 m(x; \theta) - \nabla^2 m(x; \theta') \\ &= (w - w')\{\phi(x) - x^2\phi(x)\} + (w' - w) \int \{\partial\phi(x-u)/\partial u\} \gamma(u; c') \nabla \log \gamma(u; c') du \\ &\quad + w \int \{\partial\phi(x-u)/\partial u\} \{\gamma(u; c') \nabla \log \gamma(u; c') - \gamma(u; c) \nabla \log \gamma(u; c)\} du. \end{aligned} \quad (40)$$

5.3.1 Case 1: $c = 0$

To gain some insight, we focus on a simpler case where $c = 0$. Note that

$$\begin{aligned} &|\nabla \log m(x; \theta) - \nabla \log m(x; \theta')| \\ &= \left| \frac{\nabla m(x; \theta) - \nabla m(x; \theta')}{m(x; \theta')} + \frac{\nabla \log m(x; \theta)}{m(x; \theta')} (m(x; \theta') - m(x; \theta)) \right| \\ &\lesssim |w - w'|/(ww') \leq \lambda_0^2 |w - w'|, \end{aligned}$$

where we have used the fact that $|\nabla \log m(x; \theta)| \lesssim 1/w$, $|m(x; \theta) - m(x; \theta')|/m(x; \theta') \lesssim |w - w'|/w$, and $|\nabla m(x; \theta) - \nabla m(x; \theta')|/m(x; \theta') \lesssim |w - w'|/w'$. Similarly, we can deduce that

$$\begin{aligned} & |\nabla^2 \log m(x; \theta) - \nabla^2 \log m(x; \theta')| \\ &= \left| \frac{\nabla^2 m(x; \theta)}{m(x; \theta)} - \frac{\nabla^2 m(x; \theta')}{m(x; \theta')} \right| + |(\nabla \log m(x; \theta))^2 - (\nabla \log m(x; \theta'))^2| \\ &\lesssim \left| \frac{\nabla^2 m(x; \theta)}{m(x; \theta)m(x; \theta')} (m(x; \theta') - m(x; \theta)) + \frac{\nabla^2 m(x; \theta) - \nabla^2 m(x; \theta')}{m(x; \theta')} \right| + \lambda_0^3 |w - w'| \\ &\lesssim \lambda_0^3 |w - w'|. \end{aligned}$$

Thus we have

$$p^{-1} |\{\hat{R}(w, 0) - E\hat{R}(w, 0)\} - \{\hat{R}(w', 0) - E\hat{R}(w', 0)\}| \lesssim \lambda_0^3 |w - w'|.$$

Now set $w_j = \delta j$ for $j = 1, 2, \dots$ such that $w_j \in [1/\lambda_0, 1]$. Choose δ so that $\delta \lambda_0^3 = o(1/\sqrt{p})$. Then we have

$$A = \left\{ \max_{w \in [1/\lambda_0, 1]} p^{-1} |\hat{R}(w, 0) - E\hat{R}(w, 0)| \geq 2\epsilon/\sqrt{p} \right\} \subseteq D,$$

where

$$D = \left\{ \max_j p^{-1} |\hat{R}(w_j, 0) - E\hat{R}(w_j, 0)| \geq \epsilon/\sqrt{p} \right\}.$$

Using the union bound and the Hoeffding's inequality in (38) with $c = 0$, we have for large enough p ,

$$P(A) \leq P(D) \leq \frac{4(\lambda_0 - 1)}{\lambda_0 \delta} \exp \left[-\frac{2\epsilon^2}{\{c_1 + c_2 \log(\lambda_0)\}^2} \right]. \quad (41)$$

Choosing $\epsilon^2 = s^2 \log(p)(c_1 + c_2 \log(\lambda_0))^2/2$, we obtain

$$P(A) \leq \frac{4(\lambda_0 - 1)}{\lambda_0 \delta} p^{-s^2}.$$

This says that

$$P \left(\max_{w \in [1/\lambda_0, 1]} \frac{1}{\sqrt{p \log(p)}(c_1 + c_2 \log(\lambda_0))} |\hat{R}(w, 0) - E\hat{R}(w, 0)| \geq \sqrt{2}s \right) \leq \frac{4(\lambda_0 - 1)}{\lambda_0 \delta} p^{-s^2}.$$

For example, with $\lambda_0 = a_1 p^{a_2}$, one can pick $\delta = 1/p^{3a_2+1/2+\varepsilon}$ and large enough s , where $\varepsilon > 0$. Then $\delta \lambda_0^3 = o(1/\sqrt{p})$ and

$$\max_{w \in [1/\lambda_0, 1]} p^{-1} |\hat{R}(w, 0) - E\hat{R}(w, 0)| = O_p \left(\frac{(\log(p))^{3/2}}{\sqrt{p}} \right).$$

5.3.2 Case 2: general c

Now we consider the general case: $c \in [-c_0, c_0]$, where c_0 is allowed to grow slowly with p . In view of the proof of Case 1, we need to bound the following quantities:

$$\frac{m(x; \theta') - m(x; \theta)}{m(x; \theta')}, \quad (42)$$

$$\frac{\nabla m(x; \theta) - \nabla m(x; \theta')}{m(x; \theta')}, \quad (43)$$

$$\frac{\nabla^2 m(x; \theta) - \nabla^2 m(x; \theta')}{m(x; \theta')}. \quad (44)$$

For clarity, we present the proof in the following 5 steps.

Step 1: We deal with the first quantity. By the triangle inequality,

$$|m(x; \theta) - m(x; \theta')| \leq |w - w'| \{ \phi(x) + g(x; c') \} + w |g(x; c) - g(x; c')|.$$

Notice that

$$|\log \gamma_0(u - c) - \log \gamma_0(u - c')| = \left| \int_{u-c}^{u-c'} \nabla \log \gamma_0(s) ds \right| \leq \Lambda |c - c'|.$$

and $|e^x - 1| \leq |x|e^{|x|}$ for any x . Using these facts, we get

$$\begin{aligned} |g(x; c) - g(x; c')| &\leq \int \phi(x - u) \gamma_0(u - c') |\gamma_0(u - c) / \gamma_0(u - c') - 1| du \\ &= \int \phi(x - u) \gamma_0(u - c') |e^{\log \gamma_0(u - c) - \log \gamma_0(u - c')} - 1| du \\ &\leq g(u; c') \Lambda |c - c'| e^{\Lambda |c - c'|}. \end{aligned}$$

Combining these results, we have

$$\left| \frac{m(x; \theta') - m(x; \theta)}{m(x; \theta')} \right| \lesssim |w - w'| e^{\Lambda |c'|} / w' + |c - c'| e^{\Lambda |c - c'|} / w', \quad (45)$$

where we use the bound $\phi(x)/m(x; \theta') \lesssim e^{\Lambda |c'|} / w'$ uniformly over x .¹

Step 2: To deal with the second quantity, we note that

$$\begin{aligned} &\left| \int (\gamma(u; c') - \gamma(u; c)) (\partial \phi(x - u) / \partial u) du \right| \\ &\leq \int |\nabla \gamma(u; c) - \nabla \gamma(u; c')| \phi(x - u) du \\ &= \int \left| \nabla \log \gamma(u; c) \left(\frac{\gamma(u; c)}{\gamma(u; c')} - 1 \right) + \nabla \log \gamma(u; c) - \nabla \log \gamma(u; c') \right| \gamma(u; c') \phi(x - u) du. \end{aligned}$$

¹This bound can be improved if we are willing to assume an upper bound on w , i.e., $w \leq \tilde{c} < 1$. In this case, c_0 is allowed to grow at a faster rate.

Then by (39) and similar argument as above, we obtain,

$$\left| \frac{\nabla m(x; \theta) - \nabla m(x; \theta')}{m(x; \theta')} \right| \lesssim |w - w'| e^{\Lambda|c'|} / w' + |c - c'| e^{\Lambda|c-c'|} / w',$$

where we have used the fact that $|\nabla \log \gamma(u; c) - \nabla \log \gamma(u; c')| = |\int_{u-c'}^{u-c} \nabla^2 \log \gamma_0(s) ds| \lesssim |c - c'|$.

REMARK 5.1. For double exponential distribution, we have

$$\begin{aligned} & \frac{\int |\nabla \log \gamma(u; c) - \nabla \log \gamma(u; c')| \gamma(u; c') \phi(x - u) du}{m(x; \theta')} \\ &= \frac{2\Lambda \left| \int_c^{c'} \gamma(u; c') \phi(x - u) du \right|}{m(x; \theta')} \lesssim \frac{|c - c'| \phi(x - c^*)}{w' g(x; c')} \\ &\lesssim \frac{|c - c'| e^{-(x-c^*)^2/2 + \Lambda|x-c'|}}{w'} \\ &\leq \frac{|c - c'| e^{-(x-c')^2/4 + (c-c')^2/2 + \Lambda|x-c'|}}{w'} \\ &\lesssim |c - c'| e^{(c-c')^2/2} / w', \end{aligned}$$

where c^* is between c and c' . So we have

$$\left| \frac{\nabla m(x; \theta') - \nabla m(x; \theta)}{m(x; \theta')} \right| \lesssim |w - w'| e^{\Lambda|c'|} / w' + |c - c'| e^{\Lambda|c-c'| + (c-c')^2/2} / w'. \quad (46)$$

Step 3: Next we analyze the third quantity. In view of (40), we consider

$$\begin{aligned} & \int \{ \partial \phi(x - u) / \partial u \} \{ \gamma(u; c') \nabla \log \gamma(u; c') - \gamma(u; c) \nabla \log \gamma(u; c) \} du \\ &= \int \{ \partial \phi(x - u) / \partial u \} \gamma(u; c') \{ \nabla \log \gamma(u; c') - \nabla \log \gamma(u; c) \} du \\ & \quad + \int \{ \partial \phi(x - u) / \partial u \} \nabla \log \gamma(u; c) \{ \gamma(u; c') - \gamma(u; c) \} du \\ &= I_1 + I_2 \quad \text{say.} \end{aligned}$$

For I_1 , using integration by parts, we have

$$\begin{aligned} I_1 &= - \int \phi(x - u) \gamma(u; c') \nabla \log \gamma(u; c') \{ \nabla \log \gamma(u; c') - \nabla \log \gamma(u; c) \} du \\ & \quad - \int \phi(x - u) \gamma(u; c') \{ \nabla^2 \log \gamma(u; c') - \nabla^2 \log \gamma(u; c) \} du \\ &= I_{11} + I_{12} \quad \text{say.} \end{aligned}$$

Here I_{11} can be bounded in a similar way as in Step 2. Under (16), it is straightforward to see that $|I_{12}/m(x; \theta')| \lesssim |c - c'| / w'$. Notice that in the case of double exponential distribution, we have

$$\begin{aligned} |I_{12}| &\lesssim |\phi(x - c') \gamma_0(0) - \phi(x - c) \gamma_0(c - c')| \\ &\lesssim \phi(x - c') |\gamma_0(c - c') - \gamma_0(0)| + \gamma_0(c - c') |\phi(x - c) - \phi(x - c')|, \end{aligned}$$

which implies that $|I_{12}/m(x; \theta')| \lesssim |c - c'|e^{\Lambda|c-c'|}/w'$.

On the other hand, we have

$$\begin{aligned} I_2 &= - \int \phi(x - u) \nabla^2 \log \gamma(u; c) \{\gamma(u; c') - \gamma(u; c)\} du \\ &\quad - \int \phi(x - u) \nabla \log \gamma(u; c) \{\nabla \gamma(u; c') - \nabla \gamma(u; c)\} du, \end{aligned}$$

which can be handled in a similar way as in Step 2. Combining the arguments, we can show that

$$\left| \frac{\nabla^2 m(x; \theta) - \nabla^2 m(x; \theta')}{m(x; \theta')} \right| \lesssim |w - w'|e^{\Lambda|c'|}/w' + |c - c'|e^{\Lambda|c-c'|}/w'.$$

Step 4: Combining Steps 1-3 and using the arguments in Case 1, we can show that

$$\begin{aligned} &p^{-1} |\{\hat{R}(w, c) - E\hat{R}(w, c)\} - \{\hat{R}(w', c') - E\hat{R}(w', c')\}| \\ &\lesssim \max(\lambda_0^2, c_0) \lambda_0 (|w - w'|e^{\Lambda c_0} + |c - c'|). \end{aligned}$$

Step 5: The rest of the proof is similar to those in Case 1. Set $w_j = \delta j$ and $c_i = \delta' i$ for $w_j \in [1/\lambda_0, 1]$ and $c_i \in [-c_0, c_0]$. Choose $\max(\lambda_0^2, c_0) \lambda_0 (\delta e^{\Lambda c_0} + \delta') = o(1/\sqrt{p})$. Then we have

$$\tilde{A} = \left\{ \max_{w \in [1/\lambda_0, 1], |c| \leq c_0} p^{-1} |\hat{R}(w, c) - E\hat{R}(w, c)| \geq 2\epsilon/\sqrt{p} \right\} \subseteq \tilde{D},$$

where

$$\tilde{D} = \left\{ \max_{i,j} p^{-1} |\hat{R}(w_j, c_i) - E\hat{R}(w_j, c_i)| \geq \epsilon/\sqrt{p} \right\}.$$

Again using the union bound and the Hoeffding's inequality, we have

$$P(\tilde{A}) \leq \frac{16(\lambda_0 - 1)c_0}{\lambda_0 \delta \delta'} \exp \left[- \frac{2\epsilon^2}{\{c_1 + c_2(|c| + \log(\lambda_0))\}^2} \right].$$

Picking $\epsilon^2 = s^2 \log(p) \{c_1 + c_2(|c| + \log(\lambda_0))\}^2/2$, we get

$$P \left(\max_{w \in [1/\lambda_0, 1], |c| \leq c_0} \frac{1}{\sqrt{p \log(p)} \{c_1 + c_2(|c| + \log(\lambda_0))\}} |\hat{R}(w, c) - E\hat{R}(w, c)| \geq \sqrt{2}s \right) \leq \frac{16(\lambda_0 - 1)c_0}{\lambda_0 \delta \delta'} p^{-s^2}.$$

For $\lambda_0 = a_1 p^{a_2}$, $c_0 = a_3 \log(p)$, $\delta = p^{-a_3 \Lambda - 1/2 - 3a_2 - \epsilon}$, $\delta' = p^{-1/2 - 3a_2 - \epsilon}$ and large enough s where $\epsilon > 0$, we have $\max(\lambda_0^2, c_0) \lambda_0 (\delta e^{\Lambda c_0} + \delta') = o(1/\sqrt{p})$ and

$$\max_{w \in [1/\lambda_0, 1], |c| \leq c_0} p^{-1} |\hat{R}(w, c) - E\hat{R}(w, c)| = O_p \left(\frac{(\log(p))^{3/2}}{\sqrt{p}} \right).$$

5.4 EM+PAV algorithm for MMLE

Algorithm 2

0. Input d and the initial values $(w_0^{(0)}, w_1^{(0)}, c_1^{(0)}, \dots, w_d^{(0)}, c_d^{(0)})$ and $(b_{1i}^{(0)}, \dots, b_{di}^{(0)})$ for $1 \leq i \leq p$.
 1. **E-step:** Given $(w_0, w_1, c_1, \dots, w_d, c_d)$ and (b_{1i}, \dots, b_{di}) for $1 \leq i \leq p$, let

$$Q_{0i} = \frac{(1 - w_0)\phi(Y_i)}{(1 - w_0)\phi(Y_i) + \sum_{j=1}^d w_j g(X_i; \tau_{ji}^{-1/2}, c_j/\sigma_i)},$$

and

$$Q_{ki} = \frac{w_k g(Y_i; \tau_{ki}^{-1/2}, c_k)}{(1 - w_0)\phi(X_i) + \sum_{j=1}^d w_j g(Y_i; \tau_{ji}^{-1/2}, c_j/\sigma_i)},$$

for $1 \leq k \leq d$, where $\tau_{ki} = 1/(\sigma_i^2 b_k^2)$.

2. **M-step:** For fixed (c_1, \dots, c_d) , solve the weighted isotonic regression,

$$(\tilde{\tau}_{k1}, \dots, \tilde{\tau}_{kp}) = \arg \min \sum_{i=1}^p Q_{ki} \{(Y_i - c_k/\sigma_i)^2 - 1 - \tau_{ki}\}^2 \quad \text{subject to} \quad 0 \leq \tau_{ki} \leq \tau_{kj} \quad \text{if} \quad \sigma_i \geq \sigma_j. \quad (47)$$

Let $\hat{\tau}_{ki} = \max\{\tilde{\tau}_{ki}, 0\}$ for $1 \leq i \leq p$. For fixed $(\tau_{k1}, \dots, \tau_{kp})$, let

$$\hat{c}_k = \frac{\sum_{i=1}^p Q_{ki} Y_i / \{\sigma_i(1 + \tau_{ki})\}}{\sum_{i=1}^p Q_{ki} / \{\sigma_i^2(1 + \tau_{ki})\}} \quad \text{and} \quad \hat{w}_k = \frac{1}{p} \sum_{i=1}^p Q_{ki}, \quad (48)$$

with $1 \leq k \leq d$. Iterate between (47) and (48) until convergence.

3. Repeat the above E-step and M-step until the algorithm converges.
-

References

- Allison, D. B., Gadbury, G. L., Heo, M., Fernández, J. R., Lee, C.-K., Prolla, T. A., and Weindruch, R. (2002). A mixture model approach for the analysis of microarray gene expression data. *Computational Statistics & Data Analysis*, 39(1):1–20.
- Brown, L. D. and Greenshtein, E. (2009). Nonparametric empirical Bayes and compound decision approaches to estimation of a high-dimensional vector of normal means. *The Annals of Statistics*, 37(4):1685–1704.
- Donoho, D. L. and Johnstone, I. (1995). Adapting to unknown smoothness via wavelet shrinkage. *Journal of the American Statistical Association*, 90(432):1200–1224.
- Fan, J. and Li, R. (2001). Variable selection via nonconcave penalized likelihood and its oracle properties. *Journal of the American statistical Association*, 96(456):1348–1360.
- Fraley, C. and Raftery, A. E. (2002). Model-based clustering, discriminant analysis, and density estimation. *Journal of the American Statistical Association*, 97(458):611–631.
- Gassiat, E. and Van Handel, R. (2013). Consistent order estimation and minimal penalties. *IEEE Transactions on Information Theory*, 59(2):1115–1128.
- George, E. I. (1986). Minimax multiple shrinkage estimation. *The Annals of Statistics*, 14(1):188–205.

- George, E. I. and McCulloch, R. E. (1993). Variable selection via Gibbs sampling. *Journal of the American Statistical Association*, 88(423):881–889.
- Ishwaran, H. and Rao, J. S. (2005). Spike and slab variable selection: frequentist and Bayesian strategies. *Annals of Statistics*, 33(2):730–773.
- Jiang, W. and Zhang, C.-H. (2009). General maximum likelihood empirical Bayes estimation of normal means. *The Annals of Statistics*, 37(4):1647–1684.
- Johnstone, I. M. and Silverman, B. W. (2004). Needles and straw in haystacks: empirical Bayes estimates of possibly sparse sequences. *The Annals of Statistics*, 32(4):1594–1649.
- Johnstone, I. M. and Silverman, B. W. (2005). Empirical Bayes selection of wavelet thresholds. *Annals of Statistics*, 33(4):1700–1752.
- Keribin, C. (1998). Consistent estimate of the order of mixture models. *Comptes Rendus de l'Academie des Sciences Series I Mathematics*, 326(2):243–248.
- Kiefer, J. and Wolfowitz, J. (1956). Consistency of the maximum likelihood estimator in the presence of infinitely many incidental parameters. *The Annals of Mathematical Statistics*, 27(4):887–906.
- Koenker, R. and Gu, J. (2016). Rebayes: An R package for empirical Bayes mixture methods. *Preprint*.
- Koenker, R. and Mizera, I. (2014). Convex optimization, shape constraints, compound decisions, and empirical Bayes rules. *Journal of the American Statistical Association*, 109(506):674–685.
- Leroux, B. G. (1992). Consistent estimation of a mixing distribution. *The Annals of Statistics*, 20(3):1350–1360.
- Martin, R. and Walker, S. G. (2014). Asymptotically minimax empirical Bayes estimation of a sparse normal mean vector. *Electronic Journal of Statistics*, 8(2):2188–2206.
- Mitchell, T. J. and Beauchamp, J. J. (1988). Bayesian variable selection in linear regression. *Journal of the American Statistical Association*, 83(404):1023–1032.
- Morris, C. N. (1983). Parametric empirical Bayes inference: theory and applications. *Journal of the American Statistical Association*, 78(381):47–55.
- Muralidharan, O. (2010). An empirical Bayes mixture method for effect size and false discovery rate estimation. *The Annals of Applied Statistics*, 4(1):422–438.
- Petrone, S., Rousseau, J., Scricciolo, C., et al. (2014). Bayes and empirical Bayes: do they merge? *Biometrika*, 101(2):285–302.
- Raykar, V. C. and Zhao, L. H. (2011). Empirical Bayesian thresholding for sparse signals using mixture loss functions. *Statistica Sinica*, 21(2011):449–474.
- Robertson, T., Wright, F., and Dykstra, R. (1988). Order restricted statistical inference.
- Silverman, B. W. and Johnstone, I. (2005). Ebayesthresh: R programs for empirical Bayes thresholding. *Journal of Statistical Software*, 12(08).

- Stein, C. M. (1981). Estimation of the mean of a multivariate normal distribution. *The Annals of Statistics*, 9(6):1135–1151.
- Tan, Z. (2015). Improved minimax estimation of a multivariate normal mean under heteroscedasticity. *Bernoulli*, 21(1):574–603.
- Weinstein, A., Ma, Z., Brown, L. D., and Zhang, C.-H. (2015). Group-linear empirical Bayes estimates for a heteroscedastic normal mean. *arXiv preprint arXiv:1503.08503*.
- Xie, X., Kou, S., and Brown, L. D. (2012). SURE estimates for a heteroscedastic hierarchical model. *Journal of the American Statistical Association*, 107(500):1465–1479.
- Zhang, C.-H. (2010). Nearly unbiased variable selection under minimax concave penalty. *The Annals of Statistics*, 38(2):894–942.

Table 7: Average of total squared error of estimation of various methods on a mixed signal of length 1000. The results are based on 100 simulation runs.

		$k = 5$				$k = 50$				$k = 500$			
		3	4	5	7	3	4	5	7	3	4	5	7
(A)	L-Normal (median)	33	28	21	10	188	166	116	30	1027	901	619	164
	L-Normal (mean)	33	29	21	9	174	148	98	26	788	690	480	130
	Semi (median)	12	11	11	11	56	57	57	58	947	836	598	169
	Semi (mean)	12	12	12	12	56	57	57	58	773	689	484	134
(B)	L-Normal (median)	49	76	83	39	375	428	364	123	1020	908	613	192
	L-Normal (mean)	48	72	75	34	303	334	276	99	772	668	460	135
	Semi (median)	48	71	69	39	356	409	334	109	678	580	445	209
	Semi (mean)	49	69	66	37	295	345	289	99	542	505	412	220
(C)	L-Normal (median)	26	27	24	12	170	154	128	59	949	965	833	492
	L-Normal (mean)	27	27	23	11	164	154	121	58	883	884	766	465
	Semi (median)	11	11	11	10	56	57	58	58	875	889	787	497
	Semi (mean)	12	12	11	11	56	57	58	58	855	864	761	479
(D)	L-Normal (median)	50	72	74	51	359	407	358	187	1117	1122	964	581
	L-Normal (mean)	49	68	70	43	289	316	282	150	900	906	796	518
	Semi (median)	47	65	68	47	340	383	332	171	1075	1023	877	603
	Semi (mean)	49	63	65	44	287	323	276	147	773	808	762	592
(E)	L-Normal (median)	46	58	41	21	286	275	196	54	980	859	590	174
	L-Normal (mean)	45	53	39	17	236	225	160	44	748	653	452	132
	Semi (median)	43	51	37	20	251	230	179	126	895	799	587	200
	Semi (mean)	43	50	41	25	223	233	205	152	677	630	473	181
(F)	L-Normal (median)	43	48	42	22	255	260	208	97	1006	1025	886	527
	L-Normal (mean)	42	45	40	21	214	216	177	86	868	880	773	489
	Semi (median)	39	43	38	24	223	220	186	127	1033	1000	864	555
	Semi (mean)	40	44	40	27	204	219	203	155	838	860	778	531
(G)	L-Normal (median)	46	53	40	16	286	276	193	53	979	858	591	175
	L-Normal (mean)	45	49	36	15	236	224	158	44	747	653	452	133
	Semi (median)	42	47	34	20	250	229	178	126	891	798	587	200
	Semi (mean)	43	46	38	24	223	233	204	152	676	629	473	182
(H)	L-Normal (median)	41	47	41	22	254	253	209	96	1004	1010	887	530
	L-Normal (mean)	40	44	38	20	214	215	175	88	868	878	772	490
	Semi (median)	37	42	37	22	224	221	183	129	1032	989	868	557
	Semi (mean)	39	42	39	26	205	218	202	156	839	859	778	533
(I)	L-Normal (median)	35	26	17	4	183	124	54	5	588	357	152	12
	L-Normal (mean)	33	26	16	4	152	102	45	5	448	276	116	9
	Semi (median)	35	26	17	7	179	124	56	8	584	355	153	16
	Semi (mean)	35	30	21	9	160	109	49	8	452	281	121	13
(J)	L-Normal (median)	29	26	21	7	166	144	97	43	670	598	476	296
	L-Normal (mean)	27	24	20	7	141	122	86	40	593	537	433	288
	Semi (median)	27	24	20	9	165	145	100	44	681	603	480	301
	Semi (mean)	29	27	22	11	145	126	88	42	598	542	438	293

Table 8: Ratio of the MSE of the proposed method and NPMLE to that of [Johnstone and Silverman \(2005\)](#).

m	method	a_0		
		10	15	20
8	Semi (mean)	0.820	0.840	0.850
8	Semi (median)	0.864	0.909	0.943
8	NPMLE (mean)	0.843	0.863	0.865
8	NPMLE (median)	0.909	0.937	0.939
16	Semi (mean)	0.814	0.845	0.857
16	Semi (median)	0.856	0.911	0.951
16	NPMLE (mean)	0.825	0.859	0.861
16	NPMLE(median)	0.895	0.931	0.941