

The cosmological \mathcal{CP} odd axion field as the coherent Berry's phase of the Universe

Shuailiang Ge, Xunyu Liang, and Ariel Zhitnitsky

Department of Physics and Astronomy, University of British Columbia, Vancouver, Canada

We study a testable dark matter (DM) model outside of the standard WIMP paradigm. The model is unique in a sense that the observed ratio $\Omega_{\text{dark}} \simeq \Omega_{\text{visible}}$ for visible and dark matter densities finds its natural explanation as a result of their common QCD origin when both types of matter (DM and visible) are formed during the QCD transition and both are proportional to single dimensional parameter of the system, Λ_{QCD} . The focus of the present work is the detail study of the dynamics of the \mathcal{CP} -odd coherent axion field $a(x)$ just before the QCD transition. We argue that the baryon charge separation effect on the largest possible scales inevitably occurs as a result of merely existence of the coherent axion field in early Universe. It leads to preferential formation of one species of nuggets on the scales of the visible Universe where the axion field $a(x)$ is coherent. A natural outcome of this preferential evolution is that only one type of the visible baryons (not anti- baryons) remains in the system after the nuggets complete their formation. This represents a specific mechanism on how the baryon charge separation mechanism (when the Universe is neutral, but visible part of matter consists the baryons and not anti-baryons) replaces the conventional “baryogenesis” proposals.

The rare events of annihilation of the anti-nuggets with visible matter lead to a number of observable effects, which are consistent with all known astrophysical, cosmological, satellite and ground based constraints. Furthermore, there is a number of frequency bands where some excess of emission was observed, and this model may explain some portion, or even entire excess of the observed radiation in these frequency bands. We also comment on implications of these studies for the axion search experiments.

I. INTRODUCTION

The nature of dark matter (DM) and the asymmetry between matter and antimatter (namely, baryogenesis), are generally assumed to be two unrelated open questions in cosmology. However, we advocate a model, originally suggested in [1, 2] that these two (naively separate) fundamental questions may find the same origin. In this model, baryogenesis is just a \mathcal{CP} violating charge separation process which occurs as a result of a coherent \mathcal{CP} -odd axion field over the whole Universe. And the unobserved antibaryons come to comprise the DM in form of the dense heavy nuggets, similar to the Witten's strangelets [3].

This work is the continuation of our previous studies [4] where we focused on evolution of a single (anti)nugget as a result of the dynamics of a bubble made of the axion domain wall. A related but distinct question on the global \mathcal{CP} violating separation of baryonic charge was mentioned in [4] without any quantitative computations.

The main goal of the present work is to present robust arguments (supported by the detail analytical and numerical computations) that a sufficiently strong global \mathcal{CP} violation in form of the fundamental axion field $\theta(x)$ inevitably leads to such separation of baryon charges. This phenomena of separation is preceding the QCD transition¹. As we argue in the present work this axion $\theta(x)$ field can be thought as the Berry's phase which

is coherently accumulated on the largest possible scales of the visible Universe. Precisely this coherence leads to a preferential evolution of the nuggets when one type of the visible baryons (not anti- baryons) prevails in the system. This source of strong \mathcal{CP} violation is no longer available at the present epoch as a result of the axion dynamics, see original papers [6–8], recent reviews [9–16] and recent results/proposals on the axion search experiments [17–29].

While a basic review of the observational consequences and the crucial ingredients will be presented in Sec. II and III respectively, a few essential remarks will be made below.

First of all the basic consequence of this framework is that the visible and dark matter densities are of the same order of magnitude [4]:

$$\Omega_{\text{dark}} \approx \Omega_{\text{visible}}. \quad (1)$$

This is a very generic consequence of the entire framework, and it is not sensitive to the parameters of the system, such as the axion mass m_a . Otherwise, a QCD-unrelated mechanism, such as the weakly interacting massive particles (WIMPs) paradigm, would require very specific fine tuning of corresponding fundamental parameters. In our framework the relation (1) emerges in a very natural way because both types of matter (visible and dark) are proportional to a single dimensional parameter of the system, Λ_{QCD} .

¹ It is known that the QCD transition is actually a crossover rather than a phase transition [5] at $\theta = 0$. At a non vanishing $\theta \neq 0$ the phase diagram is not known. However, in context of the present paper the important factor is the scale $T_c \sim 170$ MeV where

transition happens rather than its precise nature. This region on the QCD phase diagram is denoted by black dashed line in vicinity of T_c shown on Fig.1.

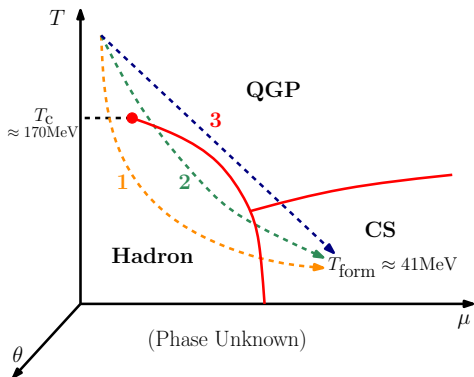


FIG. 1: The conjectured phase diagram. The plot is taken from [4]. Possible cooling paths are denoted as path 1, 2 or 3. The phase diagram is in fact much more complicated as the dependence on the third essential parameter, the θ is not shown as it is largely unknown. It is assumed that the final destination of the nuggets is the CS region with $T_{\text{form}} \approx 41$ MeV, $\mu > \mu_c$ and $\theta \approx 0$.

In particular, the observed ratio $\Omega_{\text{dark}} \simeq 5 \cdot \Omega_{\text{visible}}$ would correspond to a slight asymmetric excess of anti-nuggets comparing to the nuggets by a factor of ~ 0.5 at the end of the nugget's formation, if one assumes that the nuggets saturate the dark matter density today. Thus, the observed ratio $\Omega_{\text{dark}} \simeq 5 \cdot \Omega_{\text{visible}}$ corresponds to

$$|B_{\text{visible}}| : |B_{\text{nuggets}}| : |B_{\text{antinuggets}}| \simeq 1 : 2 : 3, \quad (2)$$

such that the net baryonic charge is zero. To reiterate, if these two processes are not fundamentally related to each other, the two components Ω_{dark} and Ω_{visible} could easily exist at vastly different scales. Unlike conventional dark matter candidates, dark-matter/antimatter nuggets are strongly interacting but macroscopically large. They do not contradict the many known observational constraints on dark matter or antimatter for three main reasons [30]:

- They carry a huge (anti)baryon charge $|B| \gtrsim 10^{25}$, and so have an extremely tiny number density;
- The nuggets have nuclear densities, so their effective interaction is small $\sigma/M \sim 10^{-10} \text{ cm}^2/\text{g}$, well below the typical astrophysical and cosmological limits which are on the order of $\sigma/M < 1 \text{ cm}^2/\text{g}$;
- They have a large binding energy such that the baryon charge in the nuggets is not available to participate in big bang nucleosynthesis (BBN) at $T \approx 1 \text{ MeV}$.

To recapitulate: the weakness of the visible-dark matter interaction in this model is a result of a small geometrical parameter $\sigma/M \sim B^{-1/3}$ rather than a result of a weak coupling of a new fundamental field. It is this small effective interaction $\sim \sigma/M \sim B^{-1/3}$ which replaces the conventional requirement of sufficiently weak interactions for WIMPs.

Before we conclude this Introduction we would like to make a comment on the dependence of the basic consequence of this framework (1) from fundamental, but unknown parameters such as the axion mass² and initial value θ_0 of the coherent axion field. Our main claim is that the basic consequence of this framework (1) is not sensitive to these parameters. This should be contrasted with conventional mechanisms (such as production of the axions due to the misalignment mechanism or due to the domain wall network decay) which are highly sensitive to these parameters as $\Omega_{\text{DM}} \sim \theta_0^2 m_a^{-7/6}$, see reviews [9–16].

The paper is organized as follows. The section II represents a short overview on the observational consequences of the model. In Section III we formulate five crucial ingredients of the entire framework, including 5-th element which is devoted to the coherent \mathcal{CP} -odd axion field as formulated in subsection III E. Essentially, the main objective of the present work is to elaborate on this specific key element of the proposal. In Section IV we argue that this coherent \mathcal{CP} -odd axion field, which leads to the main consequence (1), can be interpreted as the Berry's phase. The readers who are not interested in any technical details may skip two next sections (V and VI) and jump directly to the concluding section VII.

For the readers interested in technical details: In Section V we argue that the nuggets and anti-nuggets behave in a drastically different way as a result of interaction with this \mathcal{CP} -odd coherent Berry's phase represented by the cosmological axion field. Finally, in section VI we argue that the difference in evolution of the nuggets and anti nuggets is always of order of one effect, being insensitive to initial conditions nor to the dynamical parameters of the system. As a result, the main claim of this proposal represented by eq.(1) is very robust consequence of the framework and is not a result of any fine tuning adjustments.

II. QUARK (ANTI) NUGGET DM CONFRONTING THE OBSERVATIONS

While the averaged effective cross section is strongly suppressed by a factor of $\sim B^{-1/3}$ due to the tiny number density as mentioned in the preceding section, the observational consequences are prominently enhanced in special regions where the densities of both visible and dark matter are largest, such as the core of galaxy or the early Universe. In other words, the nugget can behave as either a conventional cold DM particle or an actively visible matter, depending on the local densities of the environment.

² The axion's mass $m_a(T)$ as a function of the temperature at $T > T_c$ has been computed using the lattice simulations by different groups [31–34] with somewhat contradicting results. As we argue in Sec. IV our main claim (1) is not sensitive to a precise value of the axion mass m_a

A nugget in general is like a gigantic (and stable) atom which contains far more baryonic charge $B \gtrsim 10^{25}$ in its “nucleus”, and is covered by an electron/positron cloud (so-called electrosphere, see original refs. [35–40]) on its surface. Normally, the size of a nugget extends to more than a few micrometers, depending on its baryon charge. Therefore, the nugget can be thought as a macroscopically large object. The interaction of the anti-nuggets with galactic visible matter (electrons and protons) lead to variety of emissions in different frequency bands, ranging from radio waves with frequencies $\omega \sim 10^{-4}$ eV to the γ rays with energies $\omega \sim 10$ MeV. The relative intensities for these emissions are in principle, calculable from first principles using only the well established and known properties of QCD and QED. Thus, no tuneable fundamental parameter is involved, except for the baryon charge B as we already mentioned.

The observed fluxes for different types of collision can be expressed by one and the same line-of-sight integral

$$\Phi \sim R^2 \int d\Omega dl [n_{\text{visible}}(l) \cdot n_{DM}(l)], \quad (3)$$

where $R \sim B^{1/3}$ is a typical size of the nugget which determines the effective cross section of interaction between DM and visible matter. As $n_{DM} \sim B^{-1}$ the effective interaction is strongly suppressed $\sim B^{-1/3}$ as we already mentioned in the Introduction. The parameter $\langle B \rangle \sim 10^{25}$ was fixed in this proposal by assuming that this mechanism saturates the observed 511 keV line [35, 36], which resulted from annihilation of the electrons from visible matter and positrons from anti-nuggets through the resonance positronium formation. It has been also assumed that the observed dark matter density is saturated by the nuggets and anti-nuggets. It corresponds to an average baryon charge $\langle B \rangle \sim 10^{25}$ for typical density distributions $n_{\text{visible}}(r), n_{DM}(r)$ entering (3). Other emissions from different frequency bands are expressed in terms of the same integral (3), and therefore, the relative intensities are completely determined by internal structure of the nuggets which is described by conventional nuclear physics and basic QED. We present a short overview of these results below.

The energetic galactic electrons can penetrate to a sufficiently large depth of an anti-nuggets before the annihilation occurs. These events no longer produce the characteristic positronium decay spectrum (511 keV line with a typical width of order \sim few keV accompanied by the conventional continuum due to 3γ decay) but a direct non-resonance $e^-e^+ \rightarrow 2\gamma$ emission spectrum. The transition between the resonance positronium decays and non-resonance regime is determined by conventional physics and allows us to compute the strength and spectrum of the MeV scale emission relative to that of the 511 keV line [37, 38]. Observations by the COMPTEL satellite indeed show some excess above the galactic background consistent with our estimates.

Galactic proton annihilation, is similar to the preceding case, where protons incident on the anti-nugget will

penetrate some distance into the quark matter before annihilating into hadronic jets. This process results in the emission of Bremsstrahlung photons at x-ray energies [39]. Observations by the CHANDRA observatory apparently indicate an excess in x-ray emissions from the galactic centre. Hadronic jets produced deeper in the nugget or emitted in the downward direction will be completely absorbed. They eventually emit thermal photons with radio frequencies [40–42]. Again the relative scales of these emissions may be estimated and is found to be in agreement with observations.

We conclude this brief overview on observational constraints of the model with the following remarks. This model which has a single fundamental parameter (the mean baryon number of a nugget $\langle B \rangle \sim 10^{25}$, corresponding to the axion mass $m_a \simeq 10^{-4}$ eV), and which enters all the computations is consistent with all known astrophysical, cosmological, satellite and ground based constraints as highlighted above. Furthermore, in a number of cases the predictions of the models are very close to the presently available limits, and very modest improving of those constraints may lead to a discovery of the nuggets. Even more than that: there is a number of frequency bands where some excess of emission was observed, and this model may explain some portion, or even entire excess of the observed radiation in these frequency bands.

III. FIVE CRUCIAL INGREDIENTS OF THE FORMATION MECHANISM.

In this section we summarize five crucial elements of the proposal which describe the formation mechanism of the nuggets. These ingredients determine the basic properties of the nuggets, such as the size, local accretion of baryonic charge, abundance, stability, and global \mathcal{CP} violating charge separation. The detailed discussions for each ingredient can be found in original paper [4].

The main objective of the present work is the detail analysis of the global \mathcal{CP} violation due to nonzero θ on the scale of the entire Universe. The basic idea will be highlighted in subsection III E, while the rest of this paper is devoted to the detail studies of this specific element of the proposal.

A. $N_{DW} = 1$ domain walls

The first important element, axion domain wall [43], determines the size of a nugget. The axion field θ is an angular variable, and therefore supports various types of the topological domain walls, including the so-called $N_{DW} = 1$ domain walls when θ interpolates between one and the same physical vacuum state with the same energy $\theta \rightarrow \theta + 2\pi n$.

One should comment here that it is normally assumed that for the topological defects to be formed the Peccei-Quinn (PQ) phase transition must occur after inflation.

This argument is valid for a generic type of domain walls with $N_{DW} \neq 1$. The conventional argument is based on the fact that few physically *different vacua* with the same energy must be present inside of the same horizon for the domain walls to be formed. The $N_{DW} = 1$ domain walls are unique and very special in the sense that θ interpolates between *one* and the *same* physical vacuum state. Such $N_{DW} = 1$ domain walls can be formed even if the PQ phase transition occurred before inflation and a unique physical vacuum occupies entire Universe [4].

In our proposal, inflation is assumed to occur after the PQ phase transition. Therefore, the axion field $\theta(t)$ is coherent inside the horizon, but $N_{DW} = 1$ domain walls can be still formed in this case. The nonzero θ would essentially lead to a global \mathcal{CP} violating separation of baryonic charge as discussed in item III E.

The axion domain walls normally start to form once the axion field get tilted at temperature T_a . As the tilt becomes more pronounced (at the transition when the chiral condensate forms at T_c) the DW formation becomes much more efficient. We should expect, in general, that the $N_{DW} = 1$ domain walls form at any moment between T_a and T_c . The size of the domain wall is dependent on the mass of the axion, which would ultimately determine the size of the nugget being formed.

Lastly, it has been realized many years after the original publication [43] that the axion domain walls generally demonstrate a sandwich-like substructure on the QCD scale $\Lambda_{QCD}^{-1} \simeq \text{fm}$. Such a substructure is supported by analysis [44] of QCD in the large N limit with inclusion of the η' field. It is also supported by analysis [45] of supersymmetric models where a similar θ vacuum structure occurs. The same structure also occurs in CS phase where the corresponding domain walls have been explicitly constructed [46].

B. Spontaneous breaking of \mathcal{C} symmetry on small scale of order $\xi(T)$

The second important element of the formation mechanism can be explained as follows. There is another substructure with a similar QCD scale (in addition to the known substructures expressed in terms of the η' and gluon fields, see section III A above) which carries the baryon charge. This additional substructure is a novel feature of the axion domain walls which has been explored only recently in [4]. As (anti)quarks being trapped in the core of the domain wall, the nuggets itself slowly *accrete* the baryonic charge as a result of evolution. Exactly this new effect is eventually responsible for local accretion of the baryonic charge by the nugget.

Indeed, in the background of the domain wall, the physics essentially depends on two variables, (t, z) . One can show that in this circumstances the induced baryon charge N in the axion domain wall background may assume any integer value N . The total baryon charge B accumulated on a nugget is determined by the degeneracy

factor in vicinity of the domain wall [4]

$$B = N \cdot g \cdot \int \frac{d^2 x_{\perp} d^2 k_{\perp}}{(2\pi)^2} \frac{1}{\exp(\frac{\epsilon - \mu}{T}) + 1}. \quad (4)$$

In this formula, g is appropriate degeneracy factor, e.g. $g \simeq N_c N_f$ in CS phase and μ is the chemical potential in the vicinity of the domain wall. The induced baryon number N may randomly assumed any integer value, positive or negative. Thus, the size distribution for quark and antiquark nuggets will be identically the same size if the external environment is \mathcal{CP} even, which is the case when fundamental $\theta = 0$.

The crucial element here is that the domain walls generically will acquire the baryon or anti-baryon charge. This is because the domain wall tension is mainly determined by the axion field while the QCD substructure leads to small correction factor of order $\sim \lambda_{QCD}/f_a \ll 1$. Therefore, the presence of the QCD substructure with nonvanishing $N \neq 0$ increases the domain wall tension only slightly. Consequently, this implies that the domain wall closed bubbles carrying the baryon or antibaryon charge will be copiously produced during the transition as they are very *generic configurations of the system*. Furthermore, the baryonic charge cannot leave the system during the time evolution as it is strongly bound to the wall due to the topological reasons. The corresponding binding energy per quark is order of μ and increases with time as shown in [4]. One can interpret this phenomenon as a *local spontaneous breaking of \mathcal{C} symmetry*, when on the scales of order the correlation length $\xi(T) \sim m_a^{-1}(T)$, the nuggets may acquire the positive or negative chemical potential μ with equal probability. This is because the sign of N in Eq. (4) may assume any positive or negative values with equal probabilities.

C. Kibble-Zurek mechanism

Next important ingredient of the proposal is the Kibble-Zurek mechanism which gives a generic picture of formation of the topological defects during a phase transition, see original papers [47], review [48] and the textbook [49]. In our context, the Kibble-Zurek mechanism suggests that once the axion potential is sufficiently tilted the $N_{DW} = 1$ domain walls form. The potential becomes much more pronounced when the chiral condensate forms at T_c . Some time after T_a the system is dominated by a single, percolated, highly folded and crumple domain wall network of very complicated topology. In addition, there will be a finite portion of the closed walls (bubbles) with typical size of order correlation length $\xi(T)$, which is defined as an average distance between folded domain walls at temperature T . It is known that the probability of finding closed walls with very large size $R \gg \xi$ is exponentially small.

The key point for our proposal is there existence of these finite closed bubbles made of the axion domain

walls. Normally it is assumed that these closed bubbles collapse as a result of the domain wall pressure, and do not play any significant role in dynamics of the system. However, as we already mentioned in Introduction the collapse of these closed bubbles is halted due to the Fermi pressure acting inside of the bubbles. Therefore, they may survive and serve as the dark matter candidates. The percolated network of the domain walls will decay to the axion in conventional way as discussed in [50–53]. Those axions (along with the axions produced by the conventional misalignment mechanism [51, 54]) will contribute to the dark matter density today. The corresponding contribution to DM density is highly sensitive to the axion mass as $\Omega_{\text{dark}} \sim m_a^{-1}$, and it is not part of our framework. Instead, our proposal focuses on the dynamics of the closed bubbles, which are normally ignored in computations of the axion production. Precisely these closed bubbles, according to this proposal, will eventually become the stable nuggets and may serve as the dark matter candidates. The nugget’s contribution to Ω_{dark} is not very sensitive to the axion mass as will be argued in the present work.

D. Colour Superconductivity

The existence of CS phase in QCD is the crucial element for the stability of quark nuggets. The CS has been an active area of research for quite some time, see review papers [55, 56] on the subject. The CS phase becomes energetically favourable when quarks are squeezed to few times of nuclear density. In astrophysics, CS is known to be the plausible phase in the neutron star interiors and in the violent events associated with collapse of massive stars or collision of neutron star.

Analogous to the gravitational squeezing in neutron star, CS phase is realized in quark nuggets due to the excessive surface tension of the axion domain wall. Regarding to the surface tension and Fermi pressure (from quarks trapped inside), the domain wall bubbles will undergo cycles of violent collapse and rebound until finally settle down due to QCD viscosity. As the temperature cools down to the QCD transition, the violent oscillation will turn the bulk of quarks into an equilibrium with ground state being in a CS phase. As we advocated in [4], this is a very plausible fate of a relatively large bubble of size $R \sim \xi(T)$ made of the axion domain walls which were produced after the QCD transition. The corresponding evolution of an oscillating bubble can be well approximated as follows [4]:

$$R(t) = R_{\text{form}} + (R_0 - R_{\text{form}})e^{-t/\tau} \cos \omega t, \quad (5)$$

where the frequency $\omega \sim m_a$, the initial radius of a bubble $R_0 \sim \xi(T)$ and the final size R_{form} of bubble when formation is almost complete. In formula (5), parameter τ represents a typical damping time scale which is expressed in terms of the axion mass m_a , and the QCD parameters such as viscosity. It turns out the numerical

value of τ is of order of the cosmological scale $\tau \sim 10^{-4}\text{s}$. This numerical value is fully consistent with our anticipation that the temperature of the Universe drops approximately by a factor of ~ 3 or so during the formation period. During the same period of time the chemical potential μ inside the nugget reaches sufficiently large value when the CS phase sets in. Therefore, our constraints from observations as highlighted in Sec. II (where DM nuggets are treated as very dense objects in CS phase) are supported by present studies on formation and time evolution of the nuggets made of the axion domain walls and ordinary quarks in CS phase.

E. Coherent \mathcal{CP} -odd axion field

The key element to be investigated in the present work, is the \mathcal{CP} asymmetric charge separation originating from the globally coherent axion field $\theta(t)$. From earlier discussion, the coherent \mathcal{CP} violating axion field is generically nonzero, though it might be numerically quite small. As mentioned in item III A, we assume that PQ phase transition happened before inflation. Thus, the sign-preference of \mathcal{CP} is correlated on the scale of the entire visible Universe at the moment of the domain wall formation. One should emphasize that this assumption on coherence of the axion field on very large scales is consistent with formation of $N_{\text{DW}} = 1$ domain walls, see item III A.

Similar to the case of formation temperature T_{form} discussed in details in [4], precise dynamical computation of this \mathcal{CP} asymmetry due to the coherent axion field $\theta(t)$ is a hard problem of strongly coupled QCD at $\theta \neq 0$ when even the phase diagram, schematically shown on Fig.1, is not yet known. It depends on a number of specific properties of the nuggets, their evolution, their environment, modification of the hadron spectrum at $\theta \neq 0$ and corresponding cross sections as mentioned in [4]. All these factors equally contribute to the difference between the nuggets and anti-nuggets. In order to effectively account for these coherent effects one can introduce an unknown coefficient $c(T)$ of order one as follows [4]

$$B_{\text{antinuggets}} = c(T) \cdot B_{\text{nuggets}}, \quad \text{where } |c(T)| \sim 1. \quad (6)$$

The main goal of the present work is to provide the quantitative numerical analysis supporting the basic assumption (6). We shall argue that $|c(T)| \sim 1$ is indeed very likely to be of order of one as a result of the \mathcal{CP} violating processes which took place coherently on enormous scale of the entire visible Universe before the QCD transition. We shall argue below that this very generic outcome of this framework is not very sensitive to initial conditions (such as the magnitude of θ_0 at the moment of formation), nor to a precise value of the axion mass $m_a(T)$ at $T > T_c$ when the domain wall network only started to form. The fundamental ration (1) is the direct consequence of $|c(T)| \sim 1$. Therefore the arguments supporting (6) are essentially equivalent to the basic claim of this framework (1).

IV. AXION FIELD AS THE BERRY'S PHASE

The main goal of this section is to argue that the coherent axion $\theta(t)$ field leads to small variations in dynamics of the nuggets and anti-nuggets. The corresponding arguments are based exclusively on the symmetry, and will be presented in subsection IV A. In subsection IV B we shall argue that the tiny phase difference proportional to $\theta(t)$ for quarks and antiquarks trapped inside the nuggets and anti-nuggets might be interpreted as Berry's phase for the fermi fields. These tiny changes in every individual QCD process (due to the differences in the Berry's phases) lead to small differences during the nuggets' evolution as shown in subsection IV C. However, these small variations will be eventually translated into a large accumulated effect expressed in terms of global properties of the nuggets and anti-nuggets (such as their typical sizes). This large effect formally expressed as (6) is the direct consequence of the very long (on QCD scale) accumulation of these tiny \mathcal{CP} -odd effects due to fundamental coherent axion $\theta(t)$ field. Eventually, the generation of $|c(T)| \sim 1$ leads to the model-independent prediction of this framework expressed as (1).

A. Generic properties based on symmetry

Before we start our specific quantitative analysis in next sections we want to formulate few generic relations which characterize the system and which depend exclusively only on symmetric features of the system, rather than on some specific dynamical model-dependent computations which follow.

First of all, let us remind that on average the baryon charge hidden in nuggets is equal to the baryon charge hidden in anti-nuggets, of course with sign minus, if $\langle \theta \rangle = 0$. Indeed, the analysis of the anti-nuggets can be achieved by flipping the sign of the chemical potential $\mu \rightarrow -\mu$. One can restore the original form of the effective Lagrangian by flipping the sign for the axion θ field as discussed in [4]. These symmetry arguments imply that as long as the pseudo-scalar axion field θ fluctuates around zero $\langle \theta \rangle = 0$ as conventional pseudo-scalar fields (as π, η' mesons, for example), the theory remains invariant under \mathcal{P} and \mathcal{CP} symmetries and on average an equal number of nuggets and anti-nuggets carrying equal baryon (anti baryon) charges would form.

However, the axion dynamics at sufficiently large temperature $T > T_c$ is determined by the coherent state of axions at rest such that [9–16]:

$$\theta(t) \sim \frac{C}{t^{3/4}} \cos \int^t dt' \omega_a(t'), \quad \omega_a^2(t) = m_a^2(t) + \frac{3}{16t^2}, \quad (7)$$

where C is a constant, and $t = \frac{1}{2H}$ is the cosmic time. This formula suggests that for $m_a(t)t \gg 1$ when the axion potential is sufficiently strongly tilted the ω_a is essentially determined by the axion mass at time t

$$\dot{\theta}(t) \sim \omega_a(t) \simeq m_a(t). \quad (8)$$

The crucial point is that $\theta(t)$ is one and the same in the entire Universe and it is correlated on the Universe size scale. It should be contrasted with a system (relevant for the axion dark matter searches [9–28]) when the axion field is represented by conventional propagating axions in which case the correlation scale is determined by the De Broglie wave length $\lambda_D = \hbar/(m_a v_a)$ of a single individual axion moving with velocity \vec{v}_a .

Our next remark is on profound consequences of the result (6) which is the main topic of this work. What is the significance of eq. (6)? The most important and unambiguous consequence of the key relation (6) is that the baryon charge in form of the visible matter can be also expressed in terms of the same coefficient $c(T) \sim 1$ as follows $B_{\text{visible}} = -(B_{\text{antinuggets}} + B_{\text{nuggets}})$. Using eq. (6) the expression for the visible matter B_{visible} can be rewritten as

$$\begin{aligned} B_{\text{visible}} &\equiv (B_{\text{baryons}} + B_{\text{antibaryons}}) \\ &= -[1 + c(T)] B_{\text{nuggets}} = -\left[1 + \frac{1}{c(T)}\right] B_{\text{antinuggets}}. \end{aligned} \quad (9)$$

The same relation can be also represented in terms of the measured observables Ω_{visible} and Ω_{dark} at later times when only the baryons (and not anti-baryons) contribute to the visible component³

$$\Omega_{\text{dark}} \simeq \left(\frac{1 + |c(T)|}{|1 + c(T)|} \right) \cdot \Omega_{\text{visible}} \quad \text{at } T \leq T_{\text{form}}. \quad (10)$$

One should emphasize that the relation (9) holds as long as the thermal equilibrium is maintained, which we assume to be the case. Another important comment is that each individual contribution $|B_{\text{baryons}}| \sim |B_{\text{antibaryons}}|$ entering (9) is many orders of magnitude greater than the baryon charge hidden in the form of the nuggets and anti-nuggets at earlier times when $T_c > T > T_{\text{form}}$. It is just their total baryon charge which is labeled as B_{visible} and representing the net baryon charge of the visible matter is the same order of magnitude (at all times) as the net baryon charge hidden in the form of the nuggets and anti-nuggets.

The generic consequence of this framework represented by eqs. (6), (9), (10) takes the following specific form for $c(T_{\text{form}}) \simeq -1.5$ which corresponds to the case when the nuggets saturate entire dark matter density today:

$$\begin{aligned} B_{\text{visible}} &\simeq \frac{1}{2} B_{\text{nuggets}} \simeq -\frac{1}{3} B_{\text{antinuggets}}, \\ \Omega_{\text{dark}} &\simeq 5 \cdot \Omega_{\text{visible}}, \end{aligned} \quad (11)$$

which is identically the same relation (2) presented in Introduction. The coefficient ~ 5 in relation $\Omega_{\text{dark}} \simeq$

³ In eq. (10) we neglect the differences (due to different gaps) between the energy per baryon charge in hadronic and CS phases to simplify notations. This correction obviously does not change the main claim of this proposal stating that $\Omega_{\text{visible}} \approx \Omega_{\text{dark}}$.

$5 \cdot \Omega_{\text{visible}}$ is obviously not universal, but relation (1) is universal, and very generic consequence of the entire framework, which was the main motivation for the proposal [1, 2].

We shall argue in next sections V and VI that the main assumption represented by eq. (6) is not very sensitive to the axion mass $m_a(T)$ nor to the magnitude of $\theta(T)$ before the QCD transition when the bubbles start to oscillate and slowly accrete the baryon charge. The only crucial factor in our arguments is that the variation is correlated on the scale where the axion field $\theta(t)$ can be represented by the coherent superposition of the axions at rest (7).

B. Coherent strong \mathcal{CP} violation

Our starting point is the θ term in QCD Lagrangian \mathcal{L}_θ where $\theta(t)$ in this work is identified with the axion field

$$\mathcal{L}_\theta = -\theta(t) \frac{g^2}{32\pi^2} \tilde{G}_{\mu\nu}^a G_{\mu\nu}^a. \quad (12)$$

As it is well known, one can rotate the θ term away by rotating the quark fields. Assuming that we have N_f light quarks with equal small masses one can represent this $U(1)_A$ chiral rotation in path integral formulation as follows

$$\psi \rightarrow \exp\left(-i\gamma_5 \frac{\theta(t)}{N_f}\right) \psi. \quad (13)$$

There is a number of important consequences of this transformation. We want to mention here just few of them.

First of all, the phase (13) can be interpreted as the Berry's phase which is coherently accumulated by all quark fields in entire Universe as long as field $\theta(t)$ given by (7) is coherent. This phase is obviously numerically much smaller than conventional phases related to the QCD fluctuations which are normally of order Λ_{QCD} . However, the most important feature of this phase is that it is coherent on the scale of the entire Universe and can be accumulated during long period of time $\sim m_a^{-1}(t)$, much longer than a typical QCD processes with typical time scales $\sim \Lambda_{\text{QCD}}^{-1}$.

The Berry's phase entering (13) can be interpreted as a result of acting of an auxiliary (fictitious) magnetic field, the so-called Berry's curvature \vec{B}_{Berry} rotating in (xy) plane with time

$$\vec{B}_{\text{Berry}} \sim (\cos \theta, \sin \theta, 0). \quad (14)$$

In fact, z component of this auxiliary field also does not vanish, $B_{\text{Berry}}^z \sim \dot{\theta}$ and can be identified with axial chemical potential $\mu_5 = \dot{\theta}$. In writing down an explicit expression for the Berry's curvature \vec{B}_{Berry} we used a specific frame determined by γ_μ -representation as given

in [4]. In this representation the auxiliary Berry's curvature \vec{B}_{Berry} can be thought as a vector rotating along the equator in this specific frame when time evolves. It is important to emphasize that this auxiliary field never returns to its original position after a complete cycle because the axion field reduces its amplitude during the evolution. The corresponding energy of the coherent axion field eventually goes to the production of the propagating dark matter axions as a result of conventional misalignment mechanism. After the energy of the original field (7) is transferred to the propagating axions the large scale coherence (with the size of the Universe) is lost, and the typical coherence length is determined by λ_D , which is much smaller scale.

The idea that the axion field can be thought as an auxiliary (fictitious) magnetic field is not a new idea, and has been discussed in a number of papers in the past, see e.g. recent articles [18, 22, 25, 28] devoted to the axions search experiments. Novel element advocating in the present work is that this field (7) is coherent on enormous scales of the Universe before it decays to the propagating dark matter axions.

Another important consequence of accumulated phase (13) is that the ground state (the QCD vacuum) in the background of the coherent axion field (7) explicitly violates \mathcal{CP} invariance as can be explicitly seen by computing the $\langle \det \bar{\psi}_L^f \psi_R^f \rangle$, see below. The corresponding computations can be carried out in theoretically controllable way at sufficiently high temperature $T > T_c$ when the instanton approximation is justified. This region of temperatures is precisely when the domain wall network only starts to form and the axion field just starts to roll.

The corresponding technical computations are well known and presented in Appendix A,

$$\langle \det \bar{\psi}_L^f \psi_R^f \rangle \sim e^{i\theta(t)} \cdot \Lambda_{\text{QCD}}^{3N_f} \left(\frac{\Lambda_{\text{QCD}}}{T} \right)^{\frac{11}{3}(N - N_f)}, \quad (15)$$

where f stands for flavour of a light quark. Few comments about this important formula. First of all, the vacuum condensate (15) does not vanish even in deconfined phase (well above the transition at $T \gg T_c$ shown on Fig. 1), in the region where the chiral symmetry is restored and the chiral condensate itself vanishes, i.e. $\langle \bar{\psi}\psi \rangle = 0$. This is because the vacuum condensate (15) is formed due to the explicit violation of the $U(1)_A$ symmetry rather than due to spontaneous $SU(3)_L \times SU(3)_R$ chiral symmetry. Furthermore, $\langle \det \bar{\psi}_L^f \psi_R^f \rangle$ does not vanish in the chiral limit $m_q \rightarrow 0$, see discussions in Appendix A.

Another important comment is that formula (15) is derived in the dilute instanton gas approximation which is known to become a theoretically justifiable approximation at sufficiently high temperature of order few times Λ_{QCD} , see detail discussions on this matter in Appendix A. Important comment we would like to make here is that the decreasing of the condensate (15) with increasing the temperature is much slower than in case of topological susceptibility $\chi(T) \sim f_a^2 m_a^2(T)$ which determines the ax-

ion mass dependence on temperature $m_a(T)$, see recent numerical studies in refs. [31–34].

Furthermore, the condensate (15) also depends on the chemical potential (not shown explicitly in estimate (15) to simplify notations), see Appendix A with relevant comments. This feature will have an important implication for our discussions in next section IV C as μ -dependence of the vacuum condensate (15) implies that the ground states inside and outside the nuggets would be different.

The key element for the present work is that the vacuum condensate (15) explicitly depends on the axion phase $\theta(t)$ as a result of $U(1)_A$ transformation (13). The presence of this phase unambiguously implies that the ground state violates \mathcal{CP} invariance even in the deconfined quark-gluon plasma well above the transition temperature T_c . This \mathcal{CP} violation occurred when $T > T_c$ which happened long before the axion field settles down at the origin $\theta = 0$ when the chiral phase transition occurs at $T \simeq T_c$. This remark as we shall see in next section IV C has some profound cosmological consequences as the phase (7) is correlated on enormous scales at this early stage of evolution.

C. Implications of coherent axion field on the nugget's formation

In this subsection we describe the qualitative consequences of the coherent axion phase (7) on the nugget's formation, while quantitative support for these estimates will be presented in the following sections V and VI.

The most important consequence of the discussions presented in the previous subsections IV A, IV B is that all strong processes which are taking place inside and outside the nuggets (such as annihilation, evaporation, scattering, etc) are slightly different for nuggets and anti-nuggets. Furthermore, the relevant quasiparticles being the quantum asymptotic states of the system also show slightly different properties for regions inside the nuggets, anti-nuggets, or outside region because the ground state characterized by \mathcal{CP} -odd vacuum condensate (15) is slightly different for these regions. Finally, the vacuum energy and the density of states in all these regions are also slightly different because the vacuum condensate (15) assumes slightly different numerical values in all these regions as it depends on μ, T and θ , see Appendix A with relevant comments.

Very important point here is that this tiny difference is generated by the coherent axion phase (7) which is one and the same for all nuggets and anti nuggets in the visible Universe. The symmetry arguments suggest that one should replace $\theta \rightarrow -\theta$ to have the same effects for nuggets and for anti-nuggets, which corresponds to the flipping the sign $\mu \rightarrow -\mu$. However, the axion coherent field (7) does not have this property as it does not return to its original position after a complete cycle as we mentioned above. This implies that the asymmetry

accumulated during one cycle cannot be washed out by the next cycle during the axion evolution.

Precise computations of these coherent \mathcal{CP} -violating effects are hard to carry out explicitly as they require a solution of many body effects in unfriendly environment with non-vanishing θ, μ, T when even the phase diagram is not yet known, see Fig. 1. However, the estimation of the effect is very simple exercise as it must be proportional to $\theta(t)$ at the moment when the domain walls start to form. Numerically, this parameter $|\theta(t)/\theta_0| \sim 10^{-2} - 10^{-3}$ could be quite small, and naively may lead only to minor effects $\leq 10^{-2}$. However, the crucial point is that while this coupling is indeed small on the QCD scale, it nevertheless effectively long-ranged and long lasting, in contrast with conventional random QCD processes. As a result, this coherent \mathcal{CP} -violating effects will produce large effects of order one as argued in the next sections V and VI.

The crucial element in making such assessment is the observation that these small coherent changes occur in the entire volume of a nugget. In other words, the generation of the chemical potential, accumulation the phase difference (which eventually leads to the accretion of the baryon charge) etc are proportional to the volume of the nugget,

$$\Delta B \sim \theta(t)V, \quad |\theta(t)/\theta_0| \sim 10^{-2} - 10^{-3}, \quad (16)$$

where ΔB is the baryon charge difference in accumulation between the nuggets and anti nuggets. This expression should be contrasted with effect due to the local spontaneous violation of the baryon charge (discussed in [4] and reviewed in section III B) which is proportional to the surface of a nugget, $B \sim S$, see (4).

As we will argue in next sections V and VI the outcome of the time evolution of the nuggets vs anti nuggets is not sensitive to the initial value of $\theta(t)$, nor to the precise value of the axion mass during this time evolution. It only depends on coherent features of the axion field (7) correlated on enormous scales. The generated asymmetry proportional to θ leads to different evolution paths for the nuggets and anti-nuggets, which resulted in different typical sizes.

While all individual events are proportional to small parameter $\theta \ll 1$, and therefore, numerically small, this difference (between a typical size for nuggets vs anti-nuggets) eventually will be order of one as a result of long lasting evolution, as will be argued in next sections V and VI. This strong effect of order of one has been phenomenologically accounted for by parameter $c(T)$ in formula (6), which automatically leads to the main consequence of this framework expressed by relation (1).

V. EVOLUTION OF THE (ANTI) NUGGETS IN THE BACKGROUND OF THE AXION FIELD

In this section, we study the profound consequences of the coherent axion phase on the nugget's formation. We

start our analysis by developing an analytic framework, which will be compared and verified with the numerical results presented in Appendix C. The main goal of this section is to present analytical and numerical support of previous qualitative arguments suggesting that the \mathcal{CP} violating effects will produce a large difference (order of one) between the sizes of nuggets versus anti-nuggets. This result is insensitive to the initial conditions of the system, such as θ_0 , m_a , and T_0 , which is the subject of the following Sec. VI.

In next subsection VA we derive the basic equation to be studied, while in subsection VB we analyze the qualitative behaviour of the solution. At the end of the time evolution, the solution will settle down into a steady state and demonstrate a sufficiently large difference in sizes between nuggets and anti-nuggets, as discussed in subsection VC.

A. Basic equations

Before start our analysis of the \mathcal{CP} violating effect due to coherent axion field, we should first briefly review the work [4], where the \mathcal{CP} conserved part was investigated. In that paper the effective interaction of the axion field with fermi fields was approximated as follows

$$\mathcal{L}_4 = \bar{\Psi}(i\not{\partial} - me^{i[\theta(x) - \phi(x)]\gamma_5} - \mu\hat{\gamma}_0)\Psi, \quad (17)$$

where parameter m should not be interpreted as the quark's mass. Rather, it is much more appropriate to interpret parameter m as the expectation value of the $\langle \det \bar{\psi}_L^f \psi_R^f \rangle$ from eq (15) which has a typical QCD scale and which will be always generated even in deconfined regime at $T > T_c$. The fermi field Ψ should be interpreted as the low-energy (soft) component of the original quark fields, while a high energy component has been integrated out to generate parameter m entering (17). The equation (17) is the standard form for the interaction between the pseudo-scalar fields (axion $\theta(x)$ and η' field parametrized by $\phi(x)$) and the fermions (quarks and antiquarks) which respect all relevant symmetries in presence of nonzero chemical potential μ .

Another key element from [4] which is relevant for our present studies is the effective Lagrangian describing the dynamics of an oscillating domain wall bubble

$$L = \frac{4\pi\sigma R^2(t)}{2} \dot{R}^2(t) - 4\pi\sigma R^2(t) + \frac{4\pi R^3(t)}{3} \Delta P(\mu) + [\text{other terms}]. \quad (18)$$

The equation (18) describes the time evolution of the closed spherically symmetric domain wall bubble of radius $R(t)$. The pressure term $\Delta P = P^{(\text{Fermi})} + P^{(\text{Bag})} - P^{(\text{out})}$ in eq. (18) can be parametrized as [4]

$$\Delta P = \frac{g^{\text{in}} T^4}{6\pi^2} I_4(b) - E_B \theta(b - b_1) \left(1 - \frac{b_1^2}{b^2}\right) - \frac{\pi^2 g^{\text{out}} T^4}{90},$$

where $g^{\text{in}} \simeq 2N_c N_f$ and $g^{\text{out}} \simeq (\frac{7}{8} 4N_c N_f + 2(N_c^2 - 1))$ are degeneracy factors for inside and outside of the bubble respectively; $b = |\mu|/T$ is the dimensionless parameter to be used frequently in what follows; $I_4(b)$ is a specific type of Fermi integrals, see Appendix D; finally $E_B \sim (150 \text{ MeV})^4$ is the famous ‘‘bag constant’’ from the MIT bag model, which turns on in the hadronic phase at small $\mu < \mu_1$, while it vanishes in CS phase at large $\mu > \mu_1$.

The evolution of the bubble is governed by the following differential equations [4]

$$\frac{d}{dt} B_{\text{wall}} = 0, \quad B_{\text{wall}} = \frac{g^{\text{in}} S T^2}{2\pi} I_2(b) \quad (19a)$$

$$\sigma \ddot{R} = -\frac{2\sigma}{R} - \frac{\sigma \dot{R}^2}{R} + \Delta P(b) - 4\eta \frac{\dot{R}}{R}. \quad (19b)$$

where $\sigma \simeq 9f_a^2 m_a$ is the domain wall tension, while $\eta \simeq m_\pi^3$ is the QCD viscosity. The baryonic charge for nuggets can be expressed in terms of the Fermi integral $I_2(b)$ given in Appendix D. Equation (19a) describes an implicit dependence of chemical potential on size of the nugget, $\mu(R)$. It should be substitute to eq. (19b) to arrive to the differential equation which describes the time evolution of the nugget $R(t)$. The corresponding analysis has been performed in [4] with the basic result that the solution can be well approximated by slow damping oscillations with typical frequency m_a around R_{form} as presented by eq. (5).

We should note that in the preceding studies [4] on the bubble evolution we had assumed that the \mathcal{CP} -symmetry is conserved as no interaction with the coherent axion field $\theta(t)$ was included into the consideration. Now we wish to include the coherent axion field $\theta(t)$ into the equations. The most important change which occurs as a result of the interaction of the fermi fields with the background axion field is the accumulation of the phase (13) as a result of the coupling Ψ field with coherent axion field $\theta(t)$.

To proceed with the computations one could follow the procedure developed in [4], rewrite the fermi fields in 2d notations (accounting for the domain wall background) and represent the extra term to the effective Lagrangian due to the coupling with external axion field as follows

$$\Delta \mathcal{L} = -\frac{1}{\pi} \int dz \mu(z) \partial_z \theta(t), \quad (20)$$

$$A \equiv -\frac{\delta \Delta L}{\delta \mu} = \frac{1}{\pi} \int_{R_{\text{in}}}^{R_{\text{out}}} dz \cdot \left(\frac{\partial \theta}{\partial t} \right) \frac{1}{R},$$

where the end points of the integral $z = (R_{\text{in}}, R_{\text{out}})$ should be interpreted as the typical distances describing the regions inside and outside the bubble of a typical size $z \simeq R$.

Few comments are in order. First, one can explicitly see from eq. (20) that the effect is different for nuggets

and anti-nuggets as the sign of μ is opposite in these cases, while the background field $\theta(t)$ remains the same in entire visible Universe. Secondly, parameter A can be interpreted as an additional baryon charge (per degree of freedom) accumulated by a nugget during a single nugget's cycle. This coefficient can be approximated as follows

$$A \simeq \frac{\Delta\theta}{\pi}, \quad (21)$$

where $\Delta\theta$ can be interpreted as the variation of the axion field during a single nugget's cycle. One should emphasize that the correction (21) is not the only source leading to the disparity between nuggets and anti-nuggets. In fact many other \mathcal{CP} violating processes⁴ may also contribute to the differences in accumulating baryon charges for nuggets and anti nuggets. We expect that all these effects mentioned in footnote 4 are equally important as they must be proportional to the \mathcal{CP} violating parameter $\theta(t)$. Therefore, the corresponding effects may be effectively accounted for by a modification of the numerical coefficient A entering (21). As we argue below, the outcome of the calculations is not very sensitive to a specific value of coefficient A . Therefore, neglecting a large number of different \mathcal{CP} violating processes mentioned in footnote 4 (which can be accounted for by modifying the numerical coefficient A) does not affect the main result of our analysis.

Our next remark is the observation that the phase (7) and corresponding extra energy (20) is accumulated coherently by large portion of quarks inside of a nugget of volume V , while corresponding correction to the vacuum energy obviously vanishes outside the nuggets where $\mu \simeq 0$. To compute the correction to the baryon charge of a nugget due the coupling to the axion θ field one should multiply (21) to the degeneracy factor, i.e.

$$\begin{aligned} B_\theta^{(\pm)} &= \pm g^{\text{in}} A V \int \frac{d^3k}{(2\pi)^3} \frac{1}{\exp(\frac{k}{T} - b) + 1} \\ &= \pm \left(\frac{g^{\text{in}} S T^2}{2\pi} I_2^{(\pm)}(b) \right) \cdot \left(\frac{A R T}{3\pi} \frac{I_3^{(\pm)}(b)}{I_2^{(\pm)}(b)} \right), \end{aligned} \quad (22)$$

where we assume that the chemical equilibration is sufficiently fast such that one can use one and the same μ within entire volume of the nugget. Furthermore, in writing down equation (22) we assumed that the majority of quarks in volume V move coherently during the bubble oscillations. In fact, the coherence might not be so perfect, and only some portion of the quarks inside the

nuggets might move coherently as a macroscopical system. It is very hard to estimate the corresponding suppression factor within our framework formulated in terms of a single macroscopical variable $R(t)$. The corresponding suppression factor may be effectively accounted for by some modification of the numerical coefficient A entering (22). As we already previously mentioned our results are not very sensitive to an absolute value of numerical value of A as long as it is not exceedingly small. Therefore, we assume that all correction factors mentioned previously in footnote 4 and suppression factor due to not perfect coherent motion are implicitly included in coefficient A in analysis which follows.

Our next remark goes as follows. In eq. (22) we presented the expression for $B_\theta^{(\pm)}$ as a combination of two factors. The first factor is precisely the expression for the baryon charge B_{wall} from eq. (19a) generated spontaneously as described in [4]. The second factor represents the correction to the accumulated baryon charge due to the coupling of the \mathcal{CP} odd axion field with quarks inside the nugget. It is important to emphasize that it is numerically suppressed due to small \mathcal{CP} violating phase (7) parametrized by small numerical coefficient A . However, it is strongly enhanced by large numerical factor proportional to the size of the system. In contrast to the baryon accumulation in Eq. (19a) which is proportional to the surface, the $B_\theta^{(\pm)}$ contribution is proportional to the volume of the system (22), in agreement with qualitative arguments (16) of the previous section.

Our next comment is as follows. Naively, one could think that the accumulation of the baryon charge by a nugget due to the coherent interaction with the axion field θ will be very fast since it is proportional to the volume V of the nugget according to (22). However, the accumulation is in fact quite slow. The point is that the axion θ field oscillates with time, $\sim \cos(m_a t)$ and the accumulated baryon charge is almost washed out during a complete cycle of the axion $\theta(t)$ field. Nevertheless, the cancellation is not quite complete because the axion field slowly reduces its amplitude. The main reason for this amplitude's decay is the emission of real physical axions (due to misalignment mechanism) which is the source of some non-equilibrium dynamics. Precisely this slow decrease of the axion amplitude leads to a non-vanishing $\Delta\theta$ entering (21), and eventually generates the disparity between nuggets and anti nuggets.

Recapitulate: a tiny portion of the accumulated baryon charge remains in the nuggets after every single complete cycle such that the disparity between nuggets and anti-nuggets will be accumulated but at very slow pace as a result of very large number of oscillations. Based on this fact, we can therefore assume A as an adiabatic "constant" for each given cycle in the following qualitative analysis, see subsections VB and VC.

Our final remark regarding eq. (22) is as follows. This formula was derived by considering the coherently moving quarks of the nuggets in the background of the axion field (7). This approximation is only justified as long

⁴ In particular, a slight difference of the ground states characterized by the condensate (15) leads to the different properties of the quasiparticles and scattering amplitudes inside and outside the nuggets due to μ dependence of the θ dependent condensate (15). The same effects also contribute to some disparity in transmission/reflection coefficients, minor differences in viscosity, annihilation and evaporation rates, etc

as the effect due to the background field is sufficiently small. Formally, the effect (22) due to the axion field must be much smaller than the initial accumulation of the baryon charge (19a) due to the spontaneous local symmetry breaking when the original chemical potential μ is generated. Such a condition must be imposed on our system to avoid any complications related to accounting for the feedback (back reaction) of the coherent fermi field on the background field. We satisfy this condition by requiring that the expression in the second bracket in (22) is (marginally) smaller than unity, i.e.

$$\frac{B_\theta^{(\pm)}}{B_{\text{wall}}} \sim \left(\frac{ART}{3\pi} \frac{I_3^{(\pm)}(b)}{I_2^{(\pm)}(b)} \right) \lesssim 1. \quad (23)$$

This condition can be also understood as the requirement that the accreted baryon charge $B_\theta^{(\pm)}$ due to the background field does not change the original boundary conditions imposed on the quark's fields in the domain wall background. Precisely these boundary conditions determine the sign of the B_{wall} as a result of the local spontaneous symmetry breaking effect as discussed in [4].

Furthermore, precisely these boundary conditions generate the initial chemical potential of a nugget which enters (20). The requirement (23) states that the influence of $B_\theta^{(\pm)}$ on the initial axion domain wall background should be sufficiently small. Although condition (23) is exact, it is not technically useful to use in the following analysis because it contains complicated functions of R and μ . To get rid of such cumbersome dependence, we use the fact $I_3(b)/I_2(b)$ can be approximated for small μ with sufficiently high accuracy as $I_3(b)/I_2(b) \simeq 3/2$ at $b = |\mu|/T \ll 1$, see Appendix D. With this approximation we obtain a much more useful, practical and transparent condition

$$a(t) \equiv \frac{AR_0T}{2\pi} \simeq \left| \frac{B_\theta^{(\pm)}}{B_{\text{wall}}} \right|, \quad |a(t)| \lesssim 1. \quad (24)$$

Note that we define this simplified condition in terms of a single parameter $a(t)$. By monitoring the value of $a(t) \lesssim 1$, we can precisely determine whether our analysis is valid and justified or it is about to break down. In what follows, we will express formula in terms of $a(t)$ up to the linear order since we are only interested in region of sufficiently small $a \lesssim 1$ where our analysis is marginally justified. It is quite obvious that $a(t)$ can be treated as adiabatic parameter slowly changing with time as the typical time scale for variation $a(t)$ is determined by changing of the axion field during a single cycle (21).

After these comments we can now follow the procedure developed in [4] to account for the \mathcal{CP} violating effects by replacing eq.(19a) by its generalized version in the form

$$\frac{d}{dt} \left(B_{\text{wall}} + B_\theta^{(\pm)} \right) = 0. \quad (25)$$

Similar to [4] we treat eq. (25) as an implicit relation between $\mu(t)$ and $R(t)$ which should be substituted into

eq. (19b) to arrive to a single differential equation which governs the dynamics of $R(t)$ as a function of time t

$$\sigma \ddot{R}(t) = -\frac{2\sigma}{R} - \frac{\sigma \dot{R}^2}{R} + \Delta P^\pm[R] - 4\eta \frac{\dot{R}}{R}, \quad (26)$$

where the pressure term is now a function of bubble radius $R(t)$, rather than μ . It can be approximated as follows

$$\Delta P^{(\pm)}[R] \simeq \frac{g^{\text{in}} T^4}{6\pi^2} \left[2\pi f^{(\pm)}(R) + \left(f^{(\pm)}(R) \right)^2 \right] - \frac{\pi^2 g^{\text{out}}}{90} T^4 - E_B \theta(b - b_1) \left(1 - \frac{b_1^2}{b^2} \right). \quad (27)$$

where functions $f^{(\pm)}(R)$ entering (27) have been computed in Appendix B and can be approximated as follows

$$f^{(\pm)}(R) \simeq \frac{\pi^2 T_0^2 R_0^2}{12 T^2 R^2} \left[1 \mp a \left(\frac{4 T_0}{9 T} \sqrt{\frac{\pi^2}{12}} + \frac{R_0}{R} \right) \right]. \quad (28)$$

The new element in comparison with our previous studies [4] is that the pressure $\Delta P^{(\pm)}[R]$ is now different for nuggets and anti-nuggets because the functions $f^{(\pm)}(R)$ which determine their dynamics are quite distinct. The corresponding difference is determined by the coefficient (24) which is explicitly proportional to the \mathcal{CP} -odd parameter A as defined by eqs. (20), (21). Precisely this difference, as we discuss below, determines the imbalance in evolution of the nuggets and anti-nuggets.

In what follows, we keep the temperature T to be constant, and furthermore, we shall assume $T_0/T \simeq 1$ to simplify our numerical analysis. The justification for the first assumption (the temperature T is kept constant) is that all relevant processes (including the nugget's oscillations) have the time scales which are much shorter than a typical cosmological time scale when temperature T and the axion mass $m_a(T)$ slowly vary. Therefore, one can treat these parameters constant during the nugget's evolution. Another assumption ($T_0/T \simeq 1$) represents a pure technical simplification in our analysis to demonstrate that the disparity in evolution for different species is order of one effect. In fact, one can argue that this imbalance (between the nuggets and anti-nuggets) becomes even more pronounced if one accounts the decrease of temperature with time.

In principle, the equation (26) can be solved numerically (without a large number of simplifications and assumptions mentioned above) which would determine the dependence of $R(t)$ and $\mu(t)$ on time. The corresponding results of these numerical studies are presented in Appendix C. These numerical results are fully consistent with our analytical (simplified) treatment of the problem, which is the subject of the following subsections V B and V C.

B. Time evolution. Qualitative analysis.

First, we find the equilibrium condition when the “potential” energy in eq.(26) assumes its minimal value, sim-

ilar to the procedure carried out in [4]. The corresponding minimum condition is determined by equation

$$\frac{2\sigma}{R_{\text{form}}} = \Delta P^{(\pm)}[R_{\text{form}}], \quad (29)$$

where $\Delta P^{(\pm)}$ is defined by eq.(27). The difference with the previously studied case [4] is that $\Delta P^{(\pm)}$ is now different for nuggets and anti-nuggets. Therefore the equilibrium solution $R_{\text{form}}^{(\pm)}$ will be also different for two different species. This is the key point of the present studies. Another distinct feature is that $R_{\text{form}}^{(\pm)}$ slowly varies with time because the axion background adiabatically changes with time. The corresponding variation explicitly enters equation (25) and implicitly equation (26).

As the next step we want to see how these different equilibrium solutions are approached when time evolves. We follow the conventional technique and expand (26) around the equilibrium values $R_{\text{form}}^{(\pm)}$ to arrive to an equation for a simple damping oscillator:

$$\frac{d^2 \delta R^{(\pm)}}{dt^2} + \frac{2}{\tau^{(\pm)}} \frac{d\delta R^{(\pm)}}{dt} + (\omega^{(\pm)})^2 \delta R^{(\pm)} = 0, \quad (30)$$

where $\delta R^{(\pm)} \equiv [R(t) - R_{\text{form}}^{(\pm)}]$ describes the deviation from the equilibrium position, while new parameters $\tau^{(\pm)}$ and $\omega^{(\pm)}$ describe the effective damping coefficient and frequency of the oscillations. Both new coefficients are expressed in terms of the original parameters entering (26) and are given by

$$\tau^{(\pm)} = \frac{\sigma}{2\eta} R_{\text{form}}^{(\pm)} \quad (31a)$$

$$(\omega^{(\pm)})^2 = -\frac{1}{\sigma} \frac{d\Delta P^{(\pm)}(R)}{dR} \Big|_{R_{\text{form}}^{(\pm)}} - \frac{2}{[R_{\text{form}}^{(\pm)}]^2}. \quad (31b)$$

The expansion (30) is justified, of course, only for small oscillations about the minimum determined by eq.(29), while the oscillations determined by original equation (26) are obviously not small. However, our simple analytical treatment (30) is quite instructive and gives a good qualitative understanding of the system. The difference with previously studied case [4] is of course the emergence of two different solutions for two different species characterized by parameters (31) which also slowly vary with time. Our numerical studies presented in Appendix C fully support the qualitative picture presented in this subsection.

The most important conclusion of these studies is that nuggets and anti nuggets oscillate in very much the same way as we observed in our previous studies and well approximated by eq. (5). However, their evolution proceed in somewhat different manner now as a result of \mathcal{CP} violating terms as discussed above.

To analyze this difference in a quantitative way we introduce parameter $\Delta R(t) \equiv |R^+(t) - R^-(t)|$ which measures this difference between nuggets's and anti nuggets's

sizes assuming that the same initial conditions are imposed, i.e. $R_0^\pm = R_0 \sim m_a^{-1}$. The parameter $\Delta R(t)$ is the most important quantitative characteristic for our present studies as it shows how the sizes of nuggets and anti nuggets evolve with time. We shall demonstrate that $\Delta R/R$ becomes order of one when the condition (24) is still marginally satisfied. Our simplified computations (by neglecting the back reaction which modifies the background) obviously break down when the ratio (24) approaches one. However, once a sufficiently large effect is generated we do not expect that it can be completely washed out by further evolution. Rather, it is expected that once a large effect is generated it remains to be sufficiently large effect of order one, though a precise numerical coefficient might be different from our qualitative analysis. In fact, precise magnitude of $\Delta R/R$ is very hard to compute as there are many other effects mentioned in footnote 4 which influence the time evolution and equally contribute to $\Delta R/R$.

Therefore, the key result of our analysis is that $\Delta R(t)$ fluctuates with time, but always approaches a non-vanishing magnitude of order of one during the long cosmological evolution. The fluctuations for $R^\pm(t)$ are well approximated by eq.(5) where key parameters (31) now are different for different species. Numerical results presented on Fig.2 support this qualitative analysis presented above.

C. Disparity in sizes for nuggets and anti-nuggets. Qualitative analysis.

While numerical results presented on Fig. 2 explicitly show that the difference between typical sizes of nuggets and anti-nuggets becomes of order of one effect during the time evolution, we would like to understand this important feature of the system using analytical, rather than numerical arguments. This subsection is devoted precisely to such an analysis.

In what follows, we would like to estimate $\Delta R(t) \equiv |R^+(t) - R^-(t)|$ at $t \rightarrow \infty$ when the system approaches its equilibrium, i.e we are interested in the difference $\Delta R_{\text{form}} \equiv |R_{\text{form}}^+ - R_{\text{form}}^-|$ between nuggets and anti-nuggets. The equilibrium values for each species can be approximated as

$$\frac{2\sigma}{R_{\text{form}}} \simeq \frac{g^{\text{in}} T^4}{6\pi^2} \left[f^{(\pm)}(R_{\text{form}}) \right]^2 \quad (32)$$

where we simplified the original equations eqs. (27) and (29) by keeping the numerically dominant terms in region when a typical radius of a nugget is considerably dropped from its initial value, i.e. $R_{\text{form}} \lesssim 0.5R_0$, see in Appendix C for the details. For further simplifications and for illustrative purposes we keep only the leading terms $\sim a$, similar to eq. (28). Precisely these terms eventually lead to the disparity between nuggets and anti-nuggets, as we already discussed. With these simplifications the forma-

tion radius for nuggets and anti-nuggets can be approximated as follows

$$R_{\text{form}}^{\pm} \simeq \langle R_{\text{form}} \rangle \cdot \left[1 \mp \frac{a_c}{3} \left(\frac{\langle R_{\text{form}} \rangle}{R_0} + \frac{2\pi}{9\sqrt{3}} \right) \right], \quad (33)$$

where $\langle R_{\text{form}} \rangle$ is defined as the average size of different species,

$$\langle R_{\text{form}} \rangle \equiv \frac{1}{2} |R_{\text{form}}^+ + R_{\text{form}}^-| \simeq R_0 \left[\frac{\pi^2 g^{\text{in}} T^4}{12^3} \frac{R_0}{\sigma(T)} \right]^{1/3}, \quad (34)$$

while a_c is defined as the critical value at so-called decoherence time, t_{dec} when the axion field is loosing its coherence⁵ on the scale of the Universe, such that the disparity between nuggets and anti-nuggets does not further evolve after t_{dec} ,

$$a_c \equiv a(t \rightarrow t_{\text{dec}}), \quad a_c < 1. \quad (35)$$

In eq. (35) we also assumed that $a_c < 1$ is sufficiently small when the condition (24) is marginally satisfied.

Few comments regarding (33) and (34) are in order. First of all, as we already mentioned, we kept the temperature T to be constant in our computations. We can now treat T in (34) as adiabatic parameter which slowly decreases with time as the temperature slowly approaches the QCD transition temperature T_c from above. During this evolution the domain wall tension $\sigma(T)$ approaches its final value $\sigma \rightarrow 9f_a^2 m_a$ at the QCD transition point $T = T_c$ where the chiral condensate forms. This slow change of the formation radius $\langle R_{\text{form}} \rangle$ is perfectly consistent with the numerical results presented on Fig. 2.

Secondly, using equation (33) and our estimate (34) for $\langle R_{\text{form}} \rangle \simeq 0.6R_0$ one can approximate the disparity in sizes ΔR_{form} between two different species as follows

$$\frac{\Delta R_{\text{form}}}{\langle R_{\text{form}} \rangle} \simeq \frac{2}{3} \cdot a_c. \quad (36)$$

This estimation suggests that the difference in baryon charges between the nuggets and anti-nuggets can be approximated as follows

$$\frac{\Delta B}{\langle B \rangle} \simeq \left(\frac{\Delta R}{\langle R_{\text{form}} \rangle} \right)^3 \simeq 3 \frac{\Delta R}{\langle R_{\text{form}} \rangle} \simeq 2a_c. \quad (37)$$

In other words, even for relatively small $a_c \simeq (0.2 - 0.4)$ where our background approximation remains marginally valid according to condition (24), the disparity in baryon charges (37) between nuggets and anti-nuggets could be quite large and can easily satisfy the basic assumption (6) with $|c(T)| \sim 1$.

Our last comment is to elaborate on the physical meaning of parameter $a(t)$ which is defined by (24). This parameter enters (37) and plays an important role in our

discussions and estimates which follow. The phenomenological parameter $a(t)$ has been introduced into our analysis to describe very small variation (21) of the axion field after each single cycle during the nuggets' evolution. If the axion field were perfectly periodic with the original amplitude θ_0 being kept constant, then our parameter $a(t)$ would be identically zero as every consequent cycle of the axion field would wash out the asymmetry it produces during a previous cycle, as we already mentioned at the end of subsection V A. However, the axion coherent field decays as a result of the production of the real propagating axions (as well as result of many other processes mentioned in footnote 4). We parametrize these changes of the system by function $a(t)$ assuming that initially $a(t = 0) = 0$ vanishes, but slowly increases its value during the nugget's evolution. It reaches the maximum value a_c when the largest possible disparity between nuggets and anti nuggets is achieved⁶ as determined by eq. (37). The disparity (37) cannot be washed out after t_{dec} , as we discuss in the next section VI, because the axion field is lost its coherence on the scale of the Universe, and cannot wash out the previously generated imbalance (37).

We conclude this section with the following remark. The main goal of this section was to demonstrate that even relatively small \mathcal{CP} -violating coupling (20), (21) of the coherent axion field with quarks (anti-quarks) inside the nuggets (anti-nuggets) generically produces a large effect of order one as a result of a coherent long lasting influence of the axion field on the dynamics of the nuggets. We presented some qualitative arguments expressed by eq. (37) supporting this claim. The numerical results, obtained without a large number of simplifications and presented in Appendix C (see specifically Fig.2) also reinforce the qualitative analysis of this subsection.

The significance of the result (37) is that the disparity between nuggets and anti-nuggets unambiguously implies that our main assumption formulated as eq.(6) is strongly supported by the computations of this section. Needless to say that assumption (6) is essentially equivalent to our generic fundamental consequence (1) of this framework suggesting that the visible and dark matter densities are of the same order of magnitude $\Omega_{\text{dark}} \approx \Omega_{\text{visible}}$ irrespectively to the parameters of the system.

⁵ The decoherence time, t_{dec} is determined by a number of different processes, including the time scale for the axion field to decay into the randomly distributed DM axions, see footnote 13 in [4] for comments on this matter.

⁶ In our numerical studies, we also assume that $a(t)$ never becomes too big which would violate our approximations, and would change the boundary condition imposed by the sign of the chemical potential μ as expressed by eq.(23). We shall make few technical comments in next section VIB on how to proceed with computations if parameter $a(t)$ becomes numerically large and our treatment of $a(t)$ as a small correction is obviously breaks down.

VI. ROBUSTNESS OF THE IMBALANCE BETWEEN NUGGETS AND ANTI-NUGGETS

In this section we would like to argue that the results of previous section V are very robust in a sense that they are not very sensitive to the fundamental parameters of the system such as the axion mass m_a or initial misalignment angle θ_0 . In particular, we shall argue in section VIA that the results of previous section are also insensitive to a large number of technical simplifications we have made in previous section. Furthermore, we also present some arguments in section VIB that the imbalance (37) survives the subsequent evolution of the system at $t > t_{\text{dec}}$ after the axion field loses its coherence.

A. Insensitivity to the axion mass m_a and initial misalignment angle θ_0

First of all, we want to argue that the disparity between nuggets and anti-nuggets expressed by eq. (37) is not very sensitive to the axions mass m_a which itself varies with the temperature in the range $T_a \leq T \leq T_c$ and approaches its final value at the QCD transition at T_c , as explained in section III. As a result of this “insensitivity” of eq. (37) to m_a , the main consequence of the entire framework expressed as eqs. (1) and (6) is also insensitive to the axion mass.

The main reason for this claim is that we are interested in relative ratio (37) between nuggets and anti-nuggets rather than in absolute value $\langle R_{\text{form}} \rangle$ of a nugget which is obviously sensitive to the axion mass as it scales as $\langle R_{\text{form}} \rangle \sim m_a^{-1}$ according to (34). The ratio (37) on other hand is not very sensitive to the absolute value of the axion mass. This feature is manifestly seen on Fig. 2 where two plots for $m_a = 10^{-4}\text{eV}$ and $m_a = 10^{-6}\text{eV}$ are almost identically the same.

To summarize the argument regarding the axion mass: the size of a nugget and its total baryon charge are highly sensitive to axion mass m_a . However, their relative ratio (37), which is equivalent to the basic relation (6), is always of order of one and largely m_a -independent. This basic feature eventually leads to fundamental prediction of this framework, $\Omega_{\text{dark}} \approx \Omega_{\text{visible}}$ which is insensitive to the axion mass m_a , in contrast with conventional mechanisms of the axion production when $\Omega_{\text{dark}} \sim m_a^{-7/6}$, see recent reviews [9–16].

Consequently, we want to argue that the disparity between nuggets and anti-nuggets expressed by eq. (37) is not very sensitive to the initial conditions of the misalignment angle θ_0 . This is because the disparity (37) is determined by parameter $A \simeq \Delta\theta/\pi$ from Eq. (21) which has a meaning of the accumulated changes during a single cycle. The total accumulation of the changes during a large number of cycles is determined by the relation (24) which slowly approaches some constant value a_c irrespectively what was the original misalignment angle θ_0 at the initial time.

In other words, if the initial θ_0 was quite small then it might take a longer period of time before the coefficient $a(t)$ assumes its final value a_c . If the initial θ_0 was sufficiently large, it might take slightly shorter period of time to get to the point when $a(t)$ approaches its finite value (35). However, in all cases the coefficient $a(t)$ approaches the constant value (35) of order one due to the parametrically enhanced factor $\sim R_0 T$ in eq. (24) such that even very tiny initial magnitude of $a(t)$ generates order of one effect due to the long lasting coherent axion field as explained in the text after eq. (37). This behaviour should be contrasted with conventional mechanisms of the axion production when $\Omega_{\text{dark}} \sim \theta_0^2$ is highly sensitive to initial misalignment angle θ_0 , see recent reviews [9–16].

The same argument also applies to the initial T_0 . To be more specific: the final result for the disparity is not very sensitive to the initial temperature T_0 as the relative imbalance (37) is essentially determined by the final value a_c rather than by some dynamical features of the system⁷.

Another important dimensional parameter of the system is viscosity η which, in particularly, enters eq. (31) and determines the frequency of oscillations, $\omega^{(\pm)}$ and effective damping coefficient $\tau^{(\pm)}$ during the evolution. The sizes of the nuggets $R^\pm(t)$ are obviously very sensitive to these parameters $\omega^{(\pm)}, \tau^{(\pm)}$, and therefore, to viscosity η . However, as in our previous discussions, the disparity (37), which is dimensionless parameter measuring the relative sizes on different species is not sensitive to this parameter when computed at the very end of the evolution. In other words, it might take longer (or shorter) period of time for different values of η to get to the final destination determined by eq. (37). However, the numerical value of the disparity (37) always remains the same and determined by parameter a_c when the axion (initially coherent) field is lost its coherence. To demonstrate this feature we present the behaviour of the system for two different values of the viscosity η on Fig. 4. As one can see from the plot, the results are identically the same at the end of the evolution. Formally, it is due to the fact that the viscosity enters the equation with \dot{R} , and therefore it is not really a surprise that the dependence on η diminishes when the system approaches the equilibrium.

It is important to emphasize that the large imbalance in eq. (37) is expressed in terms of a_c which, by definition, represents the difference between initial value of $a(t=0)$ and finite value of $a(t_{\text{dec}})$ at decoherence time t_{dec} when the axion field has lost its coherence. It does not depend on the rate the axion field $\dot{a}(t)$ evolves, as discussed in Appendix C, where corresponding variations

⁷ To avoid confusion, one should comment here that $a_c(T)$ itself *implicitly* depends on the temperature as the axion dynamics is highly sensitive to the temperature. Our claim on “independence” on T_0 refers to *explicit* independence of the disparity (37) on T_0 . Implicit dependence of (37) on temperature through $a_c(T)$ always remains.

are parametrized by parameter s_c . As one can see from Fig. 2 the changes of the parameter s_c do not produce any visible modifications in the final expression for disparity between nuggets and anti-nuggets.

This is quite typical behaviour for all phenomena related to the Berry's phase when the effects normally depend on initial and final conditions rather than on specific dynamical properties of the system. The key element in all our discussions in this subsection is that we are interested in dimensionless ratio (37) between nuggets and anti-nuggets at the end of the evolution, when the sensitivity to all these dimensional parameters diminishes. The adiabatic approximation for the coherent axion field is also an important element in demonstration of this "insensitivity" of the final formula (37) to the parameters of the system.

B. Survival of the imbalance between nuggets and anti-nuggets.

In the previous subsection we argued that disparity (37) which is generated during long lasting evolution of the coherent axion field is not sensitive to the initial conditions, nor to the axion mass m_a . In this subsection we want to argue that the imbalance (37) survives the subsequent evolution of the system at $t > t_{\text{dec}}$ after the axion field loses its coherence on the scale of the Universe as defined in eq. (35), see also footnote 5 with related comment.

The basic argument is that the intensity of the axion field is drastically diminished after t_{dec} . However, the most important fact is not the amplitude of the remaining axion field, but rather its decoherence due to the emission of large number of randomly propagating axions with typical correlation length $\lambda \sim \hbar/(m_a v_a)$ rather than the Universe scale as in case (7). At this moment the coefficient $a \equiv 0$ in all our previous formulae. However, the previously generated imbalance (37) does not disappear, and it cannot be washed out because the coherent axion field (7) cease to exist after t_{dec} . In other words, the nuggets and anti-nuggets will continue to interact with environment by annihilating or accreting the quarks and anti-quarks from outside. However, all these processes are not coherent on the scale of the Universe, and will equally influence both types of species.

We want to elaborate on another question which was previously mentioned in footnote 6 and related to our technical assumption that $a_c < 1$ during the evolution (24). In this case our treatment of $a(t)$ as a marginally small correction is justified. However, our approach obviously breaks down when $a(t)$ becomes large. There is nothing wrong in terms of physics of this evolution with $a(t) > 1$. It is just technical treatment of the problem which requires extra care.

The increase $a(t) > 1$ with time can be interpreted in terms of the original parameter $A \simeq \Delta\theta/\pi$ from Eq. (21) to become numerically large (close to one) as a result

of accumulation of this phase during the long lasting influence of the background axion field. As we mentioned in the text this $U(1)$ phase of the quark field is directly related to the baryon charge, see [4] for further technical details. When this phase becomes order of one the spectrum of states is completely reconstructed which effectively corresponds to the modification of the boundary conditions when the integer coefficient N in formula (4) is replaced by $(N + 1)$. After removing the integer portion from the A to redefine N , the coefficient $A \simeq \Delta\theta/\pi$ from Eq. (21) can be treated as a small parameter again.

In all respects this procedure is like conventional treatment of the angular field $\phi(x)$ when $\phi(x)$ makes a full cycle. The complete description of the system is accomplished by representing $\phi(x)$ in terms of the integer number N and fractional portion $0 \leq \phi < 2\pi$ as a result of periodicity of the angular variable $\phi(x)$. If variable $\phi(x)$ corresponds to a quantum field in quantum field theory (QFT) supporting the topological solitons, this analogy becomes very precise as parameter N corresponds to a specific soliton sector in this QFT model. The fractional portion $\Delta\theta/\pi$ corresponds to the so-called fractionally charged soliton, which is well known construction in QFT, see e.g. [4] with references on the original literature in the given context.

For our specific problem on imbalance between nuggets and anti-nuggets one should emphasize that the disparity (37) holds irrespectively of the behaviour $a(t)$ during the evolution. If $a(t)$ becomes large at some moment of the evolution, the corresponding portion of $a(t)$ counts as a conventional baryon charge N in formula (4) which obviously produces an additional imbalance between different species.

To summarize this section. Our main claim here is that the results obtained above (showing the disparity between nuggets and anti-nuggets) are very robust in a sense that they are not very sensitive to the parameters of the theory, such as the axion mass m_a or the misalignment angle θ_0 . Furthermore, these results are not very sensitive to the detail behaviour of the system. We also argued that the generated imbalance cannot be washed out by consequent evolution of the system. Therefore, the computations of the present work strongly support the assumption (6) which is essentially equivalent to (1).

VII. CONCLUSION AND FUTURE DEVELOPMENT

This work is a natural continuation of the previous studies [4]. The crucial element which was postulated there (without much computational support) is represented by eq. (6). In the present work, we investigate the evolution of domain wall bubbles in the presence of coherent \mathcal{CP} -odd axion field. We conclude that the coupling with the coherent axion eventually leads to significant disparity (37) in size between quark and antiquark nuggets. This provides an essential numerical and ana-

lytical support of eq. (6). We summarize the main results and assumptions of present work as follows:

1. We assume the PQ transition happens before the inflation, such that the axion field θ is correlated in the entire visible universe. Nevertheless, as argued in [4] the so-called $N_{\text{DW}} = 1$ domain walls, interpolating between one and the same physical vacuum, can be formed. This option has been overlooked somehow in previous studies because it had been previously assumed that all types of the domain walls (with no exceptions) can be formed if the PQ transition happens after the inflation. This element plays a key role in our analysis because the \mathcal{CP} -odd axion field is coherent on enormous scales of the entire Universe when the $N_{\text{DW}} = 1$ domain wall bubbles can be also formed.
2. In the presence of a global coherent axion field θ , we argued that a significant disparity (37) between nuggets and anti nuggets will be generated. In other words, we argued that the baryon charges separation effect inevitably occurs as a result of merely existence of the coherent axion field in early Universe. These studies essentially represent an explicit analytical and numerical support of the basic assumption (6) which is equivalent to the fundamental consequence of the framework (1).
3. The accumulated disparity (37) is non-sensitive to the initial conditions, such as θ_0, T_0 , nor to the parameters of the system such as the axion mass m_a , as argued in section VIA.
4. Furthermore, the imbalance (37) between nuggets and anti nuggets is not very sensitive to many dynamical parameters of the system. Rather, it is only sensitive to initial and final values of the axion field when it starts to tilt at $t = 0$ and losses its coherence at moment $t = t_{\text{dec}}$, as argued in section VIB, see also relevant comment in footnote 5. Such a behaviour is, in fact, a typical manifestation of the accumulated Berry's phase in condensed matter physics. We also argued in section VIB that the subsequent evolution of the system cannot wash out the previously generated imbalance between nuggets and anti-nuggets.
5. We avoid any fine-tuning problems as a result of the features of the system listed in items 3 and 4 above. It further supports our basic claim that the ratio $\Omega_{\text{dark}} \approx \Omega_{\text{visible}}$ is a very natural and universal outcome of this framework as both types of matter (DM and visible) are proportional to a single dimensional parameter of the system, Λ_{QCD} . This claim is not sensitive to any specific details of the system.
6. The “baryogenesis” in this framework is replaced by “charge separation” effect as reviewed in [4]. All,

but one, Sakharov's criteria [58] are present in our framework (with exception of an explicit baryon charge violation). Indeed, the \mathcal{C} symmetry is broken spontaneously on the scale of an individual nugget when the chemical potential μ (which is odd value under the \mathcal{C} transformation) is locally generated, as explained in section IIIB. The \mathcal{CP} symmetry is broken globally as a result of the coherent axion field (which is odd under \mathcal{CP} transformation) which generates the imbalance (37) between nuggets and anti nuggets as highlighted in section IIIE, and explained in great details in the present work. The generated disparity (37) cannot be washed out at the later times as a result of the *non-equilibrium* dynamics when the (originally coherent) axion field produces a large number of random DM axions and loses its coherence at time t_{dec} as explained in section VIB.

We want to conclude with few additional thoughts on the future directions within the framework advocated in present work.

It is quite obvious that a much deeper understanding of the QCD phase diagram at $\theta \neq 0$ is essential for any future progress, see Fig. 1. Due to the known “sign problem”, the conventional lattice simulations cannot be used at $\theta \neq 0$. The relevant recent studies [59–62] use a number of “lattice tricks” to evade the “sign problem”. Still, the problem with a better understanding of the phase diagram at $\theta \neq 0$ remains.

Another problem which is worth to be mentioned is related to a deeper understanding of the formation of closed domain-wall bubbles. Presently, very few results are available on this topic. The most relevant for our studies is the observation made in [11] that a small number of closed bubbles are indeed observed in numerical simulations. However, their detail properties (their fate, size distribution, etc) have not been studied yet. A number of related questions such as an estimation of correlation length $\xi(T)$, the generation of the structure inside the domain walls, baryon charge accretion on the bubble, etc, hopefully can be also studied in such numerical simulations.

One more possible direction for future studies from the “wish list” is a development of the QCD-based technique related to the evolution of the nuggets, cooling rates, evaporation rates, annihilation rates, viscosity, transmission/reflection coefficients, etc., in an unfriendly environment with non-vanishing T, μ, θ . All these and many other effects are, in general, equally contribute to our parameters like T_{form} and $c(T)$ at the Λ_{QCD} scale in strongly coupled QCD. Precisely these numerical factors eventually determine the coefficients in the observed relation Eq. (1).

One more possible direction for future studies from the “wish list” is improvement of our current understanding by including the CS gap in computations of the nugget's evolution. Such inclusion can result in a much more precise restriction on the phenomenological parameter $c(T)$

in Eq. (6) relating baryon to nugget ratio (10).

As we reviewed in section II this model which has a single fundamental parameter (the mean baryon number of a nugget $\langle B \rangle \sim 10^{25}$, corresponding to the axion mass $m_a \simeq 10^{-4}$ eV), is consistent with all known astrophysical, cosmological, satellite and ground based constraints as highlighted in II. Furthermore, in a number of cases the predictions of the models are very close to the presently available limits, and very modest improving of those constraints may lead to a discovery of the nuggets. It includes a number of frequency bands already mentioned in section II. Nuggets are also the source for the neutrino emissions. A very modest improvement in the solar neutrino detection may also lead to a discovery of the nuggets, see recent preprint [63].

Last but not least, the discovery of the axion would conclude a long and fascinating journey of searches for this unique and amazing particle conjectured almost 40 years ago, see recent reviews [9–16], and recent proposal [64] on the axion search experiment which is sensitive to the axion amplitude θ itself, in contrast with conventional proposals which are sensitive to $\dot{\theta}$. Such a discovery would be a strong motivation for related searches of “something else” as the axion mass $m_a \simeq 10^{-4}$ is unlikely to saturate the dark matter density observed today.

We advocate the idea that this “something else” is the “quark nuggets”, which can be formed as a result of merely existence of the coherent axion field in early Universe. We advocate the idea that precisely this complementary mechanism leading to the nuggets’s formation from the axion field (along with conventional axion production) could provide the principle contribution to dark matter of the Universe as the relation $\Omega_{\text{dark}} \approx \Omega_{\text{visible}}$ in this framework is not sensitive to the axion mass m_a , nor to the misalignment angle θ_0 as advocated in the present work.

ACKNOWLEDGMENTS

This work was supported in part by the National Science and Engineering Research Council of Canada.

Appendix A: Computations of the $\langle \det \bar{\psi}_L^f \psi_R^f \rangle$

The main goal of this Appendix is to derive formula (15) for the vacuum expectation value $\langle \det \bar{\psi}_L^f \psi_R^f \rangle$ in deconfined phase where the instanton base computations are under complete theoretical control for sufficiently large T , which is precisely the region where the axion field starts to roll and the domain wall network starts to form. In context of the present work the generation of this condensate unambiguously implies that the ground state is \mathcal{P} and \mathcal{CP} odd as a result of the axion field θ given by (7) which is coherent on enormous scale at this period of the time evolution. One should emphasize that the θ dependence enters through the non-perturbative

dynamics in deconfined regime. As it is well-known the θ dependence cannot enter the dynamics on the level of perturbation theory.

We use the standard formula for the instanton density at one-loop order [65–67]

$$n(\rho) = C_N (\beta(\rho))^{2N} \rho^{-5} \exp[-\beta(\rho)] \times \exp[-(N_f \mu^2 + \frac{1}{3}(2N + N_f) \pi^2 T^2) \rho^2], \quad (\text{A1})$$

where

$$C_N = \frac{0.466 e^{-1.679N} 1.34^{N_f}}{(N-1)!(N-2)!},$$

$$\beta(\rho) = -b \log(\rho \Lambda_{QCD}), \quad b = \frac{11}{3}N - \frac{2}{3}N_f.$$

This formula contains, of course, the standard instanton classical action $\exp(-8\pi^2/g^2(\rho)) \sim \exp[-\beta(\rho)]$ which however is hidden as it is expressed in terms of Λ_{QCD} rather than in terms of coupling constant $g^2(\rho)$. This non-analytical dependence $\exp(-8\pi^2/g^2)$ explicitly shows non-analytical and non-perturbative nature of the condensate $\langle \det \bar{\psi}_L^f \psi_R^f \rangle$ to be computed below based on expression (A1).

We inserted the chemical potential $\mu = \mu_B/N$ along with temperature T into this expression to demonstrate that the instanton density becomes exponentially small for sufficiently large T which explains the justification of the dilute instanton gas approximation in this regime.

The computation of condensate $\langle \det \bar{\psi}_L^f \psi_R^f \rangle$ is reduced to the following expression

$$\langle \det \bar{\psi}_L^f \psi_R^f \rangle = e^{i\theta(t)} \int d\rho n(\rho) d^4x \prod_i^{N_f} \frac{2\rho^3}{\pi^2 [x^2 + \rho^2]^3} \quad (\text{A2})$$

where we keep only zero modes in the chiral limit⁸, assuming that in the dilute gas approximation (which is justified for sufficiently large T as we mentioned above) all other mode contributions is suppressed by factor $m_q \rightarrow 0$. The integration over d^4x corresponds to the integration over the instanton center at point x .

Important point here is that the axion field θ explicitly enters the expression (A2), such that the condensate violates \mathcal{P} and \mathcal{CP} symmetries in the ground state. Another important comment is that the integral $\int d\rho$ is convergent, and for sufficiently large T the expression (A2) represents the dominant contribution for this non-perturbative vacuum condensate. It is important to emphasize that the condensate $\langle \det \bar{\psi}_L^f \psi_R^f \rangle$ does not vanish⁹

⁸ It is known that the zero modes explicitly depend on the chemical potential, see e.g. review [67]. We neglect these minor corrections for our estimates in the present work.

⁹ In fact, this unique feature for this condensate $\langle \det \bar{\psi}_L^f \psi_R^f \rangle$ in the chiral limit motivated a proposal to view the vacuum condensate $\langle \det \bar{\psi}_L^f \psi_R^f \rangle$ as an order parameter to study the phase transition to the conformal window in the limit of large N and finite $N_f/N \sim 1$, see [57] for references and details.

in the chiral limit $m_q \rightarrow 0$, in contrast with partition function itself \mathcal{Z} which vanishes as $\mathcal{Z} \sim m_q^{N_f}$. The topological susceptibility $\chi \sim \partial^2 \mathcal{Z} / \partial \theta^2$, as well as the axion mass $m_a^2 \sim \chi \sim m_q^{N_f}$ also vanish in the chiral limit¹⁰.

After integration over d^4x one arrives to the following expression

$$\langle \det \bar{\psi}_L^f \psi_R^f \rangle = \frac{\pi^2 \cdot e^{i\theta(t)}}{(3N_f - 1)(3N_f - 2)} \int d\rho n(\rho) \rho^4 \left(\frac{2}{\pi^2 \rho^3} \right)^{N_f},$$

where $n(\rho)$ is defined as before by eq.(A1). The combination $\int d\rho n(\rho) \rho^4$ is dimensionless while the dimension of the operator $\langle \det \bar{\psi}_L^f \psi_R^f \rangle \sim \langle \rho \rangle^{-3N_f} \sim (\text{MeV})^{3N_f}$ as it should. After integration over the instanton sizes $d\rho$ one arrives

$$\langle \det \bar{\psi}_L^f \psi_R^f \rangle \sim e^{i\theta(t)} \Lambda_{QCD}^{3N_f} \left(\frac{\Lambda_{QCD}}{T} \right)^{\frac{11}{3}(N - N_f)} \quad (\text{A3})$$

where for simple estimates we neglected all $(\log \rho)^n$ and all numerical factors in the integrand as they do not play any essential role in the present work. This formula is precisely the expression (15) we used in the main text.

Appendix B: Technical details

This appendix is devoted to derivation of the pressure term given by Eq. (27). It played an important role in our analysis in section V A. The basic idea is to use the net baryon charge conservation given by in Eq. (25), and relate the radius of a domain wall bubble to its chemical potential, similar to the procedure we used in our previous studies in [4]. The new element now is the extra term $\sim a$ due to the background axion field which has different signs for the nuggets and anti-nuggets. The relevant formula reads,

$$\begin{aligned} x^2 &\simeq \left(\frac{T_0}{T} \right)^2 \frac{I_2^{(\pm)}(0)}{I_2^{(\pm)}(b)} \left[1 \mp \frac{AR_0 T}{3\pi} x \cdot \frac{I_3^{(\pm)}(b)}{I_2^{(\pm)}(b)} \right] \\ &\simeq \left(\frac{T_0}{T} \right)^2 \frac{I_2^{(\pm)}(0)}{I_2^{(\pm)}(b)} \left[1 \mp \frac{2}{3} ax \left(\frac{3}{2} + \frac{2}{3} \sqrt{I_2^{(\pm)}(b)} \right) \right], \end{aligned} \quad (\text{B1})$$

where $x = R/R_0$, and $a = AR_0 T / 2\pi$ as defined in Eq. (24). In the second step, we use the approximated relation $I_3(b)/I_2(b) \simeq \frac{3}{2} + \frac{2}{3} \sqrt{I_2(b)}$, see Appendix D.

Our next step is to approximate and simplify $I_2^\pm(b)$ by expanding it with respect to small parameter a . We keep the linear terms only as a is assumed to be numerically

small parameter, i.e.

$$\begin{aligned} I_2^{(\pm)}[b(R)] &\simeq \left(\frac{T_0}{T} \right)^2 \frac{I_2(0)}{x^2} \left[1 \mp \left(\frac{4 T_0}{9 T} \sqrt{\frac{\pi^2}{12} + x} \right) a \right] \\ &\equiv f^{(\pm)}(R). \end{aligned} \quad (\text{B2})$$

We introduce a special notations for this combination of (R, a, T) by introducing a function $f^{(\pm)}(R)$, which enters formula Eq. (27) in the main text. This function is very useful because every higher order Fermi integrals $I_n(b)$ (and some simple polynomial functions) can be well approximated in terms of function of $I_2(b)$, see Appendix D. This property allows us to rewrite all terms of chemical potential $b = |\mu|/T$ into simple function of radius R using the relation (B2).

To conclude this Appendix we want to alert the readers that the definition of $f^{(\pm)}(R)$ introduced above is slightly different from $f(R)$ introduced in our previous work [4]. While the two functions play a similar role in the analysis, they are not identically the same even in the limit $a = 0$. In the present work $f^{(\pm)}(R)$ is defined as $I_2[b(R)]$, while in the previous work it is defined as $f(R) \equiv I_2[b(R)] - \pi^2/6$. We opted to use a new definition (B2) in the present work because it produces much better accuracy with the approximations and simplifications for the Fermi integrals adopted in the present work. In fact the accuracy of present work is order $\pm 5\%$ which should be compared with typical accuracy $\sim 20\%$ from the previous work [4] when similar approximations are made.

Appendix C: Numerical results supporting (37).

Our goal here is to solve the equation (26) without using a large number of simplifications and approximations of Section V. Let us remind that the goal of Section V was to make a qualitative analysis leading to (37), rather than a precise quantitative description. In this Appendix we use the exact form of Fermi integrals. Furthermore, we also keep the contribution $\sim E_B \theta(b - b_1)$ in (27) which was neglected in our qualitative analysis in Section V. As we shall see below, the numerical studies of this Appendix strongly support the qualitative analysis presented in Section V and specifically the basic result (37) demonstrating the disparity between nuggets and anti nuggets due to the interaction with coherent axion field.

The parameter $a(t)$ was introduced in eq. (24) to describe the accumulation of \mathcal{CP} -odd effects as the result of evolution of the nuggets in the background of axion field. As discussed in Sec. V A, $a(t)$ is a monotonically increasing function of time. Essentially, this behaviour corresponds to the axion potential which becomes more and more tilted with time as the axion mass $m_a(T)$ is increasing when the temperature slowly approaches the transition value T_c from above. When the axion potential becomes more tilted the corresponding rate of the

¹⁰ At low temperatures $T \simeq 0$ the corresponding features are quite different because the chiral condensate $\langle \bar{\psi}_L^f \psi_R^f \rangle \neq 0$, and also because in the $U(1)_A$ channel there are no massless degrees of freedom as the η' is massive state.

axion's emission also increases. It obviously leads to the decay of the axion amplitude θ as the energy from the coherent axion field (7) is transferred to the propagating axions. This effect of diminishing of the axion field is parametrized by A in eq. (21) which precisely describes the decreasing of the axion amplitude during a single cycle. At some moment t_{dec} in this evolution the axion field losses its coherence approaching its critical value a_c as described in the text, see eq. (35) and footnote 5. At this moment the axion field may still produce the axions, but it cannot not lead to any coherent (on the scale of the Universe) changes such as (37).

In the numerical studies below, we concentrate only on computation of the disparity (37) while the background approximation (24) remains valid. The generalization of this result on the case when the critical value a_c becomes large is straightforward and discussed in Section VIB.

Therefore, we model $a(t)$ to be increasing with time from zero and (smoothly) stops at some cutoff value $a_c \leq 1$ corresponding to the decoherence moment t_{dec} , i.e.

$$a(s) = a_c \tanh\left(\frac{s}{s_c}\right), \quad s \equiv t/R_0 \quad (\text{C1})$$

where a_c and s_c serve as two free parameters. For convenience in numerical computation, we use the “rescaled” time $s \equiv t/R_0$ in this appendix. The parameter a_c is defined by (35) and corresponds to the moment when the axion field loses its coherence as explained above and in footnote 5. The parameter s_c describes the rate the parameter $a(t)$ changes with time.

As manifested in numerical evaluation, the final effects of the disparity (37) do not depend on what the exact model for $a(t)$ is. More specifically, the rate of the variation of $a(t)$ does not affect the final magnitude of the disparity between two species. Here we model it as the hyperbolic tangent form just for the convenience of numerical calculations. In the model (C1), we describe the critical point using the cutoff a_c . As one can see from Fig. 2, the final disparity effects do not depend on parameter s_c , but only depend on the value of a_c when the coherence of the axion field is lost. The Fig. 2 also shows that the disparity effects do not depend on the axion mass m_a , in agreement with our arguments in Section VIA.

The disparity effects also do not depend on the viscosity η . To support this claim we did two different computations with different values of viscosity. The first choice is motivated by our previous studies [4] where we used $\eta \simeq m_\pi^3$ which has been computed in different models under different conditions in refs [68, 69]. It is known that the viscosity is in fact is somewhat larger in the region of sufficiently high temperature. Therefore, as the second choice we use the holographic arguments of ref. [70] suggesting that η could be one order of magnitude larger than conventional perturbative QCD predicts (we use factor 8.4 in our numerical computations). One can explicitly see from Fig. 4 that the final destination for the disparity effects do not depend on the viscosity, in agreement with general arguments of Section VIA.

TABLE I: Table for some numerical parameters

Quantity	Value	QCD units ($m_\pi = 1$)
flavours N_f	2	2
colors N_c	3	3
degeneracy factor (in) g^{in}	12	12
degeneracy factor (out) g^{out}	37	37
bag constant E_B	(150 MeV) ⁴	1.5
“squeezer” parameter μ_1	330 MeV	2.4
initial temperature T_0	200 MeV	1.5
QCD viscosity η [68, 69]	0.002 GeV ³	1
QCD viscosity η [70]	0.02 GeV ³	8.4
axion decay constant f_a	10 ¹⁰ GeV	7.4×10^{10}
mass of axion m_a	10 ⁻⁴ eV	7×10^{-13}
mass of axion m_a	10 ⁻⁶ eV	7×10^{-15}
domain wall tension $\sigma(m_a \sim 10^{-4} \text{eV})$	$9 \times 10^5 \text{ GeV}^3$	3.7×10^8
domain wall tension $\sigma(m_a \sim 10^{-6} \text{eV})$	$9 \times 10^7 \text{ GeV}^3$	3.7×10^{10}
initial radius $R_0 \sim m_a^{-1}$	0.2 cm	1.4×10^{12}
initial radius $R_0 \sim m_a^{-1}$	20 cm	1.4×10^{14}

We summarize the numerical values of other parameters and constants needed in calculations in Table. I. We choose initial temperature T_0 as 200 MeV. The (anti)nuggets evolves in the background axion field from 200 MeV to the QCD transition temperature 170 MeV, and we can safely take the temperature as a constant, $T/T_0 \simeq 1$.

In Fig. 2a, we draw 2×2 subfigures ¹¹, for $m_a \simeq (10^{-4}, 10^{-6}) \text{ eV}$, $a_c = (0.1, 0.5)$ and we set the parameter $s_c = 10^{-2}$. We set the viscosity as $\eta = 8.4 m_\pi^3$. The Fig. 2b is the same as the Fig. 2a but with a different parameter $s_c = 10^{-5}$. The blue and orange lines represent the evolution of $R^-(s)$ and $R^+(s)$ respectively. The difference between these two kinds of lines is the accumulated disparity effects. Comparing Fig. 2a with Fig. 2b, we see that changing s_c will not affect the disparity effects. This verifies that the difference between two kinds of nuggets is non-sensitive to how a increases, fast or slow. In Fig. 2a or Fig. 2b, comparing the four subfigures horizontally with a_c fixed and m_a varied, we see that the disparity effects are independent of m_a . This supports the arguments in Section VIA that the disparity effects are non-sensitive to the mass of ax-

¹¹ To make the numerical computations solvable and the pattern of oscillations in Fig. 2 visible, here we adopt the rescaled QCD viscosity $\tilde{\eta} = 10^9 \eta$, following Ref. [4]. This will not change any important results that we care about, like the formation radius of (anti)nuggets R_{form}^\pm . The advantage is that this adoption will greatly “shorten” the evolution time and therefore make the numerical computations feasible. Correspondingly we add an extra factor 10^{-9} in the horizontal label in Fig. 2. Otherwise if we directly use the value of η , Fig. 2 should be 9 orders of magnitude longer than shown.

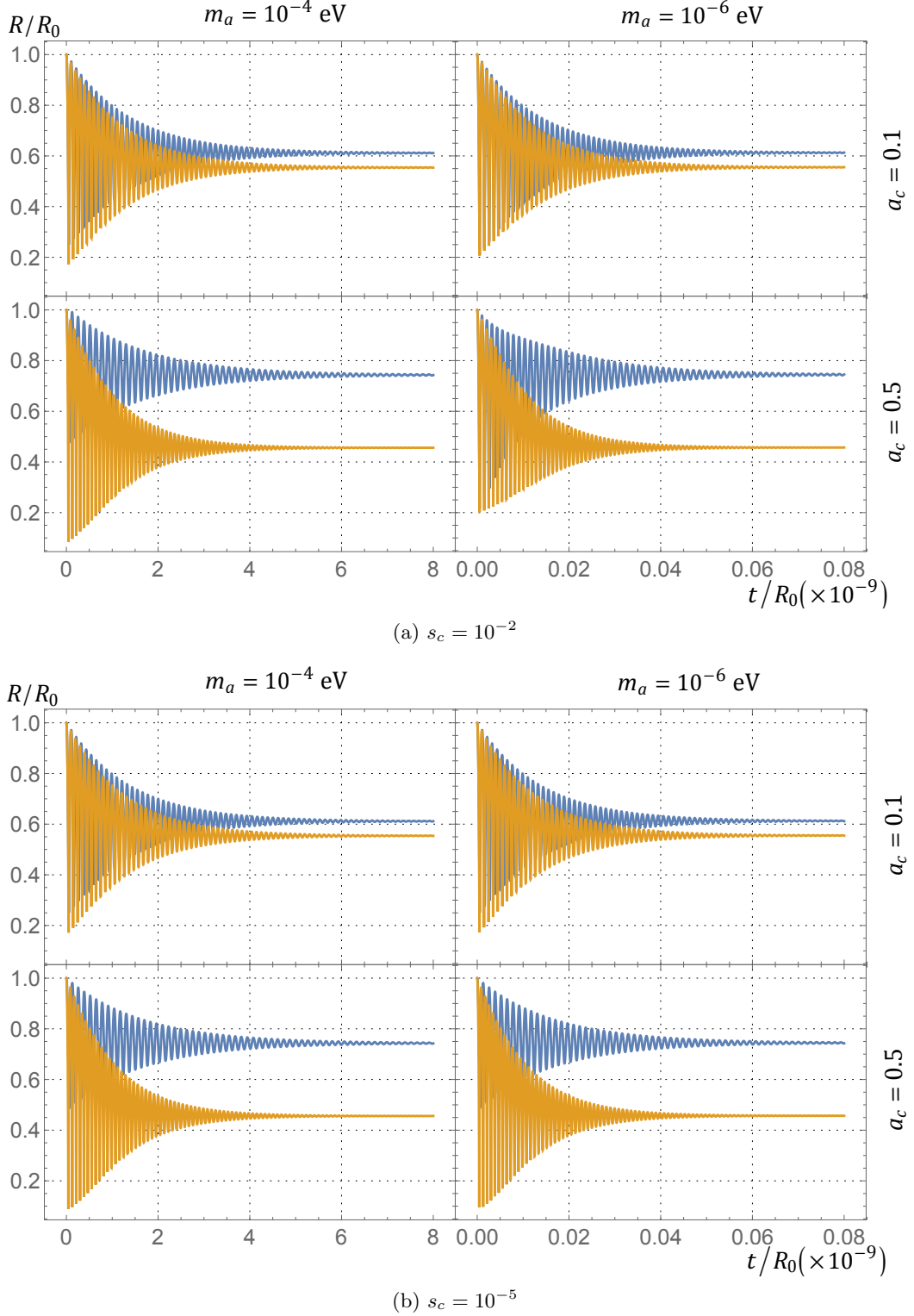


FIG. 2: Numerical solutions of (anti)nuggets evolving in the background of axion field before QCD transition. The blue and orange lines represent the evolutions of $R^-(s)$ and $R^+(s)$ respectively. We plot the upper four subfigures in (a) with $s_c = 10^{-2}$ and the lower four subfigures in (b) with $s_c = 10^{-5}$. The numerical values of parameters m_a and a_c that we use in calculating each subfigure can be seen in the upper edge and right edge of the graph.

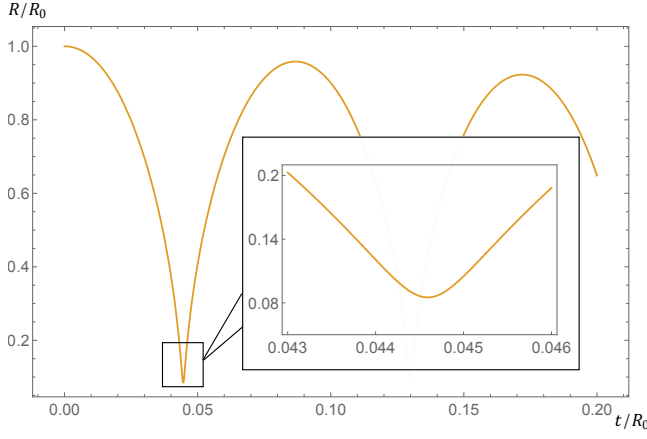


FIG. 3: The first few oscillations of R^+ in the lower left subfigure of Fig. 2. We choose this as an example to show that there is no cuspy problem.

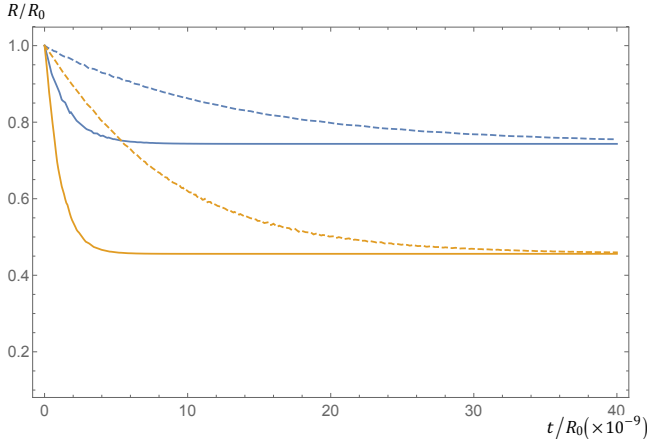


FIG. 4: Dependence on viscosity η . Amplitudes of R^+ (blue) and R^- (orange) are plotted. The solid lines correspond to $\eta = 8.4m_\pi^3 (\times 10^9)$, and the dashed lines correspond to $\eta = 1.0m_\pi^3 (\times 10^9)$. Here parameters $m_a = 10^{-4}$ eV and $s_c = 10^{-5}$ are chosen.

ion. Then we compare the four subfigures vertically with a_c varied and m_a fixed. We see that the disparity effects are determined by a_c rather than other parameters. For $a_c = 0.1$, we see that $\Delta R_{\text{form}} = |R_{\text{form}}^+ - R_{\text{form}}^-| \simeq 0.06$ and $\langle R_{\text{form}} \rangle = \frac{1}{2} |R_{\text{form}}^+ + R_{\text{form}}^-| \simeq 0.6$, consistent with the analytical relation (36) in Section V. For $a_c = 0.5$, $\Delta R_{\text{form}} \simeq 0.3$ and $\langle R_{\text{form}} \rangle \simeq 0.6$, again consistent with the relation (36).

We also notice that the oscillations shown on Fig. 2 are very sharp. But these seemingly cuspy behaviour is in fact quite smooth on the QCD scale. To see this, we zoom in the first few oscillations of R^+ in the lower left subfigure of Fig. 2a, and plot it in Fig. 3. We see that the duration of “cusp” is $\delta t_{\text{cusp}} \sim 10^{-3} R_0$, which is much longer than the QCD scale $\delta t_{\text{cusp}} \gg \Lambda_{\text{QCD}}^{-1}$. One should

also add that the oscillation frequency is not sensitive to the viscosity η according to eq. (31b). Therefore, our comment about “non-cuspy” behaviour remains unaffected as the time scale of a single oscillation (and therefore δt_{cusp}) is not sensitive to the viscosity η .

Appendix D: Fermi integrals

We now study some more details on the Fermi integral of the following form:

$$I_n(b) = \int_0^\infty \frac{dx \cdot x^{n-1}}{e^{x-b} + 1}. \quad (\text{D1})$$

Such integrals can be exactly solved in terms of the so-called “polylog” function of degree n :

$$\text{Li}_n(z) = \sum_{k=1}^\infty \frac{1}{k^n} z^k. \quad (\text{D2})$$

Specifically, we obtain the following exact solution:

$$I_n(b) = -\Gamma(n) \text{Li}_n(-e^b). \quad (\text{D3})$$

where $\Gamma(n)$ is the gamma function. Also, one may find the polylog function satisfies following property when doing derivation:

$$\frac{d}{db} \text{Li}_n(-e^b) = \text{Li}_{n-1}(-e^b). \quad (\text{D4})$$

This property implies a useful relation between different I_n ’s:

$$\frac{d}{db} I_n(b) = (n-1) I_{n-1}(b). \quad (\text{D5})$$

For $b \geq 0$, we sometimes prefer to approximate $I_n(b)$ in terms of “basic” functions:

$$I_1(b) = \ln(1 + e^b) \quad (\text{Exact}) \quad (\text{D6a})$$

$$I_2(b) \simeq \frac{\pi^2}{6} + \frac{1}{2} b^2 - \frac{\pi^2}{12} e^{-b} \quad (\pm 2\%) \quad (\text{D6b})$$

$$I_3(b) \simeq \frac{\pi^2}{3} b + \frac{1}{3} b^3 + \frac{3}{2} \zeta(3) \cdot e^{-b} \quad (\pm 2\%) \quad (\text{D6c})$$

$$I_4(b) \simeq \frac{7\pi^4}{60} + \frac{\pi^2}{2} b^2 + \frac{1}{4} b^4 - \frac{7\pi^4}{120} e^{-b} \quad (\pm 3\%) \quad (\text{D6d})$$

All approximations are highly accurate within $\pm 3\%$ uncertainty. Other useful approximations can be writing higher order $I_n(b)$ in terms of $I_2(b)$. For examples,

$$\frac{I_3(b)}{I_2(b)} \simeq \frac{3}{2} + \frac{2}{3} \sqrt{I_2(b)} \quad \left(\underbrace{(\pm 5\%)}_{b \leq 5}; \underbrace{(\pm 10\%)}_{b \leq 10} \right). \quad (\text{D7})$$

Note that $\mu_{\max} \simeq 500$ MeV is the critical upper limit of QCD cutoff and $T \gtrsim 170$ MeV before QCD transition, thus $b \lesssim 3$ is the full applicable domain in this present work of study. A similar approximation for $I_4(b)$ is

$$I_4(b) \simeq 2\pi I_2(b) + (I_2(b))^2 \quad (\pm 3\%) \quad (D8)$$

$b \leq 10$

Also, before transition, $T \gtrsim 170$ MeV. Thus, this approximation is within 5% of error since $b \lesssim 3$. Also, near the

transition $T \lesssim 220$ MeV, we can also approximate

$$b^2 \simeq 2.92 + 2I_2(b) \quad (\pm 3\%) \quad (D9)$$

$b \geq 1.5$

which is a valid approximation for $\mu > \mu_1 \simeq 330$ MeV.

-
- [1] A. R. Zhitnitsky, JCAP **0310**, 010 (2003) [[hep-ph/0202161](#)].
 - [2] D. H. Oaknin and A. Zhitnitsky, Phys. Rev. D **71**, 023519 (2005) [[hep-ph/0309086](#)].
 - [3] E. Witten, Phys. Rev. D **30**, 272 (1984).
 - [4] X. Liang and A. Zhitnitsky, Phys. Rev. D **94**, 083502 (2016) [[arXiv:1606.00435](#) [hep-ph]].
 - [5] Y. Aoki, G. Endrodi, Z. Fodor, S. D. Katz and K. K. Szabo, Nature **443**, 675 (2006) [[hep-lat/0611014](#)].
 - [6] R. D. Peccei and H. R. Quinn, Phys. Rev. D **16**, 1791 (1977);
S. Weinberg, Phys. Rev. Lett. **40**, 223 (1978);
F. Wilczek, Phys. Rev. Lett. **40**, 279 (1978).
 - [7] J.E. Kim, Phys. Rev. Lett. **43** (1979) 103;
M.A. Shifman, A.I. Vainshtein, and V.I. Zakharov, Nucl. Phys. **B166** (1980) 493(KSVZ-axion).
 - [8] M. Dine, W. Fischler, and M. Srednicki, Phys. Lett. **B104** (1981) 199;
A.R. Zhitnitsky, Yad.Fiz. **31** (1980) 497; Sov. J. Nucl. Phys. **31** (1980) 260 (DFSZ-axion).
 - [9] K. van Bibber and L. J. Rosenberg, Phys. Today **59N8**, 30 (2006);
 - [10] S. J. Asztalos, L. J. Rosenberg, K. van Bibber, P. Sikivie, K. Zioutas, Ann. Rev. Nucl. Part. Sci. **56**, 293-326 (2006).
 - [11] Pierre Sikivie, [arXiv:0610440v2](#) [astro-ph].
 - [12] G. G. Raffelt, Lect. Notes Phys. **741**, 51 (2008) [[hep-ph/0611350](#)].
 - [13] P. Sikivie, Int. J. Mod. Phys. A **25**, 554 (2010) [[arXiv:0909.0949](#) [hep-ph]].
 - [14] L. J. Rosenberg, Proc. Nat. Acad. Sci. (2015),
 - [15] P. W. Graham, I. G. Irastorza, S. K. Lamoreaux, A. Lindner and K. A. van Bibber, Ann. Rev. Nucl. Part. Sci. **65**, 485 (2015) [[arXiv:1602.00039](#) [hep-ex]].
 - [16] A. Ringwald, [arXiv preprint](#) (2016) [[arXiv:1612.08933](#) [hep-ph]].
 - [17] D. Budker, P. W. Graham, M. Ledbetter, S. Rajendran and A. Sushkov, Phys. Rev. X **4**, no. 2, 021030 (2014) [[arXiv:1306.6089](#) [hep-ph]].
 - [18] P. W. Graham and S. Rajendran, Phys. Rev. D **88**, 035023 (2013) [[arXiv:1306.6088](#) [hep-ph]].
 - [19] G. Rybka, A. Wagner, A. Brill, K. Ramos, R. Percival and K. Patel, Phys. Rev. D **91**, no. 1, 011701 (2015) [[arXiv:1403.3121](#) [physics.ins-det]].
 - [20] P. Sikivie, N. Sullivan and D. B. Tanner, Phys. Rev. Lett. **112**, no. 13, 131301 (2014) [[arXiv:1310.8545](#) [hep-ph]].
 - [21] C. Beck, Phys. Rev. Lett. **111**, 231801 (2013), [[arXiv:1309.3790](#) [hep-ph]].
 - [22] Y. V. Stadnik and V. V. Flambaum, Phys. Rev. D **89**, no. 4, 043522 (2014) [[arXiv:1312.6667](#) [hep-ph]].
 - [23] P. Sikivie, Phys. Rev. Lett. **113**, no. 20, 201301 (2014) [[arXiv:1409.2806](#) [hep-ph]].
 - [24] B. T. McAllister, S. R. Parker and M. E. Tobar, Phys. Rev. Lett. **116**, no. 16, 161804 (2016) Erratum: [Phys. Rev. Lett. **117**, no. 15, 159901 (2016)] [[arXiv:1512.05547](#) [hep-ph]].
 - [25] C. T. Hill, Phys. Rev. D **91**, no. 11, 111702 (2015) [[arXiv:1504.01295](#) [hep-ph]].
 - [26] C. T. Hill, Phys. Rev. D **93**, no. 2, 025007 (2016) [[arXiv:1508.04083](#) [hep-ph]].
 - [27] Y. Kahn, B. R. Safdi and J. Thaler, Phys. Rev. Lett. **117**, no. 14, 141801 (2016) [[arXiv:1602.01086](#) [hep-ph]].
 - [28] R. Barbieri *et al.*, [arXiv:1606.02201](#) [hep-ph].
 - [29] A. Arvanitaki and A. A. Geraci, Phys. Rev. Lett. **113**, no. 16, 161801 (2014) [[arXiv:1403.1290](#) [hep-ph]].
 - [30] A. Zhitnitsky, Phys. Rev. D **74**, 043515 (2006) [[astro-ph/0603064](#)].
 - [31] R. Kitano and N. Yamada, JHEP **1510**, 136 (2015) [[arXiv:1506.00370](#) [hep-ph]].
 - [32] C. Bonati, M. D'Elia, M. Mariti, G. Martinelli, M. Mesiti, F. Negro, F. Sanfilippo and G. Villadoro, JHEP **1603**, 155 (2016) [[arXiv:1512.06746](#) [hep-lat]].
 - [33] S. Borsanyi *et al.*, Nature **539**, no. 7627, 69 (2016) [[arXiv:1606.07494](#) [hep-lat]].
 - [34] P. Petreczky, H. P. Schadler and S. Sharma, Phys. Lett. B **762**, 498 (2016) [[arXiv:1606.03145](#) [hep-lat]].
 - [35] D. H. Oaknin and A. R. Zhitnitsky, Phys. Rev. Lett. **94**, 101301 (2005), [arXiv:hep-ph/0406146](#).
 - [36] A. Zhitnitsky, Phys. Rev. D **76**, 103518 (2007), [arXiv:astro-ph/0607361](#).
 - [37] K. Lawson and A. R. Zhitnitsky, JCAP **0801**, 022 (2008), [arXiv:0704.3064](#) [astro-ph].
 - [38] M. M. Forbes, K. Lawson and A. R. Zhitnitsky, Phys. Rev. D **82**, 083510 (2010) [[arXiv:0910.4541](#) [astro-ph.GA]].
 - [39] M. M. Forbes and A. R. Zhitnitsky, JCAP **0801**, 023 (2008) [[astro-ph/0611506](#)].
 - [40] M. M. Forbes and A. R. Zhitnitsky, Phys. Rev. D **78**, 083505 (2008) [[arXiv:0802.3830](#) [astro-ph]].
 - [41] K. Lawson and A. R. Zhitnitsky, Phys. Lett. B **724**, 17 (2013) [[arXiv:1210.2400](#) [astro-ph.CO]].
 - [42] K. Lawson and A. R. Zhitnitsky, Phys. Lett. B **757**, 376 (2016) [[arXiv:1510.02092](#) [astro-ph.GA]].
 - [43] P. Sikivie, Phys. Rev. Lett. **48** (1982) 1156;
A. Vilenkin and A.E. Everett, Phys. Rev. Lett. **48** (1982) 1867.

- [44] M. M. Forbes and A. R. Zhitnitsky, JHEP **0110**, 013 (2001) [[arXiv:hep-ph/0008315](#)].
- [45] G. Gabadadze and M.A. Shifman, Phys. Rev.D **62**(2000)114003 [[arXiv:hep-ph/0007345](#)].
- [46] D. T. Son, M. A. Stephanov and A. R. Zhitnitsky, Phys. Rev. Lett. **86**, 3955 (2001) [[hep-ph/0012041](#)].
- [47] T.W.B. Kibble, J. Phys. A9, 1387 (1976); W. Zurek, Nature **317**, 505 (1985)
- [48] W. Zurek, Phys. Rep. **276**, 177 (1996)
- [49] A. Vilenkin, E.P.S. Shellard, “Cosmic strings and other topological defects”, Cambridge University Press, 1994
- [50] S. Chang, C. Hagmann and P. Sikivie, Phys. Rev. D **59**, 023505 (1999) [[hep-ph/9807374](#)].
- [51] O. Wantz and E. P. S. Shellard, Phys. Rev. D **82**, 123508 (2010) [[arXiv:0910.1066](#) [astro-ph.CO]].
O. Wantz and E. P. S. Shellard, Nucl. Phys. B **829**, 110 (2010) [[arXiv:0908.0324](#) [hep-ph]].
- [52] T. Hiramatsu, M. Kawasaki, K. Saikawa and T. Sekiguchi, Phys. Rev. D **85**, 105020 (2012) Erratum: [Phys. Rev. D **86**, 089902 (2012)] [[arXiv:1202.5851](#) [hep-ph]].
- [53] M. Kawasaki, K. Saikawa and T. Sekiguchi, Phys. Rev. D **91**, no. 6, 065014 (2015) [[arXiv:1412.0789](#) [hep-ph]].
- [54] J. Preskill, M. B. Wise, and F. Wilczek, Phys.Lett. **B120**, 127 (1983);
L. Abbott and P. Sikivie, Phys.Lett. B **120**, 133 (1983);
M. Dine and W. Fischler, Phys.Lett. B **120**, 137 (1983).
- [55] M. G. Alford, A. Schmitt, K. Rajagopal and T. Schäfer, Rev. Mod. Phys. **80**, 1455 (2008) [[arXiv:0709.4635](#) [hep-ph]].
- [56] K. Rajagopal and F. Wilczek, In *Shifman, M. (ed.): At the frontier of particle physics, vol. 3* 2061-2151 [[hep-ph/0011333](#)].
- [57] A. R. Zhitnitsky, Nucl. Phys. A **921**, 1 (2014) [[arXiv:1308.0020](#) [hep-ph]].
- [58] A. D. Sakharov, JETP Lett. **5**, 24 (1967).
- [59] M. D’Elia and F. Negro, Phys. Rev. D **88**, no. 3, 034503 (2013) [[arXiv:1306.2919](#) [hep-lat]].
- [60] C. Bonati, M. D’Elia, H. Panagopoulos and E. Vicari, Phys. Rev. Lett. **110**, no. 25, 252003 (2013) [[arXiv:1301.7640](#) [hep-lat]].
- [61] C. Bonati, JHEP **1503**, 006 (2015) [[arXiv:1501.01172](#) [hep-lat]].
- [62] C. Bonati, M. D’Elia and A. Scapellato, Phys. Rev. D **93**, no. 2, 025028 (2016) [[arXiv:1512.01544](#) [hep-lat]].
- [63] K. Lawson and A. R. Zhitnitsky, [arXiv:1510.07646](#) [astro-ph.HE].
- [64] C. Cao and A. Zhitnitsky, [arXiv:1702.00012](#) [hep-ph].
- [65] G. ’t Hooft, Phys. Rev. D **14**, 3432 (1976).
- [66] T. Schafer and E. V. Shuryak, Rev. Mod. Phys. **70**, 323 (1998).
- [67] R. Rapp, T. Schfer, E. V. Shuryak and M. Velkovsky, Annals Phys. **280**, 35 (2000) [[hep-ph/9904353](#)].
- [68] P. B. Arnold, G. D. Moore and L. G. Yaffe, JHEP **0011**, 001 (2000) [[hep-ph/0010177](#)].
- [69] Jiunn-Wei Chen and Eiji Nakano. Phys. Lett. B **647**, 371 (2007).
- [70] P. K. Kovtun, D. T. Son, and A. O. Starinets, Phys. Rev. Lett. **94**, 111601 (2005) [[arXiv:hep-th/0405231v2](#)]