

Phase ordering kinetics of a nonequilibrium exciton-polariton condensate

Michał Kulczykowski and Michał Matuszewski

Instytut Fizyki Polskiej Akademii Nauk, Aleja Lotników 32/46, 02-668 Warsaw, Poland

We investigate the process of coarsening via annihilation of vortex-antivortex pairs, following the quench to the condensate phase in a nonresonantly pumped polariton system. We find that the late-time dynamics is an example of universal phase ordering kinetics, characterized by scaling of correlation functions in time. Depending on the parameters of the system, the evolution of the characteristic length scale $L(t)$ can be the same as for the two-dimensional XY model, described by a power law with the dynamical exponent $z \approx 2$ and a logarithmic correction, or $z \approx 1$ which agrees with previous studies of conservative superfluids.

PACS numbers: 71.36.+c, 64.60.Ht, 78.67.-n

I. INTRODUCTION

One of the major achievements of statistical physics is the ability to describe complex systems of many particles with a limited set of variables describing their collective behavior. The universality of phase transitions is a particularly striking example of such reduction, where the multitude of physical models is divided into a finite number of universality classes characterized by certain symmetry properties and critical scaling laws. Phase transitions from disordered to ordered states are often accompanied by the creation of defects, such as domain walls, vortices or strings¹. In most realistic situations, these defects subsequently decay in time, and the system undergoes gradual phase ordering or coarsening². In this nonequilibrium, late-time stage of dynamics, physical systems frequently exhibit universality characterized by a single length scale $L(t)$ that dictates the temporal evolution of all relevant quantities, such as correlation functions. The knowledge of symmetries and the character of the dominant coarsening process is sufficient to determine the evolution of this length scale. The theory of universal coarsening has been successfully applied to a wide variety of systems, from metallurgy and phase separation of fluids^{3,4} to biological systems and opinion dynamics⁵.

Recently, the classical concept of phase ordering kinetics was extended to the quantum realm in studies of atomic Bose-Einstein condensates^{6–9}. In both the spinless⁶ and spinor superfluid gases^{8–12} links with the corresponding classical systems were established. In the area of quantum fluids of light^{13–15}, spontaneous creation of vortices during nonadiabatic exciton-polariton condensation was observed in¹⁶ and investigated theoretically in the context of the Kibble-Zurek mechanism^{17,18}. Vortex dynamics was a topic of many studies, eg.^{19–30}, and the process of vortex-antivortex annihilation was observed experimentally in^{31–33}. However, to date the universal coarsening dynamics has not been investigated.

Here, we verify the scaling hypothesis in the model of a nonresonantly pumped polariton condensate^{34–36,40}. We consider two sets of parameters such as material constants, pumping power etc. We find examples of univer-

sal phase ordering with complete collapse of correlation functions after rescaling spatial coordinates by the length scale $L(t)$. The length scale evolves according to a power law with the exponent z depending on the parameters. In the first case, $z \approx 2$ with a logarithmic correction, as predicted previously for two-dimensional vector or complex fields with purely diffusive dynamics^{2,37}. In the second case, the dynamical scaling of $L(t)$ is found to be the same as determined previously for conservative superfluids^{6,12}, with $z \approx 1$. This shows that polariton systems can display various types of universal dynamics, which can be achieved by modifying the material parameters of the sample.

It is important to note that in this work we consider the time-evolving properties of a system that has suddenly crossed a phase transition, and not the critical properties of the phase transition itself. The latter have been intensively investigated in both recent experimental^{38–40} theoretical^{36,54} works. It has been claimed that polariton systems display a kind of dissipative Berezinskii-Kosterlitz-Thouless (BKT) transition, while critical exponents may differ from the ones obtained in thermal equilibrium^{36,38–40}. Here, we assume that the system is sufficiently far away from the critical point on the ordered side of it, so the system converges to an approximately defect-free phase.

The idea of universal coarsening dynamics is grounded on the scaling hypothesis, which states that at late times there is a single characteristic length scale describing the large-scale features of the system^{2,4}. The configuration of defects remains unchanged in time, in the statistical sense, if the spatial coordinates are scaled by this length scale which usually grows according to a power law $L(t) \sim t^{1/z}$. Here z is the nonequilibrium dynamical exponent, which is in general different from the dynamical *critical* exponent of the phase transition which may have produced the defects in the first place^{1,41}. Consider, for instance, the first order, equal-time correlation function. It follows that the following scaling holds

$$g^{(1)}(\mathbf{d}, t) = \frac{1}{N} \int \langle \psi^*(\mathbf{r}, t) \psi(\mathbf{r} + \mathbf{d}, t) \rangle d\mathbf{r} = \quad (1) \\ = f(d/L(t)).$$

with $d = |\mathbf{d}|$ and $f(0) = 1$, where $N = \langle \int |\psi|^2 d\mathbf{r} \rangle$. While the scaling hypothesis has been rigorously proven only in several cases, numerical studies indicate its validity in many physical systems².

The value of the exponent z depends in general on the dimensionality of the system, the character of the coarsening processes (diffusive, inertial, etc.), symmetries, and conservation laws². For non-conserved scalar fields, such as the Ising model or model A of diffusion-reaction⁴², it takes the value $z = 2$. In the case of conserved scalar fields the coarsening is slower with $z = 3$, which can be understood as the effect of the reduced number of accessible intermediate states⁸. When the transport is inertial rather than diffusive, faster scaling with $z = 3/2$ is predicted^{10,43}.

In the case of vector or complex fields, the existence of topological defects often dominates the phase ordering dynamics. This leads to different values of z , and in some cases, to logarithmic corrections, with the notable case of the two-dimensional XY model displaying the $L(t) \sim (t/\ln t)^{1/2}$ dependence^{37,44–47}. For the subclass of diffusive models, arguments based on the comparison of the local and global energy change allow for the prediction of the growth laws in the general case^{48,49}. Renormalization group methods are also useful, however they fail to predict the logarithmic corrections^{2,48}, which may turn out to be significant⁴⁵.

II. MODEL

We consider the wave function of nonresonantly pumped polariton condensate $\psi(\mathbf{x}, t)$ coupled to the reservoir described by a density field $n_R(\mathbf{x}, t)$ ^{34,50}

$$i\partial_t \psi = \left[-\frac{\hbar D}{2m^*} \nabla^2 + \frac{g_C}{\hbar} |\psi|^2 + \frac{g_R}{\hbar} n_R + \frac{i}{2} (R n_R - \gamma_C) \right] \psi dt + dW, \quad (2)$$

$$\frac{\partial n_R}{\partial t} = P - (\gamma_R + R |\psi|^2) n_R,$$

where P is the exciton creation rate determined by the external optical or electrical pumping, m^* is the effective mass of lower polaritons, γ_C and γ_R are the polariton and reservoir loss rates, and R is the rate of stimulated scattering from the reservoir to the condensate, and g_C , g_R are the rates of repulsive polariton-polariton and reservoir-polariton interactions, respectively. We also introduced $D = 1 - iA$ with A being a small constant accounting for the energy relaxation in the condensate^{53–56}. Alternatively, one may introduce a complex coefficient in front of the time derivative term^{51,52}. The above phenomenological model has been successful in describing a number of different experimental situations in exciton-polariton condensates^{16,27}. The complex stochastic noise dW , corresponding to disturbance associated with particles incoming and leaving the condensate, can be ob-

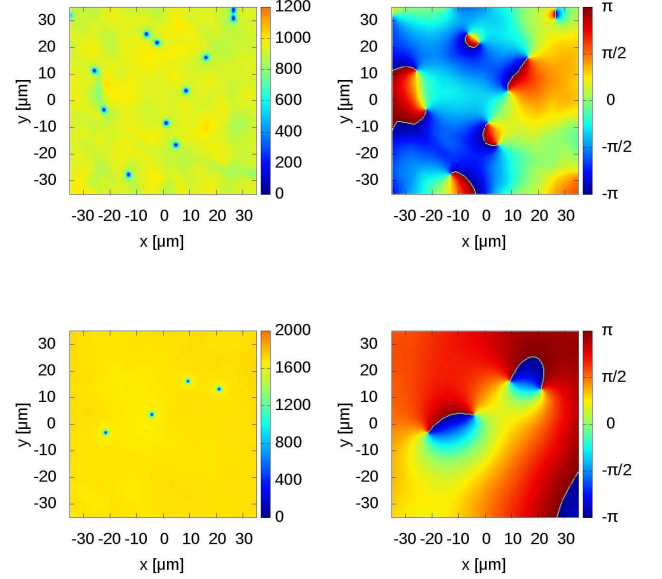


FIG. 1. Phase ordering through annihilation of vortex-antivortex pairs. Density (left column) and phase (right column) of the condensate wave function at $t = 50$ ps (top) and $t = 150$ ps (bottom) after the quench. Parameters are $m^* = 5 \times 10^{-5} m_e$, $\gamma_C^{-1} = 50$ ps, $\gamma_R^{-1} = 8$ ps, $A = 0$, $g_C = 3.4 \mu\text{eV}\mu\text{m}^2$, $g_R = 7.2 \mu\text{eV}\mu\text{m}^2$, $R = 5.5 \times 10^{-3} \mu\text{m}^2 \text{ps}^{-1}$, $P = 40 \mu\text{m}^{-2} \text{ps}^{-1}$, $\xi = 2.9 \mu\text{m}$.

tained within the truncated Wigner approximation⁵⁰

$$\langle dW(\mathbf{x}) dW^*(\mathbf{x}') \rangle = \frac{dt}{2(\Delta x)^d} (R n_R + \gamma_C) \delta_{\mathbf{x}, \mathbf{x}'}, \quad (3)$$

$$\langle dW(\mathbf{x}) dW(\mathbf{x}') \rangle = 0.$$

In the absence of noise, a spatially uniform solution is given by $\psi(\mathbf{x}, t) = \psi_0 e^{-i\mu_0 t}$ and $n_R(\mathbf{x}, t) = n_R^0$. Above the threshold pumping $P > P_{\text{th}} = \gamma_C \gamma_R / R$ a stable condensate exists with the condensate density $|\psi_0|^2 = (P/\gamma_C) - (\gamma_R/R)$ and $\mu_0 = g_C |\psi_0|^2 + g_R n_R^0$. We define the healing length, which corresponds to the size of the vortex core as $\xi = 2\pi\hbar/\sqrt{mg_C |\psi_0|^2}$. The scaling hypothesis may be valid only when typical distance between vortices is much larger than their size, i.e. the condition $L(t) \gg \xi$ must be fulfilled.

III. RESULTS

To investigate the process of phase ordering, we solved Eqs. (2) numerically on a rectangular mesh with size $l = 150 \mu\text{m}$ with periodic boundary conditions. Starting from an empty initial condition, $\psi, n_R = 0$, the emergence of a polariton condensate from Wigner noise for $P > P_{\text{th}}$ is accompanied by the spontaneous creation of phase vortices in the process analogous to the Kibble-Zurek mechanism. The detailed description of this pro-

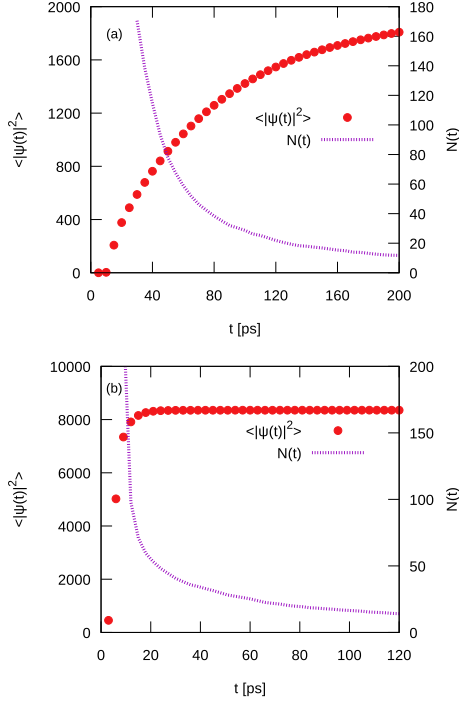


FIG. 2. Typical evolution of the mean condensate density and number of vortices. (a) The pair annihilation occurs in parallel with the saturation of the density. (b) The evolution after $t \gtrsim 20$ ps corresponds to pure phase ordering kinetics. In this case the density of defects decays according to the scaling law (4). Parameters in (a) are the same as in Fig. 1, while in (b) we use $\gamma_C^{-1} = 3.3$ ps, $\gamma_R^{-1} = 3$ ps, $A = 0.1$, $g_C = 3 \mu\text{eV}\mu\text{m}^2$, $g_R = 6 \mu\text{eV}\mu\text{m}^2$, $R = 2.3 \times 10^{-4} \mu\text{m}^2 \text{ps}^{-1}$, $P = 3 \times 10^3 \mu\text{m}^{-2} \text{ps}^{-1}$, $\xi = 1.6 \mu\text{m}$. Averaged over 16 realizations of the Wigner noise.

cess was presented in^{17,18}. Here, however, we are not interested in the process of defect creation, but rather in the long-time dynamics of coarsening, which occurs when the defects are already established. We find that, analogously as in the case of the two-dimensional XY model^{11,37,44–47}, it occurs predominantly via annihilation of vortex-antivortex pairs.

To illustrate this, in Fig. 1 we present snapshots of the amplitude and phase of the condensate wave function. The number of vortex-antivortex pairs decreases monotonously. In Figure 2, we display the evolution of the condensate density and the number of vortices in function of time. The number of vortices is estimated from the number of points on the numerical mesh where the wave function is approximately zero and phase winding occurs, at a specific time. Early in the evolution this number is very large as we start from a disordered state at low density, but actual vortices become well established only when the density becomes large.

The results are displayed for two sets of parameters, corresponding to two situations that can occur in the system. In Fig. 2(a), the pair annihilation is effective already at the stage of the dynamics when the condensate

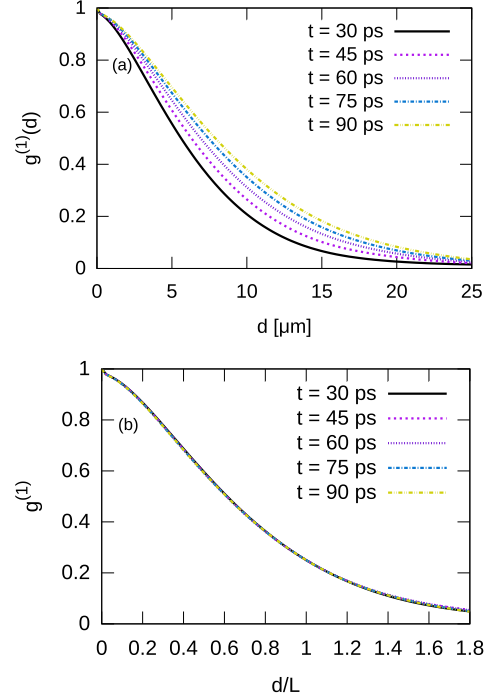


FIG. 3. (a) First-order correlation function vs. distance, at several evolution times. The increase in spread of $g^{(1)}$ is a result of coarsening, and an increase of the characteristic length scale $L(t)$, which we define as the value of distance d at which $g^{(1)} = 0.25$. (b) Collapse of the correlation function after rescaling the d axis by $L(t)$, confirming the scaling hypothesis. The parameters are the same as in Fig. 2(b).

density is not yet fully established due to slow saturation of the density. This means that the defect creation and phase ordering overlap temporally, and a clear distinction between the two processes is not possible, similar as in^{41,47,57,58}. On the other hand, if parameters of the system are chosen such that they correspond to a lower quality sample, with a shorter polariton lifetime, the stationary density is established more quickly, and the dynamics for $t \gtrsim 20$ ps is practically purely due to phase ordering, as shown in Fig. 2(b). The parameters used throughout the paper are summarized in Table I.

A more complete information about the statistical properties of the system is given by the correlation functions. We confirm the scaling hypothesis by directly verifying the scaling property of the first order correlation function (1). In Figure 3(a) we show $g^{(1)}(d)$ plotted at several instants of time during the pure phase ordering stage, averaged over 16 realizations of the truncated Wigner simulations. As an estimate the length scale $L(t)$ in (1) we choose the value of d for which the condition $g^{(1)}(d) = 0.25$ is fulfilled. We note that in contrast to the case of scalar fields, where the correlation function often exhibits an oscillatory tail, in the present case there are no oscillations, which is generally the case if sharp domains walls are absent^{12,45,46}. We obtain a perfect col-

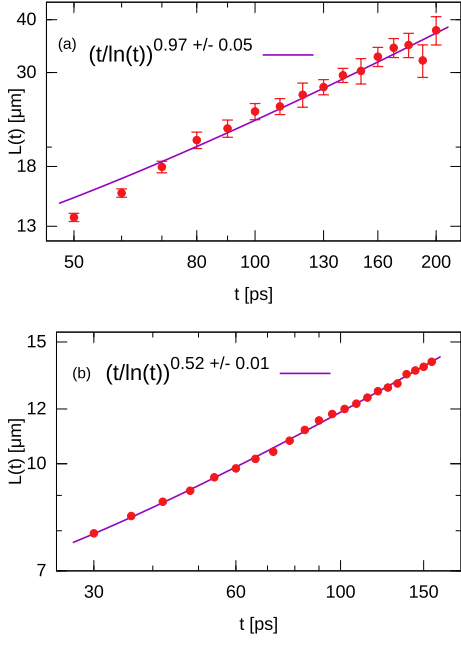


FIG. 4. (a) Time dependence of the length scale $L(t)$ in the case of Fig. 2(a). The dynamical exponent attains the value $z \approx 1$, in agreement with previous studies of conservative superfluids^{6,12}. (b) The case of Fig. 2(b) with pure phase ordering. In this case the length scale follows the universal scaling law for vector systems in two dimensions with nonconserved order parameter, Eq. (4) with $z \approx 2$. Error bars correspond to the standard deviation of the estimation of $L(t)$, determined from the values of $L(t)$ that vary from one realization to another. The error bars in (b) are comparable to the size of a single point. The number of averaged realizations was 30 in (a) and 150 in (b).

lapse for the scaled correlation function $f(d/L(t))$, which confirms that the scaling hypothesis is valid in this case, see Fig. 1(b).

The verification of the scaling hypothesis allows one to expect a particular form of the scaling law for the time dependent length scale $L(t)$. We find that in the “clean” case of Fig. 2(b) it follows closely the scaling law predicted for two-dimensional systems with a vector order parameter

$$L(t) \sim \left(\frac{t}{\ln(t/t_0)} \right)^{1/z}, \quad (4)$$

with $z \approx 2$, as shown in Fig. 4(b). In particular, it is the same as in the case of the XY model in two dimensions^{37,44–47}. We note that the logarithmic correction stems from the existence of a second relevant length scale and is absent if the initial conditions contain no free vortices⁴⁵. This scaling law is different from the one predicted for conservative atomic condensates both in the spinless⁶ and spinor cases¹², where $z \approx 1$ was obtained. Nevertheless, an atomic condensate model including the effects of dissipation¹¹ predicted $z = 2$. This highlights

the crucial difference between the conservative and dissipative systems from the point of view of coarsening and demonstrates that in the case of polariton condensates dissipation is essential.

The above scaling law with $z = 2$ can be explained by the balance between the vortex-antivortex attractive force and the effective friction^{11,45,48}. Consider an isolated (anti)vortex of the form $\psi = A(r, t)e^{\pm i\phi(r, t) - i\mu_0 t}$. When the dynamics is diffusive^{34,59}, far from the vortex core $A \approx |\psi_0|$ and the evolution of phase is given by the Kardar-Parisi-Zhang equation^{35,60}. In the $L(t) \rightarrow +\infty$ limit this equation reduces to $\partial\phi/\partial t \approx -(1/\Gamma)\delta H/\delta\phi$, where H is the nonlinear sigma model Hamiltonian corresponding to the kinetic part of (2). The energy of the vortex is divergent as $E_v \sim \ln(l/a)$, where l is the system size and $a \approx \xi$ is the “microscopic” cutoff^{45,61}. For a vortex-antivortex configuration, l is replaced by R , the distance between the vortices. From the pair energy we obtain the attractive force $F = -dE/dR \sim 1/R$. The energy dissipation for a vortex moving with velocity v can be calculated as $dE/dt = \int d^2r (\delta H/\delta\phi)(\partial\phi/\partial t) \sim -\int d^2r (\partial\phi/\partial t)^2 = -v^2 \int d^2r (\partial\phi/\partial x)^2 \sim -v^2 E_v$, with the friction constant $\gamma \sim E_v \sim \ln(R/a)$. The evolution of the average distance between pairs is $dR/dt \sim F/\gamma \sim 1/R \ln(R/a)$, which results in $R(t) \sim (t/\ln(t/t_0))^{1/2}$.

We also investigate in more detail the case of the second set of parameters from Fig. 2(a). As we mentioned before, here the phase ordering dynamics is not pure, but takes place when the stationary state density is yet to be established. We find that although in this case the scaling hypothesis does not precisely describe the system dynamics, some quantitative predictions can still be formulated about the phase ordering process. Indeed, we find only slight deviations from the collapse of the $g^{(1)}$ correlation functions (not shown), which is related to the existence of a second time scale corresponding to the slow saturation of density and not to the coarsening. In Fig. 4(a) we show the time evolution of the length scale in this case. The data fits well to the theoretical prediction (4) with $z \approx 1$, in agreement with the results on vortex driven coarsening in ferromagnetic atomic condensates in the easy-axis configuration¹². This result is further supported by the value of exponent $z = 1$ for model E of superfluid helium⁴², and the estimated value $z \approx 1.1$ for conservative spinless condensate⁶. We note that in this regime the ratio of the average distance between the vortices to the vortex size is larger, $L(t)/\xi = 17.2$ (at $t = 150$ ps) as compared to the previous case where $L(t)/\xi = 4.5$ (at $t = 90$ ps). The possible transition between the two scalings in function of this parameter would require more detailed numerical study with longer evolution times and computational box sizes.

We note that at large distances, the force between vortex and antivortex may become repulsive⁶², which could lead to slowing down of the annihilation, and the saturation of the length scale $L(t)$ at late times. However, we did not observe such behaviour for the parameters that were considered.

Figures	1(a,b), 2(a) and 4(a)	2(b), 3(a,b) and 4(b)
A	0	0.1
g_C	$3.4\mu\text{eV}\mu\text{m}^2$	$3\mu\text{eV}\mu\text{m}^2$
g_R	$7.2\mu\text{eV}\mu\text{m}^2$	$6\mu\text{eV}\mu\text{m}^2$
γ_C^{-1}	50ps	3.3ps
γ_R^{-1}	8ps	3ps
R	$5.5 \times 10^{-3}\mu\text{m}^2$	$2.3 \times 10^{-4}\mu\text{m}^2$
P	$40\mu\text{m}^{-2}\text{ps}^{-1}$	$3 \times 10^3\mu\text{m}^{-2}\text{ps}^{-1}$
ξ	$2.9\mu\text{m}$	$1.6\mu\text{m}$

TABLE I. Parameters used in simulations to obtain the data presented in the Figures.

In conclusion, we confirmed that universal phase ordering can occur in exciton-polariton condensates. We found a scaling regime corresponding to purely diffusive dynamics and the one which is similar as in systems with conservative dynamics, while in the latter case the precise physical interpretation is not clear. We note that this is not the only system to display various universal behavior in different parameter regimes; in binary liquids diffusive, viscous hydrodynamic and inertial hydrodynamic regimes exist with different values of critical exponents^{2,43}. To our best knowledge polariton condensates are unique in that the transition is between the scaling laws determined by the dynamics of topological defects.

We thank Alejandro Zamora, Marzena Szymańska, and Nikolaos Proukakis for stimulating and valuable discussions. We acknowledge support from National Science Center, Poland grants DEC-2011/01/D/ST3/00482 and 2015/17/B/ST3/02273.

Appendix A: Phase ordering with hard-wall boundary conditions

In Fig. 5 we show the evolution of the length scale in the case with Dirichlet boundary conditions for the condensate wave function $\psi(\mathbf{r}, t)$. The obtained fit with dynamical exponent $1/z = 1.12 \pm 0.10$ agrees with the one obtained in the case of periodic boundary conditions, see Fig. 4 (b) in the main text. Note that error bars are larger than in the periodic boundary case solely due to the way we perform averaging of the correlation function in this case. As the condensate density always tends to zero close to the Dirichlet boundaries, we are no longer able to average over spatial coordinates \mathbf{r} as in Eq. (1) in the main text. Instead we calculate correlation function from x and $-x$ points on the sample

$$g^{(1)}(x, t) = \frac{1}{N} \langle \psi^*(-x, 0, t) \psi(x, 0, t) \rangle \quad (\text{A1})$$

The absence of averaging over spatial coordinates leads to larger variations in the estimated correlation functions and the length scale $L(t)$.

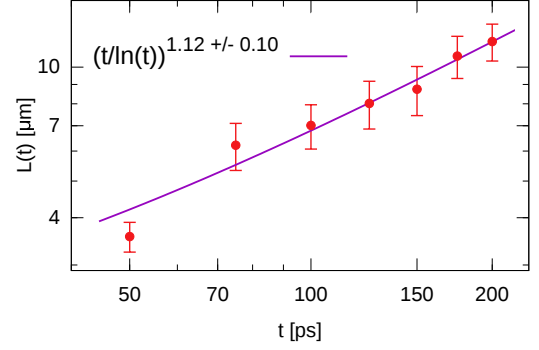


FIG. 5. Time dependence of the length scale $L(t)$ in the case of a high quality sample with increased polariton lifetime, as in Fig. 4(a), with Dirichlet (hard-wall) boundary conditions.

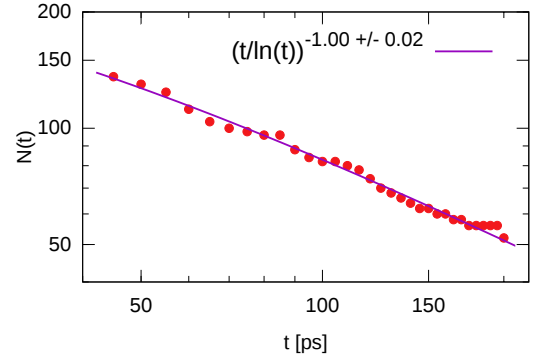


FIG. 6. Time dependence of the vortex number $N(t)$ presented in bi-logarithmic scale, in the case of a low quality sample with short polariton lifetime (as in Fig. 4 (a) in the main text). The data corresponds to a single simulation.

Appendix B: Decay of the number of vortices

We used two automated methods of vortex counting, one based on the counting of local density dips, and the other based on calculation of local phase winding around a particular point on the grid. After the initial stage of evolution, when the condensate density is relatively high, the vortices are well defined and the two methods give the same results. The evolution of the vortex number is presented in Fig. 6. It is in excellent agreement with the scaling of correlation function, taking into account that the number of vortices scales as $N \sim t^{-d/z}$ with $d = 2$ being the number of dimensions and $z = 2$.

Appendix C: The effect of the logarithmic correction

In Figure 7 we show the result of fitting the numerical data to the pure algebraic function without the logarithmic correction. The fit is also very good, but the value of the scaling exponents do not agree with theoretical predictions, Eq. (4). This is very similar to the situation

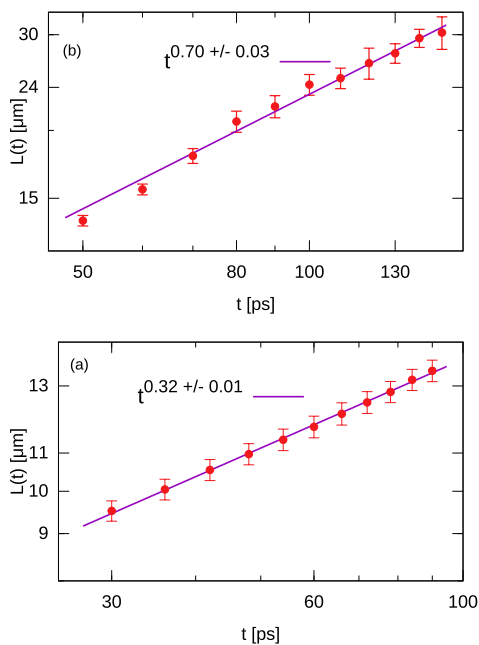


FIG. 7. Same as Fig. 4, but theoretical fits without the logarithmic correction.

described in the XY model⁴⁵, where this issue was discussed at length. The logarithmic correction effectively changes the slope of the fit, but does not result in significant bending in the bi-logarithmic scale. Such bending could be observable at early times t , but in this limit the universal scaling is not valid.

- ¹ T. W. B. Kibble, J. Phys. A **9**, 1387 (1976); W. H. Żurek, Nature (London) **317**, 505 (1985).
- ² A. J. Bray Adv. Phys. **43**, 3 (1994)
- ³ J. W. Cahn, Acta Metall. **9**, 795 (1961).
- ⁴ H. Furukawa, Adv. Phys. **34**, 6 (1985)
- ⁵ C. Castellano, S. Fortunato, and V. Loreto Rev. Mod. Phys. **81**, 591 (2009)
- ⁶ K. Damle, S. N. Majumdar, and S. Sachdev Phys. Rev. A **54**, 5037 (1996)
- ⁷ Yu. M. Kagan, B.V. Svistunov, G.V. Shlyapnikov, Sov. Phys. JETP **75**, 387 (1992); Yu. Kagan, B.V. Svistunov, Sov. Phys. JETP **78**, 187 (1994); N. G. Berloff and B. V. Svistunov, Phys. Rev. A, **66**, 013603 (2002).
- ⁸ S. Mukerjee, C. Xu, and J. E. Moore Phys. Rev. B. **76**, 104519 (2007)
- ⁹ J. Hofmann, S. S. Natu, and S. Das Sarma Phys. Rev. Lett. **113**, 095702 (2014).
- ¹⁰ K. Kudo, and Y. Kawaguchi Phys. Rev. A **88**, 013630 (2013)
- ¹¹ K. Kudo and Y. Kawaguchi Phys. Rev. A **91**, 053609 (2015)
- ¹² L. A. Williamson, P. B. Blakie, Phys. Rev. Lett. **116**, 025301 (2016).
- ¹³ I. Carusotto, C. Ciuti Rev. Mod. Phys. **85**, 299 (2013)
- ¹⁴ J. J. Hopfield, Phys. Rev. Lett. **112**, 1555 (1958); C. Weisbuch, M. Nishioka, A. Ishikawa, and Y. Arakawa, Phys. Rev. Lett. **69**, 3314 (1992); A. V. Kavokin, J. J. Baumberg, G. Malpuech, and F. P. Laussy, *Microcavities* (Oxford University Press, Oxford, 2007).
- ¹⁵ J. Kasprzak, M. Richard, S. Kundermann, A. Baas, P. Jeambrun, J. M. J. Keeling, F. M. Marchetti, M. H. Szymańska, R. André, J. L. Staehli *et al.*, Nature (London) **443**, 409 (2006).
- ¹⁶ K. G. Lagoudakis, F. Manni, B. Pietka, M. Wouters, T. C. H. Liew, V. Savona, A. V. Kavokin, R. André, and B. Deveaud-Plédran, Phys. Rev. Lett. **106**, 115301 (2011).
- ¹⁷ M. Matuszewski and E. Witkowska, Phys. Rev. B. **89**, 155318 (2014).
- ¹⁸ T. C. H. Liew, O. A. Egorov, M. Matuszewski, O. Kyriienko, X. Ma, and E. A. Ostrovskaya Phys. Rev. B. **91**, 085413 (2015)
- ¹⁹ D. Sanvitto, F. M. Marchetti, M. H. Szymaska, G. Tosi, M. Baudisch, F. P. Laussy, D. N. Krizhanovskii, M. S. Skolnick, L. Marrucci, A. Lemaitre, J. Bloch, C. Tejedor and L. Vina Nature Physics **6**, 527533 (2010)
- ²⁰ T. Boulier, H. Terças, D. D. Solnyshkov, Q. Glorieux, E. Giacobino, G. Malpuech, and A. Bramati, Sci. Rep. **5**, 9230 (2015).
- ²¹ G. Nardin, G. Grosso, Y. Leger, B. Pietka, F. Morier-Genoud Nature Physics **7**, 635641 (2011)
- ²² G. Grosso, G. Nardin, F. Morier-Genoud, Y. Leger, and B. Deveaud-Plédran Phys. Rev. Lett. **107**, 245301 (2011)
- ²³ M. D. Fraser, G. Roumpos, and Y. Yamamoto New J. Phys. **11**, 113048 (2009).
- ²⁴ M. Toledo-Solano, M. E. Mora-Ramos, A. Figueroa, Y. G. Rubo Phys. Rev. B. **89**, 035308 (2014).
- ²⁵ D. N. Krizhanovskii, D. M. Whittaker, R. A. Bradley, K. Guda, D. Sarkar, D. Sanvitto, L. Vina, E. Cerda, P. Santos, K. Biermann, R. Hey, and M. S. Skolnick, Phys. Rev. Lett. **104**, 126402 (2010)
- ²⁶ M. H. Szymanska, F. M. Marchetti, and D. Sanvitto Phys. Rev. Lett. **105**, 236402 (2010)
- ²⁷ G. Roumpos, M. D. Fraser, A. Löffler, S. Hofling, A. Forchel and Y. Yamamoto Nature Physics **7**, 129133 (2011)
- ²⁸ F. M. Marchetti, M. H. Szymanska, C. Tejedor, and D. M. Whittaker Phys. Rev. Lett. **105**, 063902 (2010)

- ²⁹ G. Nardin, K. G. Lagoudakis, B. Pietka, F. Morier-Genoud, Y. Léger, and B. Deveaud-Plédran, *Phys. Rev. B* **82**, 073303 (2010).
- ³⁰ Tosi, G., G. Christmann, N. G. Berloff, P. Tsotsis, T. Gao, Z. Hatzopoulos, P. G. Savvidis, and J. J. Baumberg, *Nature Communications* **3**, 1243 (2012).
- ³¹ G. Tosi, F. M. Marchetti, D. Sanvitto, C. Anton, M. H. Szymanska, A. Berceanu, C. Tejedor, L. Marrucci, A. Lemaître, J. Bloch, and L. Vina *Phys. Rev. Lett.* **107**, 036401 (2011)
- ³² D. Sanvitto, S. Pigeon, A. Amo, D. Ballarini, M. de Giorgi, I. Carusotto, R. Hivet, F. Pisanello, V. G. Sala, P. S. S. Guimaraes, R. Houdré, E. Giacobino, C. Ciuti, A. Bramati, and G. Gigli, *Nature Photon.* **5**, 610 (2011); L. Dominici, G. Dagvadorj, J. M. Fellows, S. Donati, D. Ballarini, M. De Giorgi, F. M. Marchetti, B. Piccirillo, L. Marrucci, A. Bramati, G. Gigli, M. H. Szymańska, and D. Sanvitto, *Science Advances* **1**, e1500807 (2015).
- ³³ E. Cancellieri, T. Boulier, R. Hivet, D. Ballarini, D. Sanvitto, M. H. Szymanska, C. Ciuti, E. Giacobino, and A. Bramati, *Phys. Rev. B* **90**, 214518 (2014).
- ³⁴ M. Wouters and I. Carusotto, *Phys. Rev. Lett.* **99**, 140402 (2007).
- ³⁵ N. Bobrovska and M. Matuszewski, *Phys. Rev. B* **92**, 035311 (2015).
- ³⁶ G. Dagvadorj, J. M. Fellows, S. Matyjaśkiewicz, F. M. Marchetti, I. Carusotto, and M. H. Szymańska, *Phys. Rev. X* **5**, 041028 (2015).
- ³⁷ A. N. Pargellis, P. Finn, J. W. Goodby, P. Panizza, B. Yurke and P. E. Cladis *Phys. Rev. A* **46**, 7765 (1992).
- ³⁸ G. Roumpos, M. Lohse, W. H. Nitsche, J. Keeling, M. H. Szymańska, P. B. Littlewood, A. Löffler, S. Höfling, L. Worschech, A. Forchel, and Y. Yamamoto, *Proc. Natl. Acad. Sci.* **109**, 6467 (2012).
- ³⁹ W. H. Nitsche, N. Y. Kim, G. Roumpos, C. Schneider, M. Kamp, S. Höfling, A. Forchel, and Y. Yamamoto, *Phys. Rev. B* **90**, 205430 (2014).
- ⁴⁰ D. Caputo, D. Ballarini, G. Dagvadorj, C. Sánchez Muñoz, M. De Giorgi, L. Dominici, K. West, L. N. Pfeiffer, G. Gigli, F. P. Laussy, M. H. Szymańska, and D. Sanvitto, *arXiv:1610.05737* (2016).
- ⁴¹ G. Biroli, L. F. Cugliandolo, and A. Sicilia *Phys. Rev. E* **81**, 050101(R) (2010)
- ⁴² P. C. Hohenberg and B. I. Halperin *Rev. Mod. Phys.* **49**, 435 (1977).
- ⁴³ H. Furukawa *Phys. Rev. A* **31**, 1103 (1985)
- ⁴⁴ B. Yurke, A. N. Pargellis, T. Kovacs, and D. A. Huse *Phys. Rev. E* **47**, 1525 (1993).
- ⁴⁵ A. J. Bray, A. J. Briant, and D. K. Jervis *Phys. Rev. Lett.* **84**, 1503 (2000)
- ⁴⁶ R. E. Blundell and A. J. Bray *Phys. Rev. E* **49**, 4925 (1994)
- ⁴⁷ A. Jelic, L. F. Cugliandolo, *J. Stat. Mech.* P02032 (2011).
- ⁴⁸ A. D. Rutenberg and A. J. Bray *Phys. Rev. E* **51**, 5499 (1995)
- ⁴⁹ A. J. Bray and A. D. Rutenberg *Phys. Rev. E* **49**, R27(R) (1994)
- ⁵⁰ I. Carusotto and C. Ciuti, *Phys. Rev. B* **72**, 125335 (2005); M. Wouters and V. Savona, *Phys. Rev. B* **79**, 165302 (2009).
- ⁵¹ *Phys. Rev. Lett.* **105**, 020602 (2010).
- ⁵² M. Wouters, T. C. H. Liew, and V. Savona, *Phys. Rev. B* **82**, 245315 (2010).
- ⁵³ N. Bobrovska, E. A. Ostrovskaya, and M. Matuszewski, *Phys. Rev. B* **90**, 205304 (2014).
- ⁵⁴ L. M. Sieberer, S. D. Huber, E. Altman, and S. Diehl, *Phys. Rev. Lett.* **110**, 195301 (2013).
- ⁵⁵ E. Wertz, L. Ferrier, D. D. Solnyshkov, R. Johne, D. Sanvitto, A. Lemaître, I. Sagnes, R. Grousson, A. V. Kavokin, P. Senellart, *et al.*, *Nat. Phys.* **6**, 860 (2010).
- ⁵⁶ D. Tanese, H. Flayac, D. Solnyshkov, A. Amo, A. Lemaître, E. Galopin, R. Braive, P. Senellart, I. Sagnes, G. Malpuech, *et al.*, *Nat. Commun.* **4**, 1749 (2013).
- ⁵⁷ A. Yates and W. H. Zurek, *Phys. Rev. Lett.* **80**, 5477 (1998).
- ⁵⁸ S. Deuschländer, P. Dillmann, G. Maret, and P. Keim, *Proc. Natl. Acad. Sci.* **112**, 6925 (2015).
- ⁵⁹ M. H. Szymańska, J. Keeling, and P. B. Littlewood, *Phys. Rev. Lett.* **96**, 230602 (2006).
- ⁶⁰ E. Altman, L. M. Sieberer, L. Chen, S. Diehl, and J. Toner, *Phys. Rev. X* **5**, 011017 (2015).
- ⁶¹ A. L. Fetter, and A. A. Svidzinsky, *J. Phys. Condens. Matter* **13**, R135 (2001).
- ⁶² G. Wachtel, L. M. Sieberer, S. Diehl, and E. Altman, *Phys. Rev. B* **94**, 104520 (2016).

