

KOREAN VLBI NETWORK CALIBRATOR SURVEY (KVNCS): 1. SOURCE CATALOG OF KVN SINGLE DISH FLUX DENSITY MEASUREMENT IN THE K AND Q BANDS

JEONG AE LEE^{1,2}, BONG WON SOHN^{1,2,4}, TAEHYUN JUNG^{1,2}, DO-YOUNG BYUN^{1,2} AND JEE WON LEE^{1,3}

¹Korea Astronomy and Space science Institute, 776, Daedeokdae-ro, Yuseong-gu, Daejeon, Republic of Korea, 34055

²Korea University of Science and Technology, 217, Gajeong-ro, Yuseong-gu, Daejeon, Republic of Korea, 34113

³Kyunghee University, 1732, Deogyong-daero, Giheung-gu, Yongin-si, Gyeonggi-do, Republic of Korea, 02447

⁴Corresponding author, bwsohn@kasi.re.kr

ABSTRACT

We present the catalog of the KVN Calibrator Survey (KVNCS). This first part of the KVNCS is a single dish radio survey conducted at 22 (K band) and 43 GHz (Q band) simultaneously using the Korean VLBI Network (KVN) from 2009 to 2011. A total 2045 sources selected from the VLBA Calibrator Survey (VCS) with an extrapolated flux density limit of 100 mJy at K band. The KVNCS contains 1533 sources in the K band with a flux density limit of 70 mJy and 553 sources in the Q band with a flux density limit of 120 mJy; it covers the whole sky down to $-32.^\circ 5$ in declination. Five hundred thirteen sources were detected in the K and Q bands, simultaneously; $\sim 76\%$ of them are flat-spectrum sources ($-0.5 \leq \alpha \leq 0.5$). From the flux–flux relationship, we anticipated that the most of the radiation of many of the sources comes from the compact components. Therefore, the sources listed in the KVNCS are strong candidates for high frequency VLBI calibrators.

Keywords: catalogs – quasars: general – radio continuum: galaxies – surveys

1. INTRODUCTION

A large proportion of compact radio sources have flat or inverted spectra (e.g., [Kellermann & Pauliny-Toth 1981](#); [Zensus 1997](#); [Gurvits et al. 1999](#); [Chen & Wright 2009](#); [de Zotti et al. 2010](#); [Massardi et al. 2011](#); [Mantovani et al. 2011](#)). This implies that these sources are optically thick at the observed radio frequencies. Very long baseline interferometry (VLBI) calibrators are also compact sources. The majority of sources in the Very Long Baseline Array (VLBA) Calibrator Survey (VCS) have flat spectra at 2.3 (S band) and 8.4 (X band) GHz ([Beasley et al. 2002](#); [Fomalont et al. 2003](#); [Petrov et al. 2005, 2006](#); [Kovalev et al. 2007](#); [Petrov et al. 2008](#)). However, VLBI calibrators at higher frequency (>20 GHz) are severely rare compared to those at lower frequency. For example, 858 VLBI calibrators in the K band (~ 20 GHz) are known ([Petrov et al. 2007](#); [Lanyi et al. 2010](#); [Petrov et al. 2011, 2012](#); [Petrov 2012](#)), while ~ 3800 sources are listed in the VCS in the S and X bands. High–frequency VLBI observations are useful to understand the physical processes in the vicinity of supermassive black holes of active galactic nuclei (AGN), because a study of optically thin region from the synchrotron radiation of compact radio sources is possible. In addition, radio sources become more compact in structure so that astrometric errors in the celestial reference frame (CRF) would be minimized (e.g. [Fey & Charlot 1997](#); [Ma et al. 1998](#); [Fey et al. 2004](#); [Lanyi et al. 2010](#); [Charlot et al. 2010](#)). Together with the successful operation of the Gaia spacecraft during the first two years of sky survey, high–frequency VLBI sources matching with Gaia samples will be important to compare the radio and optical reference frames (e.g. [Bourda et al. 2010, 2011](#); [Jacobs et al. 2014](#)).

There is an extensive blind survey of the southern sky that identified 5808 sources at 20 GHz (AT20G) in order to support subtraction of foreground objects for the measurement of the Cosmic Microwave Background ([Murphy et al. 2010](#)). In the northern sky, [Righini et al. \(2012\)](#) conducted the K-band Northern Wide Survey and identified 73 sources at declination $> 72.^\circ 3$ (~ 880 degree²). Recently, [Jacobs et al. \(2014\)](#) constructed a new compact radio survey at X/Ka (8.4/32 GHz) bands in order to improve the accuracy of celestial reference frame and detected 631 sources. However, the sky coverage of known K band calibrators is about 49% of the whole sky by assuming the circles of 5° radius as shown in Figure 1, while the VCS sources in the S and X bands cover the full sky above -40° in declination with

this radius (Petrov et al. 2008). The critical separation angle, 5° was determined, referring to Dodson et al. (2014). They showed a feasibility of source frequency phase referencing (SFPR) in KVN, considering of $5^\circ.9$ separation angle between a target and a calibrator in Korean VLBI Network (KVN). We therefore performed 21.7 (K band) and 42.4 (Q band) GHz single dish survey observations in order to provide a wider sky coverage of possible VLBI target and calibrator sources at those frequencies (or even higher frequencies), particularly for the KVN.

The KVN is composed of three 21-m telescopes in Seoul, Ulsan and Jeju, Korea. Its notable characteristic is the multifrequency receiver system, which makes it possible to observe the radio sources at four different frequencies [22 (K), 43 (Q), 86 (W), and 129 (D bands) GHz] simultaneously (e.g., Han et al. 2008; Lee et al. 2011, 2014). In particular, this system is very efficient for high frequency VLBI observations when the frequency phase transfer (FPT) method is applied to compensate for the atmospheric coherence loss; this method uses lower frequency phase solutions (e.g., in the K band) to compensate for higher frequency ones (e.g., in the Q/W/D bands), because of the non-dispersive nature of the atmosphere with regard to radio systems (e.g. Jung et al. 2011; Rioja et al. 2014, 2015). As a result, noticeable improvements of coherence time and signal-to-noise ratio (SNR) at high frequency VLBI observations have been demonstrated (e.g. Jung et al. 2012, 2014).

For the practical use of the FPT for higher frequencies (Q/W/D-band) VLBI observations with the KVN, increasing available sources in the K and Q bands is very important in the northern sky because the detection of target or calibrator sources at the lower frequencies (e.g. in the K or Q bands) as a reference for the atmospheric calibration is essential. The increase of the detection at high frequencies by the FPT will be able to extend our understanding of radio sources from centimeter to millimeter wavelengths in VLBI; for example, a statistical study of a spectral energy distribution (SED) of AGNs based on the simultaneously measured flux densities at a range from 20 to 130 GHz, and high frequency astrometric applications (e.g. Rioja et al. 2015). We therefore performed the KVN Calibrator Survey (KVNCS), which aims to measure the single dish flux densities of ~ 2500 selected sources in the K and Q bands simultaneously in order to utilize as VLBI calibrators of KVN.

In the next section, we explain the selection criteria for the ~ 2500 sources. The observations and data reductions are described in section 3. In section 4, the observational results and their analysis are presented. Finally, we summarize our findings and future prospects in section 5. The full catalog of the KVNCS is also provided in the appendix.

2. SOURCE SELECTION

A total of 2503 sources with an extrapolated total flux density (hereafter, S_K^{S-X}) greater than 100 mJy in the K band were selected from VCS1 to VCS5 (Beasley et al. 2002; Fomalont et al. 2003; Petrov et al. 2005, 2006; Kovalev et al. 2007). As the most widely used catalog of VLBI calibrators, the VCS contains ~ 3800 radio sources that show mostly a compact structure and flat spectra sources with greater than -40° in declination. S_K^{S-X} was calculated, assuming a power-law spectrum from the total flux densities in the S and X bands (Sohn et al. 2009). The flux density limit of 100 mJy was a selection criterion, which gives $>8\sigma$ at a baseline sensitivity of the KVN at K band¹. A declination limit of $-32.^\circ 5$ was determined so that all sources are observed at more than 20° above the horizon at transit. For the first observation as a pilot observation, 595 relatively bright sources that have S_K^{S-X} higher than 500 mJy in the K band were selected, and 493 sources ($\sim 83\%$) were successfully detected with the first single dish observations from KVNCS1.0.1 to KVNCS1.1.3 in the K and Q bands. Then, we performed a single dish observation toward 1450 of the remaining 1908 sources, the flux density of which ranges between 100 mJy and 1 Jy. In order to avoid concentrated on the specific regions, the 1450 sources were selected by considering the sky coverage of the detected source density, which was calculated by the Delaunay triangulation method², whenever each observation was complete. We assumed that the calibrators are located on the vertex of the triangle in the triangulation method. The target is located in the center of the circumcircle of this triangle, and the radius of this circle become the maximum separation angle between the target and the calibrators.

3. OBSERVATION AND DATA REDUCTION

3.1. Observation

We selected 2503 sources based on lower frequency VLBI flux density from VCS. A flux densities of 2045 of 2503 sources were measured by single dish observations in the K and Q bands simultaneously using the KVN Yonsei and Ulsan radio telescopes from December 2009 to March 2011. The observational information is summarized in Table

¹ KVN status report: http://kvn.kasi.re.kr/status_report/

² This method was developed by Boris Delaunay in 1934 and is well known in mathematics and computational geometry. The triangles in Delaunay triangulation method minimizes the summation of the interior angles of the triangles. In addition, these triangles do not include any points except the vertices within their circumcircle (from Wikipedia).

1. The cross-scan mode (cs-mode), a one-dimensional on-the-fly method, was used to obtain an accurate flux density measurement. A single cs-mode scan consists of two scans in azimuth (Az) and two in elevation (El). Each scan includes both forward and backward scans. We selected the parameters for the cs-mode considering the telescope beam size, time scales of the sky power variation, and a hardware and software limitations of the KVN system. The applied scan speed, the data sampling interval and the scan length are mainly 65"/sec, 0.1 ms, and 13', respectively, which yield 4 (K band) and 2 (Q band) seconds full-beam cross time. We can remove sky power variation of which time scale is longer than the full-beam cross time by fitting off-source data. Assuming a Gaussian beam pattern, the on-source integration time of a cross scan are 8 and 4 seconds in the K and Q bands, respectively. The total on-source time for each source is considered based on the estimated source flux density and is calculated by multiplying by the number of scans. The main-beam sizes of the KVN telescopes are around 126" and 63" in the K and Q bands, respectively³. The mean beam sizes in the K and Q bands are quite consistent with the known ones. However, the estimated beam sizes and pointing offsets have large errors for faint sources and under the bad weather conditions or rapid sky variation (e.g., Fante 1975). We used them to eliminate low-quality data with 30% differences in beam size from the known ones and with the pointing offsets larger than 25" arbitrarily. The standard deviations in the beam size and pointing offset data are 7% (K) and 20% (Q) and 4" (K) and 4" (Q) in Az and 10% (K) and 19% (Q) and 6.4" (K) and 6.0" (Q) in El, respectively. The observing frequencies were 21.7 GHz for the K band and 42.4 GHz for the Q band with 512 MHz bandwidth. A measured root-mean-square (RMS) error is an order of magnitude higher than estimated thermal one. This is usual in practice. Hot/cold load calibration was performed in order to determine the antenna temperature scale from KVNCS1.0.1 to KVNCS1.2.1. For hot/cold load calibration, we used two microwave absorbers, one in room temperature of ~292K and the other immersed in liquid nitrogen of 80K, as hot and cold loads, respectively. From KVNCS1.2.2, we used chopper-wheel method which uses a sky as a cold load together with a microwave absorber in room temperature (Kutner & Ulich 1981; Mangum 2000). The results from these two calibration methods were consistent each other within ~2% uncertainty. The system temperature and zenith optical depth of each observation are presented in Table 1. The sky opacity was corrected using the sky-dipping method based on observations every hour. 3C 286 was observed as a flux calibrator every 1.5 h to convert the measured antenna temperature into the flux. The flux densities of 3C 286 are 2.64 and 1.51 Jy in the K and Q bands, respectively. These were measured with a brightness model of Mars at the KVN Yonsei observatory (Sohn, in prep.).

3.2. Data reduction

We developed an analysis program for the KVN single dish flux density measurements and the following procedures were applied: (a) Extraction of bad scans due to the weather conditions or instrumental spuriousness, (b) linear baseline fitting to estimate the RMS noise level and to eliminate sky level, (c) Gaussian fitting to measure the antenna temperature and to correct pointing offsets deviating from the Gaussian fitted center position using equations (1) and (2) (Fuhrmann 2004).

$$(T_{a,Az}^*)' = T_{a,Az}^* \cdot \exp[4 \ln 2 \frac{x_{El}^2}{\theta_{El}^2}] \quad (1)$$

$$(T_{a,El}^*)' = T_{a,El}^* \cdot \exp[4 \ln 2 \frac{x_{Az}^2}{\theta_{Az}^2}] \quad (2)$$

$T_{a,Az}^*$ and $T_{a,El}^*$ are the measured antenna temperature corrected for atmospheric attenuation along the Az and El axes in the cs-mode, respectively. Further, x_{Az} and x_{El} are pointing offsets, and θ_{Az} and θ_{El} are the half-power beam width in arcseconds. After the pointing correction, $(T_{a,Az}^*)'$ and $(T_{a,El}^*)'$ were averaged. (d) The error propagation of the antenna temperature was calculated using equation (3).

$$\sigma_{(T_a^*)'} = (T_a^*)' \sqrt{[\frac{\sigma_{\Delta G}^2}{\Delta G^2} + \frac{\sigma_{T_a^*}^2}{(T_a^*)^2}]} \quad (3)$$

$(T_a^*)'$ is the corrected and averaged T_a^* for the pointing offset and in Az and El. $\sigma_{T_a^*}$ represents the uncertainty of T_a^* . ΔG is the temporal variation of the antenna gain, and its uncertainty is written as $\sigma_{\Delta G}$. The gain curves of the KVN radio telescopes are very flat for elevations of 20 to 80° in the K and Q bands. The gain variation along this elevations were 2.5% (K) and 2.0% (Q) at KYS and 1.5% (K) and 4.5% (Q) at KUS³. Thus, the elevation dependence of the gain variation was ignored. ΔG was obtained by using the ratio of the mean $(T_a^*)'$ to $(T_a^*)'$ of 3C 286. However, the

³ KVN status report: http://kvn.kasi.re.kr/status_report/

error was dominated by the thermal random noise. The flux density conversion factors were determined from the ratio of the flux densities to $(T_a^*)'$ of 3C 286 in the K and Q bands (see Table 1), which were obtained using the NRAO Mars emission model (Butler et al. 2001). To check the results, we compared these conversion factors with those obtained for planets (Lee et al. 2011), which have $\sim 10\%$ uncertainty, and found that they are consistent within 10% and 8% in the K and Q bands, respectively. Finally, the conversion factors obtained for 3C 286 were applied to estimate the source flux densities.

4. RESULTS AND DISCUSSION

4.1. Flux density measurement

Among 2043 sources, the flux densities of 1533 (75%) and 533 (27%) sources with 3σ noise levels of 66 (K band) and 108 (Q band) mJy were successfully measured. Their median flux densities were 397 and 588 mJy and the lowest flux densities were ~ 70 and ~ 120 mJy in the K and Q bands, respectively. Among them, the flux densities of 513 sources were measured in the K and Q bands simultaneously. The distribution of the measured flux densities are shown in Figure 2 and the measured flux densities are listed in Table 2.

The luminosity distribution of 1138 sources as a function of the redshift (z) are plotted in Figure 3. Archival redshifts were taken from NASA/IPAC Extragalactic Database (NED) and the Sloan Digital Sky Survey (SDSS) DR13. Only 23 sources were given as the photometric redshifts and their mean uncertainty are about 0.618. These luminosities are calculated with $H_0 = 73 \text{ km s}^{-1} \text{ Mpc}^{-1}$ and $\Omega_m = 0.27$ at 21.7 GHz⁴, according to the arbitrarily spectral indices ($\alpha = -1.0$ and 0.0 , $S \sim \nu^\alpha$, where S is the flux, and ν is the observed frequency). We denote spectra as steep ($\alpha < -0.5$), flat ($-0.5 \leq \alpha \leq 0.5$) and inverted ($\alpha > 0.5$) in this study. This figure reflects that our data are those of flux-limited samples, and they show the distribution of high-power radio sources, which ranges from 10^{24} to $10^{29} \text{ W Hz}^{-1}$ at 21.7 GHz (the observing frequency). According to the number distribution with respect to z in the bottom right panel in Figure 3, the peak is located at the $z \sim 1$. That of bright quasars is known to be around $z \sim 1$ (White et al. 2000). In addition, these distributions in four- z bins are shown in Figure 4. Gray-filled and black-hatched bars indicate each distribution according to $\alpha = -1.0$ and 0.0 , respectively. The distributions according to α are similar in the low- z region ($z < 0.5$), whereas they differ in the high- z region ($z \geq 0.5$).

4.2. Comparison with the VLBI flux densities in the S, X, K, and Q bands

We compared the VCS flux densities in the S and X bands with those of the KVNCS in the K and Q bands, because large difference, if ever, between the observed flux densities in the K and Q bands and the extrapolated flux densities in the S and X bands would mean VLBI missing flux problem, high source variability or source evolution (e.g., opacity changes). Their correlations with the weighted linear fit lines are shown in Figure 5. The linear correlation coefficients are 0.77 (S–K), 0.87 (X–K), 0.81 (S–Q), and 0.85 (X–Q). The linear fit lines are obtained using the data having a K-band flux density greater than 397 mJy (median flux) and less than 1Jy (arbitrarily) and a Q-band flux density greater than 587 mJy (median flux), because the data contain faint sources that were not detected at high frequency (e.g., the K or Q bands) but were detected at low frequency (e.g., the S or X bands). This causes a selection effect for non-detected sources (the red and black arrows), which are faint sources with a flux density less than 3σ . Thus, the sources less than the median flux density were excepted for fitting. In addition, the bright sources ($> 1\text{Jy}$) in the K band excluded for fitting because they can always be detected, although they are highly variable. The slopes of the weighted linear fit lines are 1.04 ± 0.024 and 0.79 ± 0.005 for the S–K and S–Q bands, respectively, whereas they are 0.63 ± 0.024 (X–K) and 0.59 ± 0.005 (X–Q). The differences between the slopes in the S and X bands imply that there are missing flux densities in the X band. The flux densities measured from the VCS were calculated from the CLEAN components from VLBI observations and the flux densities for some sources were obtained within 7 (S band) and 25 (X band) M λ in projected uv-distance (Petrov et al. 2006; Kovalev et al. 2007). Therefore, there is missing flux density in the X bands, depending on the structure of each source.

We also compared the flux densities of 232 (K band) and 76 (Q band) common sources from the KVNCS and VLBI imaging survey for the International Celestial Reference Frame at 24 and 43 GHz (Charlot et al. 2010). Figure 6 shows their flux–flux relationships in the K and Q bands. On the basis of the structure index (SI) from Charlot et al. (2010), 195 (84%) and 63 (83%) sources were identified as $\text{SI} < 3$ (compact sources), and the remaining 37 (16%) and 13 (17%) sources showed $\text{SI} \geq 3$ (sources with marginally compact or extended structure) in the K and Q bands, respectively. To obtain the weighted linear fit results, the data were selected in the same way as those in Figure 5. The linear fit

⁴ <http://ned.ipac.caltech.edu/>

at $SI < 3$ was performed for source flux densities greater than 397 mJy and less than 1 Jy. However, some compact sources show the big differences of flux density between VLBI and single dish. For instance, a source which has ~ 4 Jy of VLBI and ~ 1 Jy of single dish flux densities has been known as a variable, J0238+1636 which had big flux variations of around 5 Jy from 2007 to 2010⁵. In addition, a source which has ~ 0.3 Jy (VLBI) and ~ 3 Jy (single dish) is J1849+6705. Also this has been known as a variable which shows year-scale variations⁵. Therefore, these variables were not considered to fit in the K band. At $SI \geq 3$, on the other hand, the linear fit results were calculated with all sources because the number of sources was small to fit. The slope for the compact sources is 1.07 ± 0.065 , while that of extended sources is 0.66 ± 0.006 in the K band. We infer that most of the radiation from the compact sources ($SI < 3$) comes from the compact core region, whereas the extended sources ($SI \geq 3$) have missing flux. In the Q band, because there are few common sources, the weighted linear fit was applied to all 76 sources. We expect that most of the radiation ($\sim 80\%$) comes from the compact component, although about 20% of the flux density in the Q band is missing.

4.3. Spectral index distributions

Table 3 shows the statistics of α for 1533 sources in the K band and 553 sources in the Q band, and 513 sources detected in the K and Q bands simultaneously. As expected, many of our sources have flat spectra in both the S and X and the K and Q bands. The distributions of the spectral indices of the S and X (α_{SX}), X and K (α_{XK}), X and Q (α_{XQ}), and K and Q (α_{KQ}) bands are shown in Figure 7. The top panel shows the distributions of α_{SX} and α_{XK} for 1533 sources and α_{XQ} for 553 sources. The distribution of α_{XK} become broader than that of α_{SX} , but $\sim 88\%$ of the α_{SX} values and $\sim 70\%$ of the α_{XK} values belong to the flat spectrum ranges. In addition, the distribution of α_{XQ} is similar, and we expect that these are relatively bright sources. In the bottom panel, the distribution of α_{XK} is broader than the other distributions and shifts toward the inverted spectrum region because these sources are corrupted by flux density variability. There is an observational epoch gap between the VCS and KVNCS. However, α_{XQ} shows a distribution similar to that of α_{SX} . These sources are sufficiently bright. In addition, that of α_{KQ} is steeper ($\sim 14\%$) than those of α_{SX} ($\sim 6\%$), α_{XK} ($\sim 6\%$), and α_{XQ} ($\sim 3\%$). We infer that the sources become relatively optically thin in the K and Q bands. Nevertheless, 76% of the sources show flat spectra in the K and Q bands.

4.4. Sky coverage

Figure 8 clearly shows that our sample is fairly evenly distributed on the sky (this figure is the same as Figure 1 in Lee et al. (2012)). Assuming a spatial coherence scale of 5° , which is the separation angle between a target and the calibrators, 99% of the sky is covered by these sources above -32.5° in declination (Figure 9). The sky coverage is improved by more than 20% compared to that of the existing calibrators shown in Figure 1. In the same way, if the spatial coherence scales are assumed as 2.2° and 3° , the sky coverages are improved about 28 and 38%, respectively. 2.2° means a maximum separation of VERA dual-beam⁶ which is able to observe a target and a calibrator simultaneously and 3° is a typical coherence scale in the K band. Hence, it is expected that there will have the possibility of improving the sky coverage of the K band calibrators with a uniform distribution, comparing to the existing one (Figure 1).

5. SUMMARY

We conducted an extensive single dish survey (the KVNCS) of 2043 extragalactic radio sources in the K and Q bands using the KVN and successfully detected 1533 (75%) of the sources in the K band and 553 (27%) in the Q band. In addition, the flux densities of 513 sources were measured in the K and Q bands, simultaneously. This catalog is an important database for high frequency VLBI observations with the KVN and other available radio telescopes worldwide. In addition, these sources become VLBI calibrator candidates. The sky density distribution of the 1533 sources covered about 99% of the sky observable by the KVN. About 76% of the 513 sources still showed flat spectra in the K and Q bands. On the basis of the flux–flux relationship between the single dish survey and VLBI observations, we inferred that most of the radiation of many of the sources comes from the compact components. To confirm the feasibility of using these sources as reliable VLBI phase calibrators, however, VLBI fringe and imaging surveys should be performed. These VLBI follow-ups are ongoing with the KVN and KaVA (KVN and VERA Array) in the K band. In addition, a simultaneous multiwavelength Active Galactic Nuclei survey is in progress.

The authors appreciate the support of DRC program of Korea Research Council of Fundamental Science and Tech-

⁵ F-GAMMA project: <http://www3.mpifr-bonn.mpg.de/div/vlbi/fgamma/fgamma.html>

⁶ <http://veraserver.mtk.nao.ac.jp/system/dualbeam-e.html>

nology (FY 2013). We are grateful to all staff members at the KVN who helped to operate the array and to correlate the data. The KVN is a facility operated by KASI (Korea Astronomy and Space Science Institute). KVN operations are supported by KREONET (Korea Research Environment Open NETwork) which is managed and operated by KISTI (Korea Institute of Science and Technology Information). The authors are grateful for the valuable comments of the anonymous referee.

REFERENCES

- Beasley, A. J., Gordon, D., Peck, A. B., et al. 2002, *ApJS*, 141, 13
- Bourda, G., Charlot, P., Porcas, R. W., & Garrington, S. T. 2010, *A&A*, 520, A113
- Bourda, G., Collioud, A., Charlot, P., Porcas, R., & Garrington, S. 2011, *A&A*, 526, A102
- Butler, B. J., Steffes, P. G., Suleiman, S. H., Kolodner, M. A., & Jenkins, J. M. 2001, *Icarus*, 154, 226
- Charlot, P., Boboltz, D. A., Fey, A. L., et al. 2010, *AJ*, 139, 1713
- Chen, X., & Wright, E. L. 2009, *ApJ*, 694, 222
- de Zotti, G., Massardi, M., Negrello, M., & Wall, J. 2010, *A&A Rv*, 18, 1
- Dodson, R., Rioja, M. J., Jung, T.-H., et al. 2014, *AJ*, 148, 97
- Fante, R. L. 1975, *IEEE Proceedings*, 63, 1669
- Fey, A. L., & Charlot, P. 1997, *ApJS*, 111, 95
- Fey, A. L., Ma, C., Arias, E. F., et al. 2004, *AJ*, 127, 3587
- Fomalont, E. B., Petrov, L., MacMillan, D. S., Gordon, D., & Ma, C. 2003, *AJ*, 126, 2562
- Fuhrmann, L. 2004, dissertation, University of Bonn, Germany
- Gurvits, L. I., Kellermann, K. I., & Frey, S. 1999, *A&A*, 342, 378
- Han, S.-T., Lee, J.-W., Kang, J., et al. 2008, *International Journal of Infrared and Millimeter Waves*, 29, 69
- Jacobs, C. S., Clark, J. E., Garc -Mir , C., et al. 2014, in 8th IVS General Meeting, Shanghai, China, ed. D. Behrend, K. D. Baver, & K. L. Armstrong
- Jung, T., Sohn, B. W., & Byun, D. Y. 2012, in Proceedings of the 11th European VLBI Network Symposium Users Meeting. 9-12 October, 2012. Bordeaux (France), 60
- Jung, T., Sohn, B. W., & Byun, D. Y. 2014, in Proceedings of the 12th European VLBI Network Symposium and Users Meeting 7-10 October 2014. Cagliari, Italy., 86
- Jung, T., Sohn, B. W., Kobayashi, H., et al. 2011, *PASJ*, 63, 375
- Kellermann, K. I., & Pauliny-Toth, I. I. K. 1981, *ARA&A*, 19, 373
- Kovalev, Y. Y., Petrov, L., Fomalont, E. B., & Gordon, D. 2007, *AJ*, 133, 1236
- Kutner, M. L., & Ulich, B. L. 1981, *ApJ*, 250, 341
- Lanyi, G. E., Boboltz, D. A., Charlot, P., et al. 2010, *AJ*, 139, 1695
- Lee, J. A., Sohn, B. W., Jung, T., Byun, D. Y., & Lee, J. W. 2012, in Proceedings of the 11th European VLBI Network Symposium Users Meeting. 9-12 October, 2012. Bordeaux (France)., 28
- Lee, S.-S., Byun, D.-Y., Oh, C. S., et al. 2011, *PASP*, 123, 1398
- Lee, S.-S., Petrov, L., Byun, D.-Y., et al. 2014, *AJ*, 147, 77
- Ma, C., Arias, E. F., Eubanks, T. M., et al. 1998, *AJ*, 116, 516
- Mangum, J. G. 2000, *User's Manual for the NRAO 12 Meter Millimeter-Wave Telescope*, National Radio Astronomy Observatory, Tucson, Arizona
- Mantovani, F., Bondi, M., & Mack, K.-H. 2011, *A&A*, 533, A79
- Massardi, M., Ekers, R. D., Murphy, T., et al. 2011, *MNRAS*, 412, 318
- Murphy, T., Sadler, E. M., Ekers, R. D., et al. 2010, *MNRAS*, 402, 2403
- Petrov, L. 2012, *MNRAS*, 419, 1097
- Petrov, L., Hirota, T., Honma, M., et al. 2007, *AJ*, 133, 2487
- Petrov, L., Honma, M., & Shibata, S. M. 2012, *AJ*, 143, 35
- Petrov, L., Kovalev, Y. Y., Fomalont, E. B., & Gordon, D. 2005, *AJ*, 129, 1163
- 2006, *AJ*, 131, 1872
- 2008, *AJ*, 136, 580
- 2011, *AJ*, 142, 35
- Righini, S., Carretti, E., Ricci, R., et al. 2012, *MNRAS*, 426, 2107
- Rioja, M. J., Dodson, R., Jung, T., & Sohn, B. W. 2015, *AJ*, 150, 202
- Rioja, M. J., Dodson, R., Jung, T., et al. 2014, *AJ*, 148, 84
- Sohn, B. W., Oh, K. S., Jung, M. Y., Jung, T. H., & Lee, S. S. 2009, *Astronomische Nachrichten*, 330, 301
- White, R. L., Becker, R. H., Gregg, M. D., et al. 2000, *ApJS*, 126, 133
- Zensus, J. A. 1997, *ARA&A*, 35, 607

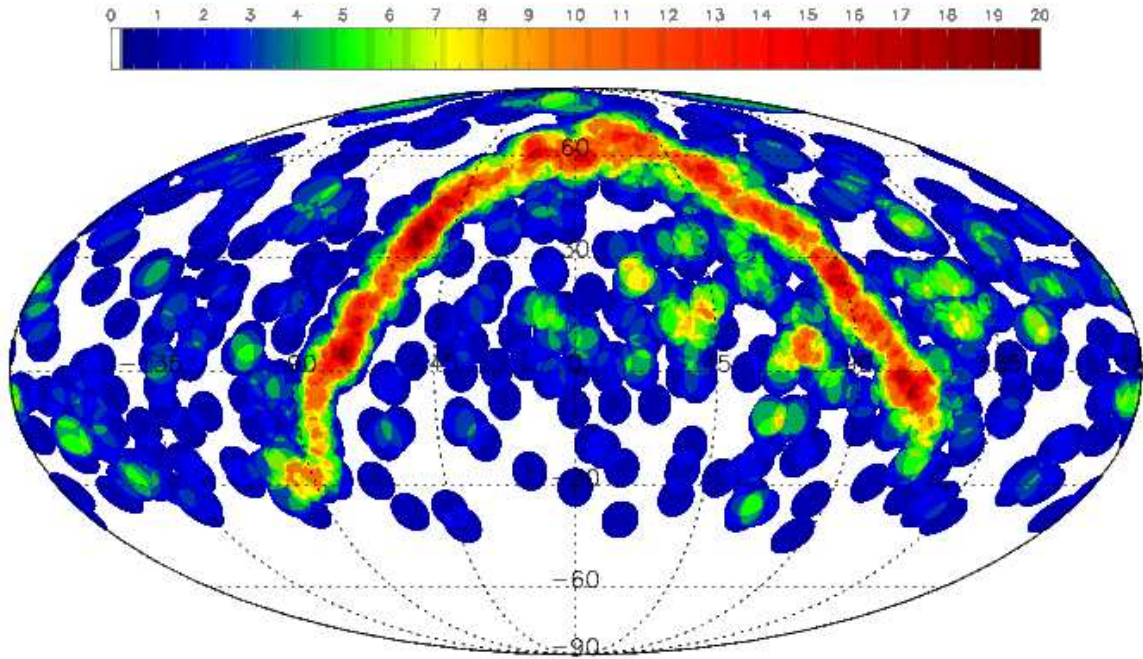


Figure 1. Spatial distribution of 858 sources detected in the K band from [Petrov et al. \(2007\)](#), [Lanyi et al. \(2010\)](#), [Petrov et al. \(2011\)](#), [Petrov et al. \(2012\)](#) and [Petrov \(2012\)](#). The radius of each circle is 5° , which is the separation angle between sources. The colored legend shows the values represented by overlapping circles. This map is drawn using a Mollweide equal-area projection (abscissa: right ascension $^\circ$, ordinate: declination $^\circ$).

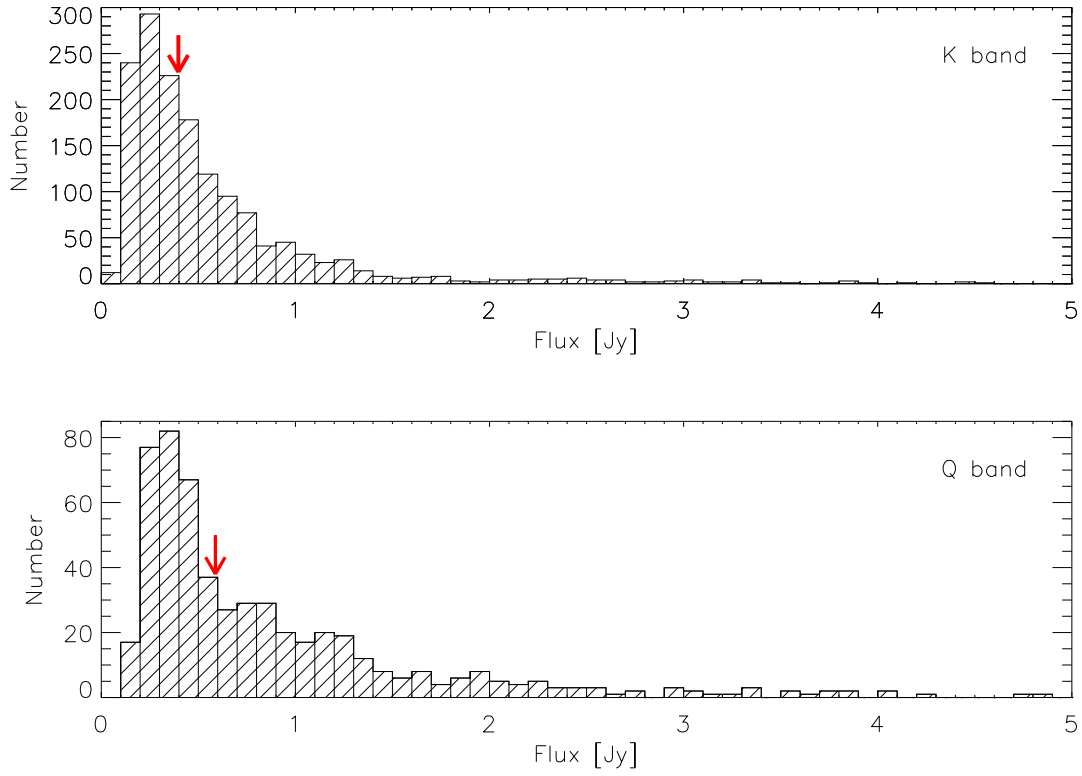


Figure 2. Flux density distributions of measured sources (≤ 5 Jy) in the K (top) and Q (bottom) bands. Red arrows indicate the median flux densities, 397 and 587 mJy in the K and Q bands, respectively, whereas the mean flux densities are 707 and 1,103 mJy, respectively.

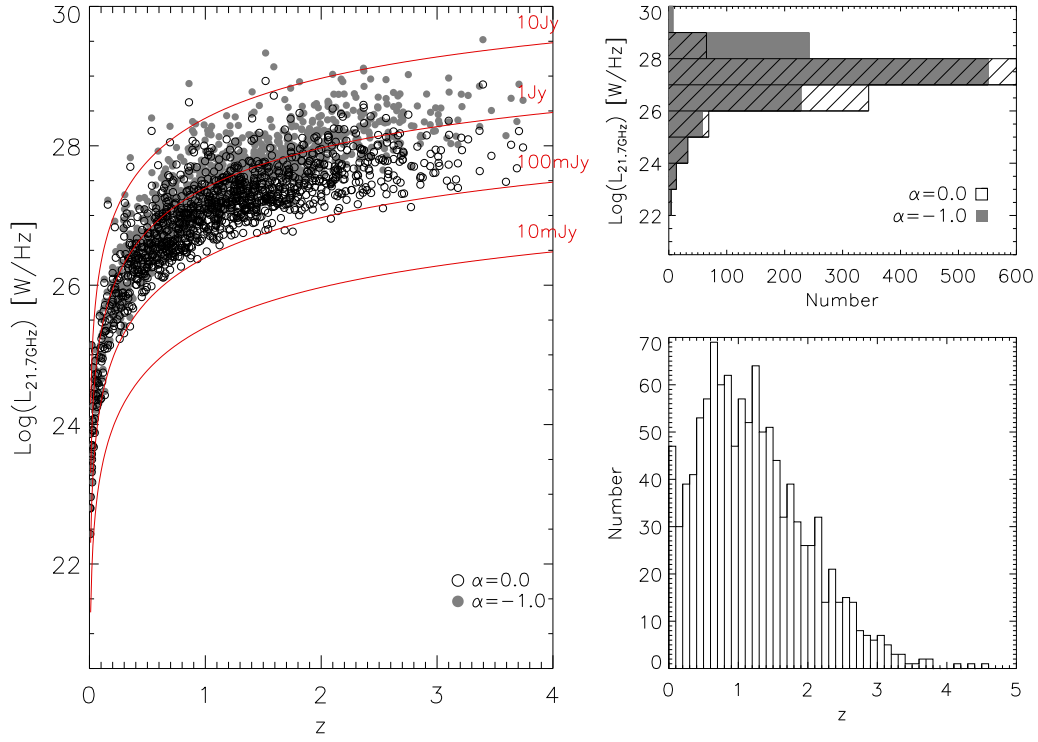


Figure 3. Luminosity distribution of 1137 sources as a function of redshift (z). The z values were taken from the NASA/IPAC Extragalactic Database (NED) and the Sloan Digital Sky Survey (SDSS) DR13. These luminosities are calculated with $H_0 = 73 \text{ km s}^{-1} \text{ Mpc}^{-1}$ and $\Omega_m = 0.27$ at 21.7 GHz, which is the observed frequency, according to the spectral index, α (-1.0 : gray filled circles, 0 : black circles). The red lines indicate the luminosity distribution at $\alpha = 0$ as the criteria for flux densities. Top right: The number of sources according to their luminosities at $\alpha = -1$ and 0 . Bottom right: The number of sources according to z .

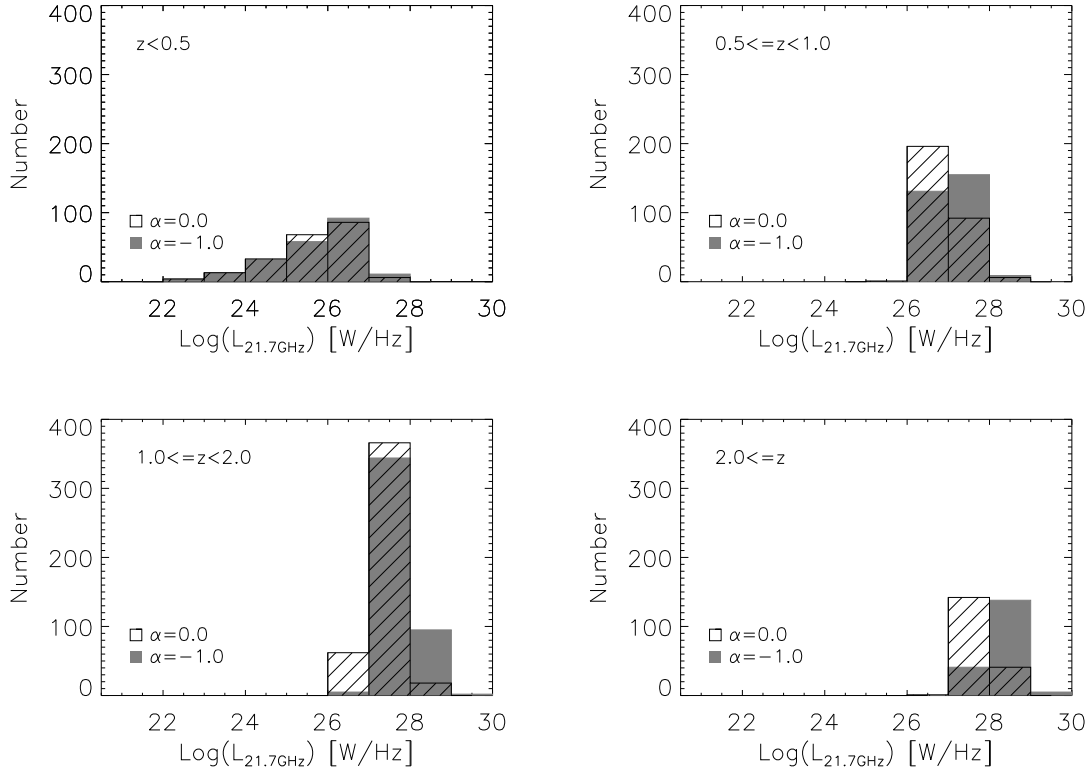


Figure 4. Luminosity distributions in four-redshift (z) bins. Gray filled and black hatched bars stand for the distributions for $\alpha = -1.0$ and 0.0 , respectively.

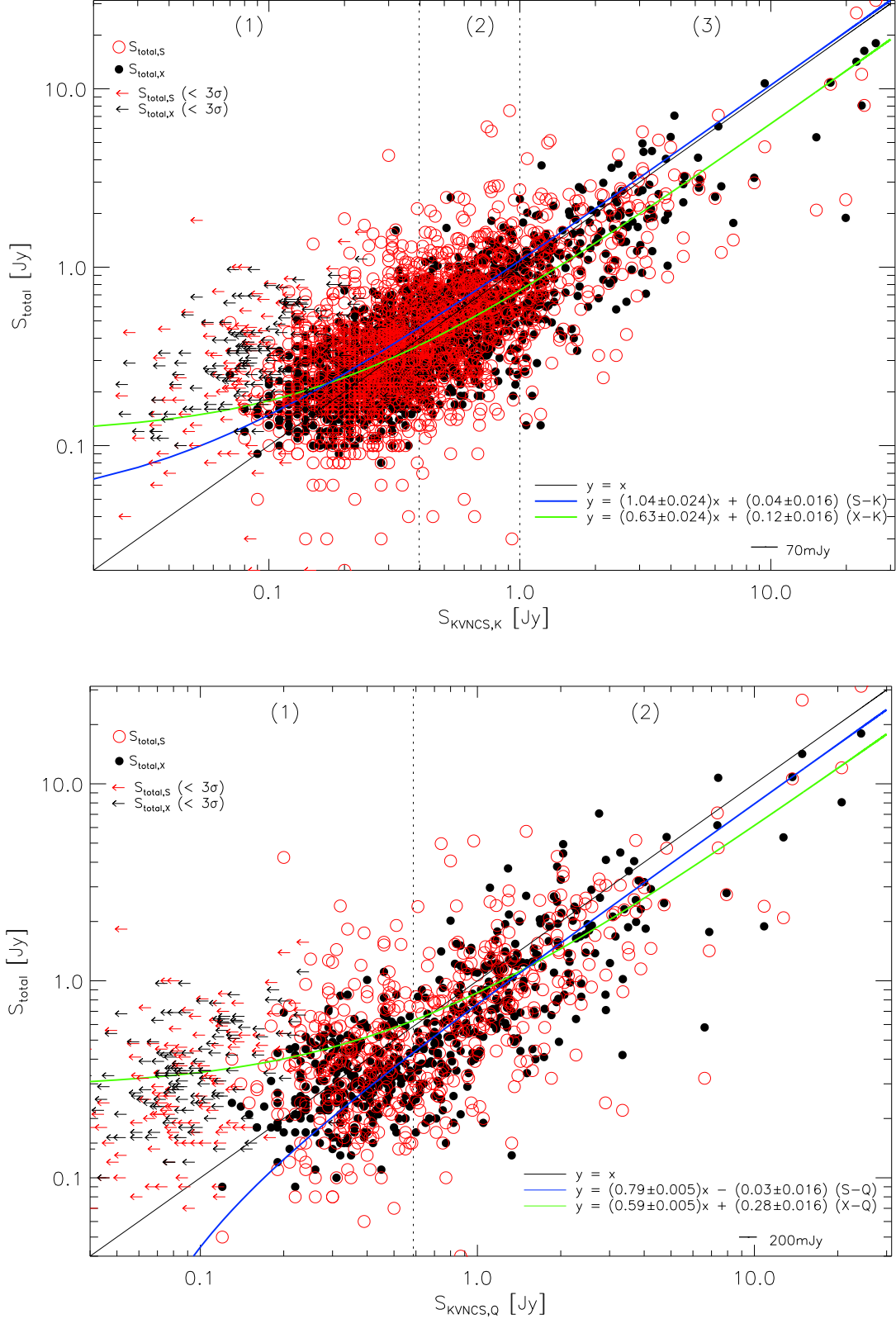


Figure 5. Top: the flux-flux relationship between the VCS (S_{total}) in the S (red circle) and X (black dot) bands and the measured flux densities of the KVNCS (S_{KVNCS}) in the K band. Black and red arrows indicate 1σ errors of the sources at less than 3σ detection. Black bars on the right and bottom indicate the mean 1σ measurement errors (70 mJy) of the bright sources (over 1 Jy) in the K band. Regions (1) and (2) are separated by the median flux densities (the first dotted line) of the KVNCS in the K band. Regions (2) and (3) are separated by 1 Jy (the second dotted line) arbitrarily. The blue (S-K) and green (X-K) lines are linear fit results obtained using the data in (2), and the black line is a proportional case. Bottom: the flux-flux relationship between the VCS (S_{total}) in the S (red circle) and X (black dot) bands and the measured flux densities of the KVNCS (S_{KVNCS}) in the Q band. Black and red arrows indicate 1σ errors of the sources at less than 3σ detection. The black bars on the right and bottom indicate the mean 1σ measurement errors (200 mJy) of the bright sources over 1 Jy in the Q band. Region (1) and (2) are separated by the median flux densities (the dotted line) of the KVNCS in the Q band. The blue (S-Q) and green (X-Q) lines are linear fit results obtained using the data in (2), and the black line is a proportional case.

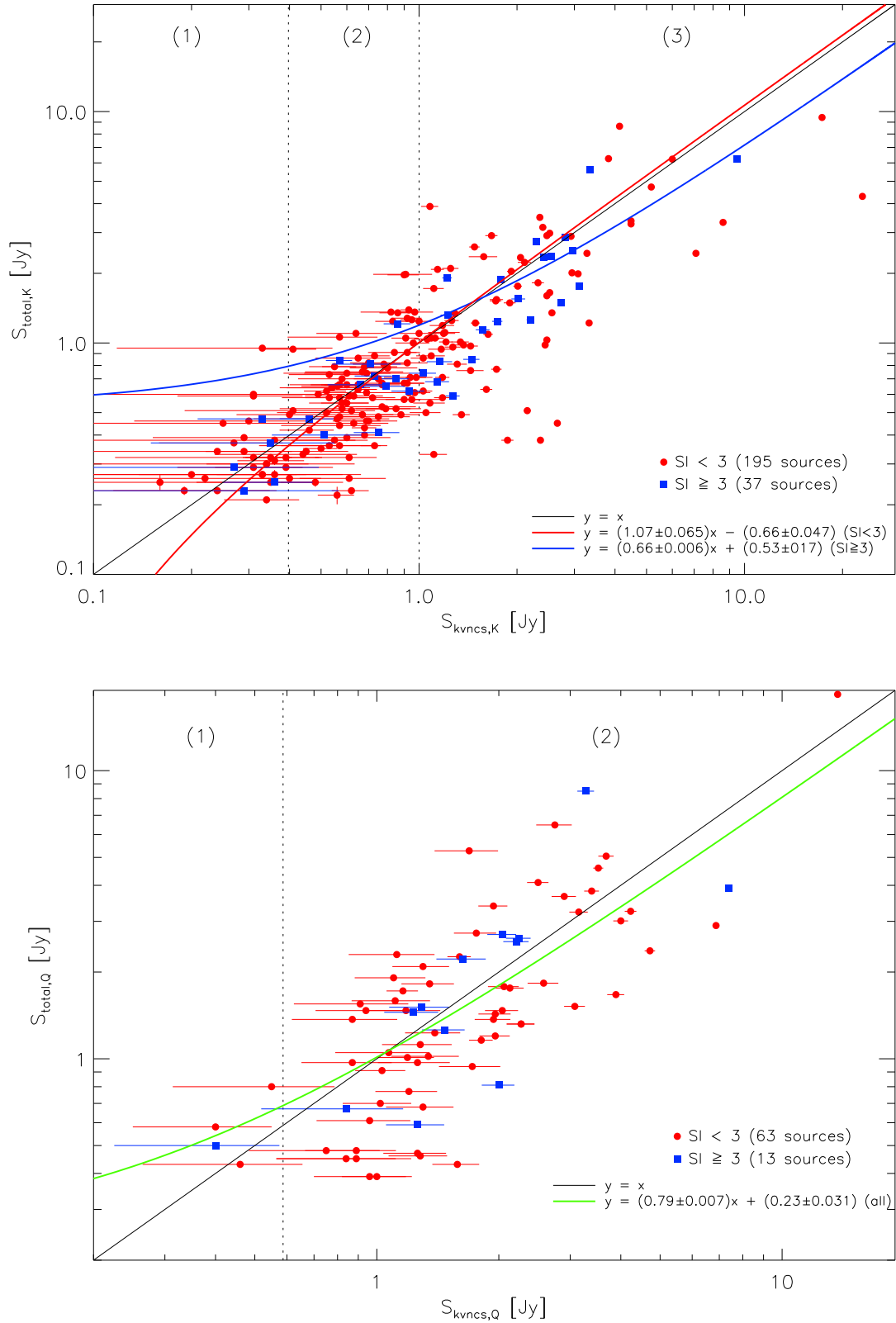


Figure 6. Top: flux–flux relationship of 232 common sources in the K band between single dish observations from the KVNCS and VLBI observations from (Charlot et al. 2010) according to the structure index (SI). The error bar of each source indicates the 1σ measurement error. Regions (1) and (2) are separated by the median flux densities (the first dotted line) of the KVNCS in the K band. Regions (2) and (3) are separated by 1 Jy (the second dotted line) arbitrarily. Red ($SI < 3$) and blue ($SI \geq 3$) lines show the weighted linear fit results obtained using the data in (2) and those from all extended sources, respectively (black line: proportional case). Bottom: flux–flux relationship of 76 common sources in the Q band. The error bar of each source indicates the 1σ measurement error. Green line shows the weighted linear fit result obtained using the all data, regardless of the SI (black line: proportional case).

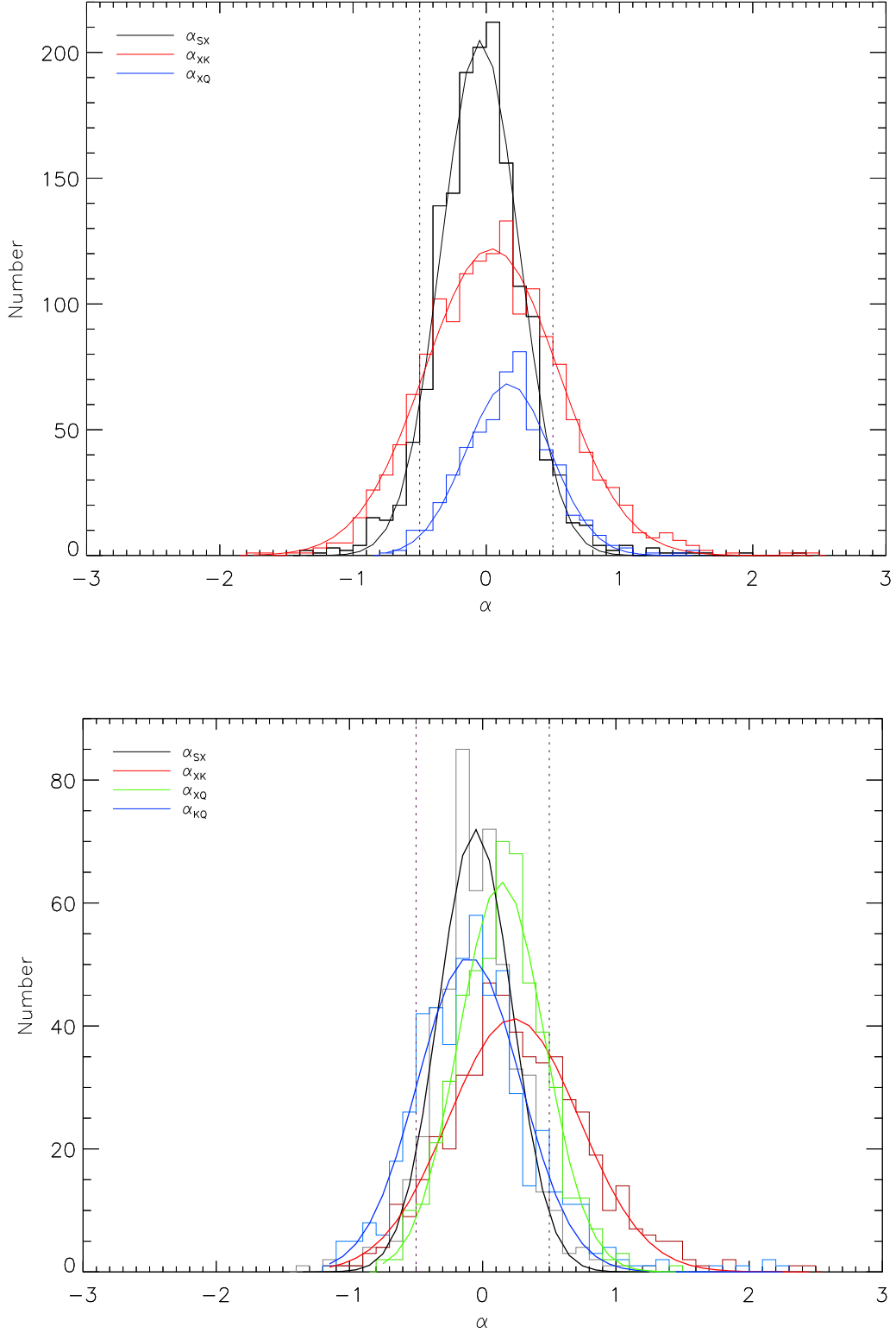


Figure 7. Top: number distributions of α_{SX} (black) and α_{XK} (red) of 1533 sources and α_{XQ} (blue) of 553 sources; black, red, and blue lines are Gaussian fit results; coefficients = (peak, center spectral index, standard deviation): $\alpha_{SX} = (205, -0.045, 0.290)$, $\alpha_{XK} = (122, 0.039, 0.499)$, and $\alpha_{XQ} = (68, 0.165, 0.318)$. Bottom: number distributions of α_{SX} (black), α_{XK} (red), α_{XQ} (green), and α_{KQ} (blue) of 513 sources measured simultaneously in the K and Q bands; black, red, green, and blue lines are Gaussian fit results; coefficient = (peak, center spectral index, standard deviation): $\alpha_{SX} = (72, -0.055, 0.275)$, $\alpha_{XK} = (41, 0.23, 0.490)$, $\alpha_{XQ} = (63.4, 0.14, 0.321)$, and $\alpha_{KQ} = (51, -0.101, 0.387)$. Vertical purple dotted lines indicate the typical minimum ($\alpha=-0.5$) and maximum ($\alpha=0.5$) α of flat spectrum. VLBI total flux densities in the S and X bands are taken from the VLBA Calibrator Survey (VCS).

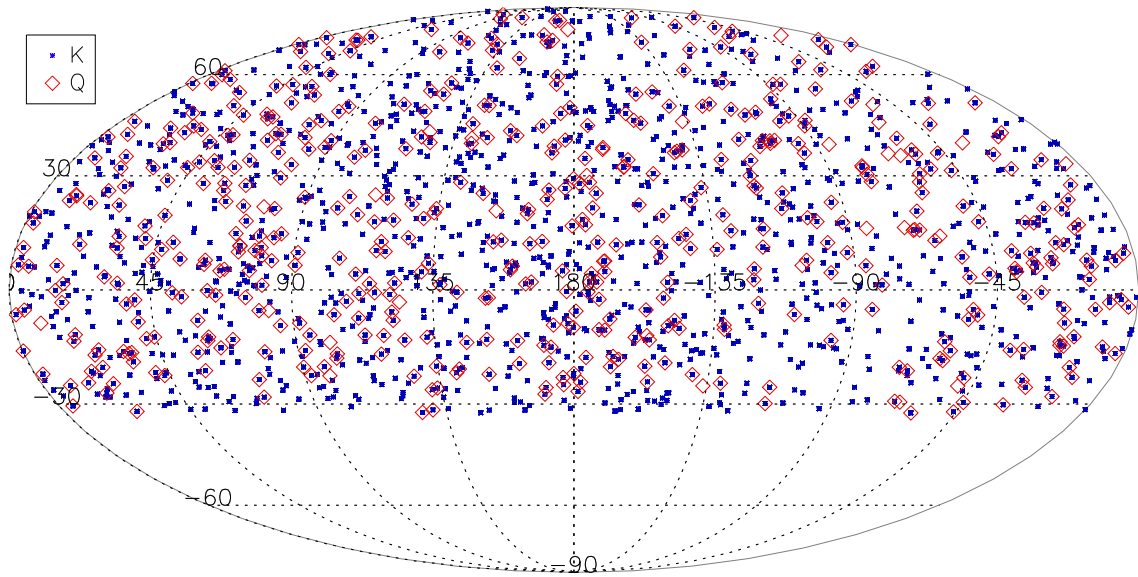


Figure 8. Sky distributions of our samples on the celestial sphere: 1533 (K band, blue asterisks) and 553 (Q-band, red diamonds) sources (same as Figure 1 in (Lee et al. 2012)). The lower limit in declination is -32.5° . (Abscissa: right ascension [$^\circ$], ordinate: declination [$^\circ$]).

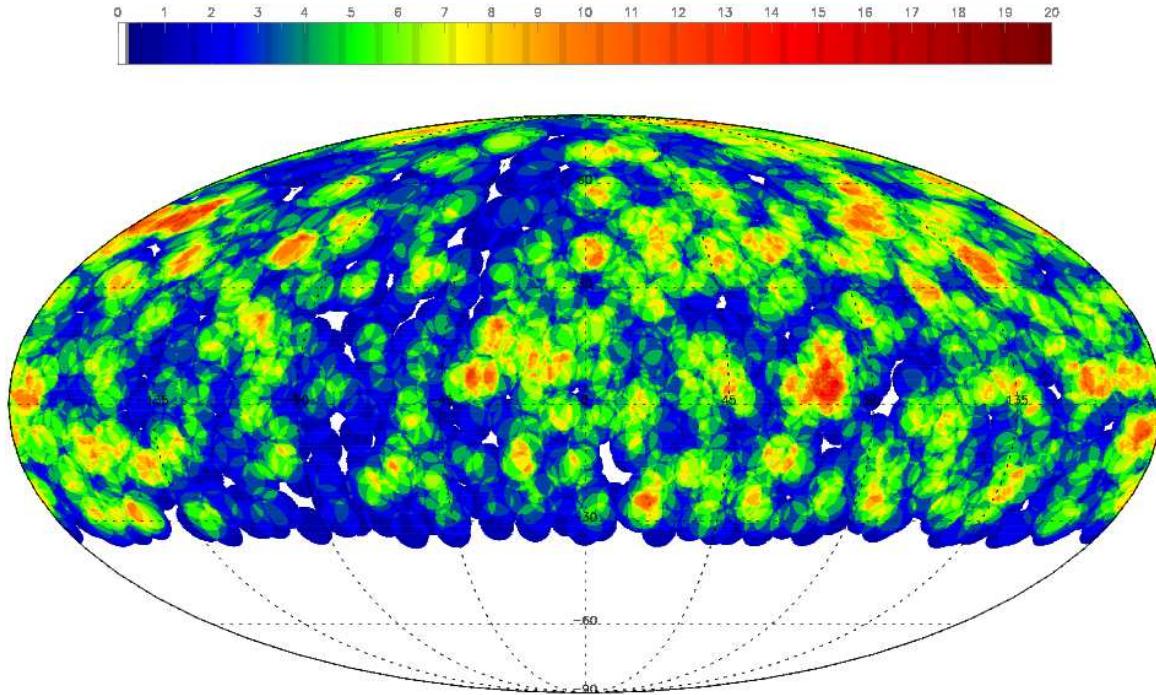


Figure 9. Sky coverage of 1533 sources by assuming a spatial coherence of 5° (radius of circles in Figure 1). Colored legend shows the values represented by overlapping circles. More than two sources are overlapped (89%); a single source (10%); no source (1%) is indicated by white regions. Mollwide equal-area projection technique was used (abscissa: right ascension [$^\circ$], ordinate: declination [$^\circ$])

Table 1. Observational information

Date	Observation code	Number of sources [#]	Telescope*	On-source integration time [s]	T_{sys}^{\dagger} [K]	$\tau_0^{\dagger\dagger}$	Conversion factor [Jy/K]
Dec. 2009	KVNCS1.0.1	...	KYS	40(K), 20(Q)	96.2(K), 181.7(Q)	0.053(K), 0.097(Q)	12.95(K), 12.99(Q)
Feb. 2010	KVNCS1.1.1	...	KYS	40(K), 20(Q)	74.3(K), 157.4(Q)	0.027(K), 0.088(Q)	12.78(K), 11.82(Q)
Mar. 2010	KVNCS1.1.2	...	KYS	40(K), 20(Q)	97.0(K), 168.9(Q)	0.068(K), 0.104(Q)	13.11(K), 12.88(Q)
May 2010	KVNCS1.1.3	595 §	KYS	40(K), 20(Q)	220.4(K), 397.1(Q)	0.103(K), 0.111(Q)	12.97(K), 12.45(Q)
June 2010	KVNCS1.2.1	396	KYS	80(K), 40(Q)	124.7(K), 184.0(Q)	0.111(K), 0.116(Q)	12.97(K), 12.45(Q)
Dec. 2010	KVNCS1.2.2	670	KUS	80(K), 40(Q)	95.8(K), 119.4(Q)	0.051(K), 0.086(Q)	13.67(K), 15.33(Q)
Jan. 2011	KVNCS1.3.1	573	KUS	160(K), 80(Q)	82.9(K), 137.5(Q)	0.034(K), 0.092(Q)	13.85(K), 16.24(Q)
Mar. 2011	KVNCS1.3.2	182	KYS	160(K), 80(Q)	88.3(K), 180.2(Q)	0.042(K), 0.091(Q)	12.99(K), 13.51(Q)

* KYS: KVN Yonsei Radio Observatory, KUS: KVN Ulsan Radio Observatory

† Mean system temperature of each observation

†† Mean zenith optical depth of each observation

§ Total number of sources from KVNCS1.0.1 to KVNCS1.1.3 is 595.

Table 2. Examples from the KVNCS Catalog

IAU name (J2000)	IVS name	R.A. [hh:mm:ss]	Dec. [°:':"]	Obs. code	Flux density ($\pm 1\sigma$) [Jy]	Obs. code	Flux density ($\pm 1\sigma$) [Jy]	Redshift (z)
(1)	(2)	(3)	(4)	(5)	(6)	(7)	(8)	(9)
J0007+5706	0005+568	00:07:48.47	57:06:10.44	KVNCS1.3.1	0.34 (± 0.04)	KVNCS1.3.1	0.23 (± 0.05)	...
J0008-2339	0005-239	00:08:00.37	-23:39:18.00	KVNCS1.3.1	0.16 (± 0.03)	1.412
J0008+6837	0005+683	00:08:33.47	68:37:22.08	KVNCS1.3.1	0.21 (± 0.02)
J0009+0628	0006+061	00:09:03.93	06:28:21.25	KVNCS1.3.1	0.22 (± 0.03)	KVNCS1.3.1	0.33 (± 0.05)	...
J0009+4001	0006+397	00:09:04.17	40:01:46.56	KVNCS1.3.2	0.29 (± 0.04)	1.830
J0010+1058	IIIZW2	00:10:31.00	10:58:29.64	KVNCS1.0.1	2.15 (± 0.12)	KVNCS1.0.1	2.90 (± 0.58)	0.089
J0010+1724	0007+171	00:10:33.99	17:24:18.72	KVNCS1.3.1	0.50 (± 0.04)	KVNCS1.3.1	0.46 (± 0.07)	1.601
J0010-2157	0008-222	00:10:53.65	-21:57:04.32	KVNCS1.3.1	0.41 (± 0.03)	KVNCS1.3.1	0.45 (± 0.07)	...
J0011-2612	0008-264	00:11:01.25	-26:12:33.48	KVNCS1.2.2	0.45 (± 0.05)	1.096
J0011+7045	0008+704	00:11:31.90	70:45:31.68	KVNCS1.3.1	0.47 (± 0.05)	KVNCS1.3.1	0.44 (± 0.06)	...

NOTE—(1) IAU name (J2000), (2) IVS names, (3) and (4) are the right ascension and declination taken from the VCS1–5, respectively, (5) and (6) are an observation code and the source flux density with 1σ error in the blanket in the K band, respectively, (7) and (8) are the same as (5) and (6) only in the Q band, (9) redshifts (z) of 1137 sources come from NASA/IPAC Extragalactic Database (NED) and Sloan Digital Sky Survey (SDSS) DR13. Full KVNCS catalog is given in the appendix.

Table 3. Statistics of α for 1533 sources in the K band, 553 sources in the Q band, and 513 sources measured simultaneously in the K and Q bands

Spectral index	1533 (K) & 553 (Q) sources			513 sources		
	Steep [%]	Flat [%]	Invert [%]	Steep [%]	Flat [%]	Invert [%]
α_{SX}	6.9	88.5	4.6	6.4	89.5	4.1
α_{XK}	12.9	68.2	19.9	5.8	62.6	31.6
α_{XQ}	2.3	82.3	15.4	2.7	84.2	13.0
α_{KQ}	13.5	76.2	10.3

APPENDIX

Table 2. The KVNCS catalog

IAU name (J2000)	IVS name	R.A. [hh:mm:ss]	Dec. [°:':"]	Obs. code	Flux density ($\pm 1\sigma$) [Jy]	Obs. code	Flux density ($\pm 1\sigma$) [Jy]	Redshift (z)
(1)	(2)	(3)	(4)	(5)	(6)	(7)	(8)	(9)
J0007+5706	0005+568	00:07:48.47	57:06:10.44	KVNCS1.3.1	0.34 (± 0.04)	KVNCS1.3.1	0.23 (± 0.05)	...
J0008-2339	0005-239	00:08:00.37	-23:39:18.00	KVNCS1.3.1	0.16 (± 0.03)	1.412
J0008+6837	0005+683	00:08:33.47	68:37:22.08	KVNCS1.3.1	0.21 (± 0.02)
J0009+0628	0006+061	00:09:03.93	06:28:21.25	KVNCS1.3.1	0.22 (± 0.03)	KVNCS1.3.1	0.33 (± 0.05)	...
J0009+4001	0006+397	00:09:04.17	40:01:46.56	KVNCS1.3.2	0.29 (± 0.04)	1.830
J0010+1058	IIIZW2	00:10:31.00	10:58:29.64	KVNCS1.0.1	2.15 (± 0.12)	KVNCS1.0.1	2.90 (± 0.58)	0.089
J0010+1724	0007+171	00:10:33.99	17:24:18.72	KVNCS1.3.1	0.50 (± 0.04)	KVNCS1.3.1	0.46 (± 0.07)	1.601
J0010-2157	0008-222	00:10:53.65	-21:57:04.32	KVNCS1.3.1	0.41 (± 0.03)	KVNCS1.3.1	0.45 (± 0.07)	...
J0011-2612	0008-264	00:11:01.25	-26:12:33.48	KVNCS1.2.2	0.45 (± 0.05)	1.096
J0011+7045	0008+704	00:11:31.90	70:45:31.68	KVNCS1.3.1	0.47 (± 0.05)	KVNCS1.3.1	0.44 (± 0.06)	...
J0011+0823	0009+081	00:11:35.27	08:23:55.57	KVNCS1.2.2	0.25 (± 0.08)
J0012+3353	0010+336	00:12:47.38	33:53:38.40	KVNCS1.3.1	0.19 (± 0.04)	1.682
J0013+4051	0010+405	00:13:31.13	40:51:37.08	KVNCS1.0.1	1.23 (± 0.15)	KVNCS1.0.1	1.17 (± 0.30)	0.255
J0013+4051	0010+405	00:13:31.13	40:51:37.08	KVNCS1.3.2	0.86 (± 0.08)	0.255
J0013+1910	0011+189	00:13:56.38	19:10:41.88	KVNCS1.3.1	0.15 (± 0.02)	0.473
J0014+6117	0012+610	00:14:48.79	61:17:43.44	KVNCS1.2.2	0.80 (± 0.04)	KVNCS1.2.2	0.55 (± 0.07)	...
J0016-0015	0013-005	00:16:11.09	00:15:12.45	KVNCS1.2.2	0.42 (± 0.03)	1.576 *
J0017+8135	0014+813	00:17:08.47	81:35:08.16	KVNCS1.0.1	0.72 (± 0.13)	3.366
J0017+8135	0014+813	00:17:08.47	81:35:08.16	KVNCS1.1.2	0.60 (± 0.12)	3.366
J0017-0512	0015-054	00:17:35.82	-05:12:41.76	KVNCS1.2.2	0.42 (± 0.04)	KVNCS1.2.2	0.52 (± 0.07)	0.227
J0017+5312	0015+529	00:17:51.76	53:12:19.08	KVNCS1.2.2	0.42 (± 0.03)	2.574
J0017-2748	0015-280	00:17:59.01	-27:48:21.60	KVNCS1.3.1	0.37 (± 0.03)	1.169
J0019+2021	0017+200	00:19:37.86	20:21:45.72	KVNCS1.0.1	0.44 (± 0.11)
J0019+2021	0017+200	00:19:37.86	20:21:45.72	KVNCS1.1.2	0.61 (± 0.10)
J0019+2602	0017+257	00:19:39.78	26:02:52.44	KVNCS1.2.2	0.31 (± 0.06)	0.284
J0019-3031	0017-307	00:19:42.68	-30:31:19.20	KVNCS1.3.1	0.38 (± 0.05)	KVNCS1.3.1	0.31 (± 0.08)	2.677
J0019+7327	0016+731	00:19:45.79	73:27:29.88	KVNCS1.0.1	0.91 (± 0.17)	KVNCS1.0.1	1.20 (± 0.25)	1.781
J0022+4525	0019+451	00:22:06.61	45:25:33.96	KVNCS1.2.2	0.29 (± 0.05)	KVNCS1.2.2	0.29 (± 0.06)	1.897
J0022+0608	0019+058	00:22:32.44	06:08:04.27	KVNCS1.2.2	0.41 (± 0.03)	KVNCS1.2.2	0.44 (± 0.08)	...
J0024-0412	0022-044	00:24:45.98	-04:12:01.55	KVNCS1.3.1	0.19 (± 0.02)	1.946
J0025+3919	0022+390	00:25:26.16	39:19:35.40	KVNCS1.2.2	0.39 (± 0.04)	1.946
J0027+5958	0024+597	00:27:03.29	59:58:53.04	KVNCS1.2.2	0.37 (± 0.07)	KVNCS1.2.2	0.36 (± 0.10)	...
J0028+2000	0025+197	00:28:29.82	20:00:26.64	KVNCS1.3.1	0.30 (± 0.03)	1.552 *
J0029-0113	0026-015	00:29:00.99	-01:13:41.77	KVNCS1.2.2	0.23 (± 0.04)	0.083 *
J0029+3456	0026+346	00:29:14.24	34:56:32.28	KVNCS1.2.2	0.60 (± 0.05)	KVNCS1.2.2	0.34 (± 0.08)	0.517
J0029+0554	0027+056	00:29:45.90	05:54:40.72	KVNCS1.0.1	0.73 (± 0.14)	1.317
J0030+7037	0027+703	00:30:14.41	70:37:40.08	KVNCS1.0.1	0.65 (± 0.19)
J0034+2754	0032+276	00:34:43.49	27:54:25.56	KVNCS1.2.2	0.22 (± 0.06)	2.9686 *
J0037+1109	0034+108	00:37:26.04	11:09:50.76	KVNCS1.2.2	0.15 (± 0.04)
J0037+3659	0035+367	00:37:46.14	36:59:11.04	KVNCS1.3.2	0.16 (± 0.02)	0.366
J0038-2459	0035-252	00:38:14.74	-24:59:02.40	KVNCS1.3.1	0.91 (± 0.04)	KVNCS1.3.1	1.01 (± 0.12)	0.498
J0038-2459	0035-252	00:38:14.74	-24:59:02.40	KVNCS1.3.2	1.14 (± 0.04)	KVNCS1.3.2	1.17 (± 0.24)	0.498
J0038+1227	0035+121	00:38:18.02	12:27:31.32	KVNCS1.3.1	0.36 (± 0.03)	1.395
J0038+4137	0035+413	00:38:24.84	41:37:05.88	KVNCS1.2.2	0.47 (± 0.05)	KVNCS1.2.2	0.38 (± 0.10)	1.353
J0039+1411	0037+139	00:39:39.62	14:11:57.48	KVNCS1.3.1	0.31 (± 0.02)	1.738

Table 2 continued on next page

Table 2 (*continued*)

IAU name (J2000) (1)	IVS name (2)	R.A. [hh:mm:ss] (3)	Dec. [°:':"] (4)	Obs. code (5)	Flux density ($\pm 1\sigma$) [Jy] (6)	Obs. code (7)	Flux density ($\pm 1\sigma$) [Jy] (8)	Redshift (z) (9)
J0040-0146	0038-020	00:40:57.61	-01:46:32.02	KVNCS1.2.2	0.50 (± 0.03)	1.178
J0042+2320	0039+230	00:42:04.55	23:20:00.96	KVNCS1.2.2	0.49 (± 0.03)	KVNCS1.2.2	0.38 (± 0.08)	1.426
J0042+5708	0039+568	00:42:19.45	57:08:36.60	KVNCS1.2.2	0.82 (± 0.04)	KVNCS1.2.2	0.66 (± 0.10)	1.141
J0047+5657	0044+566	00:47:00.43	56:57:42.48	KVNCS1.2.2	0.22 (± 0.03)	0.747
J0047+2435	0045+243	00:47:43.87	24:35:16.08	KVNCS1.2.2	0.30 (± 0.02)	KVNCS1.2.2	0.33 (± 0.10)	0.620
J0048+3157	NGC0262	00:48:47.14	31:57:25.20	KVNCS1.0.1	0.77 (± 0.16)	0.015
J0049+5128	0046+511	00:49:37.99	51:28:13.80	KVNCS1.2.2	0.26 (± 0.04)	0.869
J0049+0237	0047+023	00:49:43.24	02:37:03.79	KVNCS1.2.2	0.24 (± 0.03)	1.440 [†]
J0050-0929	0048-097	00:50:41.32	-09:29:05.21	KVNCS1.0.1	0.80 (± 0.15)	0.635
J0051-0650	0048-071	00:51:08.21	-06:50:02.22	KVNCS1.0.1	1.30 (± 0.11)	1.975
J0052+4402	0049+437	00:52:27.83	44:02:54.60	KVNCS1.3.1	0.16 (± 0.03)	2.623
J0052+8627	0046+861	00:52:32.85	86:27:44.28	KVNCS1.3.1	0.15 (± 0.02)
J0054+7053	0051+706	00:54:17.68	70:53:56.76	KVNCS1.2.2	0.20 (± 0.04)
J0055-1217	0052-125	00:55:11.78	-12:17:57.12	KVNCS1.2.2	0.20 (± 0.05)
J0055-1217	0052-125	00:55:11.78	-12:17:57.12	KVNCS1.3.1	0.13 (± 0.02)
J0056+1625	0054+161	00:56:55.29	16:25:13.44	KVNCS1.2.2	0.40 (± 0.04)	0.206
J0057+3021	NGC0315	00:57:48.88	30:21:08.64	KVNCS1.0.1	0.92 (± 0.10)	0.016
J0058-0539	0055-059	00:58:05.07	-05:39:52.27	KVNCS1.0.1	0.51 (± 0.12)	1.246
J0058+0620	0055+060	00:58:33.81	06:20:06.07	KVNCS1.2.2	0.20 (± 0.04)	KVNCS1.2.2	0.26 (± 0.07)	0.592
J0059+0006	0056-001	00:59:05.51	00:06:51.62	KVNCS1.3.1	0.72 (± 0.04)	KVNCS1.3.1	0.53 (± 0.08)	0.719
J0100+3345	0057+334	01:00:38.30	33:45:06.12	KVNCS1.3.1	0.11 (± 0.03)	2.148 *
J0102+5824	0059+581	01:02:45.78	58:24:11.16	KVNCS1.0.1	1.47 (± 0.22)	KVNCS1.0.1	1.67 (± 0.37)	0.644
J0102+5824	0059+581	01:02:45.78	58:24:11.16	KVNCS1.3.2	2.47 (± 0.15)	KVNCS1.3.2	2.50 (± 0.38)	0.644
J0104-2416	0102-245	01:04:58.19	-24:16:28.56	KVNCS1.3.1	1.06 (± 0.04)	KVNCS1.3.1	0.82 (± 0.12)	1.747
J0104-2416	0102-245	01:04:58.19	-24:16:28.56	KVNCS1.3.2	0.94 (± 0.03)	KVNCS1.3.2	0.63 (± 0.14)	1.747
J0105+4819	0102+480	01:05:49.92	48:19:03.36	KVNCS1.0.1	0.47 (± 0.09)
J0106-2718	0104-275	01:06:26.06	-27:18:11.88	KVNCS1.2.2	0.76 (± 0.04)	2.487
J0106-0315	0104-035	01:06:43.24	-03:15:36.29	KVNCS1.3.1	0.24 (± 0.03)	KVNCS1.3.1	0.19 (± 0.05)	...
J0108+0135	0106+013	01:08:38.76	01:35:00.31	KVNCS1.0.1	3.37 (± 0.18)	KVNCS1.0.1	2.70 (± 0.61)	2.099
J0108+0135	0106+013	01:08:38.76	01:35:00.31	KVNCS1.3.2	4.05 (± 0.26)	KVNCS1.3.2	3.01 (± 0.45)	2.099
J0109+6133	0106+612	01:09:46.33	61:33:30.60	KVNCS1.0.1	0.57 (± 0.13)	0.783
J0109+6133	0106+612	01:09:46.33	61:33:30.60	KVNCS1.1.2	0.51 (± 0.10)	0.783
J0110+6805	0106+678	01:10:12.86	68:05:41.28	KVNCS1.2.2	0.41 (± 0.03)	KVNCS1.2.2	0.41 (± 0.06)	0.290
J0110-0741	0108-079	01:10:50.02	-07:41:41.10	KVNCS1.2.2	0.32 (± 0.03)	1.776
J0111+3906	0108+388	01:11:37.32	39:06:28.08	KVNCS1.2.2	0.39 (± 0.07)	0.668
J0111-1317	0109-135	01:11:56.87	-13:17:01.32	KVNCS1.2.2	0.29 (± 0.05)	KVNCS1.2.2	0.33 (± 0.09)	2.420
J0112+2244	0109+224	01:12:05.83	22:44:38.76	KVNCS1.2.2	0.33 (± 0.07)	KVNCS1.2.2	0.35 (± 0.09)	0.265
J0112+3522	0109+351	01:12:12.96	35:22:19.20	KVNCS1.0.1	0.73 (± 0.11)	KVNCS1.0.1	0.96 (± 0.25)	0.450
J0113+4948	0110+495	01:13:27.01	49:48:24.12	KVNCS1.0.1	0.86 (± 0.09)	0.389
J0113+0222	0111+021	01:13:43.14	02:22:17.33	KVNCS1.0.1	0.75 (± 0.14)	0.047
J0113+0222	0111+021	01:13:43.14	02:22:17.33	KVNCS1.1.2	0.44 (± 0.12)	0.047
J0115-0127	0112-017	01:15:17.10	-01:27:04.57	KVNCS1.0.1	0.49 (± 0.11)	1.365
J0115-2804	0113-283	01:15:23.87	-28:04:55.20	KVNCS1.3.1	0.30 (± 0.03)	2.579
J0116-1136	0113-118	01:16:12.54	-11:36:15.48	KVNCS1.0.1	1.43 (± 0.19)	0.670
J0116-1136	0113-118	01:16:12.54	-11:36:15.48	KVNCS1.2.2	1.17 (± 0.16)	0.670
J0116-1136	0113-118	01:16:12.54	-11:36:15.48	KVNCS1.3.2	1.21 (± 0.08)	KVNCS1.3.2	1.64 (± 0.28)	0.670
J0117+1418	0114+140	01:17:25.19	14:18:12.24	KVNCS1.3.1	0.33 (± 0.03)	0.839
J0117-2111	0115-214	01:17:48.77	-21:11:06.72	KVNCS1.2.2	0.53 (± 0.05)	KVNCS1.2.2	0.50 (± 0.08)	1.490
J0118-2141	0116-219	01:18:57.28	-21:41:30.12	KVNCS1.1.2	1.06 (± 0.17)	1.161

Table 2 continued on next page

Table 2 (*continued*)

IAU name (J2000) (1)	IVS name (2)	R.A. [hh:mm:ss] (3)	Dec. [°:'"] (4)	Obs. code (5)	Flux density ($\pm 1\sigma$) [Jy] (6)	Obs. code (7)	Flux density ($\pm 1\sigma$) [Jy] (8)	Redshift (z) (9)
J0119+3210	0116+319	01:19:35.00	32:10:50.16	KVNCS1.3.2	0.56 (± 0.03)	KVNCS1.3.2	0.31 (± 0.09)	0.060
J0120-2701	0118-272	01:20:31.67	-27:01:24.60	KVNCS1.3.1	0.72 (± 0.04)	KVNCS1.3.1	0.72 (± 0.09)	0.559
J0121-2806	0118-283	01:21:00.76	-28:06:22.32	KVNCS1.3.1	0.13 (± 0.02)	3.119
J0121+1149	0119+115	01:21:41.58	11:49:50.52	KVNCS1.0.1	2.20 (± 0.13)	KVNCS1.0.1	1.83 (± 0.45)	0.571 *
J0121+1149	0119+115	01:21:41.58	11:49:50.52	KVNCS1.3.2	1.67 (± 0.14)	KVNCS1.3.2	1.23 (± 0.23)	0.571 *
J0121+0422	0119+041	01:21:56.84	04:22:24.74	KVNCS1.0.1	0.90 (± 0.12)	0.637
J0122+2502	0119+247	01:22:38.82	25:02:31.92	KVNCS1.0.1	0.56 (± 0.14)	2.025
J0122+2954	0119+296	01:22:45.44	29:54:12.60	KVNCS1.2.2	0.24 (± 0.06)
J0123+2615	0120+259	01:23:43.04	26:15:22.32	KVNCS1.3.1	0.23 (± 0.04)	0.849
J0125+4718	0122+470	01:25:07.72	47:18:03.24	KVNCS1.2.2	0.18 (± 0.04)
J0125-2549	0122-260	01:25:18.84	-25:49:04.44	KVNCS1.3.1	0.17 (± 0.04)
J0125-0005	0122-003	01:25:28.85	00:05:55.93	KVNCS1.0.1	1.14 (± 0.11)	1.075
J0126-2222	0123-226	01:26:15.00	-22:22:33.60	KVNCS1.2.2	0.29 (± 0.03)	0.720
J0126+2559	0123+257	01:26:42.79	25:59:01.32	KVNCS1.2.2	0.69 (± 0.05)	KVNCS1.2.2	0.49 (± 0.06)	2.368 *
J0128+4901	0125+487	01:28:08.08	49:01:05.88	KVNCS1.2.2	0.43 (± 0.02)	0.067
J0129+1446	0127+145	01:29:55.36	14:46:48.00	KVNCS1.2.2	0.32 (± 0.07)	1.626
J0130+0842	0127+084	01:30:27.65	08:42:46.19	KVNCS1.2.2	0.20 (± 0.05)	0.725
J0131+3834	0128+383	01:31:26.72	38:34:39.36	KVNCS1.2.2	0.27 (± 0.04)	1.277
J0132-1654	0130-171	01:32:43.48	-16:54:48.60	KVNCS1.1.2	1.40 (± 0.16)	KVNCS1.1.2	1.41 (± 0.43)	1.020
J0132-1654	0130-171	01:32:43.48	-16:54:48.60	KVNCS1.3.2	3.18 (± 0.18)	KVNCS1.3.2	2.91 (± 0.43)	1.020
J0132+4325	0129+431	01:32:44.12	43:25:32.52	KVNCS1.3.1	0.48 (± 0.02)	KVNCS1.3.1	0.39 (± 0.06)	...
J0135-2008	0133-204	01:35:37.50	-20:08:45.96	KVNCS1.2.2	0.26 (± 0.03)	KVNCS1.2.2	0.34 (± 0.08)	1.144
J0136+4751	0133+476	01:36:58.61	47:51:29.16	KVNCS1.0.1	4.13 (± 0.31)	KVNCS1.0.1	3.74 (± 0.59)	0.859
J0136+4751	0133+476	01:36:58.61	47:51:29.16	KVNCS1.3.2	2.40 (± 0.14)	KVNCS1.3.2	1.94 (± 0.31)	0.859
J0137+2145	0134+215	01:37:15.64	21:45:44.28	KVNCS1.2.2	0.19 (± 0.04)
J0137-2430	0135-247	01:37:38.35	-24:30:54.00	KVNCS1.1.2	2.43 (± 0.21)	KVNCS1.1.2	2.37 (± 0.65)	0.838
J0137-2430	0135-247	01:37:38.35	-24:30:54.00	KVNCS1.3.2	1.26 (± 0.09)	0.838
J0138-0540	0136-059	01:38:51.86	-05:40:08.26	KVNCS1.2.2	0.17 (± 0.03)	2.004
J0140-1532	0137-158	01:40:04.44	-15:32:55.68	KVNCS1.2.2	0.29 (± 0.03)	KVNCS1.2.2	0.31 (± 0.10)	1.669
J0141-0928	0138-097	01:41:25.84	-09:28:43.68	KVNCS1.0.1	0.94 (± 0.13)	0.733
J0141-0928	0138-097	01:41:25.84	-09:28:43.68	KVNCS1.1.2	1.11 (± 0.12)	0.733
J0141-0202	0139-022	01:41:33.79	-02:02:21.55	KVNCS1.2.2	0.21 (± 0.04)	1.281
J0143+4129	0140+412	01:43:03.18	41:29:20.40	KVNCS1.2.2	0.19 (± 0.03)	0.824
J0143-3200	0140-322	01:43:10.13	-32:00:56.52	KVNCS1.3.1	0.53 (± 0.04)	KVNCS1.3.1	0.55 (± 0.12)	0.375
J0143-3200	0140-322	01:43:10.13	-32:00:56.52	KVNCS1.3.2	0.54 (± 0.04)	KVNCS1.3.2	0.65 (± 0.16)	0.375
J0144+2705	0141+268	01:44:33.54	27:05:03.12	KVNCS1.2.2	0.30 (± 0.07)	KVNCS1.2.2	0.38 (± 0.07)	...
J0145-2733	0142-278	01:45:03.38	-27:33:34.20	KVNCS1.1.2	0.94 (± 0.18)	1.155
J0148+3854	0145+386	01:48:24.37	38:54:05.40	KVNCS1.2.2	0.26 (± 0.03)	KVNCS1.2.2	0.35 (± 0.09)	1.442
J0149+0555	0146+056	01:49:22.37	05:55:53.58	KVNCS1.0.1	0.49 (± 0.14)	2.348 *
J0149+0555	0146+056	01:49:22.37	05:55:53.58	KVNCS1.1.2	0.71 (± 0.12)	2.348 *
J0149+1857	0147+187	01:49:49.73	18:57:20.52	KVNCS1.2.2	0.30 (± 0.04)	0.584
J0151-1732	0148-177	01:51:06.08	-17:32:44.88	KVNCS1.2.2	0.36 (± 0.05)	0.698
J0151+2744	0148+274	01:51:27.14	27:44:41.64	KVNCS1.2.2	0.41 (± 0.04)	1.260
J0151+5454	0148+546	01:51:36.29	54:54:37.80	KVNCS1.3.1	0.18 (± 0.03)
J0152+3716	0149+370	01:52:12.22	37:16:05.52	KVNCS1.2.2	0.28 (± 0.03)
J0152+2207	0149+218	01:52:18.05	22:07:07.68	KVNCS1.0.1	1.01 (± 0.13)	KVNCS1.0.1	1.07 (± 0.26)	1.320
J0152+2207	0149+218	01:52:18.05	22:07:07.68	KVNCS1.3.2	1.31 (± 0.12)	KVNCS1.3.2	1.10 (± 0.24)	1.320
J0152+3350	0149+335	01:52:34.57	33:50:33.00	KVNCS1.3.1	0.16 (± 0.02)	2.431
J0153+7115	0149+710	01:53:25.84	71:15:06.48	KVNCS1.2.2	0.32 (± 0.05)	0.022

Table 2 continued on next page

Table 2 (*continued*)

IAU name (J2000) (1)	IVS name (2)	R.A. [hh:mm:ss] (3)	Dec. [°:':"] (4)	Obs. code (5)	Flux density ($\pm 1\sigma$) [Jy] (6)	Obs. code (7)	Flux density ($\pm 1\sigma$) [Jy] (8)	Redshift (z) (9)
J0154+4743	0151+474	01:54:56.30	47:43:26.40	KVNCS1.0.1	0.63 (± 0.10)	1.026
J0154+4743	0151+474	01:54:56.30	47:43:26.40	KVNCS1.1.2	0.61 (± 0.13)	1.026
J0156+3914	0153+389	01:56:31.42	39:14:30.84	KVNCS1.3.1	0.26 (± 0.03)	KVNCS1.3.1	0.39 (± 0.05)	...
J0200+0322	0158+031	02:00:40.82	03:22:49.51	KVNCS1.2.2	0.26 (± 0.03)	KVNCS1.2.2	0.31 (± 0.09)	1.581 *
J0201+0343	0159+034	02:01:51.49	03:43:09.26	KVNCS1.2.2	0.21 (± 0.05)
J0202+4205	0159+418	02:02:43.66	42:05:16.44	KVNCS1.2.2	0.58 (± 0.04)	KVNCS1.2.2	0.49 (± 0.10)	...
J0203+8106	0157+808	02:03:07.88	81:06:13.32	KVNCS1.2.2	0.22 (± 0.03)
J0203+7232	0159+723	02:03:33.37	72:32:53.52	KVNCS1.2.2	0.58 (± 0.03)	KVNCS1.2.2	0.43 (± 0.06)	...
J0203+1134	0201+113	02:03:46.66	11:34:45.48	KVNCS1.2.2	0.40 (± 0.07)	3.639
J0203+5411	0200+539	02:03:46.66	54:11:57.48	KVNCS1.3.1	0.17 (± 0.02)	KVNCS1.3.1	0.18 (± 0.04)	...
J0204+1514	0202+149	02:04:50.41	15:14:11.04	KVNCS1.0.1	1.03 (± 0.10)	0.405
J0204+4403	0201+438	02:04:54.80	44:03:06.84	KVNCS1.3.1	0.39 (± 0.03)	KVNCS1.3.1	0.28 (± 0.05)	...
J0204-1701	0202-172	02:04:57.68	-17:01:19.92	KVNCS1.1.2	1.33 (± 0.11)	1.739
J0205+3212	0202+319	02:05:04.92	32:12:30.24	KVNCS1.0.1	2.93 (± 0.20)	KVNCS1.0.1	1.73 (± 0.33)	1.466
J0205+3212	0202+319	02:05:04.92	32:12:30.24	KVNCS1.3.2	2.03 (± 0.14)	KVNCS1.3.2	1.51 (± 0.26)	1.466
J0206-2212	0204-224	02:06:20.09	-22:12:19.80	KVNCS1.3.1	0.15 (± 0.02)
J0207+6246	0203+625	02:07:03.00	62:46:12.00	KVNCS1.2.2	0.44 (± 0.04)
J0207+3152	0204+316	02:07:35.00	31:52:06.60	KVNCS1.2.2	0.17 (± 0.05)	1.213
J0208-2650	0206-270	02:08:22.34	-26:50:18.96	KVNCS1.3.1	0.17 (± 0.02)
J0209+1352	0206+136	02:09:36.00	13:52:00.84	KVNCS1.2.2	0.38 (± 0.05)	KVNCS1.2.2	0.23 (± 0.07)	0.631
J0209+7229	0205+722	02:09:51.80	72:29:26.52	KVNCS1.2.2	0.52 (± 0.03)	KVNCS1.2.2	0.64 (± 0.08)	0.895
J0211+1051	0208+106	02:11:13.16	10:51:34.92	KVNCS1.2.2	1.69 (± 0.06)	KVNCS1.2.2	1.51 (± 0.12)	0.200
J0211+1051	0208+106	02:11:13.16	10:51:34.92	KVNCS1.3.2	1.28 (± 0.10)	0.200
J0211-1558	0209-162	02:11:49.78	-15:58:18.84	KVNCS1.2.2	0.20 (± 0.03)	KVNCS1.2.2	0.77 (± 0.12)	0.177
J0213+1820	0210+181	02:13:10.52	18:20:25.44	KVNCS1.2.2	0.28 (± 0.04)	1.817
J0215-0222	0213-026	02:15:42.01	-02:22:56.75	KVNCS1.2.2	0.46 (± 0.04)	1.178
J0217-0820	0214-085	02:17:02.65	-08:20:52.37	KVNCS1.2.2	0.68 (± 0.04)	0.607
J0217+0837	0214+083	02:17:17.12	08:37:03.90	KVNCS1.2.2	0.45 (± 0.04)	1.400
J0217+7349	0212+735	02:17:30.80	73:49:32.52	KVNCS1.0.1	3.11 (± 0.20)	KVNCS1.0.1	2.06 (± 0.41)	2.367
J0217+7349	0212+735	02:17:30.80	73:49:32.52	KVNCS1.3.2	2.81 (± 0.12)	KVNCS1.3.2	2.00 (± 0.37)	2.367
J0217+0144	0215+015	02:17:48.95	01:44:49.70	KVNCS1.0.1	1.87 (± 0.13)	KVNCS1.0.1	1.89 (± 0.45)	1.715
J0217+0144	0215+015	02:17:48.95	01:44:49.70	KVNCS1.3.2	1.66 (± 0.13)	KVNCS1.3.2	1.45 (± 0.35)	1.715
J0217-1631	0215-167	02:17:57.26	-16:31:10.56	KVNCS1.2.2	0.31 (± 0.04)	KVNCS1.2.2	0.38 (± 0.09)	0.516
J0219+0120	0216+011	02:19:07.03	01:20:59.86	KVNCS1.0.1	0.82 (± 0.15)	1.623
J0219+0120	0216+011	02:19:07.03	01:20:59.86	KVNCS1.1.2	0.70 (± 0.08)	1.623
J0219-1842	0217-189	02:19:21.14	-18:42:38.88	KVNCS1.2.2	0.39 (± 0.04)	KVNCS1.2.2	0.41 (± 0.07)	...
J0219+4727	0216+472	02:19:23.38	47:27:39.96	KVNCS1.3.1	0.16 (± 0.03)
J0219+4806	0216+478	02:19:26.69	48:06:38.88	KVNCS1.3.1	0.15 (± 0.01)
J0220-1305	0218-133	02:20:28.21	-13:05:18.96	KVNCS1.2.2	0.29 (± 0.03)	1.445
J0220+3241	0217+324	02:20:48.05	32:41:06.36	KVNCS1.2.2	0.30 (± 0.03)	1.620
J0222-1615	0219-164	02:22:00.73	-16:15:16.56	KVNCS1.2.2	0.33 (± 0.04)	KVNCS1.2.2	0.37 (± 0.10)	0.700
J0222+4302	0219+428	02:22:39.61	43:02:07.80	KVNCS1.0.1	0.87 (± 0.09)	KVNCS1.0.1	0.82 (± 0.26)	0.444
J0224+0659	0221+067	02:24:28.44	06:59:23.35	KVNCS1.0.1	0.90 (± 0.10)	0.511
J0226+3421	0223+341	02:26:10.32	34:21:30.24	KVNCS1.2.2	0.79 (± 0.06)	2.910
J0227-3026	0225-306	02:27:40.54	-30:26:03.48	KVNCS1.2.2	0.20 (± 0.06)	0.303
J0228+5005	0224+498	02:28:00.48	50:05:58.92	KVNCS1.3.1	0.20 (± 0.03)	KVNCS1.3.1	0.17 (± 0.05)	...
J0228+6721	4C67.05	02:28:50.05	67:21:02.88	KVNCS1.0.1	1.40 (± 0.14)	KVNCS1.0.1	1.47 (± 0.26)	0.523
J0228+6721	4C67.05	02:28:50.05	67:21:02.88	KVNCS1.3.2	0.85 (± 0.07)	KVNCS1.3.2	0.85 (± 0.18)	0.523
J0228-0337	0226-038	02:28:53.22	-03:37:37.13	KVNCS1.2.2	0.79 (± 0.05)	KVNCS1.2.2	0.71 (± 0.08)	2.055

Table 2 continued on next page

Table 2 (*continued*)

IAU name (J2000) (1)	IVS name (2)	R.A. [hh:mm:ss] (3)	Dec. [°:':"] (4)	Obs. code (5)	Flux density ($\pm 1\sigma$) [Jy] (6)	Obs. code (7)	Flux density ($\pm 1\sigma$) [Jy] (8)	Redshift (z) (9)
J0231+1322	0229+131	02:31:45.88	13:22:54.84	KVNCS1.0.1	1.45 (± 0.12)	2.059
J0232+2628	0229+262	02:32:27.64	26:28:38.64	KVNCS1.2.2	0.28 (± 0.05)
J0236-2953	0234-301	02:36:31.18	-29:53:55.68	KVNCS1.2.2	0.31 (± 0.06)	2.103
J0237+2848	0234+285	02:37:52.39	28:48:09.00	KVNCS1.0.1	2.31 (± 0.16)	KVNCS1.0.1	2.24 (± 0.39)	1.213
J0237+2848	0234+285	02:37:52.39	28:48:09.00	KVNCS1.3.2	2.41 (± 0.15)	KVNCS1.3.2	2.24 (± 0.35)	1.213
J0238+1636	0235+164	02:38:38.94	16:36:59.40	KVNCS1.0.1	1.15 (± 0.19)	KVNCS1.0.1	1.39 (± 0.30)	0.940
J0238+1636	0235+164	02:38:38.94	16:36:59.40	KVNCS1.3.2	1.07 (± 0.07)	KVNCS1.3.2	1.07 (± 0.24)	0.940
J0239-0234	0237-027	02:39:45.47	-02:34:40.91	KVNCS1.0.1	1.28 (± 0.15)	1.116
J0239-0234	0237-027	02:39:45.47	-02:34:40.91	KVNCS1.3.2	1.61 (± 0.11)	KVNCS1.3.2	1.58 (± 0.33)	1.116
J0239+0416	0237+040	02:39:51.26	04:16:21.40	KVNCS1.2.2	0.31 (± 0.04)	0.978
J0240-2309	0237-233	02:40:08.18	-23:09:15.84	KVNCS1.2.2	0.77 (± 0.05)	2.223
J0241-0815	NGC1052	02:41:04.81	-08:15:20.74	KVNCS1.0.1	1.20 (± 0.10)	0.005
J0241-0815	NGC1052	02:41:04.81	-08:15:20.74	KVNCS1.3.2	1.25 (± 0.08)	KVNCS1.3.2	0.95 (± 0.23)	0.005
J0242+1742	0239+175	02:42:24.26	17:42:58.68	KVNCS1.2.2	0.37 (± 0.03)	0.551
J0242+1101	0239+108	02:42:29.16	11:01:00.84	KVNCS1.0.1	0.97 (± 0.11)	2.680
J0242-2132	0240-217	02:42:35.93	-21:32:25.80	KVNCS1.3.1	0.31 (± 0.02)	KVNCS1.3.1	0.29 (± 0.08)	0.314
J0243-0550	0240-060	02:43:12.47	-05:50:55.28	KVNCS1.2.2	0.43 (± 0.04)	1.805
J0244+1320	0242+131	02:44:45.71	13:20:07.08	KVNCS1.2.2	0.29 (± 0.03)	KVNCS1.2.2	0.24 (± 0.06)	...
J0244+6228	0241+622	02:44:57.70	62:28:06.60	KVNCS1.0.1	1.63 (± 0.15)	KVNCS1.0.1	1.28 (± 0.32)	0.044
J0244+6228	0241+622	02:44:57.70	62:28:06.60	KVNCS1.3.2	1.12 (± 0.08)	0.044
J0246-2935	0244-297	02:46:21.47	-29:35:06.00	KVNCS1.3.1	0.15 (± 0.02)
J0246-1236	0244-128	02:46:58.48	-12:36:30.96	KVNCS1.3.1	0.30 (± 0.03)	KVNCS1.3.1	0.22 (± 0.07)	2.201
J0247+3254	0244+327	02:47:41.24	32:54:31.68	KVNCS1.2.2	0.26 (± 0.04)
J0248-1631	0245-167	02:48:07.74	-16:31:46.56	KVNCS1.2.2	0.22 (± 0.05)
J0248+0434	0245+043	02:48:14.83	04:34:40.87	KVNCS1.3.1	0.13 (± 0.03)	0.024
J0249+0619	0246+061	02:49:18.01	06:19:51.96	KVNCS1.2.2	0.51 (± 0.03)	1.881
J0250-2627	0248-266	02:50:35.56	-26:27:42.48	KVNCS1.3.1	0.12 (± 0.03)
J0251+4315	0248+430	02:51:34.52	43:15:15.84	KVNCS1.0.1	0.69 (± 0.11)	1.310
J0251+4315	0248+430	02:51:34.52	43:15:15.84	KVNCS1.1.2	0.79 (± 0.09)	1.310
J0251+5616	0248+560	02:51:54.61	56:16:19.56	KVNCS1.2.2	0.48 (± 0.04)	KVNCS1.2.2	0.43 (± 0.07)	...
J0252-2219	0250-225	02:52:47.96	-22:19:25.32	KVNCS1.2.2	0.62 (± 0.03)	KVNCS1.2.2	0.41 (± 0.09)	1.427
J0253+3835	0249+383	02:53:08.88	38:35:25.08	KVNCS1.2.2	0.35 (± 0.03)	1.122
J0253+3217	0250+320	02:53:33.65	32:17:20.76	KVNCS1.2.2	0.34 (± 0.03)	KVNCS1.2.2	0.39 (± 0.08)	...
J0253+5102	0250+508	02:53:57.62	51:02:56.40	KVNCS1.2.2	0.27 (± 0.03)	1.732
J0254+3931	0251+393	02:54:42.62	39:31:34.68	KVNCS1.2.2	0.36 (± 0.04)	KVNCS1.2.2	0.41 (± 0.08)	0.289
J0256-2137	0253-218	02:56:12.84	-21:37:29.28	KVNCS1.3.1	0.18 (± 0.02)	1.470
J0257+6556	0252+657	02:57:01.33	65:56:35.52	KVNCS1.2.2	0.30 (± 0.03)
J0257-1212	0255-124	02:57:41.00	-12:12:01.44	KVNCS1.2.2	0.34 (± 0.03)	KVNCS1.2.2	0.42 (± 0.09)	1.391
J0257+7843	0251+785	02:57:52.56	78:43:46.92	KVNCS1.2.2	0.31 (± 0.05)
J0259+0747	0256+075	02:59:27.06	07:47:39.66	KVNCS1.2.2	0.49 (± 0.04)	KVNCS1.2.2	0.57 (± 0.09)	0.893
J0259-0019	0256-005	02:59:28.50	00:19:59.97	KVNCS1.0.1	0.97 (± 0.13)	2.001
J0259+1925	0256+192	02:59:29.65	19:25:44.40	KVNCS1.2.2	0.31 (± 0.04)	KVNCS1.2.2	0.36 (± 0.06)	0.545
J0301-3126	0259-316	03:01:16.25	-31:26:15.72	KVNCS1.3.1	0.19 (± 0.02)
J0301-1652	0258-170	03:01:16.61	-16:52:45.12	KVNCS1.3.1	0.31 (± 0.02)
J0301+0602	0258+058	03:01:33.71	06:02:27.28	KVNCS1.2.2	0.32 (± 0.04)	2.313
J0302+5331	0258+533	03:02:22.74	53:31:46.56	KVNCS1.2.2	0.33 (± 0.02)
J0302+1218	0259+121	03:02:30.55	12:18:56.88	KVNCS1.2.2	0.18 (± 0.03)
J0303+4716	0300+470	03:03:35.24	47:16:16.32	KVNCS1.0.1	1.59 (± 0.16)	KVNCS1.0.1	1.85 (± 0.39)	0.475
J0303+4716	0300+470	03:03:35.24	47:16:16.32	KVNCS1.2.2	1.96 (± 0.33)	0.475

Table 2 continued on next page

Table 2 (*continued*)

IAU name (J2000) (1)	IVS name (2)	R.A. [hh:mm:ss] (3)	Dec. [°:′:″] (4)	Obs. code (5)	Flux density ($\pm 1\sigma$) [Jy] (6)	Obs. code (7)	Flux density ($\pm 1\sigma$) [Jy] (8)	Redshift (z) (9)
J0303+4716	0300+470	03:03:35.24	47:16:16.32	KVNCS1.3.2	2.28 (± 0.10)	KVNCS1.3.2	2.03 (± 0.36)	0.475
J0304+6821	0259+681	03:04:22.01	68:21:37.44	KVNCS1.0.1	0.82 (± 0.14)
J0304+6821	0259+681	03:04:22.01	68:21:37.44	KVNCS1.1.1	0.80 (± 0.07)
J0304+6821	0259+681	03:04:22.01	68:21:37.44	KVNCS1.1.2	0.84 (± 0.14)	KVNCS1.1.2	0.75 (± 0.12)	...
J0304+3348	0301+336	03:04:41.38	33:48:43.56	KVNCS1.2.2	0.60 (± 0.04)	KVNCS1.2.2	0.43 (± 0.11)	...
J0306+6243	0302+625	03:06:42.66	62:43:01.92	KVNCS1.3.1	0.25 (± 0.03)
J0308+0406	NGC1218	03:08:26.23	04:06:39.31	KVNCS1.2.2	1.09 (± 0.06)	0.029
J0309+1029	0306+102	03:09:03.64	10:29:16.44	KVNCS1.0.1	1.16 (± 0.14)	KVNCS1.0.1	1.70 (± 0.49)	0.863
J0309+1029	0306+102	03:09:03.64	10:29:16.44	KVNCS1.3.2	1.26 (± 0.08)	KVNCS1.3.2	1.35 (± 0.27)	0.863
J0310+3814	0307+380	03:10:49.87	38:14:53.88	KVNCS1.0.1	0.65 (± 0.09)	0.816
J0310+3814	0307+380	03:10:49.87	38:14:53.88	KVNCS1.1.2	0.62 (± 0.07)	0.816
J0312+0133	0310+013	03:12:43.60	01:33:17.57	KVNCS1.2.2	0.28 (± 0.03)	0.664
J0313+4120	0309+411	03:13:01.96	41:20:01.32	KVNCS1.0.1	1.34 (± 0.11)	KVNCS1.0.1	1.36 (± 0.35)	0.134
J0313+0228	0310+022	03:13:13.40	02:28:35.29	KVNCS1.3.1	0.13 (± 0.02)
J0315-1656	0313-171	03:15:27.68	-16:56:29.76	KVNCS1.3.1	0.21 (± 0.02)
J0317+5643	0314+565	03:17:54.96	56:43:57.72	KVNCS1.3.1	0.24 (± 0.05)	KVNCS1.3.1	0.21 (± 0.07)	...
J0319+4130	3C84	03:19:48.14	41:30:42.12	KVNCS1.0.1	19.62 (± 0.94)	KVNCS1.0.1	14.87 (± 1.75)	0.018
J0319+4130	3C84	03:19:48.14	41:30:42.12	KVNCS1.3.2	21.94 (± 0.94)	KVNCS1.3.2	15.73 (± 2.34)	0.018
J0321-3122	0319-315	03:21:28.73	-31:22:56.28	KVNCS1.3.1	0.08 (± 0.03)
J0321+1221	0319+121	03:21:53.10	12:21:14.04	KVNCS1.2.2	0.92 (± 0.05)	KVNCS1.2.2	0.46 (± 0.08)	2.662
J0321-0526	0319-056	03:21:59.87	-05:26:12.44	KVNCS1.2.2	0.26 (± 0.05)
J0322+3948	0319+396	03:22:51.82	39:48:02.16	KVNCS1.3.1	0.10 (± 0.02)
J0323+0145	0320+015	03:23:09.89	01:45:50.51	KVNCS1.3.1	0.23 (± 0.02)
J0324+3410	0321+340	03:24:41.15	34:10:45.84	KVNCS1.3.1	0.33 (± 0.02)	KVNCS1.3.1	0.31 (± 0.07)	0.061
J0325+2224	0322+222	03:25:36.80	22:24:00.36	KVNCS1.0.1	1.35 (± 0.11)	2.060
J0327+0044	0325+005	03:27:59.22	00:44:22.73	KVNCS1.3.1	0.28 (± 0.02)	KVNCS1.3.1	0.23 (± 0.05)	1.359
J0327-2202	0325-222	03:27:59.94	-22:02:06.36	KVNCS1.2.2	0.43 (± 0.04)	2.220
J0329+3510	0326+349	03:29:15.36	35:10:05.88	KVNCS1.0.1	0.63 (± 0.13)	0.500
J0329+3510	0326+349	03:29:15.36	35:10:05.88	KVNCS1.1.2	0.54 (± 0.10)	0.500
J0329-2357	0327-241	03:29:54.06	-23:57:08.64	KVNCS1.0.1	0.87 (± 0.14)	0.895
J0329-2357	0327-241	03:29:54.06	-23:57:08.64	KVNCS1.1.2	0.68 (± 0.08)	0.895
J0329+2756	0326+278	03:29:57.66	27:56:15.36	KVNCS1.2.2	0.31 (± 0.04)	KVNCS1.2.2	0.25 (± 0.05)	1.533
J0331-2524	0329-255	03:31:08.90	-25:24:43.20	KVNCS1.3.1	0.19 (± 0.03)	2.685
J0331-1051	0329-110	03:31:50.77	-10:51:55.44	KVNCS1.3.1	0.13 (± 0.02)
J0334+0800	0332+078	03:34:53.33	08:00:14.44	KVNCS1.2.2	0.34 (± 0.04)	KVNCS1.2.2	0.28 (± 0.07)	1.982
J0336+3218	NRAO140	03:36:30.10	32:18:29.52	KVNCS1.0.1	2.68 (± 0.15)	KVNCS1.0.1	3.15 (± 0.52)	1.258
J0336+3218	NRAO140	03:36:30.10	32:18:29.52	KVNCS1.3.2	2.95 (± 0.13)	KVNCS1.3.2	2.19 (± 0.39)	1.258
J0336-1302	0334-131	03:36:35.03	-13:02:04.56	KVNCS1.0.1	0.68 (± 0.19)	1.303
J0339+6008	0335+599	03:39:09.40	60:08:57.12	KVNCS1.3.1	0.10 (± 0.03)
J0339-0146	CTA26	03:39:30.92	-01:46:35.80	KVNCS1.0.1	1.53 (± 0.25)	KVNCS1.0.1	1.36 (± 0.28)	0.852
J0339-0146	CTA26	03:39:30.92	-01:46:35.80	KVNCS1.3.2	2.73 (± 0.15)	KVNCS1.3.2	2.21 (± 0.35)	0.852
J0340+4732	0336+473	03:40:10.78	47:32:27.24	KVNCS1.3.1	0.35 (± 0.03)	KVNCS1.3.1	0.19 (± 0.04)	...
J0340-2119	0338-214	03:40:35.62	-21:19:31.08	KVNCS1.0.1	0.84 (± 0.14)	0.223
J0340-2119	0338-214	03:40:35.62	-21:19:31.08	KVNCS1.1.2	0.83 (± 0.17)	0.223
J0343-2530	0341-256	03:43:19.52	-25:30:17.28	KVNCS1.3.1	0.24 (± 0.04)	1.419
J0343+3622	0340+362	03:43:28.96	36:22:12.36	KVNCS1.3.1	0.29 (± 0.02)	1.484 ^{††}
J0344+1559	0341+158	03:44:23.17	15:59:43.44	KVNCS1.3.1	0.32 (± 0.02)
J0345+1453	0342+147	03:45:06.41	14:53:49.56	KVNCS1.2.2	0.41 (± 0.06)	1.556
J0346+5400	0342+538	03:46:34.50	54:00:59.04	KVNCS1.2.2	0.65 (± 0.06)

Table 2 continued on next page

Table 2 (*continued*)

IAU name (J2000) (1)	IVS name (2)	R.A. [hh:mm:ss] (3)	Dec. [°:':"] (4)	Obs. code (5)	Flux density ($\pm 1\sigma$) [Jy] (6)	Obs. code (7)	Flux density ($\pm 1\sigma$) [Jy] (8)	Redshift (z) (9)
J0347+5557	0344+558	03:47:56.80	55:57:31.68	KVNCS1.2.2	0.37 (± 0.05)
J0348-2749	0346-279	03:48:38.16	-27:49:13.44	KVNCS1.0.1	0.84 (± 0.14)	0.991
J0348-2749	0346-279	03:48:38.16	-27:49:13.44	KVNCS1.1.2	0.94 (± 0.15)	0.991
J0348-1610	0346-163	03:48:39.28	-16:10:17.76	KVNCS1.2.2	0.73 (± 0.05)	KVNCS1.2.2	0.79 (± 0.12)	...
J0348+4149	0345+416	03:48:45.11	41:49:14.52	KVNCS1.2.2	0.20 (± 0.05)
J0349+4609	0345+460	03:49:18.73	46:09:59.76	KVNCS1.2.2	0.34 (± 0.10)	KVNCS1.2.2	0.40 (± 0.06)	1.853
J0349-2102	0347-211	03:49:57.83	-21:02:47.76	KVNCS1.2.2	0.42 (± 0.06)	KVNCS1.2.2	0.28 (± 0.06)	2.944
J0351-1153	0348-120	03:51:10.98	-11:53:22.56	KVNCS1.2.2	0.31 (± 0.04)	1.520
J0352-2514	0350-253	03:52:11.06	-25:14:50.28	KVNCS1.0.1	0.73 (± 0.14)
J0354+6621	0349+662	03:54:03.71	66:21:26.28	KVNCS1.2.2	0.20 (± 0.03)
J0354+4643	0350+465	03:54:30.02	46:43:18.84	KVNCS1.2.2	0.68 (± 0.06)	KVNCS1.2.2	0.55 (± 0.13)	...
J0354+8009	0346+800	03:54:46.12	80:09:28.80	KVNCS1.2.2	0.42 (± 0.06)
J0356+6043	0352+605	03:56:25.19	60:43:58.08	KVNCS1.2.2	0.33 (± 0.04)
J0357+2319	0354+231	03:57:21.60	23:19:53.76	KVNCS1.2.2	0.62 (± 0.05)
J0357-0751	0355-079	03:57:43.31	-07:51:14.58	KVNCS1.2.2	0.26 (± 0.05)	KVNCS1.2.2	0.47 (± 0.08)	1.052
J0358+5606	0354+559	03:58:30.18	56:06:44.64	KVNCS1.2.2	0.83 (± 0.06)	KVNCS1.2.2	0.80 (± 0.13)	...
J0359+6005	0354+599	03:59:02.65	60:05:22.20	KVNCS1.0.1	1.46 (± 0.12)	KVNCS1.0.1	1.60 (± 0.28)	...
J0359+6005	0354+599	03:59:02.65	60:05:22.20	KVNCS1.3.2	1.26 (± 0.10)	KVNCS1.3.2	1.13 (± 0.28)	...
J0359+2758	0356+278	03:59:27.92	27:58:23.88	KVNCS1.3.1	0.16 (± 0.02)	KVNCS1.3.1	0.67 (± 0.07)	1.157
J0359+5057	NRAO150	03:59:29.76	50:57:50.04	KVNCS1.0.1	15.19 (± 0.64)	KVNCS1.0.1	12.73 (± 1.49)	1.520
J0359+5057	NRAO150	03:59:29.76	50:57:50.04	KVNCS1.3.2	9.13 (± 0.45)	KVNCS1.3.2	6.63 (± 0.96)	1.520
J0359+3220	0356+322	03:59:44.92	32:20:47.04	KVNCS1.0.1	0.61 (± 0.12)	1.331
J0359+3220	0356+322	03:59:44.92	32:20:47.04	KVNCS1.1.1	0.63 (± 0.08)	1.331
J0359+3220	0356+322	03:59:44.92	32:20:47.04	KVNCS1.1.2	0.59 (± 0.14)	KVNCS1.1.2	0.63 (± 0.12)	1.331
J0400+0550	0357+057	04:00:11.74	05:50:43.12	KVNCS1.2.2	0.30 (± 0.05)	0.761
J0401-1606	0358-162	04:01:06.64	-16:06:38.88	KVNCS1.2.2	0.40 (± 0.04)	0.032
J0401-2921	0359-294	04:01:21.47	-29:21:27.00	KVNCS1.3.1	0.14 (± 0.02)	0.656
J0401+2110	0358+210	04:01:45.16	21:10:28.56	KVNCS1.2.2	0.24 (± 0.03)	0.834
J0402-3147	0400-319	04:02:21.26	-31:47:25.80	KVNCS1.0.1	0.71 (± 0.09)	1.288
J0403+2600	0400+258	04:03:05.58	26:00:01.44	KVNCS1.0.1	1.84 (± 0.14)	KVNCS1.0.1	1.44 (± 0.31)	2.109
J0403+2600	0400+258	04:03:05.58	26:00:01.44	KVNCS1.3.2	1.73 (± 0.11)	KVNCS1.3.2	1.19 (± 0.23)	2.109
J0405-1308	0403-132	04:05:34.01	-13:08:13.56	KVNCS1.0.1	1.47 (± 0.25)	KVNCS1.0.1	1.07 (± 0.28)	0.571
J0405-1308	0403-132	04:05:34.01	-13:08:13.56	KVNCS1.3.2	1.42 (± 0.09)	0.571
J0405+3803	0402+379	04:05:49.27	38:03:32.40	KVNCS1.2.2	0.43 (± 0.05)	0.055
J0406+0637	0403+064	04:06:34.31	06:37:14.99	KVNCS1.3.1	0.37 (± 0.03)	KVNCS1.3.1	0.27 (± 0.07)	0.666
J0407+0742	0404+075	04:07:29.10	07:42:07.49	KVNCS1.2.2	0.50 (± 0.04)	KVNCS1.2.2	0.39 (± 0.07)	1.133
J0407-1211	0405-123	04:07:48.43	-12:11:36.60	KVNCS1.0.1	1.60 (± 0.26)	KVNCS1.0.1	1.12 (± 0.31)	0.573
J0407-1211	0405-123	04:07:48.43	-12:11:36.60	KVNCS1.3.2	1.20 (± 0.09)	KVNCS1.3.2	0.93 (± 0.26)	0.573
J0408-0529	0406-056	04:08:59.64	-05:29:40.52	KVNCS1.2.2	0.19 (± 0.04)	0.304
J0409-1238	0406-127	04:09:05.76	-12:38:48.12	KVNCS1.2.2	0.29 (± 0.04)	1.563
J0409+1217	0406+121	04:09:22.00	12:17:39.84	KVNCS1.2.2	0.33 (± 0.03)	0.504
J0410+7656	0403+768	04:10:45.62	76:56:45.24	KVNCS1.3.1	1.17 (± 0.05)	KVNCS1.3.1	0.92 (± 0.06)	0.599
J0411-2758	0409-280	04:11:25.12	-27:58:16.68	KVNCS1.3.1	0.15 (± 0.03)
J0412+0010	0409+000	04:12:33.44	00:10:48.49	KVNCS1.3.1	0.22 (± 0.02)	KVNCS1.3.1	0.20 (± 0.06)	1.130
J0412+2305	0409+229	04:12:43.67	23:05:05.28	KVNCS1.2.2	0.35 (± 0.05)	KVNCS1.2.2	0.30 (± 0.05)	1.215
J0413+5250	0409+527	04:13:37.09	52:50:52.80	KVNCS1.3.2	0.24 (± 0.02)
J0414+3418	0411+341	04:14:37.25	34:18:51.12	KVNCS1.2.2	0.84 (± 0.11)	KVNCS1.2.2	0.39 (± 0.10)	...
J0415+4452	0412+447	04:15:56.52	44:52:49.80	KVNCS1.1.1	0.37 (± 0.09)	0.485
J0415+4452	0412+447	04:15:56.52	44:52:49.80	KVNCS1.1.2	0.48 (± 0.08)	0.485

Table 2 continued on next page

Table 2 (*continued*)

IAU name (J2000) (1)	IVS name (2)	R.A. [hh:mm:ss] (3)	Dec. [°:':"] (4)	Obs. code (5)	Flux density ($\pm 1\sigma$) [Jy] (6)	Obs. code (7)	Flux density ($\pm 1\sigma$) [Jy] (8)	Redshift (z) (9)
J0416-1851	0414-189	04:16:36.55	-18:51:08.28	KVNCS1.0.1	0.81 (± 0.16)	1.536
J0416-1851	0414-189	04:16:36.55	-18:51:08.28	KVNCS1.1.2	0.83 (± 0.09)	1.536
J0419+3955	0415+398	04:19:22.55	39:55:28.92	KVNCS1.3.1	0.35 (± 0.02)	KVNCS1.3.1	0.31 (± 0.10)	...
J0420-1501	0418-151	04:20:18.38	-15:01:26.40	KVNCS1.2.2	0.42 (± 0.06)	KVNCS1.2.2	0.29 (± 0.08)	...
J0422+5324	0418+532	04:22:44.40	53:24:26.28	KVNCS1.3.1	0.47 (± 0.03)	KVNCS1.3.1	0.40 (± 0.06)	1.273
J0422+5324	0418+532	04:22:44.40	53:24:26.28	KVNCS1.3.2	0.41 (± 0.04)	KVNCS1.3.2	4.48 (± 0.81)	1.273
J0422+0219	0420+022	04:22:52.21	02:19:26.94	KVNCS1.0.1	0.84 (± 0.12)	2.277
J0423-0120	0420-014	04:23:15.79	-01:20:33.07	KVNCS1.0.1	8.90 (± 1.14)	KVNCS1.0.1	7.93 (± 0.92)	0.916
J0423-0120	0420-014	04:23:15.79	-01:20:33.07	KVNCS1.3.2	5.17 (± 0.20)	KVNCS1.3.2	4.28 (± 0.74)	0.916
J0423+4150	0420+417	04:23:56.00	41:50:02.76	KVNCS1.0.1	1.04 (± 0.10)
J0423+4150	0420+417	04:23:56.00	41:50:02.76	KVNCS1.1.1	1.01 (± 0.08)
J0423+4150	0420+417	04:23:56.00	41:50:02.76	KVNCS1.1.2	1.18 (± 0.08)	KVNCS1.1.2	0.85 (± 0.11)	...
J0424+0204	0421+019	04:24:08.57	02:04:24.96	KVNCS1.2.2	0.30 (± 0.03)	2.044
J0424+0805	0422+079	04:24:57.60	08:05:17.34	KVNCS1.3.1	0.16 (± 0.02)	3.085
J0426+6825	0421+683	04:26:50.06	68:25:53.04	KVNCS1.3.1	0.33 (± 0.02)
J0427-0700	0425-071	04:27:26.17	-07:00:31.25	KVNCS1.3.1	0.15 (± 0.02)
J0427+4133	0424+414	04:27:46.04	41:33:01.08	KVNCS1.0.1	0.53 (± 0.09)
J0427+4133	0424+414	04:27:46.04	41:33:01.08	KVNCS1.1.1	0.49 (± 0.07)
J0427+4133	0424+414	04:27:46.04	41:33:01.08	KVNCS1.1.2	0.63 (± 0.08)
J0427+0457	0425+048	04:27:47.56	04:57:08.32	KVNCS1.2.2	0.34 (± 0.04)	KVNCS1.2.2	0.51 (± 0.10)	0.517
J0428+3259	0424+328	04:28:05.81	32:59:52.08	KVNCS1.1.1	0.27 (± 0.07)	0.476
J0429+2724	0426+273	04:29:52.94	27:24:37.80	KVNCS1.2.2	0.55 (± 0.05)	KVNCS1.2.2	0.26 (± 0.08)	...
J0431-0406	0428-042	04:31:28.09	-04:06:27.32	KVNCS1.3.1	0.15 (± 0.02)
J0432-1614	0430-163	04:32:29.08	-16:14:05.64	KVNCS1.2.2	0.22 (± 0.05)
J0432+4138	3C119	04:32:36.49	41:38:28.32	KVNCS1.0.1	1.48 (± 0.14)	KVNCS1.0.1	0.74 (± 0.21)	1.023
J0432+4138	3C119	04:32:36.49	41:38:28.32	KVNCS1.1.1	1.29 (± 0.09)	1.023
J0433+0521	3C120	04:33:11.09	05:21:15.62	KVNCS1.0.1	2.65 (± 0.14)	KVNCS1.0.1	2.27 (± 0.53)	0.033
J0433+0521	3C120	04:33:11.09	05:21:15.62	KVNCS1.3.2	2.97 (± 0.12)	KVNCS1.3.2	2.77 (± 0.50)	0.033
J0433+2905	0430+289	04:33:37.84	29:05:55.32	KVNCS1.2.2	0.20 (± 0.04)	0.970
J0434-1442	0432-148	04:34:19.02	-14:42:55.44	KVNCS1.3.2	0.33 (± 0.03)	1.899
J0437-1844	0434-188	04:37:01.49	-18:44:48.48	KVNCS1.0.1	0.50 (± 0.13)	2.702
J0437-1844	0434-188	04:37:01.49	-18:44:48.48	KVNCS1.1.2	0.40 (± 0.09)	2.702
J0437-2954	0435-300	04:37:36.55	-29:54:03.96	KVNCS1.2.2	0.34 (± 0.04)	1.328
J0438+3004	0434+299	04:38:04.96	30:04:45.48	KVNCS1.2.2	0.35 (± 0.04)	1.454
J0438-1251	0436-129	04:38:35.02	-12:51:03.24	KVNCS1.2.2	0.45 (± 0.06)	KVNCS1.2.2	0.41 (± 0.10)	1.277
J0438-0848	0436-089	04:38:37.86	-08:48:21.49	KVNCS1.3.1	0.14 (± 0.03)
J0438+2153	0435+217	04:38:55.90	21:53:10.32	KVNCS1.2.2	0.23 (± 0.05)	KVNCS1.2.2	0.36 (± 0.08)	...
J0439+0520	0436+052	04:39:02.27	05:20:43.69	KVNCS1.3.1	0.30 (± 0.02)	0.208
J0440+4244	0436+426	04:40:07.86	42:44:40.20	KVNCS1.3.1	0.16 (± 0.03)
J0440+1437	0437+145	04:40:21.14	14:37:57.00	KVNCS1.2.2	0.42 (± 0.07)	KVNCS1.2.2	0.41 (± 0.07)	...
J0440+2728	0437+273	04:40:27.73	27:28:40.80	KVNCS1.3.1	0.23 (± 0.02)
J0442-2825	0440-285	04:42:37.66	-28:25:30.72	KVNCS1.2.2	0.45 (± 0.07)	1.952
J0442-0017	NRAO190	04:42:38.66	00:17:43.42	KVNCS1.0.1	1.28 (± 0.21)	0.844
J0446+3900	0442+389	04:46:11.50	39:00:16.92	KVNCS1.1.1	0.30 (± 0.05)	0.413
J0448+0950	0445+097	04:48:21.74	09:50:51.47	KVNCS1.2.2	0.41 (± 0.07)	2.108
J0448+0950	0445+097	04:48:21.74	09:50:51.47	KVNCS1.3.1	0.43 (± 0.03)	KVNCS1.3.1	0.34 (± 0.06)	2.108
J0448+3629	0445+364	04:48:35.17	36:29:31.56	KVNCS1.3.1	0.16 (± 0.02)	KVNCS1.3.1	0.16 (± 0.05)	...
J0448+1127	0446+113	04:48:50.40	11:27:54.36	KVNCS1.3.1	0.36 (± 0.02)	KVNCS1.3.1	0.37 (± 0.06)	1.375
J0449+1121	0446+112	04:49:07.68	11:21:28.44	KVNCS1.0.1	1.38 (± 0.14)	KVNCS1.0.1	1.21 (± 0.34)	1.207

Table 2 continued on next page

Table 2 (*continued*)

IAU name (J2000) (1)	IVS name (2)	R.A. [hh:mm:ss] (3)	Dec. [°:':"] (4)	Obs. code (5)	Flux density ($\pm 1\sigma$) [Jy] (6)	Obs. code (7)	Flux density ($\pm 1\sigma$) [Jy] (8)	Redshift (z) (9)
J0449+1121	0446+112	04:49:07.68	11:21:28.44	KVNCS1.3.2	0.93 (± 0.05)	KVNCS1.3.2	0.94 (± 0.22)	1.207
J0449+1754	0446+178	04:49:12.50	17:54:31.68	KVNCS1.2.2	0.39 (± 0.04)	KVNCS1.2.2	0.30 (± 0.04)	...
J0449+6332	0444+634	04:49:23.30	63:32:09.60	KVNCS1.0.1	0.46 (± 0.11)	0.781
J0449+6332	0444+634	04:49:23.30	63:32:09.60	KVNCS1.1.1	0.52 (± 0.08)	0.781
J0449-0057	0447-010	04:49:42.92	00:57:22.35	KVNCS1.2.2	0.15 (± 0.05)	0.487
J0451+5935	0446+595	04:51:18.72	59:35:32.28	KVNCS1.2.2	0.20 (± 0.04)
J0453+0128	0450+013	04:53:02.26	01:28:35.62	KVNCS1.0.1	0.33 (± 0.11)
J0453-2807	0451-282	04:53:14.64	-28:07:37.20	KVNCS1.0.1	1.93 (± 0.19)	KVNCS1.0.1	1.96 (± 0.61)	2.559
J0453-2807	0451-282	04:53:14.64	-28:07:37.20	KVNCS1.1.2	2.08 (± 0.16)	KVNCS1.1.2	1.95 (± 0.24)	2.559
J0453-2807	0451-282	04:53:14.64	-28:07:37.20	KVNCS1.3.2	1.74 (± 0.13)	KVNCS1.3.2	1.28 (± 0.26)	2.559
J0456+0400	0454+039	04:56:47.18	04:00:52.96	KVNCS1.3.1	0.32 (± 0.02)	1.345
J0457-2324	0454-234	04:57:03.17	-23:24:51.84	KVNCS1.0.1	2.11 (± 0.29)	1.003
J0457-2324	0454-234	04:57:03.17	-23:24:51.84	KVNCS1.3.2	1.67 (± 0.12)	KVNCS1.3.2	1.30 (± 0.27)	1.003
J0457+0645	0454+066	04:57:07.70	06:45:07.27	KVNCS1.2.2	0.50 (± 0.04)	0.405
J0458+5508	0454+550	04:58:54.84	55:08:42.00	KVNCS1.2.2	0.15 (± 0.04)
J0459+3106	0456+310	04:59:33.04	31:06:34.20	KVNCS1.3.1	0.13 (± 0.03)
J0459+0229	0457+024	04:59:52.04	02:29:31.16	KVNCS1.2.2	0.20 (± 0.05)	2.384
J0501-0159	0458-020	05:01:12.83	-01:59:14.24	KVNCS1.0.1	1.44 (± 0.20)	KVNCS1.0.1	1.11 (± 0.27)	2.286
J0501-0159	0458-020	05:01:12.83	-01:59:14.24	KVNCS1.1.2	1.31 (± 0.19)	2.286
J0501-0159	0458-020	05:01:12.83	-01:59:14.24	KVNCS1.2.2	1.23 (± 0.32)	2.286
J0501+7128	0456+714	05:01:45.77	71:28:33.96	KVNCS1.2.2	0.16 (± 0.03)
J0502+0609	0459+060	05:02:15.43	06:09:07.49	KVNCS1.0.1	0.77 (± 0.10)	1.106
J0502+1338	0459+135	05:02:33.22	13:38:11.04	KVNCS1.1.1	0.31 (± 0.07)
J0502+1338	0459+135	05:02:33.22	13:38:11.04	KVNCS1.1.2	0.27 (± 0.06)
J0502+4139	0459+415	05:02:38.00	41:39:19.44	KVNCS1.2.2	0.33 (± 0.04)
J0503+0203	0500+019	05:03:21.20	02:03:04.68	KVNCS1.0.1	0.57 (± 0.07)	0.585
J0503+0203	0500+019	05:03:21.20	02:03:04.68	KVNCS1.1.2	0.64 (± 0.09)	0.585
J0503+4424	0500+443	05:03:50.22	44:24:39.24	KVNCS1.3.1	0.20 (± 0.02)	KVNCS1.3.1	0.32 (± 0.06)	...
J0505+0459	0502+049	05:05:23.17	04:59:42.72	KVNCS1.1.1	0.53 (± 0.07)	KVNCS1.1.1	1.29 (± 0.26)	0.954
J0507+4645	0503+466	05:07:23.66	46:45:42.48	KVNCS1.2.2	0.35 (± 0.04)
J0508+8432	0454+844	05:08:42.36	84:32:04.56	KVNCS1.3.1	0.28 (± 0.03)	KVNCS1.3.1	0.47 (± 0.08)	1.340
J0509+0541	0506+056	05:09:25.96	05:41:35.34	KVNCS1.1.1	0.56 (± 0.07)
J0509+1011	0506+101	05:09:27.47	10:11:44.52	KVNCS1.2.2	0.40 (± 0.04)	KVNCS1.2.2	0.35 (± 0.04)	0.621
J0510+1800	0507+179	05:10:02.39	18:00:41.76	KVNCS1.0.1	0.65 (± 0.11)	0.416
J0510-3142	0508-317	05:10:46.34	-31:42:54.00	KVNCS1.0.1	0.75 (± 0.13)
J0511+1357	0508+138	05:11:38.33	13:57:19.08	KVNCS1.2.2	0.49 (± 0.04)	KVNCS1.2.2	0.27 (± 0.03)	1.695
J0511+0110	0509+011	05:11:57.62	01:10:49.44	KVNCS1.3.1	0.26 (± 0.03)
J0512+1517	0509+152	05:12:41.00	15:17:23.64	KVNCS1.2.2	0.42 (± 0.03)
J0512+2927	0509+293	05:12:42.19	29:27:03.60	KVNCS1.3.1	0.45 (± 0.03)	KVNCS1.3.1	0.42 (± 0.05)	...
J0512+4041	0509+406	05:12:52.56	40:41:43.44	KVNCS1.0.1	1.09 (± 0.11)
J0512+4041	0509+406	05:12:52.56	40:41:43.44	KVNCS1.1.1	0.96 (± 0.09)	KVNCS1.1.1	1.04 (± 0.21)	...
J0513+0100	0511+009	05:13:40.04	01:00:21.67	KVNCS1.3.1	0.17 (± 0.02)
J0513-2159	0511-220	05:13:49.12	-21:59:16.08	KVNCS1.1.2	0.60 (± 0.13)	1.296
J0514-2029	0512-205	05:14:17.34	-20:29:20.40	KVNCS1.1.2	0.43 (± 0.14)
J0514+5602	0510+559	05:14:18.71	56:02:11.04	KVNCS1.2.2	0.30 (± 0.04)	2.190
J0516-1603	0514-161	05:16:15.92	-16:03:07.56	KVNCS1.2.2	0.28 (± 0.06)	KVNCS1.2.2	0.46 (± 0.11)	1.278
J0516+1057	0514+109	05:16:46.63	10:57:54.72	KVNCS1.3.1	0.22 (± 0.02)	KVNCS1.3.1	0.23 (± 0.04)	1.580
J0517-0520	0515-053	05:17:28.10	-05:20:40.85	KVNCS1.3.1	0.25 (± 0.04)	KVNCS1.3.1	0.33 (± 0.06)	...
J0517+4537	0513+455	05:17:28.90	45:37:04.80	KVNCS1.2.2	0.74 (± 0.03)	KVNCS1.2.2	0.61 (± 0.09)	0.839

Table 2 continued on next page

Table 2 (*continued*)

IAU name (J2000) (1)	IVS name (2)	R.A. [hh:mm:ss] (3)	Dec. [°:':"] (4)	Obs. code (5)	Flux density ($\pm 1\sigma$) [Jy] (6)	Obs. code (7)	Flux density ($\pm 1\sigma$) [Jy] (8)	Redshift (z) (9)
J0517+0648	0515+067	05:17:51.36	06:48:03.20	KVNCS1.3.1	0.22 (± 0.02)	0.840
J0518+2054	0515+208	05:18:03.82	20:54:52.56	KVNCS1.2.2	0.27 (± 0.05)	2.579
J0518+3306	0514+330	05:18:05.15	33:06:13.32	KVNCS1.2.2	0.32 (± 0.04)	KVNCS1.2.2	0.33 (± 0.06)	...
J0519+0848	0516+087	05:19:10.81	08:48:56.74	KVNCS1.3.1	0.60 (± 0.04)	KVNCS1.3.1	0.61 (± 0.07)	...
J0521-1737	0519-176	05:21:23.54	-17:37:30.36	KVNCS1.2.2	0.28 (± 0.06)	0.347
J0521+2112	0518+211	05:21:45.97	21:12:51.48	KVNCS1.2.2	0.39 (± 0.03)	KVNCS1.2.2	0.41 (± 0.06)	...
J0522+0113	0519+011	05:22:17.47	01:13:31.19	KVNCS1.2.2	0.28 (± 0.03)	KVNCS1.2.2	0.46 (± 0.07)	2.941
J0523-2614	0521-262	05:23:18.46	-26:14:09.60	KVNCS1.2.2	0.15 (± 0.05)
J0525-2338	0523-236	05:25:06.49	-23:38:10.68	KVNCS1.0.1	1.15 (± 0.20)	3.100
J0527+0331	0524+034	05:27:32.69	03:31:31.51	KVNCS1.0.1	0.63 (± 0.11)
J0527+0331	0524+034	05:27:32.69	03:31:31.51	KVNCS1.1.2	0.39 (± 0.10)
J0530-2503	0528-250	05:30:07.96	-25:03:29.88	KVNCS1.2.2	0.31 (± 0.06)	2.778
J0530+3723	0526+373	05:30:12.56	37:23:32.64	KVNCS1.3.1	0.28 (± 0.04)	KVNCS1.3.1	0.29 (± 0.05)	...
J0530+1331	0528+134	05:30:56.41	13:31:55.20	KVNCS1.0.1	1.56 (± 0.14)	KVNCS1.0.1	1.37 (± 0.36)	2.060
J0530+1331	0528+134	05:30:56.41	13:31:55.20	KVNCS1.3.2	1.22 (± 0.05)	KVNCS1.3.2	1.29 (± 0.28)	2.060
J0532-0307	0529-031	05:32:07.51	-03:07:07.03	KVNCS1.3.1	0.25 (± 0.03)
J0532+0732	0529+075	05:32:39.01	07:32:43.33	KVNCS1.0.1	1.62 (± 0.18)	1.254
J0532+0732	0529+075	05:32:39.01	07:32:43.33	KVNCS1.1.2	1.22 (± 0.13)	1.254
J0532+0732	0529+075	05:32:39.01	07:32:43.33	KVNCS1.2.2	1.28 (± 0.33)	1.254
J0532+0732	0529+075	05:32:39.01	07:32:43.33	KVNCS1.3.2	1.31 (± 0.09)	KVNCS1.3.2	1.12 (± 0.28)	1.254
J0533+4822	0529+483	05:33:15.88	48:22:52.68	KVNCS1.0.1	1.55 (± 0.11)	KVNCS1.0.1	1.59 (± 0.40)	1.162
J0533+4822	0529+483	05:33:15.88	48:22:52.68	KVNCS1.3.2	1.75 (± 0.08)	KVNCS1.3.2	1.46 (± 0.30)	1.162
J0536+5038	0532+506	05:36:20.23	50:38:26.16	KVNCS1.0.1	0.42 (± 0.11)
J0536+5038	0532+506	05:36:20.23	50:38:26.16	KVNCS1.1.1	0.35 (± 0.07)
J0536+5038	0532+506	05:36:20.23	50:38:26.16	KVNCS1.1.2	0.33 (± 0.08)
J0537+4441	0533+446	05:37:30.07	44:41:03.48	KVNCS1.2.2	0.18 (± 0.04)
J0539-1550	0537-158	05:39:32.00	-15:50:30.48	KVNCS1.2.2	0.38 (± 0.07)	0.947
J0539+1433	0536+145	05:39:42.37	14:33:45.72	KVNCS1.0.1	0.41 (± 0.11)	2.690
J0539+1433	0536+145	05:39:42.37	14:33:45.72	KVNCS1.1.1	0.46 (± 0.09)	KVNCS1.1.1	1.93 (± 0.30)	2.690
J0539-2839	0537-286	05:39:54.29	-28:39:55.80	KVNCS1.0.1	1.06 (± 0.20)	3.104
J0539-2839	0537-286	05:39:54.29	-28:39:55.80	KVNCS1.1.2	0.72 (± 0.08)	3.104
J0541+5312	0537+531	05:41:16.19	53:12:24.84	KVNCS1.0.1	0.44 (± 0.09)	1.275
J0541+5312	0537+531	05:41:16.19	53:12:24.84	KVNCS1.1.1	0.45 (± 0.04)	1.275
J0541-0541	0539-057	05:41:38.08	-05:41:49.42	KVNCS1.0.1	0.97 (± 0.19)	0.839
J0541-0541	0539-057	05:41:38.08	-05:41:49.42	KVNCS1.1.2	0.87 (± 0.13)	0.839
J0542+4951	3C147	05:42:36.14	49:51:07.20	KVNCS1.0.1	2.04 (± 0.15)	KVNCS1.0.1	1.30 (± 0.30)	0.545
J0542+4951	3C147	05:42:36.14	49:51:07.20	KVNCS1.3.2	1.91 (± 0.07)	0.545
J0542-0913	0540-092	05:42:55.87	-09:13:31.01	KVNCS1.2.2	0.96 (± 0.06)	KVNCS1.2.2	0.73 (± 0.11)	...
J0547+2721	0544+273	05:47:34.15	27:21:56.88	KVNCS1.0.1	0.67 (± 0.12)
J0547+2721	0544+273	05:47:34.15	27:21:56.88	KVNCS1.1.1	0.61 (± 0.08)
J0550+2326	0547+234	05:50:47.40	23:26:48.12	KVNCS1.2.2	0.36 (± 0.04)
J0551+0829	0548+084	05:51:11.23	08:29:11.22	KVNCS1.2.2	0.26 (± 0.05)
J0552+3754	0548+378	05:52:17.94	37:54:25.20	KVNCS1.2.2	0.42 (± 0.07)	KVNCS1.2.2	0.32 (± 0.07)	0.815
J0552+0313	0550+032	05:52:50.09	03:13:27.23	KVNCS1.0.1	0.48 (± 0.08)
J0554+6857	0548+689	05:54:00.79	68:57:54.36	KVNCS1.2.2	0.26 (± 0.05)	1.372
J0555+3948	0552+398	05:55:30.79	39:48:49.32	KVNCS1.0.1	3.57 (± 0.20)	KVNCS1.0.1	2.33 (± 0.55)	2.365
J0555+3948	0552+398	05:55:30.79	39:48:49.32	KVNCS1.3.2	3.08 (± 0.11)	KVNCS1.3.2	2.04 (± 0.39)	2.365
J0557+2413	0554+242	05:57:04.72	24:13:55.20	KVNCS1.0.1	0.44 (± 0.14)
J0557+2413	0554+242	05:57:04.72	24:13:55.20	KVNCS1.1.1	0.51 (± 0.08)	KVNCS1.1.1	0.82 (± 0.20)	...

Table 2 continued on next page

Table 2 (*continued*)

IAU name (J2000) (1)	IVS name (2)	R.A. [hh:mm:ss] (3)	Dec. [°:':"] (4)	Obs. code (5)	Flux density ($\pm 1\sigma$) [Jy] (6)	Obs. code (7)	Flux density ($\pm 1\sigma$) [Jy] (8)	Redshift (z) (9)
J0558+3418	0554+343	05:58:00.08	34:18:48.24	KVNCS1.3.1	0.17 (± 0.03)
J0558-1317	0555-132	05:58:02.53	-13:17:41.28	KVNCS1.1.1	0.39 (± 0.07)	1.725
J0558-1317	0555-132	05:58:02.53	-13:17:41.28	KVNCS1.1.2	0.53 (± 0.09)	1.725
J0559+3749	0555+378	05:59:00.46	37:49:55.56	KVNCS1.3.1	0.13 (± 0.02)
J0559+2353	0556+238	05:59:32.03	23:53:53.88	KVNCS1.2.1	0.36 (± 0.10)
J0601-2004	0559-200	06:01:52.82	-20:04:45.12	KVNCS1.3.1	0.30 (± 0.04)	KVNCS1.3.1	0.30 (± 0.07)	...
J0603+1742	0600+177	06:03:09.14	17:42:16.92	KVNCS1.2.2	0.29 (± 0.03)	1.738
J0603+0622	0600+063	06:03:14.36	06:22:27.95	KVNCS1.3.1	0.31 (± 0.02)	KVNCS1.3.1	0.31 (± 0.07)	...
J0603-1716	0601-172	06:03:57.74	-17:16:28.20	KVNCS1.2.1	0.50 (± 0.12)	2.711
J0604+2429	0601+245	06:04:55.13	24:29:54.96	KVNCS1.0.1	0.43 (± 0.09)
J0604+2429	0601+245	06:04:55.13	24:29:54.96	KVNCS1.1.1	0.52 (± 0.08)
J0605+0939	0602+096	06:05:10.10	09:39:13.61	KVNCS1.3.1	0.22 (± 0.02)	KVNCS1.3.1	0.21 (± 0.06)	...
J0605+4030	0602+405	06:05:50.86	40:30:08.28	KVNCS1.0.1	0.74 (± 0.13)
J0605+4030	0602+405	06:05:50.86	40:30:08.28	KVNCS1.1.1	0.78 (± 0.07)
J0606-0724	0604-074	06:06:43.56	-07:24:30.24	KVNCS1.2.2	0.35 (± 0.04)	1.227
J0607+6720	0602+673	06:07:52.68	67:20:55.32	KVNCS1.0.1	0.68 (± 0.10)	1.970
J0607+6720	0602+673	06:07:52.68	67:20:55.32	KVNCS1.1.1	0.63 (± 0.07)	1.970
J0607-0834	0605-085	06:07:59.70	-08:34:49.98	KVNCS1.0.1	2.41 (± 0.34)	KVNCS1.0.1	2.14 (± 0.37)	0.872
J0607-0834	0605-085	06:07:59.70	-08:34:49.98	KVNCS1.2.2	2.35 (± 0.32)	0.872
J0607-0834	0605-085	06:07:59.70	-08:34:49.98	KVNCS1.3.2	2.69 (± 0.17)	KVNCS1.3.2	2.18 (± 0.42)	0.872
J0608-2220	0606-223	06:08:59.68	-22:20:21.12	KVNCS1.2.1	0.91 (± 0.13)	KVNCS1.2.1	0.87 (± 0.28)	1.926
J0609-1542	0607-157	06:09:40.97	-15:42:40.68	KVNCS1.0.1	4.87 (± 0.28)	KVNCS1.0.1	3.34 (± 0.52)	0.323
J0609-1542	0607-157	06:09:40.97	-15:42:40.68	KVNCS1.3.2	3.11 (± 0.15)	KVNCS1.3.2	2.04 (± 0.34)	0.323
J0613+1708	0610+171	06:13:36.37	17:08:25.08	KVNCS1.3.1	0.19 (± 0.02)
J0613+2604	0610+260	06:13:50.12	26:04:36.84	KVNCS1.2.1	0.64 (± 0.07)	0.580
J0613+1306	0611+131	06:13:57.68	13:06:45.36	KVNCS1.2.2	0.27 (± 0.03)	0.745
J0614-2536	0612-255	06:14:17.20	-25:36:53.64	KVNCS1.3.1	0.20 (± 0.04)	2.150
J0615+4819	0611+483	06:15:04.07	48:19:04.80	KVNCS1.3.1	0.14 (± 0.02)
J0617-2200	0614-219	06:17:02.04	-22:00:28.08	KVNCS1.3.1	0.12 (± 0.04)	2.316
J0617+5701	0613+570	06:17:16.91	57:01:16.32	KVNCS1.0.1	0.37 (± 0.07)
J0619-1140	0616-116	06:19:04.12	-11:40:54.84	KVNCS1.2.2	0.41 (± 0.03)	KVNCS1.2.2	0.64 (± 0.11)	0.970
J0620-2827	0618-284	06:20:29.36	-28:27:36.00	KVNCS1.2.2	0.35 (± 0.05)
J0620-2515	0618-252	06:20:32.10	-25:15:17.64	KVNCS1.0.1	0.72 (± 0.18)	1.900
J0620-2515	0618-252	06:20:32.10	-25:15:17.64	KVNCS1.1.2	0.78 (± 0.20)	1.900
J0622+3326	0619+334	06:22:52.21	33:26:10.32	KVNCS1.3.1	0.19 (± 0.05)
J0623+2241	0620+227	06:23:17.81	22:41:35.88	KVNCS1.3.1	0.21 (± 0.06)
J0623+3830	0620+385	06:23:28.93	38:30:49.68	KVNCS1.2.2	0.17 (± 0.04)
J0624+3856	0620+389	06:24:19.01	38:56:48.84	KVNCS1.2.2	0.30 (± 0.03)	3.469
J0626+8202	0615+820	06:26:03.01	82:02:25.44	KVNCS1.3.1	0.69 (± 0.04)	KVNCS1.3.1	0.48 (± 0.08)	0.710
J0628-2805	0626-280	06:28:43.28	-28:05:19.32	KVNCS1.3.1	0.15 (± 0.03)
J0629-1959	0627-199	06:29:23.75	-19:59:19.68	KVNCS1.0.1	1.11 (± 0.20)
J0629-1959	0627-199	06:29:23.75	-19:59:19.68	KVNCS1.2.2	1.01 (± 0.24)	...
J0629-1959	0627-199	06:29:23.75	-19:59:19.68	KVNCS1.3.2	1.21 (± 0.07)	KVNCS1.3.2	1.33 (± 0.30)	...
J0630+1738	0627+176	06:30:07.27	17:38:12.84	KVNCS1.3.1	0.20 (± 0.02)
J0630-1323	0628-133	06:30:53.89	-13:23:34.44	KVNCS1.2.1	0.42 (± 0.11)	1.021
J0631+2020	0628+203	06:31:01.06	20:20:59.28	KVNCS1.3.1	0.16 (± 0.02)
J0631-1410	0629-141	06:31:20.21	-14:10:31.80	KVNCS1.0.1	0.82 (± 0.18)	1.017
J0632+3200	0629+320	06:32:30.77	32:00:53.64	KVNCS1.2.2	0.15 (± 0.03)	1.831
J0632+1559	0629+160	06:32:43.15	15:59:57.48	KVNCS1.3.1	0.37 (± 0.03)

Table 2 continued on next page

Table 2 (*continued*)

IAU name (J2000) (1)	IVS name (2)	R.A. [hh:mm:ss] (3)	Dec. [°:':"] (4)	Obs. code (5)	Flux density ($\pm 1\sigma$) [Jy] (6)	Obs. code (7)	Flux density ($\pm 1\sigma$) [Jy] (8)	Redshift (z) (9)
J0634-2335	0632-235	06:34:59.02	-23:35:12.12	KVNCS1.0.1	0.89 (± 0.25)	1.535
J0635-2620	0633-263	06:35:20.90	-26:20:39.84	KVNCS1.2.1	0.54 (± 0.15)
J0636-0547	0634-057	06:36:48.31	-05:47:07.55	KVNCS1.2.2	0.28 (± 0.05)
J0638+5933	0633+595	06:38:02.87	59:33:22.32	KVNCS1.0.1	0.82 (± 0.08)
J0638+5933	0633+595	06:38:02.87	59:33:22.32	KVNCS1.1.1	0.76 (± 0.08)
J0639+7324	0633+734	06:39:21.96	73:24:57.96	KVNCS1.2.2	1.28 (± 0.05)	KVNCS1.2.2	1.18 (± 0.11)	1.850
J0639+7324	0633+734	06:39:21.96	73:24:57.96	KVNCS1.3.2	1.50 (± 0.10)	KVNCS1.3.2	1.07 (± 0.26)	1.850
J0641-0320	0639-032	06:41:51.14	-03:20:48.59	KVNCS1.0.1	0.53 (± 0.11)
J0641-0320	0639-032	06:41:51.14	-03:20:48.59	KVNCS1.1.2	0.51 (± 0.13)
J0642+6758	0636+680	06:42:04.25	67:58:35.76	KVNCS1.3.1	0.12 (± 0.02)	KVNCS1.3.1	0.57 (± 0.09)	3.180
J0642+8811	0603+882	06:42:06.12	88:11:54.96	KVNCS1.3.1	0.19 (± 0.04)
J0642+5247	0638+528	06:42:27.83	52:47:59.28	KVNCS1.3.1	0.17 (± 0.02)
J0642+3509	0639+352	06:42:58.14	35:09:18.36	KVNCS1.3.1	0.16 (± 0.05)	KVNCS1.3.1	0.19 (± 0.06)	0.269
J0644+3914	0641+392	06:44:53.70	39:14:47.40	KVNCS1.0.1	0.35 (± 0.10)	1.266
J0644+3914	0641+392	06:44:53.70	39:14:47.40	KVNCS1.1.1	0.41 (± 0.10)	1.266
J0645+2121	3C166	06:45:24.08	21:21:51.12	KVNCS1.2.2	0.46 (± 0.03)	KVNCS1.2.2	0.36 (± 0.10)	0.245
J0645+0541	0643+057	06:45:47.27	05:41:22.38	KVNCS1.3.1	0.12 (± 0.02)
J0646+3041	0643+307	06:46:15.24	30:41:23.64	KVNCS1.3.1	0.18 (± 0.06)
J0646+4451	0642+449	06:46:32.02	44:51:16.56	KVNCS1.0.1	3.28 (± 0.18)	KVNCS1.0.1	2.58 (± 0.58)	3.396
J0646+4451	0642+449	06:46:32.02	44:51:16.56	KVNCS1.3.2	2.70 (± 0.27)	3.396
J0648-3044	0646-306	06:48:14.11	-30:44:19.68	KVNCS1.2.2	0.33 (± 0.04)	0.455
J0648-1744	0646-176	06:48:28.51	-17:44:05.28	KVNCS1.0.1	0.89 (± 0.11)	1.232
J0648-1744	0646-176	06:48:28.51	-17:44:05.28	KVNCS1.1.2	0.84 (± 0.10)	KVNCS1.1.2	1.02 (± 0.21)	1.232
J0650-1637	0648-165	06:50:24.58	-16:37:39.72	KVNCS1.0.1	2.08 (± 0.14)	KVNCS1.0.1	1.36 (± 0.39)	...
J0650-1637	0648-165	06:50:24.58	-16:37:39.72	KVNCS1.3.2	1.92 (± 0.11)	KVNCS1.3.2	1.76 (± 0.37)	...
J0650-0152	0647-018	06:50:25.69	-01:52:22.15	KVNCS1.3.1	0.15 (± 0.02)
J0650+6001	0646+600	06:50:31.27	60:01:44.40	KVNCS1.0.1	0.56 (± 0.09)	0.455
J0650+6001	0646+600	06:50:31.27	60:01:44.40	KVNCS1.1.1	0.71 (± 0.06)	0.455
J0650+0358	0647+040	06:50:38.15	03:58:08.44	KVNCS1.3.1	0.17 (± 0.02)
J0650+5616	0646+563	06:50:48.19	56:16:34.32	KVNCS1.3.1	0.16 (± 0.02)	1.427
J0653-0625	0650-063	06:53:00.60	-06:25:32.70	KVNCS1.2.2	0.71 (± 0.06)	KVNCS1.2.2	0.58 (± 0.08)	...
J0653-1929	0651-194	06:53:57.80	-19:29:39.84	KVNCS1.1.1	0.23 (± 0.07)
J0653+3705	0650+371	06:53:58.27	37:05:40.56	KVNCS1.2.2	0.53 (± 0.04)	KVNCS1.2.2	0.30 (± 0.07)	1.982
J0654+5042	0650+507	06:54:22.10	50:42:23.76	KVNCS1.3.1	0.14 (± 0.02)	1.253
J0654+4514	0650+453	06:54:23.72	45:14:23.64	KVNCS1.2.1	0.48 (± 0.08)	0.933 ^{††}
J0655+4100	0651+410	06:55:10.02	41:00:10.08	KVNCS1.2.1	0.40 (± 0.09)	0.022
J0656-0323	0653-033	06:56:11.11	-03:23:06.79	KVNCS1.0.1	1.07 (± 0.11)	0.634
J0656-0323	0653-033	06:56:11.11	-03:23:06.79	KVNCS1.3.2	0.51 (± 0.07)	0.634
J0657+2423	0654+244	06:57:05.69	24:23:55.32	KVNCS1.2.2	0.36 (± 0.03)	KVNCS1.2.2	0.37 (± 0.08)	1.925
J0659+0813	0656+082	06:59:17.99	08:13:30.94	KVNCS1.2.2	0.51 (± 0.05)	KVNCS1.2.2	0.29 (± 0.08)	...
J0659-2745	0657-276	06:59:49.92	-27:45:18.36	KVNCS1.2.2	0.24 (± 0.04)	1.727
J0700+1709	0657+172	07:00:01.51	17:09:21.60	KVNCS1.0.1	1.24 (± 0.09)
J0702-1015	0700-101	07:02:35.77	-10:15:06.48	KVNCS1.3.1	0.32 (± 0.02)
J0702-2841	0700-286	07:02:40.42	-28:41:49.92	KVNCS1.3.1	0.25 (± 0.03)	0.007
J0703-0051	0700-007	07:03:19.08	00:51:03.16	KVNCS1.0.1	0.66 (± 0.09)
J0704+4700	0700+470	07:04:09.55	47:00:56.16	KVNCS1.3.1	0.20 (± 0.02)
J0709+3737	0705+377	07:09:09.22	37:37:53.04	KVNCS1.3.1	0.12 (± 0.03)
J0709-0255	0707-028	07:09:45.07	-02:55:17.51	KVNCS1.2.2	0.69 (± 0.03)	KVNCS1.2.2	0.75 (± 0.11)	...
J0710+4732	0707+476	07:10:46.09	47:32:11.04	KVNCS1.0.1	0.79 (± 0.12)	1.292

Table 2 continued on next page

Table 2 (*continued*)

IAU name (J2000) (1)	IVS name (2)	R.A. [hh:mm:ss] (3)	Dec. [°:'"] (4)	Obs. code (5)	Flux density ($\pm 1\sigma$) [Jy] (6)	Obs. code (7)	Flux density ($\pm 1\sigma$) [Jy] (8)	Redshift (z) (9)
J0712+5033	0708+506	07:12:43.67	50:33:22.68	KVNCS1.2.2	0.40 (± 0.06)	KVNCS1.1.2	0.77 (± 0.25)	...
J0713+4349	0710+439	07:13:38.17	43:49:17.04	KVNCS1.2.1	0.63 (± 0.08)	0.518
J0713+1935	0710+196	07:13:55.67	19:35:00.24	KVNCS1.0.1	0.36 (± 0.11)	KVNCS1.1.2	3.34 (± 0.45)	0.540
J0714+3534	0711+356	07:14:24.83	35:34:39.72	KVNCS1.2.2	0.24 (± 0.03)	1.620
J0715-0921	0713-092	07:15:33.41	-09:21:54.29	KVNCS1.3.1	0.15 (± 0.02)
J0717+4538	0714+457	07:17:51.86	45:38:03.12	KVNCS1.0.1	0.88 (± 0.11)	0.940
J0717+4538	0714+457	07:17:51.86	45:38:03.12	KVNCS1.1.1	0.72 (± 0.08)	0.940
J0718-1813	0716-181	07:18:14.15	-18:13:04.08	KVNCS1.3.1	0.17 (± 0.03)
J0719+3307	0716+332	07:19:19.42	33:07:09.84	KVNCS1.2.1	0.68 (± 0.09)	0.779
J0721+0406	0718+042	07:21:23.90	04:06:44.21	KVNCS1.2.2	0.54 (± 0.06)	KVNCS1.2.2	0.62 (± 0.12)	0.665
J0721+7120	0716+714	07:21:53.46	71:20:36.24	KVNCS1.0.1	4.22 (± 0.25)	KVNCS1.0.1	6.61 (± 1.14)	0.300 ^{††}
J0721+7120	0716+714	07:21:53.46	71:20:36.24	KVNCS1.3.2	2.42 (± 0.12)	KVNCS1.3.2	2.35 (± 0.44)	0.300 ^{††}
J0724-0715	0721-071	07:24:17.28	-07:15:20.34	KVNCS1.2.2	0.93 (± 0.04)	KVNCS1.2.2	0.78 (± 0.08)	0.280
J0725+1425	0722+145	07:25:16.82	14:25:13.80	KVNCS1.0.1	0.72 (± 0.09)	1.038
J0725-1904	0723-189	07:25:50.16	-19:04:19.20	KVNCS1.2.2	0.38 (± 0.04)
J0725-0054	0723-008	07:25:50.63	00:54:56.55	KVNCS1.0.1	3.07 (± 0.17)	KVNCS1.0.1	3.09 (± 0.64)	0.128
J0725-0054	0723-008	07:25:50.63	00:54:56.55	KVNCS1.3.2	1.44 (± 0.09)	KVNCS1.3.2	1.62 (± 0.30)	0.128
J0726+7911	0718+793	07:26:11.72	79:11:30.84	KVNCS1.0.1	0.45 (± 0.12)
J0726+7911	0718+793	07:26:11.72	79:11:30.84	KVNCS1.1.2	0.50 (± 0.12)
J0726+2153	0723+219	07:26:14.24	21:53:20.04	KVNCS1.2.2	0.36 (± 0.02)	1.857
J0728+6748	0723+679	07:28:10.88	67:48:47.16	KVNCS1.0.1	0.51 (± 0.08)	0.846
J0728+6748	0723+679	07:28:10.88	67:48:47.16	KVNCS1.1.1	0.48 (± 0.09)	0.846
J0728+5701	0724+571	07:28:49.62	57:01:24.24	KVNCS1.2.1	0.36 (± 0.07)	0.426
J0729-1320	0726-132	07:29:17.81	-13:20:02.40	KVNCS1.3.1	0.13 (± 0.02)
J0730-1141	0727-115	07:30:19.12	-11:41:12.48	KVNCS1.0.1	8.59 (± 0.43)	KVNCS1.0.1	6.96 (± 1.29)	1.591
J0730-1141	0727-115	07:30:19.12	-11:41:12.48	KVNCS1.3.2	5.48 (± 0.29)	KVNCS1.3.2	4.00 (± 0.67)	1.591
J0730-0241	0727-025	07:30:25.88	-02:41:24.90	KVNCS1.2.2	0.29 (± 0.04)
J0731-2341	0728-235	07:31:06.67	-23:41:47.76	KVNCS1.1.2	0.56 (± 0.10)
J0731-2224	0729-222	07:31:31.51	-22:24:20.88	KVNCS1.2.2	0.28 (± 0.05)
J0733+5022	0730+504	07:33:52.52	50:22:09.12	KVNCS1.0.1	0.67 (± 0.09)	0.720
J0733+5022	0730+504	07:33:52.52	50:22:09.12	KVNCS1.1.1	0.58 (± 0.05)	0.720
J0733+0456	0731+050	07:33:57.46	04:56:14.50	KVNCS1.2.1	0.37 (± 0.11)	3.010
J0735+4750	0731+479	07:35:02.33	47:50:08.52	KVNCS1.2.1	0.38 (± 0.07)	0.782
J0735-1735	0733-174	07:35:45.82	-17:35:48.48	KVNCS1.2.2	0.44 (± 0.06)
J0736+2954	0733+300	07:36:13.64	29:54:22.32	KVNCS1.3.1	0.21 (± 0.02)
J0736+2954	0733+300	07:36:13.64	29:54:22.32	KVNCS1.3.2	0.23 (± 0.03)
J0737-0720	0734-072	07:37:07.14	-07:20:38.08	KVNCS1.3.1	0.20 (± 0.05)
J0738+1742	0735+178	07:38:07.40	17:42:19.08	KVNCS1.0.1	0.58 (± 0.13)	KVNCS1.0.1	1.07 (± 0.30)	0.424
J0738+1742	0735+178	07:38:07.40	17:42:19.08	KVNCS1.1.2	0.69 (± 0.14)	0.424
J0738-0626	0736-063	07:38:57.19	-06:26:58.06	KVNCS1.2.2	0.51 (± 0.08)	1.914
J0739+0137	0736+017	07:39:18.04	01:37:04.62	KVNCS1.0.1	1.20 (± 0.10)	KVNCS1.0.1	1.50 (± 0.34)	0.189
J0739+0137	0736+017	07:39:18.04	01:37:04.62	KVNCS1.3.2	1.14 (± 0.06)	KVNCS1.3.2	1.65 (± 0.36)	0.189
J0740-2444	0738-246	07:40:14.70	-24:44:36.60	KVNCS1.3.1	0.25 (± 0.02)
J0740+2852	0737+289	07:40:33.53	28:52:47.28	KVNCS1.3.2	0.21 (± 0.02)	0.711
J0741+3112	0738+313	07:41:10.72	31:12:00.36	KVNCS1.0.1	0.95 (± 0.14)	0.632
J0741+3112	0738+313	07:41:10.72	31:12:00.36	KVNCS1.1.1	1.00 (± 0.09)	0.632
J0741+2706	0738+272	07:41:25.73	27:06:45.36	KVNCS1.3.2	0.22 (± 0.01)	0.772 *
J0742+4900	0738+491	07:42:02.74	49:00:15.48	KVNCS1.2.1	0.31 (± 0.06)	2.318
J0742+5444	0738+548	07:42:39.78	54:44:24.72	KVNCS1.3.1	0.33 (± 0.03)	KVNCS1.3.1	0.48 (± 0.08)	0.720

Table 2 continued on next page

Table 2 (*continued*)

IAU name (J2000) (1)	IVS name (2)	R.A. [hh:mm:ss] (3)	Dec. [°:'"] (4)	Obs. code (5)	Flux density ($\pm 1\sigma$) [Jy] (6)	Obs. code (7)	Flux density ($\pm 1\sigma$) [Jy] (8)	Redshift (z) (9)
J0743+3941	0739+398	07:43:09.88	39:41:30.84	KVNCS1.3.1	0.21 (± 0.02)	1.705
J0743-0440	0741-045	07:43:52.39	-04:40:20.53	KVNCS1.2.2	0.22 (± 0.04)
J0745+1011	0742+103	07:45:33.05	10:11:12.84	KVNCS1.0.1	1.07 (± 0.09)	2.624
J0745+1011	0742+103	07:45:33.05	10:11:12.84	KVNCS1.1.2	0.98 (± 0.17)	KVNCS1.1.2	0.80 (± 0.22)	2.624
J0745+3142	0742+318	07:45:41.69	31:42:56.52	KVNCS1.2.1	0.57 (± 0.10)	0.461
J0745-0044	0743-006	07:45:54.07	00:44:17.54	KVNCS1.0.1	1.17 (± 0.15)	0.994
J0745-0044	0743-006	07:45:54.07	00:44:17.54	KVNCS1.1.2	1.16 (± 0.12)	KVNCS1.1.2	1.26 (± 0.26)	0.994
J0745+3313	0742+333	07:45:59.33	33:13:34.32	KVNCS1.2.2	0.18 (± 0.04)	0.611
J0746+2549	0743+259	07:46:25.86	25:49:02.28	KVNCS1.2.1	0.47 (± 0.08)	2.987
J0746+2734	0743+277	07:46:40.44	27:34:59.16	KVNCS1.2.1	0.67 (± 0.08)	2.625 [†]
J0747+7639	0740+767	07:47:14.60	76:39:17.28	KVNCS1.0.1	0.64 (± 0.09)
J0747+7639	0740+767	07:47:14.60	76:39:17.28	KVNCS1.1.2	0.43 (± 0.05)
J0748-1639	0745-165	07:48:03.10	-16:39:50.40	KVNCS1.2.2	0.49 (± 0.07)	KVNCS1.2.2	0.52 (± 0.07)	...
J0748+2400	0745+241	07:48:36.11	24:00:24.12	KVNCS1.0.1	1.18 (± 0.12)	KVNCS1.0.1	1.26 (± 0.32)	0.410
J0749+7420	0743+744	07:49:22.44	74:20:41.64	KVNCS1.3.1	0.25 (± 0.03)	1.629
J0750+1823	0747+185	07:50:00.35	18:23:11.40	KVNCS1.2.1	0.96 (± 0.12)	1.163
J0750+4814	0746+483	07:50:20.44	48:14:53.52	KVNCS1.2.1	0.63 (± 0.09)	1.956
J0750+7909	0742+792	07:50:43.26	79:09:16.92	KVNCS1.3.1	0.25 (± 0.03)
J0750+1231	0748+126	07:50:52.04	12:31:04.80	KVNCS1.0.1	4.48 (± 0.24)	KVNCS1.0.1	3.89 (± 0.73)	0.889
J0750+1231	0748+126	07:50:52.04	12:31:04.80	KVNCS1.3.2	3.81 (± 0.35)	0.889
J0750+8241	0740+828	07:50:57.77	82:41:58.20	KVNCS1.3.1	0.36 (± 0.03)	KVNCS1.3.1	0.36 (± 0.06)	1.991
J0752+3730	0749+376	07:52:40.91	37:30:24.48	KVNCS1.3.1	0.24 (± 0.03)	KVNCS1.3.1	0.24 (± 0.05)	0.440
J0753+5352	0749+540	07:53:01.39	53:52:59.52	KVNCS1.0.1	0.60 (± 0.13)	0.200
J0753+5352	0749+540	07:53:01.39	53:52:59.52	KVNCS1.1.1	0.70 (± 0.06)	0.200
J0753+4231	0749+426	07:53:03.34	42:31:30.72	KVNCS1.3.1	0.12 (± 0.02)	3.595
J0754-1147	0752-116	07:54:26.46	-11:47:16.80	KVNCS1.0.1	0.71 (± 0.10)
J0754-1147	0752-116	07:54:26.46	-11:47:16.80	KVNCS1.1.1	0.79 (± 0.11)	KVNCS1.1.1	1.14 (± 0.25)	...
J0754+4823	0751+485	07:54:45.68	48:23:50.64	KVNCS1.2.1	0.98 (± 0.10)	KVNCS1.2.1	0.74 (± 0.21)	0.377
J0756-1542	0754-155	07:56:50.71	-15:42:05.40	KVNCS1.0.1	0.32 (± 0.09)
J0756-1542	0754-155	07:56:50.71	-15:42:05.40	KVNCS1.1.1	0.62 (± 0.08)
J0757+0956	0754+100	07:57:06.66	09:56:34.84	KVNCS1.0.1	1.74 (± 0.11)	KVNCS1.0.1	1.63 (± 0.37)	0.266
J0800-2302	0758-229	08:00:12.78	-23:02:50.64	KVNCS1.2.2	0.32 (± 0.05)
J0801-2831	0759-283	08:01:46.49	-28:31:06.96	KVNCS1.3.1	0.14 (± 0.03)
J0802+1809	0759+183	08:02:48.05	18:09:49.32	KVNCS1.2.2	0.39 (± 0.04)	KVNCS1.2.2	0.26 (± 0.08)	1.586
J0803+0421	0801+044	08:03:56.45	04:21:02.74	KVNCS1.3.1	0.14 (± 0.02)
J0804-2749	0802-276	08:04:51.46	-27:49:11.28	KVNCS1.2.2	0.38 (± 0.06)
J0805-0111	0802-010	08:05:12.88	-01:11:13.81	KVNCS1.2.2	0.40 (± 0.06)	KVNCS1.2.2	0.31 (± 0.07)	1.388
J0805+6144	0800+618	08:05:18.17	61:44:23.64	KVNCS1.0.1	0.43 (± 0.11)	3.033
J0805+6144	0800+618	08:05:18.17	61:44:23.64	KVNCS1.1.1	0.45 (± 0.08)	3.033
J0806-2652	0804-267	08:06:12.71	-26:52:33.24	KVNCS1.2.2	0.44 (± 0.06)
J0806+4504	0803+452	08:06:33.48	45:04:32.16	KVNCS1.2.1	0.34 (± 0.07)	2.102
J0807-0541	0804-055	08:07:09.62	-05:41:13.92	KVNCS1.3.1	0.29 (± 0.02)	KVNCS1.3.1	0.29 (± 0.06)	...
J0807+1352	0804+140	08:07:38.50	13:52:17.40	KVNCS1.2.2	0.18 (± 0.05)	1.206
J0807+0432	0805+046	08:07:57.54	04:32:34.55	KVNCS1.3.1	0.20 (± 0.02)	2.877
J0808-0751	0805-077	08:08:15.54	-07:51:09.90	KVNCS1.0.1	2.45 (± 0.16)	KVNCS1.0.1	2.26 (± 0.49)	1.837
J0808-0751	0805-077	08:08:15.54	-07:51:09.90	KVNCS1.3.2	1.63 (± 0.09)	KVNCS1.3.2	1.37 (± 0.26)	1.837
J0808+7315	0802+733	08:08:16.48	73:15:11.88	KVNCS1.3.1	0.31 (± 0.03)	KVNCS1.3.1	0.28 (± 0.04)	0.496
J0808+4950	0804+499	08:08:39.66	49:50:36.60	KVNCS1.0.1	0.54 (± 0.09)	1.435
J0808+4950	0804+499	08:08:39.66	49:50:36.60	KVNCS1.1.1	0.54 (± 0.08)	1.435

Table 2 continued on next page

Table 2 (continued)

IAU name (J2000) (1)	IVS name (2)	R.A. [hh:mm:ss] (3)	Dec. [°:':"] (4)	Obs. code (5)	Flux density ($\pm 1\sigma$) [Jy] (6)	Obs. code (7)	Flux density ($\pm 1\sigma$) [Jy] (8)	Redshift (z) (9)
J0808+4052	0805+410	08:08:56.65	40:52:44.76	KVNCS1.0.1	0.65 (± 0.09)	KVNCS1.0.1	0.89 (± 0.29)	1.420
J0809+5341	0805+538	08:09:41.72	53:41:25.08	KVNCS1.1.1	0.28 (± 0.06)	2.133
J0809+5341	0805+538	08:09:41.72	53:41:25.08	KVNCS1.1.2	0.45 (± 0.07)	KVNCS1.1.2	0.87 (± 0.27)	2.133
J0811+5714	0806+573	08:11:00.60	57:14:12.48	KVNCS1.3.1	0.36 (± 0.02)	KVNCS1.3.1	0.41 (± 0.05)	0.611
J0811+0146	0808+019	08:11:26.70	01:46:52.21	KVNCS1.0.1	0.84 (± 0.13)	KVNCS1.0.1	0.78 (± 0.23)	1.148
J0811+0146	0808+019	08:11:26.70	01:46:52.21	KVNCS1.1.2	1.08 (± 0.13)	KVNCS1.1.2	1.02 (± 0.20)	1.148
J0812-1810	0810-180	08:12:28.51	-18:10:42.96	KVNCS1.3.1	0.15 (± 0.03)
J0813+2542	0810+258	08:13:03.83	25:42:11.16	KVNCS1.2.1	0.58 (± 0.06)	2.025
J0814+6431	0810+646	08:14:39.19	64:31:22.08	KVNCS1.1.2	0.21 (± 0.07)
J0814+6431	0810+646	08:14:39.19	64:31:22.08	KVNCS1.2.2	0.14 (± 0.03)
J0815+3635	0812+367	08:15:25.96	36:35:15.00	KVNCS1.0.1	0.59 (± 0.10)	1.027
J0815+3635	0812+367	08:15:25.96	36:35:15.00	KVNCS1.1.1	0.57 (± 0.07)	1.027
J0816-2421	0814-241	08:16:40.40	-24:21:06.48	KVNCS1.2.2	1.04 (± 0.06)
J0817+2352	0814+240	08:17:10.54	23:52:23.88	KVNCS1.2.1	0.27 (± 0.09)	1.733
J0817+2352	0814+240	08:17:10.54	23:52:23.88	KVNCS1.3.1	0.25 (± 0.03)	1.733
J0818+0517	0816+054	08:18:56.23	05:17:37.25	KVNCS1.2.2	0.15 (± 0.03)
J0820-1258	0818-128	08:20:57.44	-12:58:59.16	KVNCS1.2.2	0.46 (± 0.06)	KVNCS1.2.2	0.44 (± 0.07)	...
J0822+4041	0819+408	08:22:57.54	40:41:49.92	KVNCS1.2.1	0.41 (± 0.09)	0.865
J0823+2223	0820+225	08:23:24.76	22:23:03.12	KVNCS1.2.1	0.84 (± 0.10)	KVNCS1.2.1	1.97 (± 0.27)	0.951
J0823+2928	0820+296	08:23:41.14	29:28:28.20	KVNCS1.2.1	0.39 (± 0.09)	2.368
J0824+5552	0820+560	08:24:47.23	55:52:42.60	KVNCS1.0.1	0.65 (± 0.12)	1.421
J0824+5552	0820+560	08:24:47.23	55:52:42.60	KVNCS1.1.1	0.70 (± 0.11)	1.421
J0824+3916	0821+394	08:24:55.48	39:16:41.88	KVNCS1.1.1	1.21 (± 0.07)	KVNCS1.1.1	0.73 (± 0.11)	1.216
J0825+1332	0822+137	08:25:11.89	13:32:32.64	KVNCS1.2.2	0.50 (± 0.04)	KVNCS1.2.2	0.54 (± 0.07)	1.143
J0825+6157	0821+621	08:25:38.60	61:57:28.44	KVNCS1.2.1	0.52 (± 0.08)	0.542
J0825+0309	0823+033	08:25:50.34	03:09:24.52	KVNCS1.0.1	0.62 (± 0.13)	0.506
J0825+0309	0823+033	08:25:50.34	03:09:24.52	KVNCS1.1.2	0.82 (± 0.13)	0.506
J0825-3218	0823-321	08:25:51.38	-32:18:23.40	KVNCS1.3.1	0.35 (± 0.05)
J0825-3218	0823-321	08:25:51.38	-32:18:23.40	KVNCS1.3.2	0.55 (± 0.07)	KVNCS1.3.2	0.59 (± 0.18)	...
J0826-2230	0823-223	08:26:01.57	-22:30:27.36	KVNCS1.0.1	0.94 (± 0.14)	0.910
J0826-2230	0823-223	08:26:01.57	-22:30:27.36	KVNCS1.1.2	0.80 (± 0.09)	KVNCS1.1.2	0.86 (± 0.28)	0.910
J0827+3525	0824+355	08:27:38.59	35:25:05.16	KVNCS1.2.1	0.40 (± 0.06)	2.280 *
J0830+2410	0827+243	08:30:52.09	24:10:59.88	KVNCS1.0.1	1.03 (± 0.07)	0.941
J0831+0429	0829+046	08:31:48.86	04:29:39.08	KVNCS1.0.1	0.77 (± 0.10)	0.174
J0831+0429	0829+046	08:31:48.86	04:29:39.08	KVNCS1.1.2	0.79 (± 0.12)	0.174
J0832+1832	0829+187	08:32:16.04	18:32:12.12	KVNCS1.2.2	0.24 (± 0.03)	0.154
J0832+4913	0828+493	08:32:23.21	49:13:21.00	KVNCS1.2.1	0.46 (± 0.06)	0.548
J0833+1123	0830+115	08:33:14.36	11:23:36.24	KVNCS1.2.2	0.22 (± 0.03)	2.985
J0833+4224	0830+425	08:33:53.89	42:24:01.80	KVNCS1.2.1	0.55 (± 0.08)	0.249
J0834+6019	0830+605	08:34:17.54	60:19:46.92	KVNCS1.3.1	0.23 (± 0.02)	0.717 *
J0834+5534	0831+557	08:34:54.91	55:34:21.00	KVNCS1.2.1	0.91 (± 0.07)	0.241
J0836+2728	0833+276	08:36:22.90	27:28:52.68	KVNCS1.3.1	0.33 (± 0.03)	0.765
J0836-2016	0834-201	08:36:39.20	-20:16:59.52	KVNCS1.0.1	1.72 (± 0.12)	2.752
J0837+5825	0833+585	08:37:22.40	58:25:01.92	KVNCS1.2.1	0.76 (± 0.09)	2.101
J0839+0319	0837+035	08:39:49.21	03:19:53.87	KVNCS1.2.2	0.34 (± 0.07)	1.570
J0839+0104	0837+012	08:39:49.61	01:04:26.72	KVNCS1.2.2	0.33 (± 0.07)	1.123
J0840+1312	0838+133	08:40:47.60	13:12:23.40	KVNCS1.0.1	1.44 (± 0.11)	0.680
J0841+7053	0836+710	08:41:24.36	70:53:42.36	KVNCS1.2.2	2.46 (± 0.18)	2.172
J0841+7053	0836+710	08:41:24.36	70:53:42.36	KVNCS1.3.2	2.65 (± 0.09)	KVNCS1.3.2	2.44 (± 0.50)	2.172

Table 2 continued on next page

Table 2 (*continued*)

IAU name (J2000) (1)	IVS name (2)	R.A. [hh:mm:ss] (3)	Dec. [°:':"] (4)	Obs. code (5)	Flux density ($\pm 1\sigma$) [Jy] (6)	Obs. code (7)	Flux density ($\pm 1\sigma$) [Jy] (8)	Redshift (z) (9)
J0841-3136	0839-314	08:41:32.60	-31:36:35.64	KVNCS1.3.1	0.24 (± 0.02)	KVNCS1.3.1	0.32 (± 0.08)	...
J0842+1835	0839+187	08:42:05.11	18:35:40.92	KVNCS1.2.2	0.56 (± 0.04)	KVNCS1.2.2	0.48 (± 0.06)	1.276
J0843+6833	0839+687	08:43:49.12	68:33:17.28	KVNCS1.3.1	0.59 (± 0.04)	KVNCS1.3.1	0.60 (± 0.07)	...
J0845+0439	0842+048	08:45:17.14	04:39:47.34	KVNCS1.3.1	0.58 (± 0.06)	KVNCS1.3.1	0.65 (± 0.11)	0.385 [†]
J0846-2607	0844-259	08:46:56.60	-26:07:50.52	KVNCS1.2.2	0.27 (± 0.05)	KVNCS1.2.2	0.55 (± 0.10)	...
J0847-0703	0845-068	08:47:56.72	-07:03:16.92	KVNCS1.0.1	0.57 (± 0.10)
J0847-0520	0845-051	08:47:58.74	-05:20:33.90	KVNCS1.2.2	0.25 (± 0.04)	1.242
J0849+5108	0846+513	08:49:57.97	51:08:29.04	KVNCS1.2.1	0.28 (± 0.08)	0.585
J0850-1213	0847-120	08:50:09.64	-12:13:35.40	KVNCS1.2.2	1.02 (± 0.09)	KVNCS1.2.2	0.81 (± 0.10)	...
J0850+3747	0847+379	08:50:24.72	37:47:09.60	KVNCS1.2.1	0.50 (± 0.09)	0.407
J0851+0845	0848+089	08:51:28.44	08:45:15.30	KVNCS1.3.1	0.10 (± 0.02)
J0853+0654	0851+071	08:53:48.19	06:54:47.23	KVNCS1.3.1	0.39 (± 0.04)	KVNCS1.3.1	0.42 (± 0.05)	0.223
J0854-2540	0852-254	08:54:32.18	-25:40:21.00	KVNCS1.3.1	0.33 (± 0.04)	KVNCS1.3.1	0.24 (± 0.08)	...
J0854+5757	0850+581	08:54:42.01	57:57:29.88	KVNCS1.0.1	0.37 (± 0.07)	1.319
J0854+5757	0850+581	08:54:42.01	57:57:29.88	KVNCS1.1.1	0.39 (± 0.06)	1.319
J0854+2006	OJ287	08:54:48.89	20:06:30.60	KVNCS1.0.1	11.13 (± 1.45)	KVNCS1.0.1	10.83 (± 1.16)	0.306
J0854+2006	OJ287	08:54:48.89	20:06:30.60	KVNCS1.3.2	7.09 (± 0.27)	KVNCS1.3.2	6.87 (± 0.89)	0.306
J0856-1105	0854-108	08:56:41.82	-11:05:14.28	KVNCS1.0.1	0.45 (± 0.09)
J0856-1105	0854-108	08:56:41.82	-11:05:14.28	KVNCS1.1.1	0.34 (± 0.07)
J0856+2111	0854+213	08:56:57.23	21:11:43.80	KVNCS1.3.1	0.26 (± 0.02)	KVNCS1.3.1	0.19 (± 0.05)	2.091
J0858-1950	0855-196	08:58:05.38	-19:50:36.96	KVNCS1.2.2	1.05 (± 0.07)	KVNCS1.2.2	0.70 (± 0.08)	0.659
J0900+4108	0857+413	09:00:21.42	41:08:22.92	KVNCS1.3.1	0.23 (± 0.02)	1.623
J0900-2808	0858-279	09:00:40.03	-28:08:20.40	KVNCS1.1.2	0.53 (± 0.12)	2.152
J0901+0448	0858+050	09:01:11.86	04:48:58.82	KVNCS1.3.1	0.16 (± 0.03)	1.860
J0902-1415	0859-140	09:02:16.84	-14:15:30.96	KVNCS1.0.1	0.90 (± 0.15)	1.332
J0902-1415	0859-140	09:02:16.84	-14:15:30.96	KVNCS1.1.1	0.82 (± 0.09)	1.332
J0902+4310	0859+433	09:02:30.91	43:10:14.16	KVNCS1.2.1	0.37 (± 0.06)	2.410
J0902+4310	0859+433	09:02:30.91	43:10:14.16	KVNCS1.3.1	0.36 (± 0.02)	2.410
J0903-1721	0900-171	09:03:00.04	-17:21:05.40	KVNCS1.2.2	0.29 (± 0.05)	0.872 ^{††}
J0903+4651	0859+470	09:03:04.00	46:51:04.32	KVNCS1.0.1	1.05 (± 0.12)	1.465
J0903-3117	0901-310	09:03:37.94	-31:17:39.12	KVNCS1.3.1	0.13 (± 0.03)
J0903+6757	0859+681	09:03:53.14	67:57:22.68	KVNCS1.2.2	0.40 (± 0.05)	1.499
J0904-2552	0902-256	09:04:52.18	-25:52:51.60	KVNCS1.1.1	0.28 (± 0.06)	1.635
J0905+4850	0902+490	09:05:27.46	48:50:49.92	KVNCS1.3.1	0.13 (± 0.02)	2.697
J0905+2849	0902+290	09:05:41.78	28:49:28.20	KVNCS1.3.1	0.26 (± 0.03)	1.219
J0906-2019	0904-201	09:06:51.30	-20:19:54.84	KVNCS1.1.1	0.44 (± 0.04)	0.774
J0907-2026	0905-202	09:07:54.05	-20:26:49.56	KVNCS1.0.1	0.44 (± 0.14)
J0907-2026	0905-202	09:07:54.05	-20:26:49.56	KVNCS1.1.2	0.41 (± 0.11)
J0908+1609	0906+163	09:08:55.93	16: 9:54.72	KVNCS1.3.1	0.19 (± 0.03)	0.652 *
J0909+0121	0906+015	09:09:10.08	01:21:35.60	KVNCS1.0.1	1.19 (± 0.13)	KVNCS1.0.1	1.06 (± 0.30)	1.025
J0909+0121	0906+015	09:09:10.08	01:21:35.60	KVNCS1.1.2	1.06 (± 0.13)	KVNCS1.1.2	1.63 (± 0.27)	1.025
J0909+0121	0906+015	09:09:10.08	01:21:35.60	KVNCS1.3.2	2.81 (± 0.17)	KVNCS1.3.2	2.53 (± 0.50)	1.025
J0909+0835	0906+087	09:09:12.17	08:35:41.10	KVNCS1.3.1	0.08 (± 0.03)	1.754
J0909+4253	0906+430	09:09:33.48	42:53:46.32	KVNCS1.0.1	0.98 (± 0.11)	0.670
J0909+0200	0907+022	09:09:39.85	02:00:05.26	KVNCS1.3.1	0.13 (± 0.04)	1.575 ^{††}
J0909-0231	0907-023	09:09:44.93	-02:31:30.36	KVNCS1.3.1	0.19 (± 0.03)	0.957
J0909+8327	0900+836	09:09:59.22	83:27:56.16	KVNCS1.3.1	0.10 (± 0.02)
J0911+3349	0908+340	09:11:47.76	33:49:16.68	KVNCS1.3.1	0.16 (± 0.03)	0.456
J0912+2205	0909+222	09:12:24.77	22:05:06.36	KVNCS1.3.1	0.22 (± 0.03)	0.992

Table 2 continued on next page

Table 2 (*continued*)

IAU name (J2000) (1)	IVS name (2)	R.A. [hh:mm:ss] (3)	Dec. [°:':"] (4)	Obs. code (5)	Flux density ($\pm 1\sigma$) [Jy] (6)	Obs. code (7)	Flux density ($\pm 1\sigma$) [Jy] (8)	Redshift (z) (9)
J0914+0245	0912+029	09:14:37.93	02:45:59.26	KVNCS1.0.1	0.57 (± 0.10)	0.427
J0914+0245	0912+029	09:14:37.93	02:45:59.26	KVNCS1.1.2	0.60 (± 0.13)	0.427
J0914+3512	0911+354	09:14:39.41	35:12:04.68	KVNCS1.3.1	0.17 (± 0.02)	1.067
J0915+2933	0912+297	09:15:52.42	29:33:24.12	KVNCS1.3.1	0.11 (± 0.03)	0.101
J0917-1345	0915-135	09:17:39.01	-13:45:42.12	KVNCS1.2.2	0.25 (± 0.04)
J0919+3324	0916+336	09:19:08.80	33:24:42.12	KVNCS1.3.1	0.09 (± 0.02)	0.350
J0920+4441	0917+449	09:20:58.45	44:41:53.88	KVNCS1.0.1	2.65 (± 0.16)	KVNCS1.0.1	2.56 (± 0.43)	2.186
J0920+4441	0917+449	09:20:58.45	44:41:53.88	KVNCS1.2.2	2.13 (± 0.21)	2.186
J0920+4441	0917+449	09:20:58.45	44:41:53.88	KVNCS1.3.2	2.40 (± 0.14)	KVNCS1.3.2	1.82 (± 0.33)	2.186
J0921+7136	0916+718	09:21:23.94	71:36:12.24	KVNCS1.2.2	0.23 (± 0.05)	0.594
J0921-2618	0919-260	09:21:29.34	-26:18:43.56	KVNCS1.0.1	1.26 (± 0.13)	2.300
J0921-2618	0919-260	09:21:29.34	-26:18:43.56	KVNCS1.1.2	1.23 (± 0.14)	2.300
J0921+1350	0918+140	09:21:31.39	13:50:48.12	KVNCS1.3.1	0.18 (± 0.02)	0.767
J0921+6215	0917+624	09:21:36.22	62:15:52.20	KVNCS1.0.1	1.13 (± 0.11)	1.446 ^{††}
J0921+6215	0917+624	09:21:36.22	62:15:52.20	KVNCS1.2.2	1.00 (± 0.18)	1.446 ^{††}
J0921+6215	0917+624	09:21:36.22	62:15:52.20	KVNCS1.3.2	1.18 (± 0.08)	KVNCS1.3.2	0.86 (± 0.19)	1.446 ^{††}
J0922-0529	0919-052	09:22:23.66	-05:29:07.19	KVNCS1.2.2	0.35 (± 0.06)	0.974
J0923+3849	0920+390	09:23:14.46	38:49:40.08	KVNCS1.3.1	0.28 (± 0.03)
J0923-2135	0921-213	09:23:38.87	-21:35:47.04	KVNCS1.2.2	0.53 (± 0.14)	0.052
J0923-2135	0921-213	09:23:38.87	-21:35:47.04	KVNCS1.3.1	0.40 (± 0.02)	KVNCS1.3.1	0.44 (± 0.08)	0.052
J0923+2815	0920+284	09:23:51.50	28:15:25.20	KVNCS1.3.1	1.12 (± 0.05)	KVNCS1.3.1	1.05 (± 0.14)	0.744
J0925+0019	0922+005	09:25:07.82	00:19:13.93	KVNCS1.3.1	0.59 (± 0.05)	1.723
J0925+3127	0922+316	09:25:43.64	31:27:10.80	KVNCS1.3.1	0.24 (± 0.03)	0.260
J0925+3612	0922+364	09:25:51.85	36:12:35.64	KVNCS1.1.1	0.23 (± 0.07)	1.015 [†]
J0927+3902	4C39.25	09:27:03.02	39:02:20.76	KVNCS1.2.2	7.40 (± 0.36)	0.695
J0927+3902	4C39.25	09:27:03.02	39:02:20.76	KVNCS1.3.2	9.46 (± 0.45)	KVNCS1.3.2	6.70 (± 1.05)	0.695
J0927-2034	0925-203	09:27:51.84	-20:34:51.24	KVNCS1.2.2	1.44 (± 0.07)	KVNCS1.2.2	1.43 (± 0.12)	0.347
J0928-0409	0926-039	09:28:33.46	-04:09:08.86	KVNCS1.3.1	0.12 (± 0.02)
J0929+5013	0925+504	09:29:15.43	50:13:36.12	KVNCS1.1.1	0.56 (± 0.09)	KVNCS1.1.1	0.65 (± 0.22)	0.370
J0929+8612	0916+864	09:29:43.04	86:12:21.24	KVNCS1.3.1	0.21 (± 0.03)
J0930+0034	0928+008	09:30:52.24	00:34:58.94	KVNCS1.3.1	0.17 (± 0.03)	KVNCS1.3.1	0.13 (± 0.03)	1.769
J0930+7420	0925+745	09:30:53.78	74:20:06.00	KVNCS1.3.1	0.25 (± 0.02)
J0930+3503	0927+352	09:30:55.30	35:03:37.44	KVNCS1.1.1	0.32 (± 0.05)	0.435 [†]
J0931+1414	0928+144	09:31:05.34	14:14:16.44	KVNCS1.3.1	0.15 (± 0.03)	1.100
J0932-2016	0930-200	09:32:19.57	-20:16:37.20	KVNCS1.3.1	0.14 (± 0.03)
J0932+5306	0929+533	09:32:41.14	53:06:33.84	KVNCS1.3.1	0.16 (± 0.01)	0.597
J0933-1139	0931-114	09:33:34.45	-11:39:25.56	KVNCS1.2.2	0.31 (± 0.04)
J0935+0915	0932+094	09:35:13.63	09:15:07.85	KVNCS1.2.2	0.18 (± 0.05)	1.484
J0935+3633	0932+367	09:35:31.85	36:33:17.64	KVNCS1.3.1	0.21 (± 0.02)	2.859
J0937+5008	0933+503	09:37:12.32	50:08:52.08	KVNCS1.2.1	0.40 (± 0.07)	KVNCS1.2.1	0.62 (± 0.20)	0.275
J0939-1731	0936-172	09:39:19.19	-17:31:35.76	KVNCS1.3.1	0.27 (± 0.02)
J0939+4141	0936+419	09:39:49.61	41:41:54.24	KVNCS1.3.1	0.14 (± 0.04)	1.224
J0940+2603	0937+262	09:40:14.74	26:03:29.88	KVNCS1.1.1	0.22 (± 0.06)	0.726
J0941-1335	0938-133	09:41:02.54	-13:35:51.00	KVNCS1.0.1	0.50 (± 0.13)	KVNCS1.0.1	0.72 (± 0.22)	0.551
J0941-1335	0938-133	09:41:02.54	-13:35:51.00	KVNCS1.2.2	0.25 (± 0.04)	0.551
J0941+2728	0938+277	09:41:48.12	27:28:38.64	KVNCS1.3.1	0.25 (± 0.02)	1.309
J0942-0759	0939-077	09:42:21.46	-07:59:53.20	KVNCS1.3.1	0.22 (± 0.02)
J0943+1702	0940+172	09:43:17.22	17:02:18.96	KVNCS1.2.2	0.22 (± 0.03)	1.598
J0944+5202	0941+522	09:44:52.15	52:02:34.08	KVNCS1.2.1	0.33 (± 0.08)	0.565

Table 2 continued on next page

Table 2 (*continued*)

IAU name (J2000) (1)	IVS name (2)	R.A. [hh:mm:ss] (3)	Dec. [°:'"] (4)	Obs. code (5)	Flux density ($\pm 1\sigma$) [Jy] (6)	Obs. code (7)	Flux density ($\pm 1\sigma$) [Jy] (8)	Redshift (z) (9)
J0945+3534	0942+358	09:45:38.12	35:34:55.20	KVNCS1.2.2	0.20 (± 0.04)	1.128
J0948-3223	0945-321	09:48:09.50	-32:23:47.40	KVNCS1.3.1	0.18 (± 0.03)	2.140
J0948+4039	0945+408	09:48:55.33	40:39:44.64	KVNCS1.0.1	1.61 (± 0.14)	KVNCS1.0.1	1.18 (± 0.26)	1.250
J0948+4039	0945+408	09:48:55.33	40:39:44.64	KVNCS1.3.2	1.23 (± 0.08)	KVNCS1.3.2	0.91 (± 0.21)	1.250
J0953+1720	0951+175	09:53:59.24	17:20:56.76	KVNCS1.3.2	0.26 (± 0.03)	0.711
J0954+2639	0951+268	09:54:39.78	26:39:24.48	KVNCS1.2.2	0.20 (± 0.04)
J0954+7435	0950+748	09:54:47.45	74:35:57.12	KVNCS1.3.1	0.21 (± 0.04)	0.695
J0954+1743	0952+179	09:54:56.81	17:43:31.08	KVNCS1.2.2	0.36 (± 0.04)	1.477
J0956+2515	OK290	09:56:49.88	25:15:16.20	KVNCS1.0.1	0.96 (± 0.11)	KVNCS1.0.1	1.18 (± 0.30)	0.707
J0957-1350	0954-135	09:57:18.18	-13:50:01.32	KVNCS1.2.2	0.48 (± 0.04)
J0958+4725	0955+476	09:58:19.67	47:25:07.68	KVNCS1.1.1	0.64 (± 0.10)	1.882
J0958+3224	0955+326	09:58:20.96	32:24:02.16	KVNCS1.1.1	0.58 (± 0.09)	0.531
J0958+5039	0955+509	09:58:37.81	50:39:57.60	KVNCS1.2.1	0.37 (± 0.11)	1.154
J0958+6533	0954+658	09:58:47.24	65:33:54.72	KVNCS1.0.1	1.69 (± 0.14)	KVNCS1.0.1	1.61 (± 0.31)	0.368
J0958+6533	0954+658	09:58:47.24	65:33:54.72	KVNCS1.3.2	1.21 (± 0.10)	KVNCS1.3.2	1.47 (± 0.33)	0.368
J1000-3139	0958-314	10:00:40.68	-31:39:52.20	KVNCS1.2.2	0.40 (± 0.05)	0.009
J1001+1015	0959+105	10:01:57.72	10:15:49.68	KVNCS1.3.1	0.13 (± 0.03)	1.533
J1002+1216	1000+125	10:02:52.80	12:16:14.52	KVNCS1.3.1	0.19 (± 0.02)	0.861
J1006-2159	1004-217	10:06:46.44	-21:59:20.40	KVNCS1.2.2	0.32 (± 0.07)	KVNCS1.2.2	0.37 (± 0.07)	0.330
J1006-2159	1004-217	10:06:46.44	-21:59:20.40	KVNCS1.3.1	0.17 (± 0.03)	0.330
J1007-0207	1004-018	10:07:04.44	-02:07:10.92	KVNCS1.2.2	0.62 (± 0.04)	KVNCS1.2.2	0.36 (± 0.11)	1.215
J1007-1247	1004-125	10:07:15.24	-12:47:45.96	KVNCS1.3.1	0.21 (± 0.03)	KVNCS1.3.1	0.15 (± 0.05)	...
J1007+1356	1004+141	10:07:41.52	13:56:29.76	KVNCS1.0.1	0.52 (± 0.06)	2.707
J1007+1356	1004+141	10:07:41.52	13:56:29.76	KVNCS1.1.2	0.67 (± 0.09)	2.707
J1008+0621	1005+066	10:08:00.96	06:21:21.20	KVNCS1.2.2	0.57 (± 0.04)	1.720
J1008-0933	1006-093	10:08:43.80	-09:33:23.36	KVNCS1.3.1	0.13 (± 0.03)
J1010-0200	1008-017	10:10:51.60	-02:00:19.58	KVNCS1.2.2	0.46 (± 0.04)	KVNCS1.2.2	0.63 (± 0.08)	0.890
J1012+2312	1009+234	10:12:16.56	23:12:14.76	KVNCS1.2.2	0.48 (± 0.05)	0.748
J1013-2546	1010-255	10:13:13.08	-25:46:54.84	KVNCS1.3.1	0.16 (± 0.03)
J1013+3445	1010+350	10:13:49.44	34:45:50.76	KVNCS1.0.1	0.49 (± 0.11)	1.412
J1013+3445	1010+350	10:13:49.44	34:45:50.76	KVNCS1.1.1	0.49 (± 0.07)	1.412
J1013+2449	1011+250	10:13:53.40	24:49:16.32	KVNCS1.0.1	0.58 (± 0.09)	1.637
J1013+2449	1011+250	10:13:53.40	24:49:16.32	KVNCS1.1.1	0.63 (± 0.06)	1.637
J1014+2301	1012+232	10:14:47.04	23:01:16.68	KVNCS1.0.1	0.84 (± 0.13)	0.566
J1014+2301	1012+232	10:14:47.04	23:01:16.68	KVNCS1.1.1	0.73 (± 0.07)	0.566
J1015+4926	1011+496	10:15:04.32	49:26:00.60	KVNCS1.3.1	0.26 (± 0.03)	0.212
J1015+1227	1013+127	10:15:43.92	12:27:07.20	KVNCS1.0.1	0.49 (± 0.15)	0.463
J1015+1227	1013+127	10:15:43.92	12:27:07.20	KVNCS1.1.2	0.29 (± 0.08)	KVNCS1.1.2	0.92 (± 0.27)	0.463
J1015+0109	1013+014	10:15:56.88	01: 9:13.75	KVNCS1.2.2	0.17 (± 0.04)	0.779
J1016+0513	1013+054	10:16:03.00	05:13:02.35	KVNCS1.0.1	0.44 (± 0.14)	1.713
J1016+0513	1013+054	10:16:03.00	05:13:02.35	KVNCS1.1.2	0.55 (± 0.11)	1.713
J1017+6116	1014+615	10:17:25.80	61:16:27.48	KVNCS1.2.1	0.29 (± 0.09)	2.801
J1017+6116	1014+615	10:17:25.80	61:16:27.48	KVNCS1.2.2	0.30 (± 0.06)	2.801
J1018+3542	1015+359	10:18:11.16	35:42:39.60	KVNCS1.1.1	0.42 (± 0.08)	1.230
J1018+0530	1015+057	10:18:27.72	05:30:29.95	KVNCS1.0.1	0.36 (± 0.10)	1.945
J1018+0530	1015+057	10:18:27.72	05:30:29.95	KVNCS1.1.1	0.29 (± 0.07)	1.945
J1022+4239	1019+429	10:22:13.08	42:39:25.56	KVNCS1.3.1	0.29 (± 0.02)	KVNCS1.3.1	0.24 (± 0.06)	0.991
J1023+3948	1020+400	10:23:11.40	39:48:15.48	KVNCS1.1.1	0.62 (± 0.07)	1.254
J1024+1912	1022+194	10:24:44.64	19:12:20.52	KVNCS1.0.1	0.42 (± 0.09)	0.828

Table 2 continued on next page

Table 2 (*continued*)

IAU name (J2000) (1)	IVS name (2)	R.A. [hh:mm:ss] (3)	Dec. [°:'"] (4)	Obs. code (5)	Flux density ($\pm 1\sigma$) [Jy] (6)	Obs. code (7)	Flux density ($\pm 1\sigma$) [Jy] (8)	Redshift (z) (9)
J1024+1912	1022+194	10:24:44.64	19:12:20.52	KVNCS1.1.1	0.44 (± 0.09)	0.828
J1025-0509	1023-049	10:25:45.48	-05:09:54.14	KVNCS1.2.2	0.32 (± 0.06)
J1025+1253	1023+131	10:25:56.28	12:53:49.20	KVNCS1.0.1	0.91 (± 0.13)	KVNCS1.0.1	1.48 (± 0.33)	0.663
J1027+4803	1024+483	10:27:12.96	48:03:13.68	KVNCS1.3.1	0.19 (± 0.03)	1.288
J1027+7428	1023+747	10:27:24.12	74:28:26.04	KVNCS1.3.1	0.14 (± 0.03)	0.879
J1028+0255	1025+031	10:28:20.28	02:55:22.48	KVNCS1.2.2	0.27 (± 0.04)	0.715
J1031+6020	1028+605	10:31:44.76	60:20:30.48	KVNCS1.2.1	0.47 (± 0.13)	1.231
J1031-2228	1029-222	10:31:52.32	-22:28:24.96	KVNCS1.3.1	0.12 (± 0.03)
J1031-0423	1029-041	10:31:54.84	-04:23:52.87	KVNCS1.3.1	0.26 (± 0.03)
J1032-1400	1029-137	10:32:06.36	-14:00:19.44	KVNCS1.3.1	0.19 (± 0.02)	1.039
J1033+4116	1030+415	10:33:03.60	41:16:06.24	KVNCS1.0.1	2.06 (± 0.09)	KVNCS1.0.1	1.85 (± 0.38)	1.118
J1033+4116	1030+415	10:33:03.60	41:16:06.24	KVNCS1.3.2	1.53 (± 0.10)	KVNCS1.3.2	1.43 (± 0.33)	1.118
J1033+0711	1030+074	10:33:34.20	07:11:26.16	KVNCS1.3.2	0.32 (± 0.03)	1.535
J1035-2011	1032-199	10:35:02.04	-20:11:34.44	KVNCS1.0.1	1.57 (± 0.12)	2.198
J1035+5628	1031+567	10:35:07.08	56:28:46.92	KVNCS1.2.1	0.46 (± 0.08)	0.459
J1037-2934	1034-293	10:37:15.96	-29:34:02.64	KVNCS1.0.1	1.25 (± 0.09)	0.312
J1037+0424	1035+046	10:37:39.36	04:24:01.76	KVNCS1.3.2	0.21 (± 0.03)	2.435 [†]
J1037-2823	1035-281	10:37:42.60	-28:23:04.20	KVNCS1.3.2	0.43 (± 0.03)	1.066
J1037+2834	1034+288	10:37:43.68	28:34:59.52	KVNCS1.3.1	0.12 (± 0.03)	0.095 [†]
J1038+0512	1036+054	10:38:46.68	05:12:29.09	KVNCS1.0.1	1.68 (± 0.19)	0.473
J1038+0512	1036+054	10:38:46.68	05:12:29.09	KVNCS1.1.2	1.56 (± 0.10)	KVNCS1.1.2	1.39 (± 0.30)	0.473
J1038+0512	1036+054	10:38:46.68	05:12:29.09	KVNCS1.3.2	1.01 (± 0.15)	0.473
J1039-1541	1036-154	10:39:06.84	-15:41:06.72	KVNCS1.2.2	0.47 (± 0.07)	0.525
J1041+0610	1038+064	10:41:17.16	06:10:16.93	KVNCS1.0.1	1.22 (± 0.09)	KVNCS1.0.1	1.37 (± 0.37)	1.270
J1041+0610	1038+064	10:41:17.16	06:10:16.93	KVNCS1.3.2	1.42 (± 0.17)	1.270
J1041+5233	1038+52A	10:41:46.68	52:33:28.08	KVNCS1.0.1	0.57 (± 0.12)
J1041+5233	1038+52A	10:41:46.68	52:33:28.08	KVNCS1.1.1	0.31 (± 0.05)
J1042+1203	3C245	10:42:44.64	12:03:31.32	KVNCS1.2.2	0.46 (± 0.06)	1.028
J1043+2408	1040+244	10:43:09.12	24:08:35.52	KVNCS1.0.1	1.19 (± 0.11)	0.563
J1044+5322	1041+536	10:44:10.68	53:22:20.64	KVNCS1.2.2	0.17 (± 0.05)	1.901
J1044+8054	1039+811	10:44:22.92	80:54:39.60	KVNCS1.0.1	0.78 (± 0.12)	1.260
J1044+8054	1039+811	10:44:22.92	80:54:39.60	KVNCS1.1.2	0.76 (± 0.12)	KVNCS1.1.2	0.75 (± 0.20)	1.260
J1044+0655	1042+071	10:44:56.04	06:55:38.28	KVNCS1.2.2	0.27 (± 0.03)	0.690
J1045+1735	1042+178	10:45:14.40	17:35:48.12	KVNCS1.0.1	0.56 (± 0.11)
J1045-2927	1043-291	10:45:40.68	-29:27:26.28	KVNCS1.2.2	0.37 (± 0.07)	2.128
J1045+0624	1043+066	10:45:52.56	06:24:36.47	KVNCS1.2.2	0.29 (± 0.07)	1.508
J1047-1308	1044-128	10:47:03.84	-13:08:32.28	KVNCS1.3.1	0.23 (± 0.02)	KVNCS1.3.1	0.22 (± 0.07)	1.288
J1047+0029	1044+007	10:47:06.72	00:29:37.08	KVNCS1.3.1	0.08 (± 0.01)	2.775
J1048-1909	1045-188	10:48:06.48	-19:09:35.64	KVNCS1.0.1	1.00 (± 0.13)	KVNCS1.0.1	1.34 (± 0.34)	0.595
J1048+7143	1044+719	10:48:27.72	71:43:35.76	KVNCS1.0.1	1.30 (± 0.14)	KVNCS1.0.1	1.35 (± 0.33)	1.150
J1048+7143	1044+719	10:48:27.72	71:43:35.76	KVNCS1.3.2	1.06 (± 0.09)	KVNCS1.3.2	1.06 (± 0.26)	1.150
J1051-3138	1048-313	10:51:04.68	-31:38:14.28	KVNCS1.2.2	0.46 (± 0.04)	1.429
J1051+2119	1049+215	10:51:48.96	21:19:52.32	KVNCS1.1.1	0.40 (± 0.05)	1.300
J1054+8629	1046+867	10:54:22.32	86:29:36.24	KVNCS1.3.1	0.19 (± 0.02)
J1056+7011	1053+704	10:56:53.52	70:11:45.96	KVNCS1.2.1	1.04 (± 0.14)	2.492
J1057-2342	1054-234	10:57:24.48	-23:42:01.80	KVNCS1.0.1	0.44 (± 0.11)	1.125
J1057-2342	1054-234	10:57:24.48	-23:42:01.80	KVNCS1.1.2	0.60 (± 0.12)	1.125
J1058-3024	1055-301	10:58:00.48	-30:24:55.08	KVNCS1.2.2	0.47 (± 0.10)	2.523
J1058+4304	1055+433	10:58:03.00	43:04:41.52	KVNCS1.2.1	0.49 (± 0.10)	0.415 [†]

Table 2 continued on next page

Table 2 (*continued*)

IAU name (J2000) (1)	IVS name (2)	R.A. [hh:mm:ss] (3)	Dec. [°:':"] (4)	Obs. code (5)	Flux density ($\pm 1\sigma$) [Jy] (6)	Obs. code (7)	Flux density ($\pm 1\sigma$) [Jy] (8)	Redshift (z) (9)
J1058+8114	1053+815	10:58:11.64	81:14:32.64	KVNCS1.0.1	1.27 (± 0.14)	0.706
J1058+8114	1053+815	10:58:11.64	81:14:32.64	KVNCS1.1.2	1.03 (± 0.09)	KVNCS1.1.2	0.91 (± 0.26)	0.706
J1058+1951	1055+201	10:58:17.76	19:51:50.76	KVNCS1.2.2	0.74 (± 0.09)	KVNCS1.2.2	0.54 (± 0.10)	1.110
J1058+0133	1055+018	10:58:29.64	01:33:58.82	KVNCS1.0.1	6.00 (± 0.22)	KVNCS1.0.1	6.02 (± 1.18)	0.890
J1058+0133	1055+018	10:58:29.64	01:33:58.82	KVNCS1.3.2	5.37 (± 0.30)	KVNCS1.3.2	4.72 (± 0.66)	0.890
J1059-1134	1056-113	10:59:12.48	-11:34:22.80	KVNCS1.3.1	0.31 (± 0.02)
J1059+2057	1056+212	10:59:39.12	20:57:21.96	KVNCS1.2.2	0.27 (± 0.04)	KVNCS1.2.2	0.45 (± 0.10)	0.400
J1101+7225	1058+726	11:01:48.72	72:25:37.20	KVNCS1.2.2	0.92 (± 0.04)	KVNCS1.2.2	0.82 (± 0.08)	1.460
J1102+2757	1059+282	11:02:14.28	27:57:08.64	KVNCS1.1.1	0.39 (± 0.06)	1.865
J1102+5941	1059+599	11:02:42.72	59:41:19.68	KVNCS1.3.1	0.20 (± 0.02)	1.830
J1103+1158	1100+122	11:03:03.60	11:58:16.68	KVNCS1.2.2	0.21 (± 0.03)	KVNCS1.2.2	0.28 (± 0.08)	0.914
J1103+3014	1100+305	11:03:13.32	30:14:42.72	KVNCS1.0.1	0.45 (± 0.10)	0.384
J1104+3812	1101+384	11:04:27.48	38:12:31.68	KVNCS1.2.1	0.60 (± 0.13)	0.030
J1104+6038	1101+609	11:04:53.76	60:38:55.32	KVNCS1.2.2	0.18 (± 0.04)	1.366
J1105+0202	1103+023	11:05:39.12	02:02:57.48	KVNCS1.3.1	1.21 (± 0.05)	KVNCS1.3.1	1.33 (± 0.10)	0.107
J1106+2812	1103+284	11:06:07.20	28:12:47.16	KVNCS1.2.2	0.30 (± 0.03)	0.844
J1107+1628	1104+167	11:07:14.88	16:28:02.28	KVNCS1.2.2	0.23 (± 0.04)	0.630
J1108+0811	1106+084	11:08:37.68	08:11:01.57	KVNCS1.3.1	0.12 (± 0.03)	1.123
J1110+4403	1107+443	11:10:46.20	44:03:25.92	KVNCS1.3.1	0.21 (± 0.02)	KVNCS1.3.1	0.14 (± 0.04)	1.693
J1116+0829	1113+087	11:16:09.84	08:29:22.02	KVNCS1.2.2	0.24 (± 0.04)	0.486
J1118-1232	1115-122	11:18:17.28	-12:32:54.24	KVNCS1.0.1	0.94 (± 0.13)	1.739
J1118-1232	1115-122	11:18:17.28	-12:32:54.24	KVNCS1.1.2	1.14 (± 0.09)	1.739
J1118+1234	1116+128	11:18:57.24	12:34:41.88	KVNCS1.0.1	1.10 (± 0.09)	KVNCS1.0.1	1.20 (± 0.35)	2.126
J1118+1234	1116+128	11:18:57.24	12:34:41.88	KVNCS1.3.2	0.66 (± 0.09)	2.126
J1119+0410	1117+044	11:19:42.96	04:10:27.91	KVNCS1.2.2	0.33 (± 0.02)	0.736
J1120-1243	1117-124	11:20:12.12	-12:43:37.92	KVNCS1.3.1	0.34 (± 0.03)
J1120-2719	1117-270	11:20:16.08	-27:19:06.24	KVNCS1.2.2	0.52 (± 0.05)	KVNCS1.2.2	0.32 (± 0.05)	1.881
J1120+0704	1118+073	11:20:38.40	07:04:47.17	KVNCS1.3.1	0.21 (± 0.02)	1.336
J1120-1420	1118-140	11:20:55.68	-14:20:29.76	KVNCS1.2.2	0.44 (± 0.04)	KVNCS1.2.2	0.48 (± 0.08)	1.114
J1121-0553	1118-056	11:21:25.20	-05:53:56.44	KVNCS1.3.2	0.39 (± 0.03)	1.297
J1121-0711	1119-069	11:21:42.12	-07:11:06.32	KVNCS1.3.2	0.36 (± 0.03)
J1122-2532	1119-252	11:22:05.88	-25:32:33.72	KVNCS1.3.1	0.17 (± 0.03)	KVNCS1.2.2	0.28 (± 0.06)	2.360
J1122+1805	1119+183	11:22:29.64	18:05:26.52	KVNCS1.2.2	0.38 (± 0.03)	1.040
J1124+2336	1121+238	11:24:02.88	23:36:45.72	KVNCS1.2.2	0.73 (± 0.04)	KVNCS1.2.2	0.53 (± 0.08)	1.549
J1125+2610	1123+264	11:25:53.76	26:10:19.92	KVNCS1.0.1	0.73 (± 0.16)	2.352
J1125+2610	1123+264	11:25:53.76	26:10:19.92	KVNCS1.1.1	0.72 (± 0.10)	KVNCS1.1.1	0.91 (± 0.29)	2.352
J1125+2005	1123+203	11:25:58.80	20:05:54.24	KVNCS1.2.2	0.32 (± 0.05)	0.133
J1126+0625	1124+067	11:26:53.16	06:25:56.93	KVNCS1.3.1	0.15 (± 0.02)
J1126+4516	1124+455	11:26:57.48	45:16:06.24	KVNCS1.3.1	0.19 (± 0.03)	1.819
J1127-1857	1124-186	11:27:04.32	-18:57:17.28	KVNCS1.0.1	1.77 (± 0.16)	KVNCS1.0.1	1.55 (± 0.39)	1.050
J1127-1857	1124-186	11:27:04.32	-18:57:17.28	KVNCS1.3.2	2.56 (± 0.15)	KVNCS1.3.2	2.13 (± 0.37)	1.050
J1127-0735	1124-073	11:27:12.60	-07:35:12.16	KVNCS1.1.1	0.38 (± 0.05)
J1127+0555	1125+062	11:27:36.36	05:55:32.05	KVNCS1.3.1	1.06 (± 0.04)	2.217
J1127+5650	1124+571	11:27:39.96	56:50:14.64	KVNCS1.3.1	0.32 (± 0.02)	KVNCS1.3.1	0.29 (± 0.06)	2.890
J1127+3620	1125+366	11:27:59.04	36:20:28.32	KVNCS1.2.2	0.18 (± 0.03)	KVNCS1.2.2	0.24 (± 0.07)	0.884
J1128+5925	1125+596	11:28:13.44	59:25:14.88	KVNCS1.2.2	0.33 (± 0.05)	KVNCS1.2.2	0.57 (± 0.12)	1.795
J1130-1449	1127-145	11:30:07.20	-14:49:27.48	KVNCS1.0.1	3.57 (± 0.18)	KVNCS1.0.1	3.73 (± 0.68)	1.184
J1130-1449	1127-145	11:30:07.20	-14:49:27.48	KVNCS1.3.2	1.92 (± 0.13)	KVNCS1.3.2	1.43 (± 0.28)	1.184
J1130+0846	1128+090	11:30:36.00	08:46:43.10	KVNCS1.3.1	0.20 (± 0.02)

Table 2 continued on next page

Table 2 (*continued*)

IAU name (J2000) (1)	IVS name (2)	R.A. [hh:mm:ss] (3)	Dec. [°:':"] (4)	Obs. code (5)	Flux density ($\pm 1\sigma$) [Jy] (6)	Obs. code (7)	Flux density ($\pm 1\sigma$) [Jy] (8)	Redshift (z) (9)
J1130+3031	1128+308	11:30:42.48	30:31:35.40	KVNCS1.2.2	0.19 (± 0.03)	0.737
J1130+3815	1128+385	11:30:53.28	38:15:18.72	KVNCS1.0.1	0.88 (± 0.11)	1.740
J1130+3815	1128+385	11:30:53.28	38:15:18.72	KVNCS1.1.1	1.09 (± 0.06)	KVNCS1.1.1	1.03 (± 0.15)	1.740
J1131-0500	1128-047	11:31:30.36	-05:00:19.66	KVNCS1.2.2	0.80 (± 0.06)	0.266
J1133-0905	1131-088	11:33:36.00	-09:05:23.42	KVNCS1.3.2	0.27 (± 0.04)	KVNCS1.3.2	0.45 (± 0.10)	...
J1135-0428	1133-041	11:35:58.20	-04:28:27.88	KVNCS1.2.2	0.28 (± 0.06)	0.273
J1136-0330	1133-032	11:36:24.48	-03:30:29.48	KVNCS1.0.1	0.45 (± 0.13)	1.648
J1136-0330	1133-032	11:36:24.48	-03:30:29.48	KVNCS1.1.2	0.40 (± 0.08)	1.648
J1136+7009	MRK180	11:36:26.28	70:09:27.36	KVNCS1.3.1	0.18 (± 0.02)	0.045
J1138+4745	1135+480	11:38:21.12	47:45:15.48	KVNCS1.2.1	0.43 (± 0.10)	KVNCS1.2.1	0.71 (± 0.22)	0.770
J1139-1552	1136-156	11:39:29.52	-15:52:51.60	KVNCS1.2.2	0.43 (± 0.06)	2.625
J1141+6410	1138+644	11:41:12.12	64:10:05.52	KVNCS1.3.1	0.25 (± 0.04)	2.625 [†]
J1142+1547	1139+160	11:42:07.56	15:47:54.24	KVNCS1.3.1	0.10 (± 0.03)	0.299
J1143+6633	1140+668	11:43:41.52	66:33:31.32	KVNCS1.3.1	0.16 (± 0.04)	2.334
J1145+0455	1142+052	11:45:21.24	04:55:26.69	KVNCS1.2.2	0.29 (± 0.08)	KVNCS1.2.2	0.29 (± 0.07)	1.344
J1145-2250	1142-225	11:45:21.96	-22:50:31.20	KVNCS1.2.2	0.68 (± 0.07)	KVNCS1.2.2	0.60 (± 0.05)	1.141
J1146-2447	1143-245	11:46:08.04	-24:47:33.00	KVNCS1.2.2	0.59 (± 0.06)	KVNCS1.2.2	0.51 (± 0.15)	1.940
J1146-2859	1143-287	11:46:26.04	-28:59:18.60	KVNCS1.1.1	0.52 (± 0.09)	0.450
J1146+5356	1144+542	11:46:44.04	53:56:43.08	KVNCS1.2.1	0.35 (± 0.10)	2.201
J1146+3958	1144+402	11:46:58.44	39:58:34.32	KVNCS1.0.1	0.99 (± 0.10)	1.090
J1146+3958	1144+402	11:46:58.44	39:58:34.32	KVNCS1.1.1	1.06 (± 0.06)	KVNCS1.1.1	0.96 (± 0.25)	1.090
J1147-0724	1145-071	11:47:51.72	-07:24:41.15	KVNCS1.0.1	0.70 (± 0.12)	1.342
J1147-0724	1145-071	11:47:51.72	-07:24:41.15	KVNCS1.1.2	0.68 (± 0.08)	1.342
J1147+2635	1145+268	11:47:59.64	26:35:42.36	KVNCS1.2.2	0.44 (± 0.05)	KVNCS1.2.2	0.34 (± 0.07)	0.867
J1148+5924	NGC3894	11:48:50.40	59:24:56.52	KVNCS1.3.1	0.39 (± 0.02)	0.011
J1149+2824	1146+286	11:49:08.76	28:24:34.92	KVNCS1.3.1	0.13 (± 0.02)	2.715 [†]
J1150+2417	1147+245	11:50:19.32	24:17:53.88	KVNCS1.0.1	0.76 (± 0.10)	0.200
J1150+2417	1147+245	11:50:19.32	24:17:53.88	KVNCS1.1.1	0.65 (± 0.06)	0.200
J1150-0640	1147-063	11:50:24.00	-06:40:26.58	KVNCS1.1.2	0.46 (± 0.08)
J1150+0630	1147+067	11:50:32.64	06:30:29.41	KVNCS1.3.1	0.12 (± 0.02)	2.155 [†]
J1150-0023	1148-001	11:50:43.80	00:23:54.20	KVNCS1.2.2	0.95 (± 0.07)	KVNCS1.2.2	0.61 (± 0.09)	1.980
J1151-1723	1148-171	11:51:03.24	-17:24:00.00	KVNCS1.3.1	0.27 (± 0.02)	1.751
J1152-0841	1149-084	11:52:17.04	-08:41:03.30	KVNCS1.0.1	1.68 (± 0.28)	KVNCS1.0.1	1.58 (± 0.34)	2.370
J1152+4939	1149+499	11:52:32.88	49:39:38.88	KVNCS1.0.1	0.53 (± 0.10)	1.094
J1153+8058	1150+812	11:53:12.48	80:58:29.28	KVNCS1.0.1	0.86 (± 0.11)	1.250
J1153+8058	1150+812	11:53:12.48	80:58:29.28	KVNCS1.1.2	0.86 (± 0.07)	1.250
J1153+0914	1150+095	11:53:12.48	09:14:02.29	KVNCS1.3.1	0.14 (± 0.02)	0.696
J1153-1105	1150-108	11:53:22.20	-11: 5:12.48	KVNCS1.3.1	0.16 (± 0.03)	0.269
J1153+4931	1150+497	11:53:24.36	49:31:08.76	KVNCS1.0.1	0.95 (± 0.07)	KVNCS1.0.1	0.92 (± 0.26)	0.334
J1153+0955	1151+102	11:53:48.48	09:55:54.88	KVNCS1.2.2	0.32 (± 0.06)	0.895
J1153+4036	1151+408	11:53:54.60	40:36:52.56	KVNCS1.2.1	0.51 (± 0.10)	0.925
J1154+5934	1151+598	11:54:01.44	59:34:54.12	KVNCS1.3.1	0.13 (± 0.03)	0.871
J1155-3107	1152-308	11:55:03.00	-31:07:58.80	KVNCS1.3.1	0.14 (± 0.02)	4.300
J1157+1638	1155+169	11:57:34.92	16:38:59.64	KVNCS1.2.2	0.60 (± 0.05)	KVNCS1.2.2	0.48 (± 0.09)	1.061
J1158+4825	1155+486	11:58:26.76	48:25:16.32	KVNCS1.3.1	0.14 (± 0.03)	2.028
J1159-2228	1156-221	11:59:11.40	-22:28:36.84	KVNCS1.2.2	0.53 (± 0.06)	0.565
J1159-0940	1156-094	11:59:12.84	-09:40:52.03	KVNCS1.2.2	0.48 (± 0.03)	KVNCS1.2.2	0.48 (± 0.07)	...
J1159+2914	1156+295	11:59:31.92	29:14:43.80	KVNCS1.0.1	1.58 (± 0.09)	KVNCS1.0.1	1.38 (± 0.32)	0.725
J1159+2914	1156+295	11:59:31.92	29:14:43.80	KVNCS1.3.2	2.47 (± 0.12)	KVNCS1.3.2	1.96 (± 0.35)	0.725

Table 2 continued on next page

Table 2 (*continued*)

IAU name (J2000) (1)	IVS name (2)	R.A. [hh:mm:ss] (3)	Dec. [°:'"] (4)	Obs. code (5)	Flux density ($\pm 1\sigma$) [Jy] (6)	Obs. code (7)	Flux density ($\pm 1\sigma$) [Jy] (8)	Redshift (z) (9)
J1159-2148	1157-215	11:59:52.08	-21:48:53.64	KVNCS1.2.2	0.22 (± 0.05)	KVNCS1.2.2	0.33 (± 0.05)	0.927
J1202-0528	1200-051	12:02:34.08	-05:28:02.50	KVNCS1.0.1	0.81 (± 0.09)	0.381
J1202-0528	1200-051	12:02:34.08	-05:28:02.50	KVNCS1.1.2	0.87 (± 0.10)	KVNCS1.1.2	0.73 (± 0.17)	0.381
J1203+0634	1200+068	12:03:01.08	06:34:41.56	KVNCS1.3.1	0.19 (± 0.02)	2.181
J1203+6031	1200+608	12:03:03.60	60:31:19.20	KVNCS1.2.2	0.20 (± 0.05)	0.066
J1203+4803	1200+483	12:03:29.88	48:03:13.68	KVNCS1.0.1	0.59 (± 0.07)	0.816
J1203+4803	1200+483	12:03:29.88	48:03:13.68	KVNCS1.1.1	0.65 (± 0.07)	0.816
J1205-2634	1202-262	12:05:33.36	-26:34:04.44	KVNCS1.2.2	0.83 (± 0.05)	KVNCS1.2.2	0.72 (± 0.09)	0.789
J1206+3941	1204+399	12:06:37.08	39:41:03.84	KVNCS1.3.1	0.11 (± 0.02)	1.519
J1206+0529	1204+057	12:06:57.96	05:29:52.26	KVNCS1.2.2	0.22 (± 0.05)	0.791
J1207+1211	1204+124	12:07:12.72	12:11:45.96	KVNCS1.2.2	0.39 (± 0.08)	0.890
J1207+2754	1204+281	12:07:27.84	27:54:58.68	KVNCS1.3.1	0.39 (± 0.02)	KVNCS1.3.1	0.48 (± 0.08)	2.182
J1207-0106	1205-008	12:07:41.52	-01:06:36.68	KVNCS1.2.2	0.27 (± 0.06)	1.006
J1209-2406	1206-238	12:09:02.52	-24:06:20.88	KVNCS1.2.2	0.67 (± 0.04)	KVNCS1.2.2	0.83 (± 0.08)	1.299
J1209-2032	1206-202	12:09:14.76	-20:32:39.12	KVNCS1.2.2	0.32 (± 0.04)	0.404
J1209+4119	1206+416	12:09:22.68	41:19:41.52	KVNCS1.3.1	0.14 (± 0.03)	0.377
J1209+2547	1207+260	12:09:45.00	25:47:03.84	KVNCS1.3.1	0.20 (± 0.04)	1.435
J1211+1820	1208+186	12:11:06.72	18:20:34.44	KVNCS1.2.2	0.31 (± 0.10)	1.515
J1211+1820	1208+186	12:11:06.72	18:20:34.44	KVNCS1.3.1	0.21 (± 0.03)	KVNCS1.3.1	0.35 (± 0.05)	1.515
J1213-1003	1210-097	12:13:22.80	-10:03:25.20	KVNCS1.3.1	0.14 (± 0.03)
J1215+1654	1212+171	12:15:03.96	16:54:37.80	KVNCS1.2.2	0.47 (± 0.06)	KVNCS1.2.2	0.49 (± 0.09)	1.132
J1215-1731	1213-172	12:15:46.80	-17:31:45.48	KVNCS1.0.1	1.47 (± 0.27)	KVNCS1.0.1	1.18 (± 0.34)	...
J1215-1731	1213-172	12:15:46.80	-17:31:45.48	KVNCS1.3.2	1.90 (± 0.15)
J1215+3448	1213+350	12:15:55.44	34:48:15.12	KVNCS1.2.2	0.60 (± 0.04)	KVNCS1.2.2	0.30 (± 0.07)	0.857
J1216-1033	1213-102	12:16:24.24	-10:33:15.48	KVNCS1.3.1	0.13 (± 0.01)	0.636
J1217-0029	1215-002	12:17:58.56	00:29:46.30	KVNCS1.2.2	0.57 (± 0.04)	KVNCS1.2.2	0.58 (± 0.08)	0.418
J1218+1105	1215+113	12:18:25.92	11:05:05.28	KVNCS1.1.1	0.34 (± 0.06)	1.404
J1218-0119	1216-010	12:18:34.92	-01:19:54.34	KVNCS1.2.2	0.30 (± 0.06)	0.415
J1219+4829	1216+487	12:19:06.24	48:29:56.04	KVNCS1.0.1	0.79 (± 0.11)	1.076
J1219+6600	1217+662	12:19:35.76	66:00:31.68	KVNCS1.3.1	0.25 (± 0.03)	1.268
J1220+7105	1217+713	12:20:03.48	71:05:31.20	KVNCS1.3.1	0.14 (± 0.03)	0.451
J1220+0203	1217+023	12:20:11.76	02:03:42.23	KVNCS1.2.2	0.25 (± 0.05)	KVNCS1.2.2	0.36 (± 0.08)	0.240
J1220+3808	1218+384	12:20:59.28	38:08:55.68	KVNCS1.3.1	0.29 (± 0.04)	1.108
J1221-0241	1218-024	12:21:24.12	-02:41:49.60	KVNCS1.3.1	0.34 (± 0.03)	0.665
J1221+4411	1218+444	12:21:27.00	44:11:29.76	KVNCS1.3.1	0.27 (± 0.02)	KVNCS1.3.1	0.18 (± 0.06)	1.347
J1221+2813	1219+285	12:21:31.68	28:13:58.44	KVNCS1.2.2	0.41 (± 0.04)	KVNCS1.2.2	0.21 (± 0.06)	0.102
J1222+0413	1219+044	12:22:22.44	04:13:15.78	KVNCS1.0.1	1.16 (± 0.13)	KVNCS1.0.1	1.63 (± 0.33)	0.966
J1222+0413	1219+044	12:22:22.44	04:13:15.78	KVNCS1.3.2	1.37 (± 0.12)	KVNCS1.3.2	1.75 (± 0.30)	0.966
J1223+8040	1221+809	12:23:40.56	80:40:04.44	KVNCS1.0.1	0.69 (± 0.10)
J1223+8040	1221+809	12:23:40.56	80:40:04.44	KVNCS1.1.2	0.54 (± 0.09)
J1224+4335	1222+438	12:24:51.48	43:35:19.32	KVNCS1.3.1	0.31 (± 0.02)	1.075
J1224+0330	1222+037	12:24:52.56	03:30:50.29	KVNCS1.1.1	0.36 (± 0.05)	0.955
J1224+2122	1222+216	12:24:54.36	21:22:46.56	KVNCS1.0.1	1.60 (± 0.12)	KVNCS1.0.1	1.69 (± 0.34)	0.432
J1224+2122	1222+216	12:24:54.36	21:22:46.56	KVNCS1.2.2	2.37 (± 0.19)	0.432
J1224+2122	1222+216	12:24:54.36	21:22:46.56	KVNCS1.3.2	2.79 (± 0.12)	KVNCS1.3.2	2.80 (± 0.51)	0.432
J1225+3914	1223+395	12:25:50.52	39:14:22.56	KVNCS1.3.1	0.14 (± 0.03)	0.623
J1227+4932	1225+498	12:27:55.80	49:32:56.04	KVNCS1.3.1	0.18 (± 0.02)	1.348
J1228+3128	1225+317	12:28:24.96	31:28:37.56	KVNCS1.3.1	0.15 (± 0.03)	2.219
J1228+4858	1226+492	12:28:51.60	48:58:01.20	KVNCS1.3.1	0.21 (± 0.02)	1.716

Table 2 continued on next page

Table 2 (*continued*)

IAU name (J2000) (1)	IVS name (2)	R.A. [hh:mm:ss] (3)	Dec. [°:':"] (4)	Obs. code (5)	Flux density ($\pm 1\sigma$) [Jy] (6)	Obs. code (7)	Flux density ($\pm 1\sigma$) [Jy] (8)	Redshift (z) (9)
J1229+0203	3C273B	12:29:06.72	02:03:08.60	KVNCS1.0.1	26.21 (± 1.02)	KVNCS1.0.1	24.27 (± 3.46)	0.158
J1230+2518	1227+255	12:30:14.04	25:18:07.20	KVNCS1.2.2	0.56 (± 0.03)	KVNCS1.2.2	0.60 (± 0.08)	0.135
J1230+1223	3C274	12:30:49.32	12:23:27.96	KVNCS1.0.1	20.12 (± 0.81)	KVNCS1.0.1	10.84 (± 1.53)	0.004
J1230+1223	3C274	12:30:49.32	12:23:27.96	KVNCS1.3.2	19.89 (± 0.72)	KVNCS1.3.2	10.50 (± 1.78)	0.004
J1232-0224	1229-021	12:31:59.88	-02:24:04.79	KVNCS1.0.1	0.96 (± 0.13)	KVNCS1.0.1	1.00 (± 0.30)	1.045
J1232-1015	1229-099	12:32:15.72	-10:15:25.20	KVNCS1.3.1	0.25 (± 0.03)	KVNCS1.3.1	0.34 (± 0.07)	...
J1232+4821	1230+486	12:32:34.80	48:21:32.76	KVNCS1.3.1	0.22 (± 0.02)	1.588
J1233-1025	1230-101	12:33:13.32	-10:25:18.48	KVNCS1.3.1	0.18 (± 0.03)	2.394
J1237+1924	1235+196	12:37:36.48	19:24:40.68	KVNCS1.2.2	0.29 (± 0.04)	1.533
J1238+0723	1235+076	12:38:02.40	07:23:21.80	KVNCS1.3.1	0.29 (± 0.03)	KVNCS1.3.1	0.32 (± 0.09)	1.172
J1239+0730	1236+077	12:39:24.48	07:30:17.17	KVNCS1.0.1	0.91 (± 0.08)	KVNCS1.0.1	1.28 (± 0.27)	0.400
J1239+0443	1236+049	12:39:32.76	04:43:05.23	KVNCS1.3.1	0.50 (± 0.02)	KVNCS1.3.1	0.42 (± 0.05)	1.759
J1239-1023	1237-101	12:39:43.20	-10:23:28.68	KVNCS1.0.1	0.68 (± 0.13)	0.752
J1239-1023	1237-101	12:39:43.20	-10:23:28.68	KVNCS1.1.1	0.74 (± 0.09)	KVNCS1.1.1	0.83 (± 0.23)	0.752
J1242+3751	1240+381	12:42:51.48	37:51:00.00	KVNCS1.1.1	0.44 (± 0.06)	KVNCS1.1.1	0.50 (± 0.16)	1.318
J1243-2943	1240-294	12:43:10.56	-29:43:22.44	KVNCS1.0.1	0.41 (± 0.09)	1.135
J1243+7315	1241+735	12:43:11.28	73:15:59.04	KVNCS1.3.1	0.17 (± 0.03)	0.075
J1243+7442	1241+749	12:43:45.12	74:42:37.08	KVNCS1.3.1	0.20 (± 0.02)	0.782
J1245-1616	1243-160	12:45:53.64	-16:16:45.84	KVNCS1.0.1	0.43 (± 0.13)
J1245-1616	1243-160	12:45:53.64	-16:16:45.84	KVNCS1.1.1	0.41 (± 0.06)
J1246-0730	1243-072	12:46:04.08	-07:30:46.58	KVNCS1.0.1	1.17 (± 0.12)	KVNCS1.0.1	1.26 (± 0.28)	1.286
J1246-2547	1244-255	12:46:46.92	-25:47:49.20	KVNCS1.0.1	1.10 (± 0.18)	0.633
J1248-0632	1245-062	12:48:23.04	-06:32:09.82	KVNCS1.0.1	0.47 (± 0.16)	0.762
J1248-0632	1245-062	12:48:23.04	-06:32:09.82	KVNCS1.1.2	0.44 (± 0.09)	0.762
J1248-1959	1245-197	12:48:23.76	-19:59:18.60	KVNCS1.2.2	0.47 (± 0.06)	KVNCS1.2.2	0.26 (± 0.08)	1.275
J1248-1959	1245-197	12:48:23.76	-19:59:18.60	KVNCS1.3.1	0.60 (± 0.04)	KVNCS1.3.1	0.32 (± 0.10)	1.275
J1250+0216	1247+025	12:50:32.64	02:16:32.16	KVNCS1.1.1	0.31 (± 0.09)
J1251-1717	1248-170	12:51:14.40	-17:17:13.20	KVNCS1.3.1	0.23 (± 0.03)	KVNCS1.3.1	0.40 (± 0.09)	0.606
J1254+4536	1252+458	12:54:28.80	45:36:04.32	KVNCS1.3.1	0.14 (± 0.03)	1.652
J1254+1141	1252+119	12:54:38.16	11:41:06.00	KVNCS1.2.1	0.66 (± 0.13)	KVNCS1.2.1	0.78 (± 0.23)	0.874
J1255+1817	1253+185	12:55:31.80	18:17:51.00	KVNCS1.2.1	0.37 (± 0.12)	1.366
J1255+1817	1253+185	12:55:31.80	18:17:51.00	KVNCS1.2.2	0.33 (± 0.03)	1.366
J1256-0547	3C279	12:56:11.04	-05:47:21.52	KVNCS1.0.1	13.54 (± 1.46)	0.536
J1256-0547	3C279	12:56:11.04	-05:47:21.52	KVNCS1.3.2	23.58 (± 1.22)	0.536
J1257+3229	1255+327	12:57:57.24	32:29:29.40	KVNCS1.1.2	0.45 (± 0.09)	0.806
J1257-3155	1255-316	12:57:59.04	-31:55:16.68	KVNCS1.0.1	0.86 (± 0.25)	1.924
J1258-1800	1255-177	12:58:38.28	-18:00:03.24	KVNCS1.1.1	0.78 (± 0.19)	1.956
J1258-1800	1255-177	12:58:38.28	-18:00:03.24	KVNCS1.2.2	0.35 (± 0.04)	KVNCS1.2.2	0.57 (± 0.13)	1.956
J1258-2219	1256-220	12:58:54.48	-22:19:31.08	KVNCS1.0.1	0.85 (± 0.14)	1.306
J1258-2219	1256-220	12:58:54.48	-22:19:31.08	KVNCS1.1.2	0.82 (± 0.19)	1.306
J1259-2436	1256-243	12:59:12.48	-24:36:05.40	KVNCS1.3.1	0.20 (± 0.02)	2.263
J1259+5140	1257+519	12:59:31.20	51:40:56.28	KVNCS1.2.1	0.69 (± 0.14)	0.405 [†]
J1300+2830	1258+287	13:00:28.44	28:30:10.08	KVNCS1.2.1	0.40 (± 0.07)	0.647
J1300+0828	1258+087	13:00:36.36	08:28:02.86	KVNCS1.3.1	0.20 (± 0.02)	1.085
J1300+5029	1258+507	13:00:41.40	50:29:36.60	KVNCS1.3.1	0.26 (± 0.03)	1.561 [†]
J1301+4634	1259+468	13:01:32.52	46:34:03.00	KVNCS1.3.1	0.11 (± 0.02)
J1302+4819	1300+485	13:02:17.16	48:19:17.40	KVNCS1.3.1	0.19 (± 0.03)	0.877
J1302+5748	1300+580	13:02:52.44	57:48:37.44	KVNCS1.0.1	0.61 (± 0.08)	1.088
J1304-0346	1302-034	13:04:43.68	-03:46:02.57	KVNCS1.2.1	0.67 (± 0.10)	1.250

Table 2 continued on next page

Table 2 (*continued*)

IAU name (J2000) (1)	IVS name (2)	R.A. [hh:mm:ss] (3)	Dec. [°:'"] (4)	Obs. code (5)	Flux density ($\pm 1\sigma$) [Jy] (6)	Obs. code (7)	Flux density ($\pm 1\sigma$) [Jy] (8)	Redshift (z) (9)
J1305-2850	1302-285	13:05:08.52	-28:50:42.00	KVNCS1.3.1	0.13 (± 0.04)
J1305-3132	1302-312	13:05:31.20	-31:32:52.08	KVNCS1.3.1	0.28 (± 0.04)
J1306+5529	1303+557	13:06:03.24	55:29:43.80	KVNCS1.1.1	0.37 (± 0.07)	1.597
J1306-1718	1303-170	13:06:32.76	-17:18:58.32	KVNCS1.3.1	0.19 (± 0.03)
J1308+4957	1305+502	13:08:07.80	49:57:53.64	KVNCS1.3.1	0.21 (± 0.03)	1.375 [†]
J1308+3546	1306+360	13:08:23.64	35:46:37.20	KVNCS1.2.1	0.55 (± 0.10)	1.055
J1309+5557	1307+562	13:09:09.72	55:57:38.16	KVNCS1.3.1	0.27 (± 0.02)	1.634
J1309+1154	1307+121	13:09:33.84	11:54:24.48	KVNCS1.0.1	0.51 (± 0.14)	0.415 [†]
J1309+1154	1307+121	13:09:33.84	11:54:24.48	KVNCS1.1.2	0.41 (± 0.09)	0.415 [†]
J1310+3220	1308+326	13:10:28.56	32:20:43.80	KVNCS1.0.1	3.27 (± 0.18)	KVNCS1.0.1	3.39 (± 0.48)	0.998
J1310+3220	1308+326	13:10:28.56	32:20:43.80	KVNCS1.2.2	2.28 (± 0.38)	0.998
J1310+3220	1308+326	13:10:28.56	32:20:43.80	KVNCS1.3.2	2.44 (± 0.11)	KVNCS1.3.2	1.79 (± 0.40)	0.998
J1310+3233	1308+328	13:10:59.52	32:33:34.56	KVNCS1.0.1	0.79 (± 0.16)	KVNCS1.0.1	0.89 (± 0.24)	1.635
J1312+4828	1310+487	13:12:43.20	48:28:31.08	KVNCS1.3.1	0.21 (± 0.02)	0.501
J1312-0424	1310-041	13:12:50.76	-04:24:49.90	KVNCS1.3.1	0.28 (± 0.03)	0.825
J1313-2722	1310-271	13:13:01.56	-27:22:58.80	KVNCS1.3.1	0.17 (± 0.02)
J1315+1220	1312+126	13:15:01.80	12:20:52.80	KVNCS1.3.1	0.11 (± 0.03)	0.261
J1317+3425	OP326	13:17:36.60	34:25:15.96	KVNCS1.2.1	0.39 (± 0.09)	KVNCS1.2.1	0.74 (± 0.23)	1.055
J1317+3425	OP326	13:17:36.60	34:25:15.96	KVNCS1.3.1	0.51 (± 0.03)	KVNCS1.3.1	0.48 (± 0.09)	1.055
J1317-1345	1314-134	13:17:36.60	-13:45:32.76	KVNCS1.2.2	0.24 (± 0.04)
J1317-1345	1314-134	13:17:36.60	-13:45:32.76	KVNCS1.3.1	0.32 (± 0.03)
J1319-1217	1316-120	13:19:12.00	-12:17:32.28	KVNCS1.3.1	0.30 (± 0.03)	KVNCS1.3.1	0.24 (± 0.08)	0.867
J1320+0140	1317+019	13:20:26.88	01:40:36.80	KVNCS1.2.2	0.39 (± 0.03)	1.235
J1321+2216	1318+225	13:21:11.16	22:16:12.00	KVNCS1.2.1	0.62 (± 0.10)	0.943
J1321-2636	1318-263	13:21:14.04	-26:36:10.44	KVNCS1.3.1	0.40 (± 0.02)	2.027
J1321+8316	1322+835	13:21:45.72	83:16:13.44	KVNCS1.3.1	0.33 (± 0.03)	1.024
J1322-0937	1319-093	13:22:36.84	-09:37:37.81	KVNCS1.1.2	0.44 (± 0.11)	1.864
J1324-1049	1321-105	13:24:25.92	-10:49:23.16	KVNCS1.0.1	0.46 (± 0.10)	0.872
J1324-1049	1321-105	13:24:25.92	-10:49:23.16	KVNCS1.1.2	0.65 (± 0.10)	0.872
J1324+4743	1322+479	13:24:29.52	47:43:20.64	KVNCS1.3.1	0.20 (± 0.03)	KVNCS1.3.1	0.22 (± 0.04)	2.260
J1326+3154	1323+321	13:26:16.44	31:54:09.36	KVNCS1.2.1	0.76 (± 0.07)	0.368
J1327+2210	1324+224	13:27:00.72	22:10:50.16	KVNCS1.0.1	1.19 (± 0.12)	KVNCS1.0.1	0.89 (± 0.20)	1.400 ^{††}
J1327+5008	1325+504	13:27:25.20	50:08:49.20	KVNCS1.3.1	0.12 (± 0.03)	1.012
J1327+1223	1325+126	13:27:54.72	12:23:09.24	KVNCS1.0.1	0.46 (± 0.12)	0.950
J1327+1223	1325+126	13:27:54.72	12:23:09.24	KVNCS1.1.2	0.36 (± 0.07)	0.950
J1329+5009	1327+504	13:29:05.64	50:09:26.28	KVNCS1.3.1	0.21 (± 0.03)	2.654
J1329+3154	1327+321	13:29:52.80	31:54:11.16	KVNCS1.0.1	0.78 (± 0.14)	0.335 [†]
J1330-3122	1327-311	13:30:19.08	-31:22:59.16	KVNCS1.0.1	0.50 (± 0.15)	1.326
J1330-3122	1327-311	13:30:19.08	-31:22:59.16	KVNCS1.1.2	0.55 (± 0.11)	1.326
J1331+0608	1329+063	13:31:53.76	06:08:23.39	KVNCS1.3.1	0.09 (± 0.02)	2.533
J1332-0509	1329-049	13:32:04.56	-05:09:43.31	KVNCS1.2.1	1.64 (± 0.11)	KVNCS1.2.1	1.62 (± 0.20)	2.150
J1332-0509	1329-049	13:32:04.56	-05:09:43.31	KVNCS1.3.2	1.58 (± 0.16)	2.150
J1332-1256	1329-126	13:32:39.12	-12:56:15.36	KVNCS1.2.1	0.43 (± 0.08)	1.492
J1332-1256	1329-126	13:32:39.12	-12:56:15.36	KVNCS1.3.1	0.14 (± 0.04)	1.492
J1333+2725	1330+276	13:33:07.56	27:25:18.48	KVNCS1.2.1	0.67 (± 0.06)	2.126
J1333+1649	1331+170	13:33:35.64	16:49:04.08	KVNCS1.2.1	0.28 (± 0.06)	2.084
J1333-1950	1331-195	13:33:45.00	-19:50:42.36	KVNCS1.2.2	0.29 (± 0.05)	KVNCS1.2.2	0.37 (± 0.09)	...
J1335+4542	1333+459	13:35:21.84	45:42:38.16	KVNCS1.0.1	0.61 (± 0.10)	2.455
J1335+4542	1333+459	13:35:21.84	45:42:38.16	KVNCS1.1.2	0.61 (± 0.10)	KVNCS1.1.2	0.92 (± 0.30)	2.455

Table 2 continued on next page

Table 2 (*continued*)

IAU name (J2000) (1)	IVS name (2)	R.A. [hh:mm:ss] (3)	Dec. [°:':"] (4)	Obs. code (5)	Flux density ($\pm 1\sigma$) [Jy] (6)	Obs. code (7)	Flux density ($\pm 1\sigma$) [Jy] (8)	Redshift (z) (9)
J1335+5844	1333+589	13:35:25.80	58:44:00.24	KVNCS1.1.2	0.53 (± 0.12)	0.570 [†]
J1335-0511	1333-049	13:35:56.40	-05:11:41.68	KVNCS1.3.1	0.13 (± 0.02)
J1336-0829	1333-082	13:36:08.28	-08:29:51.79	KVNCS1.0.1	0.68 (± 0.12)	0.023
J1336-0829	1333-082	13:36:08.28	-08:29:51.79	KVNCS1.1.2	0.77 (± 0.08)	0.023
J1337-1257	1334-127	13:37:39.72	-12:57:24.84	KVNCS1.0.1	4.87 (± 0.52)	KVNCS1.0.1	4.37 (± 0.73)	0.539
J1337-1257	1334-127	13:37:39.72	-12:57:24.84	KVNCS1.3.2	3.82 (± 0.20)	KVNCS1.3.2	3.68 (± 0.59)	0.539
J1337+5501	1335+552	13:37:49.80	55:01:02.28	KVNCS1.2.1	0.42 (± 0.05)	1.100
J1339-2401	1336-237	13:39:01.80	-24:01:14.16	KVNCS1.2.1	0.60 (± 0.08)	KVNCS1.2.1	0.70 (± 0.17)	0.657
J1339-2620	1336-260	13:39:19.80	-26:20:30.48	KVNCS1.0.1	0.64 (± 0.13)	1.510
J1339-2620	1336-260	13:39:19.80	-26:20:30.48	KVNCS1.1.2	0.55 (± 0.18)	1.510
J1341+2816	1338+285	13:41:15.36	28:16:05.16	KVNCS1.3.1	0.23 (± 0.03)	1.275
J1342+2709	1339+274	13:42:08.28	27:09:30.60	KVNCS1.2.1	0.43 (± 0.06)	1.192
J1342-2900	1339-287	13:42:15.48	-29:00:41.76	KVNCS1.0.1	0.31 (± 0.09)	1.442
J1342-2900	1339-287	13:42:15.48	-29:00:41.76	KVNCS1.1.2	0.22 (± 0.07)	1.442
J1344+6606	1342+663	13:44:08.52	66:06:11.52	KVNCS1.1.1	0.29 (± 0.04)	1.351
J1344-1723	1341-171	13:44:14.28	-17:23:40.56	KVNCS1.0.1	0.73 (± 0.10)	2.490
J1344-1723	1341-171	13:44:14.28	-17:23:40.56	KVNCS1.1.2	0.67 (± 0.14)	2.490
J1345+4452	1343+451	13:45:33.12	44:52:59.52	KVNCS1.3.1	0.44 (± 0.04)	KVNCS1.3.1	0.48 (± 0.08)	2.534
J1345+0706	1343+073	13:45:49.32	07:06:31.10	KVNCS1.3.1	0.24 (± 0.02)	1.093
J1347+1835	1344+188	13:47:23.64	18:35:37.68	KVNCS1.2.1	0.19 (± 0.06)	2.169
J1347+1835	1344+188	13:47:23.64	18:35:37.68	KVNCS1.3.1	0.19 (± 0.03)	2.169
J1347+1217	1345+125	13:47:33.36	12:17:24.36	KVNCS1.2.1	1.32 (± 0.09)	KVNCS1.2.1	0.97 (± 0.24)	0.122
J1349+5341	1347+539	13:49:34.68	53:41:17.16	KVNCS1.2.2	0.74 (± 0.05)	KVNCS1.2.2	0.52 (± 0.12)	0.979
J1350+0940	1347+099	13:50:22.20	09:40:10.67	KVNCS1.3.1	0.07 (± 0.02)	0.132
J1350+3034	1348+308	13:50:52.80	30:34:53.76	KVNCS1.3.1	0.18 (± 0.02)	KVNCS1.3.1	0.28 (± 0.09)	0.712
J1351+0830	1348+087	13:51:16.92	08:30:39.89	KVNCS1.1.1	0.25 (± 0.06)	KVNCS1.1.1	0.62 (± 0.13)	1.435
J1351-2912	1348-289	13:51:46.80	-29:12:17.64	KVNCS1.2.1	0.70 (± 0.15)	1.034
J1351-1449	1349-145	13:51:52.56	-14:49:14.52	KVNCS1.2.1	0.70 (± 0.11)
J1353+7532	1352+757	13:53:23.28	75:32:57.84	KVNCS1.1.2	0.47 (± 0.07)	1.619
J1354-0206	1351-018	13:54:06.84	-02:06:03.20	KVNCS1.0.1	0.61 (± 0.10)	KVNCS1.1.2	0.83 (± 0.22)	3.707
J1354-1041	1352-104	13:54:46.44	-10:41:02.76	KVNCS1.0.1	0.54 (± 0.10)	0.332
J1354-1041	1352-104	13:54:46.44	-10:41:02.76	KVNCS1.1.2	0.53 (± 0.12)	0.332
J1357+1919	1354+195	13:57:04.32	19:19:07.32	KVNCS1.0.1	1.77 (± 0.16)	KVNCS1.0.1	1.60 (± 0.32)	0.720
J1357+1919	1354+195	13:57:04.32	19:19:07.32	KVNCS1.2.2	1.43 (± 0.25)	0.720
J1357+1919	1354+195	13:57:04.32	19:19:07.32	KVNCS1.3.2	1.70 (± 0.09)	KVNCS1.3.2	1.19 (± 0.36)	0.720
J1357-1527	1354-152	13:57:11.16	-15:27:28.80	KVNCS1.0.1	0.50 (± 0.10)	1.890
J1357-1527	1354-152	13:57:11.16	-15:27:28.80	KVNCS1.1.2	0.67 (± 0.11)	1.890
J1357+7643	1357+769	13:57:55.44	76:43:21.00	KVNCS1.1.2	0.60 (± 0.12)	1.585
J1358+1119	1355+115	13:58:22.44	11:19:32.88	KVNCS1.3.1	0.19 (± 0.02)
J1359+0159	1356+022	13:59:27.24	01:59:54.56	KVNCS1.1.1	0.47 (± 0.08)	KVNCS1.1.1	0.99 (± 0.19)	1.326
J1359+4011	1357+404	13:59:38.04	40:11:38.40	KVNCS1.2.1	0.26 (± 0.07)	0.407
J1400-1858	1357-187	14:00:03.96	-18:58:10.92	KVNCS1.2.1	0.25 (± 0.08)	0.114
J1400-1858	1357-187	14:00:03.96	-18:58:10.92	KVNCS1.3.1	0.32 (± 0.03)	KVNCS1.3.1	0.36 (± 0.06)	0.114
J1401-0916	1358-090	14:01:05.16	-09:16:31.58	KVNCS1.3.1	0.33 (± 0.03)	KVNCS1.3.1	0.31 (± 0.04)	0.667
J1401-3004	1358-298	14:01:35.04	-30:04:36.84	KVNCS1.3.1	0.18 (± 0.02)	0.689
J1402-2822	1359-281	14:02:02.40	-28:22:25.32	KVNCS1.2.1	0.50 (± 0.10)	0.802
J1404-0013	1401+000	14:04:12.00	00:13:25.09	KVNCS1.2.1	0.38 (± 0.08)	1.223
J1405+0415	1402+044	14:05:00.96	04:15:35.82	KVNCS1.0.1	0.69 (± 0.10)	3.209
J1405+0415	1402+044	14:05:00.96	04:15:35.82	KVNCS1.1.2	0.62 (± 0.07)	3.209

Table 2 continued on next page

Table 2 (*continued*)

IAU name (J2000) (1)	IVS name (2)	R.A. [hh:mm:ss] (3)	Dec. [°:'"] (4)	Obs. code (5)	Flux density ($\pm 1\sigma$) [Jy] (6)	Obs. code (7)	Flux density ($\pm 1\sigma$) [Jy] (8)	Redshift (z) (9)
J1405+4056	1403+411	14:05:07.80	40:56:57.84	KVNCS1.3.1	0.22 (± 0.02)	2.000
J1406-0848	1403-085	14:06:00.72	-08:48:06.88	KVNCS1.2.1	0.30 (± 0.08)	1.763
J1406-0848	1403-085	14:06:00.72	-08:48:06.88	KVNCS1.2.2	0.34 (± 0.05)	1.763
J1406+7828	1406+787	14:06:36.72	78:28:10.56	KVNCS1.3.1	0.18 (± 0.02)
J1406+3433	1404+347	14:06:54.00	34:33:37.44	KVNCS1.3.1	0.14 (± 0.02)	2.563
J1407+2827	OQ208	14:07:00.48	28:27:14.76	KVNCS1.1.1	0.32 (± 0.09)	0.077
J1407-2701	1404-267	14:07:29.64	-27:01:04.44	KVNCS1.3.1	0.25 (± 0.03)	0.022
J1408-2900	1405-287	14:08:49.56	-29:00:23.76	KVNCS1.2.1	0.52 (± 0.09)	0.575
J1408-0752	1406-076	14:08:56.40	-07:52:26.65	KVNCS1.0.1	1.06 (± 0.10)	1.494
J1408-0752	1406-076	14:08:56.40	-07:52:26.65	KVNCS1.1.2	1.06 (± 0.10)	KVNCS1.1.2	0.87 (± 0.19)	1.494
J1409-2657	1406-267	14:09:50.04	-26:57:37.08	KVNCS1.0.1	0.68 (± 0.15)	2.430
J1409-2657	1406-267	14:09:50.04	-26:57:37.08	KVNCS1.1.2	0.54 (± 0.09)	2.430
J1410+0203	1407+022	14:10:04.80	02:03:06.91	KVNCS1.0.1	1.04 (± 0.12)	1.116 *
J1411+3705	1409+373	14:11:14.64	37:05:35.52	KVNCS1.3.1	0.28 (± 0.03)
J1411+2134	1409+218	14:11:54.96	21:34:23.52	KVNCS1.3.1	0.29 (± 0.03)	0.335 †
J1415-0955	1412-097	14:15:20.88	-09:55:58.33	KVNCS1.3.1	0.26 (± 0.03)	KVNCS1.3.1	0.26 (± 0.05)	2.001
J1415+1320	1413+135	14:15:58.68	13:20:23.64	KVNCS1.0.1	0.96 (± 0.19)	KVNCS1.0.1	1.06 (± 0.27)	0.247
J1415+1320	1413+135	14:15:58.68	13:20:23.64	KVNCS1.1.2	0.97 (± 0.09)	KVNCS1.1.2	0.89 (± 0.17)	0.247
J1417+4607	1415+463	14:17:08.16	46:07:05.52	KVNCS1.2.1	0.51 (± 0.08)	1.554
J1419+0628	1416+067	14:19:08.04	06:28:34.79	KVNCS1.3.1	0.24 (± 0.02)	1.438
J1419+5423	1418+546	14:19:46.56	54:23:14.64	KVNCS1.0.1	1.37 (± 0.13)	KVNCS1.0.1	1.04 (± 0.28)	0.153
J1419+5423	1418+546	14:19:46.56	54:23:14.64	KVNCS1.1.2	1.11 (± 0.14)	KVNCS1.1.2	0.79 (± 0.18)	0.153
J1419+3821	1417+385	14:19:46.56	38:21:48.60	KVNCS1.1.2	0.78 (± 0.07)	1.830
J1419-1928	1417-192	14:19:49.80	-19:28:25.32	KVNCS1.2.1	0.42 (± 0.06)	0.120
J1421-0643	1418-065	14:21:07.92	-06:43:56.35	KVNCS1.3.1	0.18 (± 0.02)	3.689
J1421+4645	1419+469	14:21:23.04	46:45:47.88	KVNCS1.2.1	0.36 (± 0.08)	1.667
J1422+3223	1420+326	14:22:30.36	32:23:10.32	KVNCS1.3.1	0.25 (± 0.03)	0.682
J1424-1407	1421-138	14:24:16.20	-14:07:03.00	KVNCS1.3.1	0.21 (± 0.02)
J1425+1424	1423+146	14:25:49.08	14:24:56.88	KVNCS1.2.1	0.66 (± 0.06)	KVNCS1.2.1	0.69 (± 0.14)	0.780
J1426+3625	1424+366	14:26:36.96	36:25:09.48	KVNCS1.0.1	0.93 (± 0.26)	1.091
J1426+3625	1424+366	14:26:36.96	36:25:09.48	KVNCS1.1.1	0.29 (± 0.09)	KVNCS1.1.1	0.54 (± 0.17)	1.091
J1427+2348	1424+240	14:27:00.36	23:48:00.00	KVNCS1.3.1	0.25 (± 0.02)	0.160
J1429+5406	1427+543	14:29:21.84	54:06:11.16	KVNCS1.2.1	0.30 (± 0.06)	3.013
J1430+1043	1427+109	14:30:09.72	10:43:26.76	KVNCS1.0.1	0.69 (± 0.15)	1.707
J1430+1043	1427+109	14:30:09.72	10:43:26.76	KVNCS1.1.2	0.65 (± 0.12)	KVNCS1.1.2	0.46 (± 0.13)	1.707
J1430+3649	1428+370	14:30:40.68	36:49:03.72	KVNCS1.2.1	0.40 (± 0.09)	0.567
J1430+3649	1428+370	14:30:40.68	36:49:03.72	KVNCS1.3.1	0.42 (± 0.03)	KVNCS1.3.1	0.34 (± 0.08)	0.567
J1432-1801	1430-178	14:32:57.84	-18:01:35.40	KVNCS1.2.1	0.47 (± 0.08)	2.331
J1433-1548	1430-155	14:33:21.60	-15:48:44.64	KVNCS1.0.1	0.55 (± 0.15)	1.573
J1433-1548	1430-155	14:33:21.60	-15:48:44.64	KVNCS1.1.2	0.53 (± 0.12)	1.573
J1434+4203	1432+422	14:34:05.52	42:03:15.84	KVNCS1.2.1	0.19 (± 0.05)	1.240
J1434-1146	1431-115	14:34:21.00	-11:46:19.56	KVNCS1.3.1	0.21 (± 0.03)
J1434+1952	1432+200	14:34:39.72	19:52:00.84	KVNCS1.3.1	0.32 (± 0.02)	1.382
J1436+2321	1434+235	14:36:41.04	23:21:03.24	KVNCS1.2.1	0.87 (± 0.06)	KVNCS1.2.1	0.69 (± 0.12)	1.547
J1436+6336	1435+638	14:36:45.72	63:36:37.80	KVNCS1.0.1	1.37 (± 0.19)	2.067 *
J1438-2204	1435-218	14:38:09.60	-22:04:54.84	KVNCS1.0.1	0.65 (± 0.17)	1.187
J1438-2204	1435-218	14:38:09.60	-22:04:54.84	KVNCS1.1.2	1.09 (± 0.12)	KVNCS1.1.2	1.36 (± 0.35)	1.187
J1438+3710	1436+373	14:38:53.52	37:10:35.40	KVNCS1.2.1	0.46 (± 0.06)	KVNCS1.2.1	0.62 (± 0.18)	2.400 *
J1439+2114	1436+214	14:39:09.00	21:14:50.64	KVNCS1.3.1	0.13 (± 0.03)

Table 2 continued on next page

Table 2 (*continued*)

IAU name (J2000)	IVS name	R.A. [hh:mm:ss]	Dec. [°:'"]	Obs. code	Flux density ($\pm 1\sigma$) [Jy]	Obs. code	Flux density ($\pm 1\sigma$) [Jy]	Redshift (z)
(1)	(2)	(3)	(4)	(5)	(6)	(7)	(8)	(9)
J1439+4958	1438+501	14:39:46.80	49:58:05.52	KVNCS1.2.1	0.49 (± 0.07)	KVNCS1.2.1	0.52 (± 0.14)	0.174
J1439-1531	1437-153	14:39:56.88	-15:31:50.52	KVNCS1.2.1	0.30 (± 0.05)	0.636
J1440+3820	1438+385	14:40:22.44	38:20:13.56	KVNCS1.2.1	0.47 (± 0.07)	1.775 ^{††}
J1440+0157	1438+021	14:40:59.52	01:57:44.14	KVNCS1.2.1	0.24 (± 0.05)	0.794
J1442+3234	1439+327	14:42:00.00	32:34:20.28	KVNCS1.3.1	0.19 (± 0.03)	2.120
J1443+2501	1441+252	14:43:57.00	25:01:44.40	KVNCS1.2.2	0.19 (± 0.04)	0.9397 *
J1445-1629	1443-162	14:45:53.28	-16:29:01.68	KVNCS1.2.1	0.39 (± 0.11)
J1446+1721	1444+175	14:46:35.40	17:21:07.56	KVNCS1.0.1	0.59 (± 0.13)	1.024 *
J1446+1721	1444+175	14:46:35.40	17:21:07.56	KVNCS1.1.2	0.66 (± 0.10)	1.024 *
J1448-1620	1445-161	14:48:15.12	-16:20:24.72	KVNCS1.2.1	0.53 (± 0.09)	2.410
J1448+7601	1448+762	14:48:28.80	76:01:11.64	KVNCS1.2.1	0.68 (± 0.08)	0.899
J1448-1122	1446-111	14:48:51.12	-11:22:15.60	KVNCS1.3.1	0.11 (± 0.02)
J1451-0127	1449-012	14:51:47.52	-1:27:35.32	KVNCS1.3.1	0.13 (± 0.02)	1.327 *
J1453+2648	1451+270	14:53:53.52	26:48:33.48	KVNCS1.2.1	0.54 (± 0.07)	KVNCS1.2.1	0.40 (± 0.13)	0.335 [†]
J1453+2648	1451+270	14:53:53.52	26:48:33.48	KVNCS1.2.2	0.78 (± 0.05)	KVNCS1.2.2	0.70 (± 0.12)	0.335 [†]
J1459+7140	3C309.1	14:59:07.44	71:40:19.92	KVNCS1.0.1	0.85 (± 0.28)	0.905
J1459+7140	3C309.1	14:59:07.44	71:40:19.92	KVNCS1.1.2	1.33 (± 0.14)	KVNCS1.1.2	1.17 (± 0.23)	0.905
J1500+4751	1459+480	15:00:48.60	47:51:15.48	KVNCS1.1.1	0.45 (± 0.07)	1.059
J1502-1508	1459-149	15:02:25.08	-15:08:52.44	KVNCS1.3.1	0.16 (± 0.04)
J1504+3249	1502+330	15:04:07.68	32:49:21.36	KVNCS1.3.1	0.18 (± 0.03)
J1504+1029	1502+106	15:04:24.96	10:29:39.12	KVNCS1.0.1	1.57 (± 0.19)	1.838
J1504+1029	1502+106	15:04:24.96	10:29:39.12	KVNCS1.3.2	1.29 (± 0.08)	KVNCS1.3.2	1.12 (± 0.30)	1.838
J1506+3730	1504+377	15:06:09.36	37:30:51.12	KVNCS1.1.1	0.55 (± 0.08)	0.672
J1506+8319	1510+835	15:06:24.84	83:19:28.20	KVNCS1.2.2	0.24 (± 0.06)	2.577
J1506+4933	1505+497	15:06:44.28	49:33:55.80	KVNCS1.2.1	0.39 (± 0.08)	1.395
J1506+4239	1505+428	15:06:52.92	42:39:23.04	KVNCS1.0.1	0.99 (± 0.23)	0.587
J1506+4239	1505+428	15:06:52.92	42:39:23.04	KVNCS1.1.2	0.88 (± 0.11)	0.587
J1507-1652	1504-166	15:07:04.80	-16:52:30.36	KVNCS1.1.1	0.77 (± 0.10)	0.876
J1508-3036	1505-304	15:08:53.16	-30:36:29.52	KVNCS1.3.1	0.19 (± 0.02)	3.368
J1509-0735	1506-074	15:09:20.52	-07:35:48.19	KVNCS1.3.1	0.21 (± 0.02)
J1510-0543	1508-055	15:10:53.76	-05:43:07.43	KVNCS1.0.1	1.01 (± 0.14)	1.185
J1511+0518	1509+054	15:11:41.28	05:18:09.25	KVNCS1.0.1	0.63 (± 0.13)	0.084
J1511+0518	1509+054	15:11:41.28	05:18:09.25	KVNCS1.1.2	0.44 (± 0.11)	0.084
J1512-0905	1510-089	15:12:50.40	-09:05:59.82	KVNCS1.1.1	2.68 (± 0.12)	KVNCS1.1.1	2.45 (± 0.27)	0.360
J1512-0905	1510-089	15:12:50.40	-09:05:59.82	KVNCS1.3.2	2.60 (± 0.10)	KVNCS1.3.2	2.57 (± 0.49)	0.360
J1513+2338	1511+238	15:13:40.08	23:38:35.16	KVNCS1.3.1	0.25 (± 0.03)
J1513-1012	1511-100	15:13:44.76	-10:12:00.36	KVNCS1.1.1	1.00 (± 0.09)	KVNCS1.1.1	0.96 (± 0.24)	1.513
J1513-2114	1511-210	15:13:57.00	-21:14:57.48	KVNCS1.1.1	0.43 (± 0.09)	1.179
J1514+0252	1512+030	15:14:34.80	02:52:48.50	KVNCS1.3.1	0.21 (± 0.03)	0.822
J1516+1932	1514+197	15:16:56.64	19:32:12.84	KVNCS1.2.1	0.98 (± 0.07)	KVNCS1.2.1	0.84 (± 0.19)	0.580 *
J1517-2422	1514-241	15:17:41.64	-24:22:19.56	KVNCS1.1.1	2.29 (± 0.12)	KVNCS1.1.1	1.82 (± 0.42)	0.049
J1519-1151	1517-116	15:19:44.76	-11:51:44.64	KVNCS1.3.1	0.19 (± 0.01)
J1521+7858	1522+791	15:21:02.88	78:58:30.36	KVNCS1.3.1	0.16 (± 0.03)
J1521+0420	1518+045	15:21:22.68	04:20:30.12	KVNCS1.2.1	0.27 (± 0.06)	0.052
J1521+4336	1520+437	15:21:49.68	43:36:39.24	KVNCS1.1.1	0.48 (± 0.05)	2.175
J1522+3144	1520+319	15:22:09.84	31:44:14.28	KVNCS1.0.1	0.72 (± 0.18)	1.489 *
J1522+3144	1520+319	15:22:09.84	31:44:14.28	KVNCS1.1.2	0.47 (± 0.09)	1.489 *
J1522-2936	1519-294	15:22:25.32	-29:36:25.20	KVNCS1.2.1	0.34 (± 0.09)	2.126
J1522-2730	1519-273	15:22:37.56	-27:30:10.80	KVNCS1.1.1	0.83 (± 0.08)	1.294

Table 2 continued on next page

Table 2 (*continued*)

IAU name (J2000) (1)	IVS name (2)	R.A. [hh:mm:ss] (3)	Dec. [°:':"] (4)	Obs. code (5)	Flux density ($\pm 1\sigma$) [Jy] (6)	Obs. code (7)	Flux density ($\pm 1\sigma$) [Jy] (8)	Redshift (z) (9)
J1524-3012	1521-300	15:24:33.48	-30:12:21.24	KVNCS1.1.1	0.27 (± 0.05)	0.019
J1524+1521	1522+155	15:24:41.76	15:21:20.88	KVNCS1.3.1	0.55 (± 0.04)	KVNCS1.3.1	0.51 (± 0.06)	0.630 *
J1525+1107	1522+113	15:25:03.00	11:07:44.04	KVNCS1.2.1	0.52 (± 0.08)	0.333
J1526+6650	1526+670	15:26:42.72	66:50:54.60	KVNCS1.2.2	0.15 (± 0.03)	3.020
J1526+6650	1526+670	15:26:42.72	66:50:54.60	KVNCS1.3.1	0.27 (± 0.04)	3.020
J1526-1351	1524-136	15:26:59.28	-13:51:00.00	KVNCS1.2.1	0.37 (± 0.09)	1.687
J1527+3115	1525+314	15:27:18.72	31:15:24.48	KVNCS1.3.1	0.28 (± 0.03)	1.393
J1531+3430	1529+346	15:31:39.00	34:30:03.96	KVNCS1.3.1	0.09 (± 0.03)	KVNCS1.3.1	0.12 (± 0.04)	...
J1532-1319	1529-131	15:32:45.24	-13:19:10.20	KVNCS1.1.1	0.22 (± 0.05)
J1533-0421	1530-041	15:33:14.04	-04:21:16.63	KVNCS1.3.1	0.17 (± 0.02)	0.840
J1534+0131	1532+016	15:34:52.32	01:31:04.22	KVNCS1.2.1	0.84 (± 0.06)	1.435
J1535+4957	1534+501	15:35:52.08	49:57:39.24	KVNCS1.3.1	0.16 (± 0.02)	KVNCS1.3.1	0.25 (± 0.04)	1.119
J1536+3833	1534+387	15:36:13.68	38:33:28.44	KVNCS1.3.1	0.19 (± 0.02)
J1536-3151	1533-316	15:36:54.36	-31:51:15.12	KVNCS1.3.1	0.34 (± 0.03)
J1539+2744	1537+279	15:39:39.24	27:44:38.04	KVNCS1.3.1	0.09 (± 0.02)	2.084
J1540+1447	1538+149	15:40:49.44	14:47:45.96	KVNCS1.0.1	0.90 (± 0.20)	0.605
J1542+6129	1542+616	15:42:56.88	61:29:55.32	KVNCS1.3.1	0.19 (± 0.02)	KVNCS1.3.1	0.22 (± 0.05)	0.117
J1543-0757	1540-077	15:43:01.56	-07:57:06.62	KVNCS1.3.1	0.31 (± 0.03)	0.172
J1547-0943	1544-095	15:47:41.28	-09:43:32.99	KVNCS1.3.1	0.19 (± 0.02)
J1549+5038	1547+507	15:49:17.40	50:38:05.64	KVNCS1.0.1	1.00 (± 0.12)	2.171
J1549+5038	1547+507	15:49:17.40	50:38:05.64	KVNCS1.1.2	0.88 (± 0.08)	KVNCS1.1.2	0.86 (± 0.20)	2.171
J1549+0237	1546+027	15:49:29.28	02:37:01.16	KVNCS1.0.1	1.78 (± 0.16)	KVNCS1.0.1	1.67 (± 0.39)	0.414
J1549+0237	1546+027	15:49:29.28	02:37:01.16	KVNCS1.3.2	2.35 (± 0.11)	KVNCS1.3.2	2.27 (± 0.41)	0.414
J1550+0527	1548+056	15:50:35.16	05:27:10.44	KVNCS1.0.1	2.61 (± 0.30)	KVNCS1.0.1	2.15 (± 0.54)	1.420 *
J1550+0527	1548+056	15:50:35.16	05:27:10.44	KVNCS1.3.2	2.55 (± 0.14)	KVNCS1.3.2	1.89 (± 0.30)	1.420 *
J1551-1755	1548-177	15:51:14.76	-17:55:02.28	KVNCS1.3.1	0.24 (± 0.02)
J1551+5806	1550+582	15:51:58.32	58:06:44.28	KVNCS1.2.1	0.33 (± 0.06)	1.324
J1553-2422	1550-242	15:53:31.56	-24:22:05.88	KVNCS1.1.1	0.69 (± 0.08)	0.332
J1554-2704	1550-269	15:54:02.52	-27:04:40.08	KVNCS1.2.1	0.43 (± 0.08)	2.145
J1555-0326	1552-033	15:55:30.72	-03:26:49.52	KVNCS1.3.1	0.31 (± 0.03)	KVNCS1.3.1	0.33 (± 0.06)	2.300
J1556+7420	1556+744	15:56:03.12	74:20:58.20	KVNCS1.3.1	0.21 (± 0.02)	1.667
J1556+1825	1554+185	15:56:54.96	18:25:13.44	KVNCS1.3.1	0.23 (± 0.04)
J1557+4522	1555+455	15:57:19.08	45:22:21.72	KVNCS1.3.1	0.16 (± 0.02)	0.495
J1557-0001	1555+001	15:57:51.48	00:01:50.41	KVNCS1.1.1	0.66 (± 0.10)	1.770
J1559-0531	1557-053	15:59:49.56	-05:31:22.58	KVNCS1.2.1	0.28 (± 0.08)
J1602+3326	1600+335	16:02:07.44	33:26:53.16	KVNCS1.0.1	0.73 (± 0.16)	1.100
J1602+3326	1600+335	16:02:07.44	33:26:53.16	KVNCS1.1.2	0.82 (± 0.09)	1.100
J1603+1554	1601+160	16:03:38.16	15:54:02.52	KVNCS1.3.1	0.16 (± 0.02)	0.110
J1603+1105	1601+112	16:03:41.76	11:05:48.84	KVNCS1.0.1	0.45 (± 0.11)	0.143
J1603+1105	1601+112	16:03:41.76	11:05:48.84	KVNCS1.1.2	0.50 (± 0.10)	KVNCS1.1.2	0.95 (± 0.25)	0.143
J1603+5730	1602+576	16:03:55.80	57:30:54.36	KVNCS1.3.1	0.20 (± 0.04)	2.855 *
J1605-1139	1602-115	16:05:17.52	-11:39:27.00	KVNCS1.1.1	0.44 (± 0.07)
J1605+3001	1603+301	16:05:33.00	30:01:29.64	KVNCS1.3.1	0.34 (± 0.03)	KVNCS1.3.1	0.34 (± 0.05)	2.414 *
J1606+3124	1604+315	16:06:08.64	31:24:46.44	KVNCS1.2.1	0.38 (± 0.08)	4.560 ††
J1606+1814	1604+183	16:06:16.20	18:15:00.00	KVNCS1.3.1	0.17 (± 0.02)	0.037
J1606+2717	1604+274	16:06:58.32	27:17:05.64	KVNCS1.3.1	0.40 (± 0.03)	KVNCS1.3.1	0.36 (± 0.07)	0.934
J1607+1551	1604+159	16:07:06.60	15:51:34.56	KVNCS1.3.1	0.42 (± 0.02)	KVNCS1.3.1	0.41 (± 0.07)	0.497
J1608+4012	1606+403	16:08:22.20	40:12:18.00	KVNCS1.2.1	0.41 (± 0.05)	KVNCS1.2.1	0.50 (± 0.15)	0.628
J1608+1029	1606+106	16:08:46.32	10:29:07.80	KVNCS1.0.1	0.96 (± 0.17)	1.226

Table 2 continued on next page

Table 2 (*continued*)

IAU name (J2000) (1)	IVS name (2)	R.A. [hh:mm:ss] (3)	Dec. [°:'"] (4)	Obs. code (5)	Flux density ($\pm 1\sigma$) [Jy] (6)	Obs. code (7)	Flux density ($\pm 1\sigma$) [Jy] (8)	Redshift (z) (9)
J1608+1029	1606+106	16:08:46.32	10:29:07.80	KVNCS1.1.2	0.92 (± 0.09)	1.226
J1609+2641	CTD93	16:09:13.32	26:41:29.04	KVNCS1.3.1	0.30 (± 0.03)	KVNCS1.3.1	0.20 (± 0.04)	0.474 *
J1610+2414	1608+243	16:10:41.88	24:14:48.84	KVNCS1.2.2	0.19 (± 0.06)	1.449
J1613+3412	1611+343	16:13:41.16	34:12:47.88	KVNCS1.0.1	2.27 (± 0.24)	KVNCS1.0.1	1.58 (± 0.41)	1.399
J1613+3412	1611+343	16:13:41.16	34:12:47.88	KVNCS1.3.2	2.47 (± 0.11)	KVNCS1.3.2	1.94 (± 0.38)	1.399
J1616+0459	1614+051	16:16:37.56	04:59:32.75	KVNCS1.1.1	0.41 (± 0.06)	3.215
J1617+0246	1615+029	16:17:49.92	02:46:43.10	KVNCS1.1.1	0.43 (± 0.08)	1.339
J1619+2247	1617+229	16:19:14.88	22:47:47.76	KVNCS1.2.1	0.60 (± 0.06)	1.987
J1620+4901	1619+491	16:20:31.20	49:01:53.40	KVNCS1.2.1	0.41 (± 0.05)	KVNCS1.2.1	0.52 (± 0.16)	1.513
J1622+1426	1620+145	16:22:33.96	14:26:20.76	KVNCS1.3.1	0.11 (± 0.03)	0.931
J1623+6624	1622+665	16:23:04.56	66:24:01.08	KVNCS1.2.1	0.26 (± 0.06)	0.201
J1624+5741	1623+578	16:24:24.84	57:41:16.44	KVNCS1.0.1	0.59 (± 0.05)	0.789
J1624+5741	1623+578	16:24:24.84	57:41:16.44	KVNCS1.1.2	0.46 (± 0.07)	0.789
J1624+5652	1623+569	16:24:32.04	56:52:27.84	KVNCS1.2.1	0.41 (± 0.11)	0.415 †
J1625-2527	1622-253	16:25:46.92	-25:27:38.16	KVNCS1.1.2	2.52 (± 0.16)	KVNCS1.1.2	1.95 (± 0.32)	0.786
J1625-2527	1622-253	16:25:46.92	-25:27:38.16	KVNCS1.3.2	1.32 (± 0.15)	KVNCS1.3.2	1.35 (± 0.34)	0.786
J1625+4134	1624+416	16:25:57.72	41:34:40.80	KVNCS1.2.1	0.42 (± 0.09)	2.550
J1626-2951	1622-297	16:26:06.00	-29:51:27.00	KVNCS1.1.1	2.01 (± 0.12)	KVNCS1.1.1	2.66 (± 0.32)	0.815
J1626-2951	1622-297	16:26:06.00	-29:51:27.00	KVNCS1.3.2	3.08 (± 0.27)	0.815
J1628-1415	1625-141	16:28:46.56	-14:15:41.76	KVNCS1.3.1	0.24 (± 0.03)	1.026
J1632+8232	NGC6251	16:32:31.92	82:32:16.44	KVNCS1.0.1	0.94 (± 0.16)	KVNCS1.0.1	0.85 (± 0.25)	0.025
J1632-1052	1630-107	16:32:50.28	-10:52:32.16	KVNCS1.3.1	0.18 (± 0.02)
J1635+3808	1633+382	16:35:15.36	38:08:04.56	KVNCS1.0.1	3.73 (± 0.21)	KVNCS1.0.1	4.05 (± 0.60)	1.813
J1635+3808	1633+382	16:35:15.36	38:08:04.56	KVNCS1.3.2	3.79 (± 0.17)	KVNCS1.3.2	4.40 (± 0.74)	1.813
J1636+2112	1634+213	16:36:38.16	21:12:55.44	KVNCS1.3.1	0.24 (± 0.03)	KVNCS1.3.1	0.32 (± 0.06)	1.799
J1637+4717	1636+473	16:37:45.12	47:17:33.72	KVNCS1.0.1	1.06 (± 0.09)	KVNCS1.0.1	1.30 (± 0.29)	0.740
J1638+5720	1637+574	16:38:13.56	57:20:24.00	KVNCS1.0.1	1.57 (± 0.11)	KVNCS1.0.1	1.30 (± 0.34)	0.751
J1638+5720	1637+574	16:38:13.56	57:20:24.00	KVNCS1.3.2	1.27 (± 0.09)	KVNCS1.3.2	0.87 (± 0.22)	0.751
J1638-0340	1635-035	16:38:19.32	-03:40:05.09	KVNCS1.3.1	0.16 (± 0.03)	2.856
J1640+3946	NRAO512	16:40:29.64	39:46:46.20	KVNCS1.0.1	0.93 (± 0.15)	1.672 *
J1640+3946	NRAO512	16:40:29.64	39:46:46.20	KVNCS1.1.2	0.92 (± 0.08)	1.672 *
J1640+1220	1638+124	16:40:48.00	12:20:02.04	KVNCS1.2.1	0.47 (± 0.07)	1.152
J1640+1144	1638+118	16:40:58.80	11:44:04.56	KVNCS1.3.1	0.18 (± 0.03)	0.078 ††
J1641+2257	1639+230	16:41:25.08	22:57:03.96	KVNCS1.2.1	0.53 (± 0.09)	2.063
J1642-0621	1639-062	16:42:02.16	-06:21:23.69	KVNCS1.1.1	1.06 (± 0.09)	KVNCS1.1.1	1.13 (± 0.20)	1.514
J1642-0621	1639-062	16:42:02.16	-06:21:23.69	KVNCS1.3.2	1.32 (± 0.12)	KVNCS1.3.2	1.45 (± 0.29)	1.514
J1642+6856	1642+690	16:42:07.92	68:56:39.84	KVNCS1.0.1	3.88 (± 0.18)	KVNCS1.0.1	3.35 (± 0.47)	0.751
J1642+6856	1642+690	16:42:07.92	68:56:39.84	KVNCS1.3.2	1.68 (± 0.10)	KVNCS1.3.2	1.27 (± 0.24)	0.751
J1642+2523	1640+254	16:42:40.32	25:23:07.80	KVNCS1.2.1	0.66 (± 0.09)	KVNCS1.2.1	0.51 (± 0.14)	1.723
J1642+3948	3C345	16:42:58.68	39:48:37.08	KVNCS1.0.1	8.20 (± 0.39)	KVNCS1.0.1	7.35 (± 0.91)	0.593
J1642+3948	3C345	16:42:58.68	39:48:37.08	KVNCS1.3.2	6.18 (± 0.28)	KVNCS1.3.2	4.85 (± 0.80)	0.593
J1644-1804	1641-179	16:44:35.88	-18:04:32.52	KVNCS1.3.1	0.26 (± 0.02)
J1644+1813	1642+183	16:44:52.44	18:13:17.40	KVNCS1.3.1	0.12 (± 0.02)	0.790 *
J1645+6330	1645+635	16:45:58.68	63:30:10.80	KVNCS1.2.1	0.45 (± 0.10)	2.379
J1646+4059	1645+410	16:46:57.00	40:59:17.16	KVNCS1.1.2	0.47 (± 0.08)	0.835
J1648+2224	1645+224	16:48:01.44	22:24:33.12	KVNCS1.3.1	0.43 (± 0.02)	0.823 *
J1648+4104	1646+411	16:48:29.16	41:04:05.52	KVNCS1.2.1	0.59 (± 0.07)	0.851
J1650-2943	1647-296	16:50:39.48	-29:43:46.92	KVNCS1.2.1	0.65 (± 0.10)
J1651+0129	1648+015	16:51:03.60	01:29:23.46	KVNCS1.2.1	0.61 (± 0.09)	0.400

Table 2 continued on next page

Table 2 (*continued*)

IAU name (J2000) (1)	IVS name (2)	R.A. [hh:mm:ss] (3)	Dec. [°:'"] (4)	Obs. code (5)	Flux density ($\pm 1\sigma$) [Jy] (6)	Obs. code (7)	Flux density ($\pm 1\sigma$) [Jy] (8)	Redshift (z) (9)
J1651+2135	1649+216	16:51:37.80	21:35:24.72	KVNCS1.3.1	0.22 (± 0.02)
J1652+3902	1651+391	16:52:58.44	39:02:49.92	KVNCS1.2.1	0.77 (± 0.08)	KVNCS1.2.1	0.74 (± 0.17)	1.299
J1653+3107	1651+312	16:53:29.76	31:07:57.00	KVNCS1.1.1	0.56 (± 0.07)	1.297
J1653+3945	DA426	16:53:52.08	39:45:36.72	KVNCS1.0.1	1.00 (± 0.08)	0.034
J1653+3945	DA426	16:53:52.08	39:45:36.72	KVNCS1.1.2	1.18 (± 0.07)	KVNCS1.1.2	1.08 (± 0.32)	0.034
J1656+1826	1654+185	16:56:34.08	18:26:26.52	KVNCS1.3.1	0.18 (± 0.03)	2.546
J1656+6012	1656+602	16:56:48.12	60:12:16.56	KVNCS1.2.1	0.38 (± 0.10)	0.623
J1656-0206	1654-020	16:56:56.04	-02:06:49.54	KVNCS1.3.2	0.20 (± 0.03)	2.000
J1657+5705	1656+571	16:57:20.88	57:05:53.52	KVNCS1.2.1	0.32 (± 0.10)	1.281
J1657-2004	1654-199	16:57:33.48	-20:04:35.04	KVNCS1.3.2	0.18 (± 0.03)
J1657+4808	1656+482	16:57:46.80	48:08:33.00	KVNCS1.1.2	0.46 (± 0.09)	KVNCS1.1.2	0.70 (± 0.14)	1.669
J1658+4737	1656+477	16:58:02.64	47:37:49.08	KVNCS1.1.2	0.85 (± 0.10)	1.622
J1658+0741	1655+077	16:58:09.12	07:41:27.53	KVNCS1.0.1	1.77 (± 0.18)	KVNCS1.0.1	1.73 (± 0.35)	0.621
J1658+0741	1655+077	16:58:09.12	07:41:27.53	KVNCS1.3.2	2.26 (± 0.14)	KVNCS1.3.2	2.16 (± 0.38)	0.621
J1658+0515	1656+053	16:58:33.60	05:15:16.45	KVNCS1.1.1	0.67 (± 0.06)	0.879
J1658-0739	1656-075	16:58:44.04	-07:39:17.68	KVNCS1.1.1	0.35 (± 0.07)	3.742
J1659+2629	1657+265	16:59:24.00	26:29:36.96	KVNCS1.0.1	0.38 (± 0.11)	0.793
J1659+2629	1657+265	16:59:24.00	26:29:36.96	KVNCS1.1.1	0.35 (± 0.06)	0.793
J1700-2610	1657-261	17:00:53.28	-26:10:51.60	KVNCS1.1.2	1.05 (± 0.12)
J1701+3954	1659+399	17:01:24.60	39:54:37.08	KVNCS1.1.2	0.56 (± 0.12)	KVNCS1.0.1	1.40 (± 0.34)	0.507
J1701-1903	1658-189	17:01:26.76	-19:03:31.68	KVNCS1.2.1	0.27 (± 0.09)
J1706+1208	1704+122	17:06:20.52	12:08:59.64	KVNCS1.3.1	0.15 (± 0.02)
J1707-1415	1704-141	17:07:20.28	-14:15:23.04	KVNCS1.1.2	0.58 (± 0.12)
J1707+0148	1705+018	17:07:34.32	01:48:45.68	KVNCS1.1.1	0.77 (± 0.08)	2.568
J1707+1331	1705+135	17:07:45.48	13:31:05.16	KVNCS1.3.1	0.38 (± 0.02)	0.936
J1707+1846	1705+188	17:07:53.76	18:46:39.00	KVNCS1.3.1	0.22 (± 0.02)	KVNCS1.3.1	0.19 (± 0.05)	2.518
J1708+0035	1706+006	17:08:44.52	00:35:09.51	KVNCS1.3.2	0.34 (± 0.03)	0.449
J1710-0355	1707-038	17:10:17.04	-03:55:50.12	KVNCS1.2.1	0.25 (± 0.07)	1.923
J1713-2658	1710-269	17:13:31.44	-26:58:52.68	KVNCS1.1.2	0.71 (± 0.12)
J1716+2152	1714+219	17:16:11.28	21:52:13.80	KVNCS1.2.1	0.46 (± 0.07)	0.358
J1716+6836	1716+686	17:16:13.80	68:36:38.88	KVNCS1.0.1	0.89 (± 0.26)	0.777
J1716+6836	1716+686	17:16:13.80	68:36:38.88	KVNCS1.1.2	0.74 (± 0.08)	0.777
J1716-0452	1713-048	17:16:26.40	-04:52:11.96	KVNCS1.1.2	0.48 (± 0.07)	1.026
J1717+1917	1714+193	17:17:01.32	19:17:40.56	KVNCS1.3.1	0.13 (± 0.02)	1.810
J1719-1420	1716-142	17:19:01.92	-14:20:18.96	KVNCS1.2.1	0.52 (± 0.07)	0.640
J1719+0658	1716+070	17:19:10.92	06:58:15.74	KVNCS1.2.1	0.38 (± 0.08)
J1719+1745	1717+178	17:19:13.08	17:45:06.48	KVNCS1.0.1	0.78 (± 0.12)	0.137
J1719+1745	1717+178	17:19:13.08	17:45:06.48	KVNCS1.1.2	0.75 (± 0.09)	KVNCS1.1.2	0.84 (± 0.23)	0.137
J1722+2815	1720+282	17:22:42.24	28:15:00.00	KVNCS1.2.1	0.46 (± 0.08)	0.953
J1722+1013	1720+102	17:22:44.76	10:13:35.76	KVNCS1.2.1	0.65 (± 0.08)	0.732
J1724+4004	1722+401	17:24:05.40	40:04:36.48	KVNCS1.2.1	0.47 (± 0.08)	1.049
J1724+3303	1722+330	17:24:14.04	33:03:03.96	KVNCS1.2.2	0.24 (± 0.03)	1.870
J1724-1443	1721-146	17:24:46.80	-14:43:59.88	KVNCS1.1.2	0.53 (± 0.08)	0.899
J1726+3213	1724+322	17:26:35.16	32:13:23.16	KVNCS1.2.2	0.25 (± 0.05)	1.090
J1727+4530	1726+455	17:27:27.72	45:30:39.60	KVNCS1.0.1	1.82 (± 0.23)	KVNCS1.0.1	1.78 (± 0.47)	0.717
J1727+4530	1726+455	17:27:27.72	45:30:39.60	KVNCS1.3.2	2.36 (± 0.12)	KVNCS1.3.2	2.06 (± 0.37)	0.717
J1728+1215	1725+123	17:28:06.96	12:15:39.60	KVNCS1.0.1	0.38 (± 0.11)	0.588
J1728+1215	1725+123	17:28:06.96	12:15:39.60	KVNCS1.2.2	0.42 (± 0.05)	KVNCS1.2.2	0.47 (± 0.10)	0.588
J1728+0427	1725+044	17:28:24.96	04:27:04.90	KVNCS1.1.1	1.14 (± 0.09)	KVNCS1.1.1	1.21 (± 0.28)	0.296

Table 2 continued on next page

Table 2 (*continued*)

IAU name (J2000) (1)	IVS name (2)	R.A. [hh:mm:ss] (3)	Dec. [°:'"] (4)	Obs. code (5)	Flux density ($\pm 1\sigma$) [Jy] (6)	Obs. code (7)	Flux density ($\pm 1\sigma$) [Jy] (8)	Redshift (z) (9)
J1728-0350	1726-038	17:28:50.16	-03:50:50.42	KVNCS1.2.1	0.29 (± 0.07)	0.662
J1733-1304	NRAO530	17:33:02.88	-13:04:49.44	KVNCS1.1.1	3.99 (± 0.20)	KVNCS1.1.1	3.71 (± 0.61)	0.902
J1733-1304	NRAO530	17:33:02.88	-13:04:49.44	KVNCS1.3.2	5.22 (± 0.34)	KVNCS1.3.2	4.82 (± 0.63)	0.902
J1734+3857	1732+389	17:34:20.64	38:57:51.48	KVNCS1.0.1	1.20 (± 0.16)	KVNCS1.0.1	1.30 (± 0.32)	0.970
J1734+0926	1732+094	17:34:58.44	09:26:58.27	KVNCS1.2.1	0.26 (± 0.06)	0.735
J1735+3616	1734+363	17:35:48.12	36:16:45.48	KVNCS1.2.2	0.68 (± 0.05)	KVNCS1.2.2	0.45 (± 0.08)	0.803
J1735+5049	1734+508	17:35:48.84	50:49:11.64	KVNCS1.0.1	0.53 (± 0.12)	0.835
J1735+5049	1734+508	17:35:48.84	50:49:11.64	KVNCS1.1.2	0.62 (± 0.06)	0.835
J1737+0621	1734+063	17:37:13.80	06:21:03.56	KVNCS1.0.1	0.57 (± 0.11)	1.207
J1737+0621	1734+063	17:37:13.80	06:21:03.56	KVNCS1.1.2	0.33 (± 0.07)	1.207
J1738-1503	1735-150	17:38:11.76	-15:03:00.72	KVNCS1.3.1	0.15 (± 0.02)
J1739+4955	1738+499	17:39:27.36	49:55:03.36	KVNCS1.0.1	0.55 (± 0.14)	1.545
J1739+4955	1738+499	17:39:27.36	49:55:03.36	KVNCS1.1.2	0.48 (± 0.11)	1.545
J1739+4737	1738+476	17:39:57.24	47:37:58.44	KVNCS1.0.1	0.73 (± 0.17)	0.950
J1739+4737	1738+476	17:39:57.24	47:37:58.44	KVNCS1.1.2	0.57 (± 0.07)	0.950
J1740-0811	1737-081	17:40:01.56	-08:11:14.78	KVNCS1.1.1	0.39 (± 0.08)
J1740+5211	1739+522	17:40:36.84	52:11:43.44	KVNCS1.0.1	0.90 (± 0.16)	1.375
J1740+5211	1739+522	17:40:36.84	52:11:43.44	KVNCS1.1.2	1.31 (± 0.08)	KVNCS1.1.2	1.33 (± 0.24)	1.375
J1740+5211	1739+522	17:40:36.84	52:11:43.44	KVNCS1.3.2	1.07 (± 0.07)	1.375
J1742-1517	1739-152	17:42:11.52	-15:17:29.04	KVNCS1.3.1	0.24 (± 0.03)
J1743-0350	1741-038	17:43:58.80	-03:50:04.63	KVNCS1.1.1	3.36 (± 0.17)	KVNCS1.1.1	2.33 (± 0.38)	1.054
J1743-0350	1741-038	17:43:58.80	-03:50:04.63	KVNCS1.3.2	4.43 (± 0.29)	KVNCS1.3.2	3.28 (± 0.51)	1.054
J1744-3116	1741-312	17:44:23.64	-31:16:36.12	KVNCS1.1.1	0.66 (± 0.09)
J1745+2252	1742+228	17:45:04.68	22:52:48.00	KVNCS1.2.2	0.32 (± 0.05)	KVNCS1.2.2	0.27 (± 0.08)	1.884
J1745-0753	1742-078	17:45:27.00	-07:53:03.95	KVNCS1.1.1	0.57 (± 0.06)
J1745+1720	1743+173	17:45:35.28	17:20:01.32	KVNCS1.1.1	0.44 (± 0.08)	1.702
J1747+4658	1746+470	17:47:26.52	46:58:50.88	KVNCS1.2.2	0.31 (± 0.05)	KVNCS1.2.2	0.47 (± 0.05)	1.484
J1751+0939	1749+096	17:51:32.76	09:39:00.72	KVNCS1.0.1	3.46 (± 0.62)	0.322
J1751+0939	1749+096	17:51:32.76	09:39:00.72	KVNCS1.3.2	4.48 (± 0.28)	KVNCS1.3.2	4.23 (± 0.59)	0.322
J1751+2920	1749+293	17:51:42.84	29:20:50.28	KVNCS1.1.2	0.45 (± 0.08)
J1752-1011	1749-101	17:52:36.84	-10:11:44.88	KVNCS1.3.1	0.32 (± 0.03)
J1752+1734	1750+175	17:52:45.84	17:34:20.28	KVNCS1.2.1	0.92 (± 0.05)	KVNCS1.2.1	0.93 (± 0.22)	0.504
J1753-1843	1750-187	17:53:09.24	-18:43:38.64	KVNCS1.3.1	0.21 (± 0.04)
J1753+2848	1751+288	17:53:42.36	28:48:05.04	KVNCS1.1.2	0.90 (± 0.09)	1.115
J1756+1535	1754+155	17:56:53.16	15:35:20.76	KVNCS1.1.2	0.57 (± 0.11)
J1800+3848	1758+388	18:00:24.84	38:48:30.60	KVNCS1.0.1	1.13 (± 0.15)	2.092
J1800+3848	1758+388	18:00:24.84	38:48:30.60	KVNCS1.1.2	1.00 (± 0.08)	2.092
J1800+7828	1803+784	18:00:45.72	78:28:04.08	KVNCS1.0.1	2.41 (± 0.25)	KVNCS1.0.1	1.79 (± 0.44)	0.680
J1800+7828	1803+784	18:00:45.72	78:28:04.08	KVNCS1.3.2	3.33 (± 0.16)	KVNCS1.3.2	3.08 (± 0.56)	0.680
J1801+4404	1800+440	18:01:32.16	44:04:22.08	KVNCS1.1.2	1.11 (± 0.09)	KVNCS1.1.2	1.01 (± 0.22)	0.663
J1804+0101	1801+010	18:04:15.96	01:01:32.41	KVNCS1.1.2	0.34 (± 0.07)	1.522
J1806+6949	3C371	18:06:50.76	69:49:28.20	KVNCS1.0.1	1.53 (± 0.20)	0.051
J1806+6949	3C371	18:06:50.76	69:49:28.20	KVNCS1.1.2	1.48 (± 0.14)	KVNCS1.1.2	1.35 (± 0.31)	0.051
J1806+6949	3C371	18:06:50.76	69:49:28.20	KVNCS1.2.2	1.27 (± 0.24)	0.051
J1806+6949	3C371	18:06:50.76	69:49:28.20	KVNCS1.3.2	1.52 (± 0.09)	KVNCS1.3.2	1.12 (± 0.31)	0.051
J1807+3106	1805+310	18:07:31.80	31:06:21.60	KVNCS1.2.2	0.26 (± 0.05)	0.537
J1808+4542	1806+456	18:08:21.84	45:42:20.88	KVNCS1.1.2	0.64 (± 0.09)	KVNCS1.1.2	0.77 (± 0.18)	0.830
J1809+2758	1807+279	18:09:11.88	27:58:11.64	KVNCS1.2.1	0.40 (± 0.08)	1.760
J1810+5649	1809+568	18:10:03.36	56:49:22.80	KVNCS1.2.1	0.35 (± 0.07)	2.041

Table 2 continued on next page

Table 2 (*continued*)

IAU name (J2000) (1)	IVS name (2)	R.A. [hh:mm:ss] (3)	Dec. [°:'"] (4)	Obs. code (5)	Flux density ($\pm 1\sigma$) [Jy] (6)	Obs. code (7)	Flux density ($\pm 1\sigma$) [Jy] (8)	Redshift (z) (9)
J1810+5649	1809+568	18:10:03.36	56:49:22.80	KVNCS1.2.2	0.37 (± 0.04)	KVNCS1.2.2	0.22 (± 0.07)	2.041
J1811+1704	1809+170	18:11:43.08	17:04:57.36	KVNCS1.1.2	0.66 (± 0.09)
J1813+4304	1811+430	18:13:14.52	43:04:15.60	KVNCS1.2.1	0.40 (± 0.11)	1.090
J1813+0615	1811+062	18:13:33.24	06:15:42.05	KVNCS1.2.1	0.44 (± 0.06)	KVNCS1.2.1	0.47 (± 0.13)	...
J1814+4113	1812+412	18:14:22.56	41:13:05.52	KVNCS1.2.1	0.29 (± 0.08)	1.564
J1820-2528	1817-254	18:20:57.84	-25:28:12.72	KVNCS1.1.2	0.92 (± 0.11)
J1821-0502	1818-050	18:21:11.88	-05:02:20.08	KVNCS1.2.2	0.50 (± 0.05)	KVNCS1.2.2	0.51 (± 0.10)	...
J1822+8257	1828+829	18:22:03.00	82:57:20.52	KVNCS1.3.1	0.10 (± 0.03)
J1823+6857	1823+689	18:23:33.00	68:57:52.56	KVNCS1.2.2	0.26 (± 0.06)
J1824+1044	1821+107	18:24:02.88	10:44:23.64	KVNCS1.2.1	0.54 (± 0.09)	1.360
J1824+5651	1823+568	18:24:07.20	56:51:01.44	KVNCS1.0.1	1.54 (± 0.14)	KVNCS1.0.1	1.48 (± 0.45)	0.664
J1824+5651	1823+568	18:24:07.20	56:51:01.44	KVNCS1.1.2	1.86 (± 0.12)	KVNCS1.1.2	1.74 (± 0.32)	0.664
J1824+5651	1823+568	18:24:07.20	56:51:01.44	KVNCS1.2.2	1.17 (± 0.19)	0.664
J1824+5651	1823+568	18:24:07.20	56:51:01.44	KVNCS1.3.2	1.45 (± 0.09)	KVNCS1.3.2	0.99 (± 0.25)	0.664
J1824+0119	1822+012	18:24:48.24	01:19:34.21	KVNCS1.1.2	0.42 (± 0.10)
J1825-1718	1822-173	18:25:36.48	-17:18:49.68	KVNCS1.3.2	0.22 (± 0.03)
J1826-2924	1823-294	18:26:20.76	-29:24:24.84	KVNCS1.2.2	0.26 (± 0.08)
J1828+6434	1827+645	18:28:09.84	64:34:15.96	KVNCS1.2.1	0.33 (± 0.09)
J1829+4844	3C380	18:29:31.92	48:44:46.32	KVNCS1.1.2	3.02 (± 0.16)	0.692
J1832-2039	1829-207	18:32:11.04	-20:39:48.24	KVNCS1.1.2	0.75 (± 0.09)	0.103
J1832-1035	1829-106	18:32:20.76	-10:35:11.04	KVNCS1.0.1	0.84 (± 0.18)
J1832-1035	1829-106	18:32:20.76	-10:35:11.04	KVNCS1.1.2	0.93 (± 0.10)
J1832+0118	1830+012	18:32:40.20	01:18:16.49	KVNCS1.3.2	0.22 (± 0.03)
J1832+1357	1830+139	18:32:43.44	13:57:44.28	KVNCS1.2.1	0.57 (± 0.08)	2.830
J1832+2833	1830+285	18:32:50.28	28:33:36.00	KVNCS1.1.2	0.80 (± 0.12)	0.594
J1838+0404	1836+040	18:38:48.84	04:04:24.67	KVNCS1.3.2	0.41 (± 0.03)
J1840+5452	1839+548	18:40:57.36	54:52:15.96	KVNCS1.2.1	0.33 (± 0.07)	0.646
J1842+6809	1842+681	18:42:33.48	68:09:25.20	KVNCS1.1.2	0.67 (± 0.15)	0.472
J1845-2852	1842-289	18:45:51.48	-28:52:40.44	KVNCS1.2.2	0.33 (± 0.07)
J1847+0810	1844+081	18:47:12.48	08:10:35.40	KVNCS1.2.1	0.30 (± 0.07)
J1848+3219	1846+322	18:48:21.96	32:19:02.64	KVNCS1.2.2	0.77 (± 0.05)	KVNCS1.2.2	1.05 (± 0.10)	0.798
J1848+3244	1846+326	18:48:34.20	32:44:00.24	KVNCS1.2.2	0.36 (± 0.04)	KVNCS1.2.2	0.48 (± 0.06)	...
J1849+6705	1849+670	18:49:15.96	67:05:41.64	KVNCS1.1.2	2.56 (± 0.16)	KVNCS1.1.2	2.48 (± 0.55)	0.657
J1849+6705	1849+670	18:49:15.96	67:05:41.64	KVNCS1.3.2	2.66 (± 0.12)	KVNCS1.3.2	2.27 (± 0.40)	0.657
J1849+3024	1847+303	18:49:20.28	30:24:14.40	KVNCS1.2.2	0.38 (± 0.04)	KVNCS1.2.2	0.44 (± 0.07)	0.672
J1850+2825	1848+283	18:50:27.60	28:25:13.08	KVNCS1.1.2	0.93 (± 0.10)	KVNCS1.1.2	0.87 (± 0.24)	2.560
J1852+4855	1851+488	18:52:28.56	48:55:47.64	KVNCS1.2.1	0.58 (± 0.07)	1.250
J1852+4019	1850+402	18:52:30.36	40:19:06.60	KVNCS1.2.2	0.43 (± 0.05)	2.120
J1855+0251	1853+027	18:55:35.40	02:51:19.55	KVNCS1.2.1	0.28 (± 0.06)
J1856+0610	1854+061	18:56:31.92	06:10:16.75	KVNCS1.1.2	0.30 (± 0.08)
J1856+0610	1854+061	18:56:31.92	06:10:16.75	KVNCS1.2.2	0.17 (± 0.04)
J1902+3159	3C395	19:02:56.04	31:59:41.64	KVNCS1.1.2	0.79 (± 0.09)	0.635
J1905+1943	1903+196	19:05:36.60	19:43:08.04	KVNCS1.2.2	0.18 (± 0.04)
J1907+0127	1904+013	19:07:12.00	01:27:08.96	KVNCS1.2.1	0.27 (± 0.08)
J1911-2006	1908-201	19:11:09.60	-20:06:55.08	KVNCS1.0.1	3.19 (± 0.64)	1.119
J1911-2006	1908-201	19:11:09.60	-20:06:55.08	KVNCS1.1.2	3.90 (± 0.21)	KVNCS1.1.2	3.74 (± 0.88)	1.119
J1911+2658	1909+268	19:11:35.16	26:58:13.80	KVNCS1.2.2	0.22 (± 0.06)
J1911-2102	1908-211	19:11:53.88	-21:02:43.80	KVNCS1.2.1	0.44 (± 0.10)	1.420
J1912-0804	1909-081	19:12:07.20	-08:04:21.90	KVNCS1.2.2	0.21 (± 0.04)

Table 2 continued on next page

Table 2 (*continued*)

IAU name (J2000) (1)	IVS name (2)	R.A. [hh:mm:ss] (3)	Dec. [°:':"] (4)	Obs. code (5)	Flux density ($\pm 1\sigma$) [Jy] (6)	Obs. code (7)	Flux density ($\pm 1\sigma$) [Jy] (8)	Redshift (z) (9)
J1912+3740	1910+375	19:12:25.20	37:40:36.48	KVNCS1.2.2	0.49 (± 0.05)	1.104
J1916-1519	1914-154	19:16:52.68	-15:19:00.12	KVNCS1.2.2	0.25 (± 0.04)
J1918+5520	1917+552	19:18:10.80	55:20:38.76	KVNCS1.2.2	0.36 (± 0.04)	KVNCS1.2.2	0.48 (± 0.07)	1.734
J1920-0236	1918-026	19:20:43.44	-02:36:11.59	KVNCS1.2.1	0.46 (± 0.10)
J1922+1530	1920+154	19:22:34.68	15:30:10.08	KVNCS1.1.2	0.50 (± 0.11)
J1922+1530	1920+154	19:22:34.68	15:30:10.08	KVNCS1.2.2	0.27 (± 0.03)	KVNCS1.2.2	0.29 (± 0.07)	...
J1923+4754	1922+478	19:23:27.24	47:54:16.92	KVNCS1.3.1	0.31 (± 0.02)	1.520
J1923-2104	1920-211	19:23:32.28	-21:04:33.24	KVNCS1.1.2	2.19 (± 0.17)	KVNCS1.1.2	2.22 (± 0.40)	0.874
J1923-2104	1920-211	19:23:32.28	-21:04:33.24	KVNCS1.3.2	2.11 (± 0.15)	KVNCS1.3.2	2.28 (± 0.33)	0.874
J1924+1540	1922+155	19:24:39.60	15:40:44.04	KVNCS1.2.1	0.71 (± 0.07)	KVNCS1.2.1	0.75 (± 0.23)	...
J1924-2914	1921-293	19:24:51.12	-29:14:30.12	KVNCS1.1.2	17.30 (± 0.76)	KVNCS1.1.2	13.24 (± 1.96)	0.353
J1924-2914	1921-293	19:24:51.12	-29:14:30.12	KVNCS1.3.2	16.67 (± 1.03)	KVNCS1.3.2	13.71 (± 1.76)	0.353
J1925-2219	1922-224	19:25:39.72	-22:19:35.04	KVNCS1.2.2	0.22 (± 0.03)
J1926+5052	1924+507	19:26:06.36	50:52:57.00	KVNCS1.2.2	0.37 (± 0.03)	1.098
J1927+6117	1926+611	19:27:30.60	61:17:33.00	KVNCS1.1.2	0.65 (± 0.10)
J1927+7358	1928+738	19:27:48.60	73:58:01.56	KVNCS1.0.1	4.74 (± 0.33)	KVNCS1.0.1	5.14 (± 0.91)	0.302
J1927+7358	1928+738	19:27:48.60	73:58:01.56	KVNCS1.3.2	4.53 (± 0.20)	KVNCS1.3.2	3.82 (± 0.65)	0.302
J1928+0848	1926+087	19:28:40.80	08:48:48.42	KVNCS1.3.1	0.19 (± 0.03)
J1930+1532	1928+154	19:30:52.92	15:32:34.44	KVNCS1.2.2	0.73 (± 0.05)	KVNCS1.2.2	0.61 (± 0.09)	...
J1933+6540	1933+655	19:33:57.24	65:40:16.68	KVNCS1.1.2	0.32 (± 0.05)	1.687
J1934-2416	1931-243	19:34:52.68	-24:16:24.24	KVNCS1.3.2	0.11 (± 0.04)	1.543
J1935+2031	1932+204	19:35:10.32	20:31:54.12	KVNCS1.2.2	0.52 (± 0.04)	KVNCS1.2.2	0.42 (± 0.05)	...
J1938-1749	1935-179	19:38:04.92	-17:49:20.28	KVNCS1.2.2	0.30 (± 0.04)	0.903
J1938+0448	1936+046	19:38:30.84	04:48:11.63	KVNCS1.2.2	0.26 (± 0.04)
J1939-1525	1936-155	19:39:26.64	-15:25:42.96	KVNCS1.1.2	0.53 (± 0.08)	1.657
J1939+3817	1937+381	19:39:33.48	38:17:35.52	KVNCS1.2.2	0.22 (± 0.05)
J1940+4304	1939+429	19:40:49.44	43:04:24.60	KVNCS1.3.1	0.12 (± 0.02)
J1942+4129	1941+413	19:42:58.68	41:29:22.92	KVNCS1.2.2	0.26 (± 0.03)
J1947+1248	1944+126	19:47:19.68	12:48:55.44	KVNCS1.2.2	0.44 (± 0.05)	KVNCS1.2.2	0.23 (± 0.06)	...
J1949-1957	1946-200	19:49:53.40	-19:57:13.32	KVNCS1.1.2	0.57 (± 0.11)	2.652
J1950+0807	1947+079	19:50:05.64	08:07:13.98	KVNCS1.2.2	0.34 (± 0.04)
J1951+0134	1949+014	19:51:36.00	01:34:42.71	KVNCS1.2.2	0.12 (± 0.04)	4.114
J1951-0509	1949-052	19:51:47.52	-05:09:43.96	KVNCS1.2.2	0.23 (± 0.05)	1.083
J1952+2526	1950+253	19:52:48.36	25:26:53.52	KVNCS1.2.2	0.30 (± 0.03)	KVNCS1.2.2	0.40 (± 0.07)	...
J1954-1123	1951-115	19:54:41.04	-11:23:22.56	KVNCS1.1.2	0.54 (± 0.11)	0.683
J1955+5131	1954+513	19:55:42.60	51:31:48.72	KVNCS1.1.2	1.27 (± 0.13)	KVNCS1.1.2	1.43 (± 0.28)	1.220
J1955+5131	1954+513	19:55:42.60	51:31:48.72	KVNCS1.2.2	1.26 (± 0.20)	1.220
J1955+5131	1954+513	19:55:42.60	51:31:48.72	KVNCS1.3.2	1.19 (± 0.07)	KVNCS1.3.2	0.78 (± 0.21)	1.220
J1956+2820	1954+282	19:56:45.96	28:20:57.84	KVNCS1.2.2	0.44 (± 0.06)	KVNCS1.2.2	0.44 (± 0.09)	...
J1956-3225	1953-325	19:56:59.28	-32:25:45.84	KVNCS1.2.2	0.59 (± 0.06)	KVNCS1.2.2	0.66 (± 0.11)	1.242
J1957+3338	1955+335	19:57:40.68	33:38:27.96	KVNCS1.3.2	0.13 (± 0.03)
J2000-1325	1957-135	20:00:42.12	-13:25:33.60	KVNCS1.2.2	0.79 (± 0.06)	KVNCS1.2.2	0.98 (± 0.09)	0.222
J2000-1748	1958-179	20:00:57.24	-17:48:57.60	KVNCS1.1.2	1.73 (± 0.14)	KVNCS1.1.2	1.72 (± 0.51)	0.650
J2002+4725	2000+472	20:02:10.32	47:25:28.92	KVNCS1.1.2	0.58 (± 0.12)
J2003+3034	2001+304	20:03:30.24	30:34:30.72	KVNCS1.2.2	0.16 (± 0.02)	KVNCS1.2.2	0.32 (± 0.07)	...
J2005-1822	2002-185	20:05:17.16	-18:22:03.36	KVNCS1.2.2	1.06 (± 0.05)	KVNCS1.2.2	0.72 (± 0.09)	0.868
J2005+7752	2007+777	20:05:30.84	77:52:43.32	KVNCS1.0.1	1.46 (± 0.21)	KVNCS1.0.1	2.15 (± 0.61)	0.342
J2005+7752	2007+777	20:05:30.84	77:52:43.32	KVNCS1.3.2	0.89 (± 0.06)	KVNCS1.3.2	0.87 (± 0.29)	0.342
J2005-2310	2002-233	20:05:56.76	-23:10:27.12	KVNCS1.2.2	0.20 (± 0.06)	0.830 ^{††}

Table 2 continued on next page

Table 2 (*continued*)

IAU name (J2000) (1)	IVS name (2)	R.A. [hh:mm:ss] (3)	Dec. [°:'"] (4)	Obs. code (5)	Flux density ($\pm 1\sigma$) [Jy] (6)	Obs. code (7)	Flux density ($\pm 1\sigma$) [Jy] (8)	Redshift (z) (9)
J2006+6424	2005+642	20:06:17.64	64:24:45.36	KVNCS1.1.2	1.21 (± 0.19)	KVNCS1.1.2	1.12 (± 0.28)	1.574
J2006-1222	2004-125	20:06:48.24	-12:22:55.20	KVNCS1.3.2	0.18 (± 0.03)
J2007+4029	2005+403	20:07:45.12	40:29:48.48	KVNCS1.1.2	3.45 (± 0.20)	KVNCS1.1.2	2.88 (± 0.61)	1.736
J2007+4029	2005+403	20:07:45.12	40:29:48.48	KVNCS1.3.2	3.41 (± 0.14)	KVNCS1.3.2	2.59 (± 0.45)	1.736
J2009+7229	2010+723	20:09:52.20	72:29:19.32	KVNCS1.1.2	0.82 (± 0.07)
J2010+3322	2008+332	20:10:49.80	33:22:13.80	KVNCS1.2.2	0.35 (± 0.04)
J2011-0644	OW-015	20:11:14.28	-06:44:03.55	KVNCS1.2.2	0.39 (± 0.03)	0.547
J2011-1546	2008-159	20:11:15.72	-15:46:40.08	KVNCS1.2.2	1.60 (± 0.17)	1.180
J2011-1546	2008-159	20:11:15.72	-15:46:40.08	KVNCS1.2.2	2.05 (± 0.09)	KVNCS1.2.2	1.60 (± 0.17)	1.180
J2011-1546	2008-159	20:11:15.72	-15:46:40.08	KVNCS1.3.2	2.27 (± 0.11)	KVNCS1.3.2	1.75 (± 0.39)	1.180
J2012+4628	2010+463	20:12:05.76	46:28:55.92	KVNCS1.1.2	0.74 (± 0.13)
J2015-0137	2012-017	20:15:15.12	-01:37:32.56	KVNCS1.2.1	0.39 (± 0.06)
J2015+5253	2013+527	20:15:19.08	52:53:59.64	KVNCS1.3.1	0.14 (± 0.02)
J2015+3710	2013+370	20:15:28.80	37:10:59.52	KVNCS1.1.2	3.12 (± 0.18)	KVNCS1.1.2	3.28 (± 0.74)	...
J2015+3710	2013+370	20:15:28.80	37:10:59.52	KVNCS1.3.2	3.22 (± 0.16)	KVNCS1.3.2	3.50 (± 0.58)	...
J2016+1632	2013+163	20:16:13.80	16:32:34.08	KVNCS1.1.2	0.41 (± 0.09)
J2016+3600	2014+358	20:16:45.48	36:00:33.48	KVNCS1.2.2	0.22 (± 0.04)	KVNCS1.2.2	0.24 (± 0.08)	...
J2017+7440	2017+743	20:17:13.20	74:40:48.00	KVNCS1.1.2	0.61 (± 0.12)
J2018+0831	2015+083	20:18:11.16	08:31:54.55	KVNCS1.2.2	0.29 (± 0.05)	KVNCS1.2.2	0.19 (± 0.06)	...
J2021+0515	2019+050	20:21:35.28	05:15:04.79	KVNCS1.2.2	0.18 (± 0.03)
J2022+6136	2021+614	20:22:06.60	61:36:58.68	KVNCS1.0.1	2.15 (± 0.19)	KVNCS1.0.1	1.11 (± 0.36)	0.227
J2022+7611	2023+760	20:22:35.40	76:11:26.16	KVNCS1.1.2	0.77 (± 0.11)	KVNCS1.1.2	1.02 (± 0.32)	0.594
J2023+3153	2021+317	20:23:18.96	31:53:02.40	KVNCS1.1.2	1.13 (± 0.09)	KVNCS1.1.2	0.84 (± 0.27)	...
J2023+3153	2021+317	20:23:18.96	31:53:02.40	KVNCS1.3.2	1.27 (± 0.08)
J2023-0123	2020-015	20:23:32.64	-01:23:42.14	KVNCS1.2.2	0.35 (± 0.03)
J2023+5427	2022+542	20:23:55.68	54:27:36.00	KVNCS1.1.2	0.68 (± 0.08)
J2024+0027	2021+003	20:24:22.68	00:27:53.10	KVNCS1.3.2	0.13 (± 0.03)
J2024+1718	2022+171	20:24:56.52	17:18:13.32	KVNCS1.1.2	0.61 (± 0.08)	1.050
J2025+0316	2022+031	20:25:09.48	03:16:44.51	KVNCS1.2.2	0.20 (± 0.04)	KVNCS1.2.2	0.22 (± 0.07)	2.210
J2025+3343	2023+336	20:25:10.92	33:43:00.12	KVNCS1.1.2	6.35 (± 0.31)	0.219 ^{††}
J2025-0735	2022-077	20:25:40.80	-07:35:52.69	KVNCS1.2.2	1.27 (± 0.05)	KVNCS1.2.2	1.14 (± 0.14)	1.388
J2025-2845	2022-289	20:25:53.76	-28:45:48.60	KVNCS1.2.2	0.41 (± 0.04)
J2030-0503	2027-052	20:30:22.32	-05:03:12.78	KVNCS1.2.2	0.27 (± 0.04)	KVNCS1.2.2	0.28 (± 0.08)	0.543
J2031+5455	2030+547	20:31:48.00	54:55:03.00	KVNCS1.2.2	0.44 (± 0.06)	1.262
J2031+1219	2029+121	20:31:54.84	12:19:41.16	KVNCS1.1.2	1.87 (± 0.15)	1.215 ^{††}
J2034-1640	2032-168	20:34:54.48	-16:40:26.76	KVNCS1.3.2	0.28 (± 0.03)	1.341
J2035+1056	2032+107	20:35:22.20	10:56:06.72	KVNCS1.1.2	0.47 (± 0.09)	0.601
J2036-0629	2034-066	20:36:40.68	-06:29:03.84	KVNCS1.1.2	0.54 (± 0.13)	1.636
J2036-0629	2034-066	20:36:40.68	-06:29:03.84	KVNCS1.2.2	0.40 (± 0.07)	KVNCS1.2.2	0.29 (± 0.09)	1.636
J2036-2146	2033-219	20:36:51.12	-21:46:36.84	KVNCS1.2.2	0.25 (± 0.04)	2.299
J2038+5119	3C418	20:38:36.96	51:19:12.72	KVNCS1.1.2	2.52 (± 0.16)	1.686
J2039+2152	2037+216	20:39:34.92	21:52:09.84	KVNCS1.3.1	0.35 (± 0.05)	KVNCS1.3.1	0.32 (± 0.05)	...
J2040-1707	2037-172	20:40:27.84	-17:07:03.00	KVNCS1.2.2	0.21 (± 0.04)
J2042+7508	2043+749	20:42:37.44	75:08:02.40	KVNCS1.2.2	0.35 (± 0.06)	0.104
J2042-2255	2039-231	20:42:54.36	-22:55:59.88	KVNCS1.2.2	0.32 (± 0.05)	KVNCS1.2.2	0.46 (± 0.07)	2.120
J2044-0940	2042-098	20:44:42.72	-09:40:38.71	KVNCS1.3.2	0.15 (± 0.02)
J2047-1639	2044-168	20:47:19.68	-16:39:05.76	KVNCS1.2.2	0.17 (± 0.04)	1.932
J2049+1003	2047+098	20:49:45.84	10:03:14.40	KVNCS1.2.1	0.65 (± 0.08)
J2050+3619	2048+361	20:50:02.40	36:19:52.32	KVNCS1.2.2	0.45 (± 0.06)	KVNCS1.2.2	0.53 (± 0.09)	...

Table 2 continued on next page

Table 2 (*continued*)

IAU name (J2000) (1)	IVS name (2)	R.A. [hh:mm:ss] (3)	Dec. [°:':"] (4)	Obs. code (5)	Flux density ($\pm 1\sigma$) [Jy] (6)	Obs. code (7)	Flux density ($\pm 1\sigma$) [Jy] (8)	Redshift (z) (9)
J2050+0407	2047+039	20:50:06.36	04:07:48.90	KVNCS1.2.2	0.49 (± 0.04)	KVNCS1.2.2	0.38 (± 0.05)	...
J2050-2628	2047-266	20:50:24.72	-26:28:18.12	KVNCS1.2.2	0.37 (± 0.07)	1.633
J2050+3127	CL4	20:50:51.00	31:27:27.36	KVNCS1.2.2	0.27 (± 0.06)	KVNCS1.2.2	0.27 (± 0.09)	3.180
J2051+1743	2049+175	20:51:35.64	17:43:36.84	KVNCS1.1.2	0.73 (± 0.14)	0.195
J2051+1743	2049+175	20:51:35.64	17:43:36.84	KVNCS1.2.2	0.63 (± 0.05)	KVNCS1.2.2	0.72 (± 0.10)	0.195
J2052+3635	2050+364	20:52:51.96	36:35:35.16	KVNCS1.2.2	0.74 (± 0.04)	0.354
J2053+2248	2050+226	20:53:09.24	22:48:01.44	KVNCS1.3.1	0.13 (± 0.03)
J2054-2016	2051-204	20:54:21.96	-20:16:16.68	KVNCS1.2.2	0.24 (± 0.04)
J2055-0416	2053-044	20:55:50.16	-04:16:47.06	KVNCS1.2.2	0.23 (± 0.03)	1.177
J2056-3208	2053-323	20:56:25.08	-32:08:47.76	KVNCS1.3.2	0.82 (± 0.06)	KVNCS1.3.2	0.57 (± 0.15)	...
J2101-2933	2058-297	21:01:01.56	-29:33:27.72	KVNCS1.2.2	0.67 (± 0.07)	KVNCS1.2.2	0.61 (± 0.11)	1.492
J2101+0341	2059+034	21:01:39.00	03:41:31.31	KVNCS1.1.2	0.85 (± 0.13)	1.013
J2106+2135	2103+213	21:06:10.80	21:35:35.88	KVNCS1.2.2	0.26 (± 0.06)	0.647
J2108-2452	2105-250	21:08:12.48	-24:52:33.24	KVNCS1.2.2	0.22 (± 0.04)
J2108+1430	2106+143	21:08:40.92	14:30:27.00	KVNCS1.2.1	0.33 (± 0.07)	2.017
J2109+3532	2107+353	21:09:32.04	35:32:57.48	KVNCS1.1.2	1.36 (± 0.14)	0.202
J2110-1020	2107-105	21:10:00.84	-10:20:57.48	KVNCS1.2.2	0.46 (± 0.05)	2.500
J2114+2832	2112+283	21:14:58.20	28:32:57.12	KVNCS1.1.2	0.62 (± 0.11)	2.345
J2115-1416	2112-144	21:15:18.36	-14:16:43.32	KVNCS1.2.2	0.24 (± 0.04)	1.700
J2115+2933	2113+293	21:15:29.52	29:33:38.52	KVNCS1.1.2	0.68 (± 0.12)	1.514
J2120+4434	2118+443	21:20:31.92	44:34:34.32	KVNCS1.2.2	0.45 (± 0.06)	KVNCS1.2.2	0.37 (± 0.09)	...
J2120+0533	2118+053	21:20:41.28	05:33:45.00	KVNCS1.2.2	0.14 (± 0.03)	0.535
J2123+1007	2120+099	21:23:13.20	10:07:54.84	KVNCS1.3.1	0.33 (± 0.02)	KVNCS1.3.1	0.35 (± 0.07)	0.932
J2123+0535	2121+053	21:23:44.52	05:35:22.09	KVNCS1.2.2	1.48 (± 0.08)	KVNCS1.2.2	1.16 (± 0.12)	1.941
J2125+0441	2122+044	21:25:29.28	04:41:35.52	KVNCS1.2.2	0.22 (± 0.07)	KVNCS1.2.2	0.33 (± 0.09)	1.394
J2129-1538	2126-158	21:29:12.12	-15:38:40.92	KVNCS1.2.2	0.57 (± 0.03)	KVNCS1.2.2	0.40 (± 0.07)	3.268
J2130+0843	2127+085	21:30:16.20	08:43:55.92	KVNCS1.2.1	0.23 (± 0.08)
J2130+0502	2128+048	21:30:32.76	05:02:17.48	KVNCS1.2.2	0.51 (± 0.05)	0.990
J2131-1207	2128-123	21:31:35.40	-12:07:04.80	KVNCS1.1.3	1.52 (± 0.22)	0.501
J2131-1207	2128-123	21:31:35.40	-12:07:04.80	KVNCS1.2.2	1.78 (± 0.07)	0.501
J2133+8239	2136+824	21:33:34.20	82:39:06.12	KVNCS1.3.1	0.19 (± 0.03)	KVNCS1.3.1	0.22 (± 0.04)	2.357
J2134-0153	2131-021	21:34:10.20	-01:53:17.23	KVNCS1.1.3	2.11 (± 0.21)	KVNCS1.2.2	1.81 (± 0.22)	1.285
J2137+5101	2135+508	21:37:00.84	51:01:36.12	KVNCS1.1.2	0.52 (± 0.09)
J2138-2439	2135-248	21:38:37.32	-24:39:54.36	KVNCS1.2.2	0.47 (± 0.04)	0.819
J2139+1423	2136+141	21:39:01.44	14:23:35.88	KVNCS1.1.3	2.02 (± 0.20)	2.427
J2142-0437	2140-048	21:42:37.08	-04:37:43.50	KVNCS1.3.1	0.18 (± 0.03)	0.344
J2143+1743	2141+175	21:43:35.40	17:43:48.72	KVNCS1.1.2	0.88 (± 0.13)	0.211
J2146-1525	2143-156	21:46:23.16	-15:25:44.04	KVNCS1.2.2	0.68 (± 0.04)	KVNCS1.2.2	0.64 (± 0.11)	0.698
J2146+0427	2144+042	21:46:55.20	04:27:25.49	KVNCS1.2.2	0.26 (± 0.03)
J2147+0929	2144+092	21:47:10.32	09:29:46.68	KVNCS1.2.2	0.30 (± 0.05)	KVNCS1.2.2	0.47 (± 0.07)	1.113
J2148+0657	2145+067	21:48:05.40	06:57:38.59	KVNCS1.1.3	4.13 (± 0.28)	KVNCS1.1.3	2.75 (± 0.76)	0.990
J2148+6107	2146+608	21:48:16.20	61:07:05.88	KVNCS1.1.2	0.70 (± 0.15)	KVNCS1.1.2	0.86 (± 0.28)	...
J2148-1723	2145-176	21:48:36.72	-17:23:44.16	KVNCS1.2.2	0.41 (± 0.05)	2.130
J2151+0709	2149+069	21:51:31.32	07:09:26.78	KVNCS1.1.3	0.59 (± 0.17)	1.364
J2151+0552	2149+056	21:51:37.80	05:52:12.97	KVNCS1.2.2	0.34 (± 0.05)	KVNCS1.2.2	0.24 (± 0.05)	0.740
J2152+1734	2150+173	21:52:24.96	17:34:37.92	KVNCS1.2.2	0.49 (± 0.05)	KVNCS1.2.2	0.46 (± 0.09)	0.871
J2154+1727	2152+172	21:54:41.04	17:27:50.76	KVNCS1.2.2	0.43 (± 0.05)	1.020
J2155+2250	2152+226	21:55:06.60	22:50:22.20	KVNCS1.2.2	0.27 (± 0.06)	1.350
J2156-0037	2153-008	21:56:14.64	00:37:04.59	KVNCS1.2.2	0.68 (± 0.04)	KVNCS1.2.2	0.68 (± 0.07)	0.495 ^{††}

Table 2 continued on next page

Table 2 (*continued*)

IAU name (J2000) (1)	IVS name (2)	R.A. [hh:mm:ss] (3)	Dec. [°:'"] (4)	Obs. code (5)	Flux density ($\pm 1\sigma$) [Jy] (6)	Obs. code (7)	Flux density ($\pm 1\sigma$) [Jy] (8)	Redshift (z) (9)
J2157+1014	2154+100	21:57:12.96	10:14:24.72	KVNCS1.2.1	0.39 (± 0.10)	0.761
J2157+3127	2155+312	21:57:28.80	31:27:01.44	KVNCS1.1.2	0.79 (± 0.14)	1.486
J2158-1501	2155-152	21:58:06.24	-15:01:09.48	KVNCS1.1.3	1.67 (± 0.15)	0.672
J2158-3013	2155-304	21:58:51.96	-30:13:32.16	KVNCS1.2.2	0.66 (± 0.10)	KVNCS1.2.2	0.44 (± 0.11)	0.116
J2201+0312	2158+029	22:01:27.48	03:12:15.16	KVNCS1.2.2	0.13 (± 0.03)
J2201+5048	2159+505	22:01:43.68	50:48:56.52	KVNCS1.2.2	0.71 (± 0.04)	KVNCS1.2.2	0.77 (± 0.08)	1.899
J2202+4216	VR422201	22:02:43.44	42:16:40.08	KVNCS1.1.2	5.21 (± 0.28)
J2202-2335	2200-238	22:02:56.04	-23:35:10.32	KVNCS1.2.2	0.49 (± 0.06)	KVNCS1.2.2	0.43 (± 0.10)	2.118
J2203+6750	2201+676	22:03:12.60	67:50:47.76	KVNCS1.2.2	0.27 (± 0.04)
J2203+3145	2201+315	22:03:15.12	31:45:38.16	KVNCS1.1.2	3.31 (± 0.23)	0.295
J2203+1725	2201+171	22:03:27.00	17:25:48.36	KVNCS1.2.2	1.49 (± 0.07)	KVNCS1.2.2	1.74 (± 0.16)	1.075
J2204+3632	2202+363	22:04:21.00	36:32:36.96	KVNCS1.3.2	0.25 (± 0.03)	0.073
J2207+1652	2205+166	22:07:53.04	16:52:17.76	KVNCS1.2.2	0.24 (± 0.04)	1.640
J2209+5158	2207+517	22:09:21.60	51:58:01.92	KVNCS1.3.1	0.10 (± 0.02)
J2209+3556	2207+356	22:09:45.36	35:56:00.96	KVNCS1.2.2	0.31 (± 0.07)	KVNCS1.2.2	0.30 (± 0.07)	1.464
J2211+1841	2209+184	22:11:53.88	18:41:49.92	KVNCS1.2.2	0.53 (± 0.05)	0.070
J2212+0819	2209+080	22:12:01.44	08:19:16.50	KVNCS1.2.2	0.44 (± 0.04)	KVNCS1.2.2	0.40 (± 0.06)	0.484
J2212+2355	2209+236	22:12:06.12	23:55:40.44	KVNCS1.1.2	0.92 (± 0.13)	1.125
J2212+0646	2210+065	22:12:50.76	06:46:08.72	KVNCS1.2.2	0.34 (± 0.03)	KVNCS1.2.2	0.42 (± 0.10)	1.120
J2213-2529	2210-257	22:13:02.64	-25:29:30.12	KVNCS1.2.2	0.76 (± 0.05)	KVNCS1.2.2	0.50 (± 0.09)	1.833
J2214+0711	2211+069	22:14:08.88	07:11:42.40	KVNCS1.2.2	0.24 (± 0.03)
J2217+2421	2214+241	22:17:00.96	24:21:46.08	KVNCS1.2.2	0.89 (± 0.04)	0.505
J2217+3156	2215+316	22:17:17.52	31:56:49.92	KVNCS1.2.2	0.32 (± 0.06)	KVNCS1.2.2	0.23 (± 0.07)	...
J2218+1520	2215+150	22:18:10.80	15:20:35.88	KVNCS1.1.3	0.75 (± 0.20)	2.335
J2218-0335	2216-038	22:18:52.20	-03:35:36.89	KVNCS1.1.3	1.19 (± 0.18)	0.901
J2219+1806	2216+178	22:19:14.16	18:06:35.64	KVNCS1.2.2	0.16 (± 0.04)	1.071
J2222+1213	2220+119	22:22:53.04	12:13:49.80	KVNCS1.2.2	0.42 (± 0.03)	KVNCS1.2.2	0.27 (± 0.07)	...
J2223+6249	2221+625	22:23:18.24	62:49:33.96	KVNCS1.3.1	0.31 (± 0.03)	KVNCS1.3.1	0.35 (± 0.10)	...
J2225+2118	2223+210	22:25:37.92	21:18:06.48	KVNCS1.2.2	1.52 (± 0.06)	KVNCS1.2.2	1.17 (± 0.09)	1.959
J2225-0457	3C446	22:25:47.28	-04:57:01.40	KVNCS1.1.3	5.13 (± 0.31)	KVNCS1.1.3	2.91 (± 0.80)	1.404
J2229-0832	2227-088	22:29:40.20	-08:32:54.42	KVNCS1.1.3	1.58 (± 0.25)	KVNCS1.1.3	1.69 (± 0.51)	1.560
J2230-1325	2227-136	22:30:15.48	-13:25:42.96	KVNCS1.2.2	0.55 (± 0.05)	KVNCS1.2.2	0.39 (± 0.07)	1.420
J2230+6946	2229+695	22:30:36.36	69:46:28.20	KVNCS1.2.2	0.57 (± 0.10)	KVNCS1.2.2	0.34 (± 0.09)	1.413
J2231-1422	2228-146	22:31:39.72	-14:22:22.80	KVNCS1.3.1	0.35 (± 0.03)	KVNCS1.3.1	0.32 (± 0.08)	...
J2232-1659	2229-172	22:32:22.56	-16:59:02.04	KVNCS1.2.2	0.28 (± 0.04)	1.780
J2232+1143	CTA102	22:32:36.24	11:43:50.88	KVNCS1.1.3	3.08 (± 0.21)	KVNCS1.1.3	1.50 (± 0.46)	1.037
J2236-1706	2233-173	22:36:09.36	-17:06:21.96	KVNCS1.2.2	0.26 (± 0.03)	0.647
J2236+2828	2234+282	22:36:22.32	28:28:57.36	KVNCS1.1.2	1.21 (± 0.16)	0.795
J2236-2309	2233-234	22:36:26.28	-23:09:26.64	KVNCS1.3.1	0.28 (± 0.04)
J2236-1433	2233-148	22:36:34.20	-14:33:22.32	KVNCS1.2.2	0.45 (± 0.04)	KVNCS1.2.2	0.49 (± 0.10)	0.325
J2238+2749	2235+275	22:38:12.84	27:49:52.68	KVNCS1.2.2	0.17 (± 0.04)	0.835
J2238+1242	2236+124	22:38:34.44	12:42:50.76	KVNCS1.2.2	0.25 (± 0.03)	0.335 [†]
J2240+5133	2238+512	22:40:19.92	51:33:11.88	KVNCS1.3.1	0.15 (± 0.03)
J2241+4120	2238+410	22:41:07.08	41:20:11.76	KVNCS1.2.1	0.33 (± 0.11)	0.726
J2241+0953	2239+096	22:41:49.56	09:53:52.44	KVNCS1.2.1	0.77 (± 0.08)	1.707
J2243-2544	2240-260	22:43:26.40	-25:44:30.84	KVNCS1.3.1	0.51 (± 0.02)	0.774
J2244+4057	2241+406	22:44:12.84	40:57:13.68	KVNCS1.2.1	0.91 (± 0.13)	KVNCS1.2.1	0.82 (± 0.27)	1.171
J2245+0324	2242+031	22:45:28.44	03:24:08.86	KVNCS1.2.2	0.27 (± 0.07)	1.340
J2245-0755	2243-081	22:45:48.96	-07:55:19.38	KVNCS1.3.1	0.09 (± 0.02)	1.685 [†]

Table 2 continued on next page

Table 2 (*continued*)

IAU name (J2000) (1)	IVS name (2)	R.A. [hh:mm:ss] (3)	Dec. [°:':"] (4)	Obs. code (5)	Flux density ($\pm 1\sigma$) [Jy] (6)	Obs. code (7)	Flux density ($\pm 1\sigma$) [Jy] (8)	Redshift (z) (9)
J2246-1206	2243-123	22:46:18.12	-12:06:51.12	KVNCS1.1.3	2.28 (± 0.18)	KVNCS1.1.3	1.42 (± 0.42)	0.632
J2247+0000	2244-002	22:47:30.12	00:00:06.46	KVNCS1.1.3	0.67 (± 0.14)	0.094
J2247-1237	2245-128	22:47:52.80	-12:37:19.56	KVNCS1.2.2	0.48 (± 0.05)	1.892
J2247+0310	2245+029	22:47:58.56	03:10:42.35	KVNCS1.2.1	0.31 (± 0.08)	1.571
J2248+3718	2246+370	22:48:37.80	37:18:12.60	KVNCS1.3.1	0.19 (± 0.02)	1.541 ^{††}
J2249+2107	2246+208	22:49:00.48	21:07:03.00	KVNCS1.2.2	0.45 (± 0.04)	KVNCS1.2.2	0.30 (± 0.07)	1.274
J2249-3039	2246-309	22:49:19.20	-30:39:12.60	KVNCS1.2.2	0.24 (± 0.04)	1.305
J2249+1136	2247+113	22:49:54.48	11:36:30.96	KVNCS1.2.1	0.36 (± 0.08)	0.026
J2250+5550	2248+555	22:50:42.72	55:50:14.64	KVNCS1.2.1	0.30 (± 0.07)
J2253+1942	2250+194	22:53:07.44	19:42:34.56	KVNCS1.2.2	0.42 (± 0.04)	0.284
J2253+3236	2250+323	22:53:12.48	32:36:04.32	KVNCS1.2.2	0.44 (± 0.04)
J2253+1608	3C454.3	22:53:57.84	16:08:53.52	KVNCS1.1.3	23.02 (± 1.28)	KVNCS1.1.3	20.65 (± 4.79)	0.859
J2254+2445	2251+244	22:54:09.36	24:45:23.40	KVNCS1.2.2	0.25 (± 0.04)	2.328 ^{††}
J2254+1341	2251+134	22:54:20.88	13:41:48.84	KVNCS1.1.3	0.87 (± 0.13)	0.673
J2255-0844	2252-089	22:55:04.08	-08:44:04.02	KVNCS1.2.2	0.23 (± 0.03)	0.606
J2255+4202	2253+417	22:55:36.84	42:02:52.44	KVNCS1.2.1	0.65 (± 0.14)	KVNCS1.2.1	0.67 (± 0.22)	1.476
J2256-2011	2254-204	22:56:41.28	-20:11:40.56	KVNCS1.2.2	0.82 (± 0.05)	KVNCS1.2.2	0.55 (± 0.08)	...
J2257+0743	2254+074	22:57:17.28	07:43:12.29	KVNCS1.2.2	0.53 (± 0.05)	KVNCS1.2.2	0.37 (± 0.07)	0.190
J2257+0243	2254+024	22:57:17.64	02:43:17.51	KVNCS1.2.2	0.29 (± 0.04)	KVNCS1.2.2	0.27 (± 0.05)	2.081
J2258-2758	2255-282	22:58:05.88	-27:58:21.36	KVNCS1.1.3	2.32 (± 0.23)	KVNCS1.1.3	1.53 (± 0.40)	0.926
J2258-2758	2255-282	22:58:05.88	-27:58:21.36	KVNCS1.2.2	3.52 (± 0.35)	0.926
J2300+1655	2258+166	23:00:42.84	16:55:14.52	KVNCS1.2.2	0.64 (± 0.05)	KVNCS1.2.2	0.53 (± 0.08)	...
J2301-0158	2258-022	23:01:08.04	-01:58:04.58	KVNCS1.1.3	0.76 (± 0.16)	0.778
J2301+3726	2259+371	23:01:27.84	37:26:49.20	KVNCS1.2.2	0.50 (± 0.07)	2.179
J2301+0609	2259+058	23:01:53.40	06:09:12.82	KVNCS1.2.2	0.26 (± 0.02)	KVNCS1.2.2	0.24 (± 0.07)	1.089
J2303-1841	2300-189	23:03:02.88	-18:41:25.80	KVNCS1.1.3	0.59 (± 0.18)	0.129
J2304+2331	2302+232	23:04:36.48	23:31:07.68	KVNCS1.2.2	0.24 (± 0.05)	KVNCS1.2.2	0.34 (± 0.08)	1.244
J2306-0459	2303-052	23:06:15.48	-04:59:48.30	KVNCS1.3.1	0.31 (± 0.03)	KVNCS1.3.1	0.23 (± 0.07)	1.139
J2307-2247	2304-230	23:07:38.64	-22:47:53.16	KVNCS1.2.2	0.34 (± 0.06)	KVNCS1.2.2	0.25 (± 0.06)	...
J2308+0946	2306+095	23:08:44.16	09:46:26.11	KVNCS1.2.1	0.36 (± 0.08)
J2310+1055	2307+106	23:10:28.56	10:55:30.72	KVNCS1.2.2	0.30 (± 0.05)	0.494
J2311+3425	2308+341	23:11:05.28	34:25:10.92	KVNCS1.0.1	1.07 (± 0.16)	1.817
J2311+3425	2308+341	23:11:05.28	34:25:10.92	KVNCS1.2.2	1.16 (± 0.07)	KVNCS1.2.2	1.11 (± 0.11)	1.817
J2311+3425	2308+341	23:11:05.28	34:25:10.92	KVNCS1.3.2	1.34 (± 0.10)	KVNCS1.3.2	1.38 (± 0.26)	1.817
J2311+4543	2309+454	23:11:47.40	45:43:55.92	KVNCS1.1.2	0.61 (± 0.11)	1.447
J2311+4543	2309+454	23:11:47.40	45:43:55.92	KVNCS1.1.3	0.65 (± 0.19)	1.447
J2312+7241	2310+724	23:12:19.80	72:41:26.88	KVNCS1.2.2	0.27 (± 0.05)	KVNCS1.2.2	0.31 (± 0.05)	...
J2320+0513	2318+049	23:20:44.88	05:13:49.94	KVNCS1.1.3	0.95 (± 0.21)	0.622
J2321-0827	2318-087	23:21:18.36	-08:27:21.53	KVNCS1.3.1	0.16 (± 0.02)	3.164
J2321+3204	2319+317	23:21:55.08	32:04:07.68	KVNCS1.1.2	0.54 (± 0.10)	1.489
J2321+2732	2319+272	23:21:59.76	27:32:46.32	KVNCS1.2.2	0.70 (± 0.03)	KVNCS1.2.2	0.66 (± 0.08)	1.253
J2322+4445	2319+444	23:22:20.28	44:45:42.48	KVNCS1.1.2	0.54 (± 0.13)	1.310 ^{††}
J2322+5057	2320+506	23:22:26.04	50:57:51.84	KVNCS1.0.1	1.37 (± 0.16)	KVNCS1.0.1	1.43 (± 0.37)	1.279
J2322+5057	2320+506	23:22:26.04	50:57:51.84	KVNCS1.2.2	1.13 (± 0.29)	1.279
J2322+5057	2320+506	23:22:26.04	50:57:51.84	KVNCS1.3.2	1.29 (± 0.08)	KVNCS1.3.2	1.24 (± 0.23)	1.279
J2322+1843	2319+184	23:22:28.56	18:43:24.96	KVNCS1.2.2	0.17 (± 0.04)	1.728
J2322+0812	2320+079	23:22:36.12	08:12:01.58	KVNCS1.2.1	0.30 (± 0.05)	2.090
J2323-0150	2320-021	23:23:04.56	-01:50:48.12	KVNCS1.3.1	0.16 (± 0.02)	1.774
J2323-0317	2320-035	23:23:31.92	-03:17:05.03	KVNCS1.2.2	0.96 (± 0.04)	KVNCS1.2.2	0.84 (± 0.09)	1.410

Table 2 continued on next page

Table 2 (*continued*)

IAU name (J2000)	IVS name	R.A. [hh:mm:ss]	Dec. [°:':"]	Obs. code	Flux density ($\pm 1\sigma$) [Jy]	Obs. code	Flux density ($\pm 1\sigma$) [Jy]	Redshift (z)
(1)	(2)	(3)	(4)	(5)	(6)	(7)	(8)	(9)
J2327+1524	2324+151	23:27:21.96	15:24:37.44	KVNCS1.2.2	0.28 (± 0.04)	0.046
J2327+0940	2325+093	23:27:33.48	09:40:09.48	KVNCS1.1.3	0.97 (± 0.13)	1.843
J2327+1533	2325+152	23:27:36.00	15:33:09.72	KVNCS1.2.2	0.27 (± 0.03)	0.988
J2327-1447	2325-150	23:27:47.88	-14:47:55.68	KVNCS1.2.2	0.43 (± 0.04)	KVNCS1.2.2	0.28 (± 0.07)	2.465
J2330+3348	2327+335	23:30:13.68	33:48:36.36	KVNCS1.1.2	0.37 (± 0.09)	1.809
J2330+3348	2327+335	23:30:13.68	33:48:36.36	KVNCS1.2.2	0.37 (± 0.05)	1.809
J2330+3155	2328+316	23:30:46.08	31:55:33.60	KVNCS1.3.1	0.20 (± 0.03)
J2331-1556	2329-162	23:31:38.64	-15:56:57.12	KVNCS1.1.3	0.75 (± 0.22)	1.153
J2332+0838	2330+083	23:32:57.48	08:38:10.43	KVNCS1.2.1	0.42 (± 0.08)
J2333-0131	2330-017	23:33:16.56	-01:31:07.39	KVNCS1.3.1	0.18 (± 0.02)	1.062
J2333-2343	2331-240	23:33:55.08	-23:43:40.80	KVNCS1.1.3	1.10 (± 0.20)	0.048
J2334+0736	2331+073	23:34:12.72	07:36:27.54	KVNCS1.1.3	1.04 (± 0.13)	KVNCS1.1.3	1.23 (± 0.32)	0.401
J2335-2907	2332-293	23:35:18.60	-29:07:16.68	KVNCS1.3.1	0.28 (± 0.02)	0.931
J2335-0131	2332-017	23:35:20.40	-01:31:09.59	KVNCS1.3.1	0.41 (± 0.02)	1.184
J2337-1752	2335-181	23:37:56.64	-17:52:20.28	KVNCS1.3.1	0.30 (± 0.03)	1.446
J2337-0230	2335-027	23:37:57.36	-02:30:57.64	KVNCS1.1.3	0.69 (± 0.17)	KVNCS1.1.3	0.98 (± 0.30)	1.072
J2339+6010	2336+598	23:39:21.24	60:10:12.00	KVNCS1.3.1	0.35 (± 0.03)
J2340+2641	2337+264	23:40:28.92	26:41:56.76	KVNCS1.2.2	0.41 (± 0.04)	0.372
J2341+1928	2338+191	23:41:18.96	19:28:05.52	KVNCS1.3.1	0.22 (± 0.02)	1.780
J2343+2339	2340+233	23:43:12.36	23:39:45.72	KVNCS1.3.1	0.22 (± 0.03)	1.328
J2343+1543	2341+154	23:43:42.60	15:43:03.00	KVNCS1.3.1	0.11 (± 0.02)	1.446
J2346+0930	2344+09A	23:46:36.84	09:30:45.50	KVNCS1.2.2	0.73 (± 0.06)	KVNCS1.2.2	0.46 (± 0.06)	0.677
J2347+2719	2345+270	23:47:35.16	27:19:01.56	KVNCS1.3.1	0.13 (± 0.03)	0.646
J2348-1631	2345-167	23:48:02.52	-16:31:12.00	KVNCS1.1.3	1.57 (± 0.18)	KVNCS1.1.3	1.68 (± 0.43)	0.576
J2348-0425	2345-047	23:48:11.88	-04:25:56.39	KVNCS1.2.2	0.29 (± 0.04)	KVNCS1.2.2	0.33 (± 0.09)	1.106
J2349+3849	2346+385	23:49:21.00	38:49:17.40	KVNCS1.0.1	0.58 (± 0.15)	1.032
J2349+3849	2346+385	23:49:21.00	38:49:17.40	KVNCS1.1.2	0.58 (± 0.07)	1.032
J2350+1106	2347+108	23:50:02.04	11:06:36.72	KVNCS1.3.1	0.25 (± 0.03)	0.921
J2352+7044	2350+704	23:52:52.68	70:44:48.48	KVNCS1.3.1	0.14 (± 0.03)	KVNCS1.3.1	0.16 (± 0.04)	...
J2353+5518	2351+550	23:53:42.36	55:18:40.68	KVNCS1.3.2	0.14 (± 0.02)	1.927
J2354+4553	2351+456	23:54:21.60	45:53:04.20	KVNCS1.0.1	0.65 (± 0.21)	1.992
J2354+4553	2351+456	23:54:21.60	45:53:04.20	KVNCS1.1.2	0.75 (± 0.08)	1.992
J2354-1513	2351-154	23:54:30.24	-15:13:11.28	KVNCS1.2.2	0.67 (± 0.04)	2.668
J2357-0152	2354-021	23:57:25.20	-01:52:15.49	KVNCS1.2.2	0.19 (± 0.05)	0.812
J2357-1125	2354-117	23:57:31.32	-11:25:39.00	KVNCS1.1.3	0.94 (± 0.09)	0.960
J2358-1020	2355-106	23:58:10.92	-10:20:08.52	KVNCS1.1.3	0.67 (± 0.15)	1.636
J2358+3922	2356+390	23:58:59.88	39:22:28.20	KVNCS1.2.1	0.56 (± 0.11)	1.198
J2359+3850	2356+385	23:59:33.00	38:50:42.36	KVNCS1.2.2	0.40 (± 0.03)	2.704
J2359-3133	2357-318	23:59:35.52	-31:33:43.92	KVNCS1.2.2	0.52 (± 0.04)	0.990

NOTE—(1) IAU name (J2000), (2) IVS names, (3) and (4) are R.A. and Declination taken from the VCS1–5, respectively, (5) and (6) the observation name and source flux density with 1σ errors in the blanket at K band, respectively, (7) and (8) are the same with (5) and (6) at Q band. (9) redshifts (z) of 1137 sources, come from NASA/IPAC Extragalactic Database (NED) and Sloan Digital Sky Survey DR13.

* These redshift are taken from SDSS DR13.

† The z–flag of these sources in NED are PHOT which means the photometric redshift.

†† The z–flag of these sources in NED are UNCERTAIN which means the uncertain redshift.