

Follow-up of *eROSITA* and *Euclid* Galaxy Clusters with *XMM-Newton*

T.H. Reiprich^{1,*}

Argelander Institute for Astronomy, Bonn University, Auf dem Hügel 71, 53121 Bonn, Germany

Received 01 Oct 2016, accepted 30 Nov 2016

Published online later

Key words surveys, cosmology: large-scale structure, cosmological parameters, galaxies: clusters: general, X-rays: galaxies: clusters

A revolution in galaxy cluster science is only a few years away. The survey machines *eROSITA* and *Euclid* will provide cluster samples of never-before-seen statistical quality. *XMM-Newton* will be the key instrument to exploit these rich datasets in terms of detailed follow-up of the cluster hot gas content, systematically characterizing sub-samples as well as exotic new objects.

© 2017 WILEY-VCH Verlag GmbH & Co. KGaA, Weinheim

1 Introduction

Do we still need *XMM-Newton* in ~ 2020 – 2030 for galaxy cluster and cosmology studies? The answer is a very clear “yes!” because (i) *eROSITA* and *Euclid* will discover tens to hundreds of thousands of new clusters, revealing rare, exotic ones with features never before seen and worthy of detailed study; (ii) systematic follow-up of subsamples is required to characterize and understand these large samples, for both cluster astrophysics and cosmology; (iii) *XMM-Newton* will stay the most efficient instrument for hot (~ 5 – 10 keV) clusters; (iv) these new clusters will start flowing in end of 2018 – and they will keep flowing for a decade.

2 What will *eROSITA* and *Euclid* provide?

2.1 *eROSITA*

eROSITA is the primary instrument to be launched aboard *Spektr-RG* end of 2017 (e.g., Predehl et al. 2014). It will perform an X-ray all-sky survey more than one order of magnitude more sensitive than the *ROSAT* All-Sky Survey. The main science driver is to constrain the properties of dark energy with galaxy clusters but breakthroughs can be expected for almost all other astrophysical objects as well (e.g., Merloni et al. 2012). About 100,000 clusters are expected to be discovered and used for cosmological tests, with a median redshift $z \sim 0.3$ and a tail extending to $z > 1$ (e.g., Pillepich et al. 2012). Typical cluster masses at the median redshift will be a few times $10^{14} M_{\odot}$ (e.g., Borm et al. 2014). A constant dark energy equation of state is expected to be constrained to $\sim 3\%$ and the 2σ figure-of-merit (FoM) introduced in the Dark Energy Task Force (DETF) report (Albrecht et al. 2006) reaches about 55 when combined with

Planck constraints (Pillepich et al., in prep.; Borm et al., in prep.). These forecasts assume cluster redshifts to be available and the X-ray luminosity–mass scaling relation from Vikhlinin et al. (2009) with uncertainties reduced by a factor of four, as optimistically assumed to be available at the end of the *eROSITA* survey (~ 2022).

2.2 *Euclid*

Euclid is a medium class mission (M2) in ESA’s Cosmic Vision program expected to be launched end of 2020. Its primary science driver is the study of dark energy mainly using gravitational lensing (cosmic shear) and baryon acoustic oscillations (BAOs) by performing a visible/near-infrared imaging-spectroscopy survey over $\sim 15,000$ sq.deg (e.g., Laureijs et al. 2011). It is designed to achieve a (1σ ; i.e., different from the above DETF definition) FoM > 400 . Additional science includes the detection of up to 10^6 galaxy clusters out to $z \sim 2$ and their use for cosmology (e.g., assuming perfectly known scaling relations, 1σ FoM > 800 , Sartoris et al. 2016).

3 How will *XMM-Newton* be useful?

An important ingredient for the *eROSITA* cosmology analysis is the X-ray luminosity–mass scaling relation, which exhibits significant intrinsic scatter, and this applies similarly to galaxy-based mass estimators to be employed for the *Euclid* analysis. A large scatter generally implies that measurement uncertainties for the parameters used to model the relation and its evolution based on small cluster samples are also large. The scatter of the X-ray temperature–mass relation, on the other hand, is comparatively small. Potentially, even tighter cosmological constraints could be obtained if gas temperatures were available (e.g., Borm et al., in prep.). However, in this case, the limiting factor for cosmological

* Corresponding author: e-mail: reiprich@astro.uni-bonn.de

Selection Function

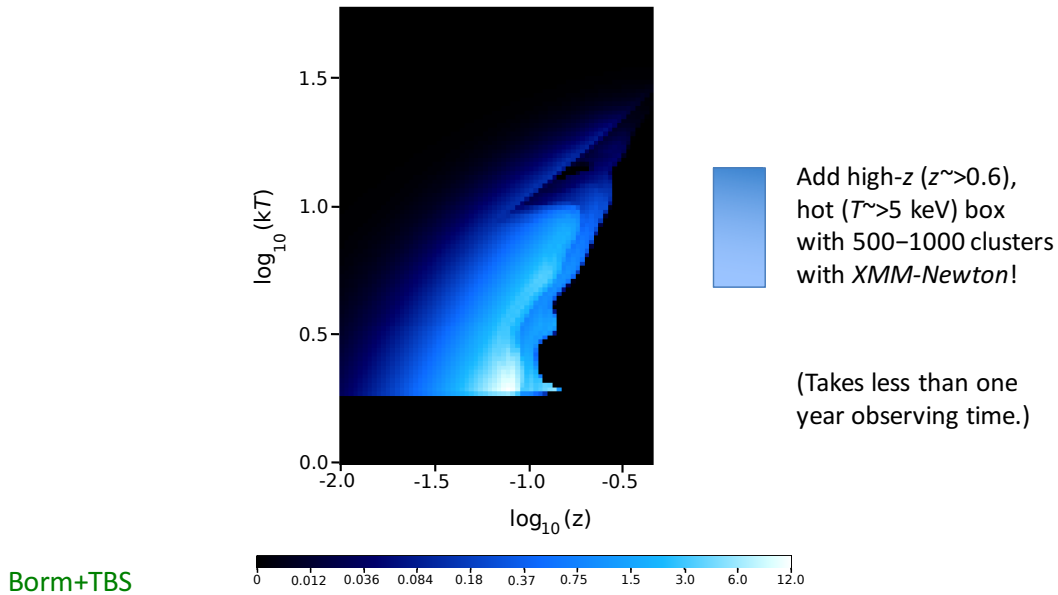


Fig. 1 Preliminary expected selection function of *eROSITA* clusters with measured temperatures (Borm et al. 2014; Borm et al., in prep.). The x-axis shows the logarithmic redshift and the y-axis the logarithmic measured (from simulations) X-ray temperature in units of keV. The color scale shows the number of clusters per pixel; i.e., black means zero clusters and white about 12 clusters per bin. The blue box to the right qualitatively illustrates the selection region for dedicated *XMM-Newton* follow-up of 500–1,000 clusters expected to improve cosmological constraints significantly. Neither the location nor the color of this box is meant to be interpreted quantitatively.

power quickly becomes the reduction in cluster numbers since temperature measurements are about an order of magnitude more costly in terms of required exposure time than X-ray luminosity; for example, the *eROSITA* survey itself will provide temperatures for “only” about 2,000 clusters, and only at low redshift (up to $z \sim 0.15$) where the leverage on the evolution of the cluster number density is small (Fig. 1, and Borm et al. 2014). At low redshift, the cluster number density does not depend strongly on the dark energy equation of state, so improvements on those constraints from *eROSITA*-only temperature measurements will be small.

This is where *XMM-Newton* comes into play. It could be used to provide gas temperatures of hot (> 5 keV) clusters at higher redshifts (> 0.6) (approximated by the blue box in Fig. 1) missing from the direct *eROSITA* measurements and allowing us to constrain the cluster redshift evolution. *XMM-Newton* will likely stay the most efficient instrument to measure gas temperatures of hot clusters until the launch of ESA’s L2 large class mission *Athena* in 2028 due to its large effective area at high photon energies

(Fig. 2). Of course, combining temperatures measured with *eROSITA* and *XMM-Newton* requires a significant cross-calibration effort to quantify systematic differences accurately; but this can be done as has already been demonstrated for the *Chandra* and *XMM-Newton* instruments (e.g., Schellenberger et al. 2015).

Would such an *XMM-Newton* program be feasible in practice? The first (out of 8 in total) all-sky survey will be completed ~ 9 months after the *eROSITA/Spektr-RG* launch. A robust cluster catalog including redshifts is currently expected to be available about two years later. Therefore, for a launch end of 2017, a first multi-cycle *XMM-Newton* program could be proposed around October 2020. A proposal extending to fainter clusters could come a few years later, if the initial results look promising. While quantitative projections are not yet available, a total number of 500–1,000 hot clusters with precise temperature measurements beyond $z \sim 0.6$ is expected to make a big qualitative difference in terms of cosmological constraints. Many more such clusters will actually be available from the *eROSITA* catalog (e.g., more than 1,000 hot clusters are expected even be-

XMM-Newton LPs on Clusters
<http://www.cosmos.esa.int/web/xmm-newton/large-programmes>

AO	PI	Title	# obs	ks	cat	# paps	cat
3	Boehringer	XMM legacy-type program for the study of galaxy cluster structure	32	891	LP	71	Clusters of Galaxies
4	Arnaud	Probing structure formation physics with the evolution of clusters properties	13	600	LP	36	Clusters of Galaxies
6	Fabian	The X-ray coolest gas in nearby cool core clusters	6	463	LP	19	Clusters of Galaxies
7	Arnaud	The dark matter distribution in high redshift clusters: probing evolution.	3	373	LP	5	Clusters of Galaxies
8	Sun	Building a representative sample of local galaxy groups	5	330	LP	2	Clusters of Galaxies
8	Sanders	The X-ray coolest gas in cool core clusters: NGC 5044 and Zw3146	3	306	LP	5	Clusters of Galaxies
9	Sarazin	The Physics of Cosmic Shocks: The NW Merger Shock and Radio Relic in Abell 3667	3	311	LP	1	Clusters of Galaxies
9,10	Arnaud	Planck Clusters of Galaxies	50	500	DDT	8	Clusters of Galaxies
10	Zhang	XMM-Subaru: Complete High Precision Study of Galaxy Clusters for Modern Cosmology	20	650	LP	0	Clusters of Galaxies
10	Andersson	A combined X-ray and SZ study of the growth of cosmic structure	9	599	LP	1	Clusters of Galaxies
10	Boehringer	A new Cosmological Study Approach with a Volume Limited X-ray Cluster Sample	47	604	LP	0	Clusters of Galaxies
11	Jones	Characterizing Planck ESZ Clusters	40	700	LP	0	Clusters of Galaxies
11	Arnaud	Unveiling the most massive clusters at $z > 0.5$ with Planck and XMM-Newton.	25	745	LP	0	Clusters of Galaxies
12	Boehringer	A new Cosmological Study Approach with a Volume Limited X-ray Cluster Sample	26	302	LP	0	Clusters of Galaxies
12	Arnaud	Unveiling the most massive Planck clusters at $z > 0.5$ (XMM LP re-observations).	8	189	LP	0	Clusters of Galaxies
12	de Plaa	The XMM-Newton view of chemical enrichment in bright galaxy clusters and groups	19	1628	VLP	0	Clusters of Galaxies
13	Arnaud	The dark matter distribution in $0.9 < z < 1.1$ clusters	6	567	LP	0	Clusters of Galaxies
13	Eckert	The XMM-Newton Cluster Outskirts Project (X-COP)	39	1209	VLP	0	Clusters of Galaxies
14	Reiprich	eeHIFLUGCS: X-Ray Masses for a Complete Sample of about 400 Galaxy Clusters	63	789	LP	0	Clusters of Galaxies
5	Pierre	The XMM Large Scale Structure Survey	46	600	LP	29	Cosmology & Deep Fields
6	Boehringer	A Coordinated XMM, SZE and Optical Survey for Galaxy Cluster Cosmology	42	490	LP	10	Cosmology & Deep Fields
9	Allen	New Cosmological Constraints from X-ray Clusters	45	390	LP	0	Cosmology & Deep Fields
9	Finoguenov	DEEP2XMM: Signposts of galaxy transformation	15	492	LP	0	Cosmology & Deep Fields
10,11	Pierre	The ultimate XMM extragalactic survey	225	2900	VLP	0	Cosmology & Deep Fields

Fig. 3 LPs and VLPs. Based on <http://www.cosmos.esa.int/web/xmm-newton/large-programmes> as of May 2016.

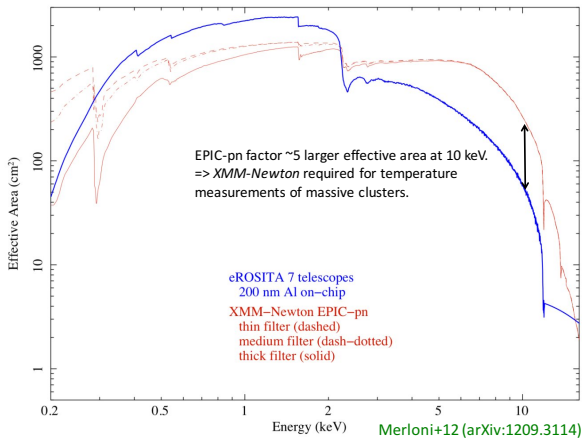


Fig. 2 Comparison of XMM-Newton EPIC-pn and eROSITA effective area as a function of photon energy. While eROSITA outperforms EPIC-pn at soft energies, XMM-Newton is significantly more efficient at high energies (> 5 keV). Adapted from Merloni et al. (2012).

yond $z \sim 1$, Pillepich et al. 2012, Section 9.3). A thorough feasibility study will have to be carried out for such a proposal at the time, of course; for an educated guess, one can consider that precise single temperature measurements of massive higher redshift clusters require about 10–


20 ks. Performing such measurements for 500–1,000 clusters, therefore, takes about 10 Ms; i.e., less than one year of typical XMM-Newton time per Announcement of Opportunity (AO; ~ 14 Ms). More realistically, adding a soft-proton-flare-factor (~ 1.4), this comes out to pretty much one year in total. However, this would naturally be spread over multiple cycles; e.g., for five cycles, this would amount to $\sim 20\%$ of the total time. So, per AO, this would even fit well within the existing Very Large Programme category (up to 3 Ms).

In addition to the specific cosmology example above, XMM-Newton will play a key role for other galaxy cluster science areas. To provide some background for this, let us have a look at previous Large and Very Large Programmes (LPs, VLPs) performed with XMM-Newton in the field of galaxy clusters. Fig. 3 lists LPs and VLPs with a relation to galaxy clusters according to the XMM-Newton website. As is obvious from the titles and number of observations, the large majority of (V)LPs observe samples of clusters, typically selected in a well-defined way from larger parent samples. Such follow-up observations of complete sub-samples (e.g., eeHIFLUGCS, Fig. 4) often serve two purposes: (i) to constrain population properties in a systematic way with corrections for selection effects, and (ii) to discover rare, new, unexpected, and exciting phenomena.

An example for the latter has been provided by Schellenberger & Reiprich (2015, see, e.g.,

E.g., *eeHIFLUGCS*

XMM-Newton Observations Completed in April



From H. Zohren, F. Pacaud

Fig. 4 Some *eeHIFLUGCS* clusters recently observed with *XMM-Newton*. Notice the great variety of morphologies – e.g., sloshing and merging signatures, double clusters, some centrally peaked but also a number of low surface brightness objects – that appears when following-up complete samples down to low fluxes. Reduction and analysis by H. Zohren and F. Pacaud. The *XMM-Newton* image on the upper right comes from the *XMM-Newton* website.

<http://chandra.harvard.edu/photo/2015/z8338/>). In systematic sample follow-up observations, they discovered a large galaxy, apparently falling in or passing by a cluster, exhibiting one of the longest X-ray tails ever observed for a single galaxy. Even more surprisingly, the tail has been *completely* stripped off the galaxy, including the high density head. Further theoretical and observational studies of this system will provide detailed insights into stripping processes and gas microphysics.

Naively, one might think one has to be quite lucky to run into such rare systems. That is, however, not the case. In order to systematically discover phenomena that occur, say, in only $\sim 1\%$ of the population, one simply has to follow-up in detail >100 objects. With *XMM-Newton* and *Chandra* we have now entered the era where 100s of well-selected objects are indeed being followed up. In the future, given the new large parent samples provided by *eROSITA* and *Euclid*, we will be able to find striking objects that occur only once in $>1,000$ clusters!

4 Suggestions for future *XMM-Newton* observing strategies

Based on the above assessment and examples, some suggestions for modifications (or not) of the current *XMM-Newton* observing strategies are outlined below.

- Improve the possibility for very large systematic studies of statistically meaningful, representative, and complete samples further; e.g., >3 Ms programs, maybe split over >2 cycles.
- Keep the possibility to study individual interesting targets with short ($\ll 100$ ks) and long exposures ($\gg 100$ ks). Such targets may, e.g., be found through systematic follow-up observations of large samples.
- Encourage Time Allocation Committees (TACs) to look more favorably upon completing “the last 10% of the sample.” The naive \sqrt{N} argument often does not apply to well-selected samples. For instance, the unobserved 10% will likely not be drawn from the same parent population as the full sample if the follow-up plan includes a large fraction of independent archival observations (i.e., observations of “interesting” individual objects proposed because of their special properties).

Therefore, an unknown selection bias would be introduced that cannot be corrected for.

- Require a minimum (flare-corrected) exposure of >6 ks, unless specifically justified, e.g., for variability studies, since *eROSITA* will provide ~ 1.6 ks anywhere.
- Increase the efficiency by observing low-surface brightness objects at low-flare-risk periods. For example, typically, the exposure for all flared times is lost for low-surface brightness objects, often resulting in science being partially or completely lost, while this is not necessarily the case for very bright point sources.

Acknowledgements. THR acknowledges support by the German Research Association (DFG) through grant RE 1462/6 and through the Transregional Collaborative Research Centre TRR33 The Dark Universe (project B18) as well as by the German Aerospace Agency (DLR) with funds from the Ministry of Economy and Technology (BMW) through grant 50 OR 1608.

References

- Albrecht, A., Bernstein, G., Cahn, R., Freedman, W. L., Hewitt, J., Hu, W., Huth, J., Kamionkowski, M., Kolb, E. W., Knox, L., Mather, J. C., Staggs, S., & Suntzeff, N. B. 2006, *ArXiv Astrophysics e-prints*, astro-ph/0609591
- Born, K., Reiprich, T. H., Mohammed, I., & Lovisari, L. 2014, *A&A*, 567, A65
- Laureijs, R., Amiaux, J., Arduini, S., Auguères, J., Brinchmann, J., Cole, R., Cropper, M., Dabin, C., Duvet, L., Ealet, A., & et al. 2011, *arXiv:1110.3193*
- Merloni, A., Predehl, P., Becker, W., Böhringer, H., Boller, T., Brunner, H., Brusa, M., Dennerl, K., Freyberg, M., Friedrich, P., Georgakakis, A., Haberl, F., Hasinger, G., Meidinger, N., Mohr, J., Nandra, K., Rau, A., Reiprich, T. H., Robrade, J., Salvato, M., Santangelo, A., Sasaki, M., Schwope, A., Wilms, J., & German eROSITA Consortium. 2012, *arXiv:1209.3114*
- Pillepich, A., Porciani, C., & Reiprich, T. H. 2012, *MNRAS*, 422, 44
- Predehl, P., Andritschke, R., Becker, W., Bornemann, W., Bräuninger, H., Brunner, H., Boller, T., Burwitz, V., Burkert, W., Clerc, N., Churazov, E., Coutinho, D., Dennerl, K., Eder, J., Emberger, V., Eraerds, T., Freyberg, M. J., Friedrich, P., Fürmetz, M., Georgakakis, A., Grossberger, C., Haberl, F., Hälker, O., Hartner, G., Hasinger, G., Hoelzl, J., Huber, H., von Kienlin, A., Kink, W., Kreykenbohm, I., Lamer, G., Lomakin, I., Lapchov, I., Lovisari, L., Meidinger, N., Merloni, A., Micca, B., Mohr, J., Müller, S., Nandra, K., Pacaud, F., Pavlinsky, M. N., Perinati, E., Pfeffermann, E., Pietschner, D., Reiffers, J., Reiprich, T., Robrade, J., Salvato, M., Santangelo, A. E., Sasaki, M., Scheuerle, H., Schmid, C., Schmitt, J., Schwope, A. D., Sunyaev, R., Tenzer, C., Tiedemann, L., Xu, W., Yaroshenko, V., Walther, S., Wille, M., Wilms, J., & Zhang, Y.-Y. 2014, in *Society of Photo-Optical Instrumentation Engineers (SPIE) Conference Series*, Vol. 9144, 1
- Sartoris, B., Biviano, A., Fedeli, C., Bartlett, J. G., Borgani, S., Costanzi, M., Giocoli, C., Moscardini, L., Weller, J., Ascaso, B., Bardelli, S., Maurogordato, S., & Viana, P. T. P. 2016, *MNRAS*, 459, 1764
- Schellenberger, G. & Reiprich, T. H. 2015, *A&A*, 583, L2
- Schellenberger, G., Reiprich, T. H., Lovisari, L., Nevalainen, J., & David, L. 2015, *A&A*, 575, A30
- Vikhlinin, A., Burenin, R. A., Ebeling, H., Forman, W. R., Hornstrup, A., Jones, C., Kravtsov, A. V., Murray, S. S., Nagai, D., Quintana, H., & Voevodkin, A. 2009, *ApJ*, 692, 1033