

Search for a hidden strange baryon-meson bound state from ϕ production in a nuclear medium

Haiyan Gao,^{1,2} Hongxia Huang,^{1,3,*} Tianbo Liu,^{1,2,†}

Jialun Ping,³ Fan Wang,⁴ and Zhiwen Zhao¹

¹*Department of Physics, Duke University, Durham, North Carolina 27708, U.S.A.*

²*Duke Kunshan University, Kunshan, Jiangsu 215316, China*

³*Department of Physics, Nanjing Normal University, Nanjing, Jiangsu 210097, China*

⁴*Department of Physics, Nanjing University, Nanjing, Jiangsu 210093, China*

Abstract

We investigate the hidden strange light baryon-meson system. With the resonating-group method, two bound states, $\eta - N$ and $\phi - N$, are found in the quark delocalization color screening model. Focusing on the $\phi - N$ bound state around 1950 MeV, we obtain the total decay width of about 4 MeV by calculating the phase shifts in the resonance scattering processes. In order to study the feasibility of an experimental search for the $\phi - N$ bound state, we perform a Monte Carlo simulation of the bound state production with an electron beam and a gold target. In the simulation, we use the CLAS12 detector with the Forward Tagger and the BONUS12 detector in Hall B at Jefferson Lab. Both the signal and the background channels are estimated. We demonstrate that the signal events can be separated from the background with some momentum cuts. Therefore it is feasible to experimentally search for the $\phi - N$ bound state through the near threshold ϕ meson production from heavy nuclei.

PACS numbers: 14.20.Pt, 12.39.Pn, 25.30.Rw, 13.60.Le

* hxhuang@nju.edu.cn

† liutb@jlab.org

I. INTRODUCTION

The study of multi-quark states is one of the most active frontiers since the establishment of the quark model by Gell-Mann and Zweig [1, 2]. Jaffe was the first to carry out quantitative studies [3], and Lipkin extended the idea to pentaquarks [4]. As the fundamental theory of the strong interaction, the quantum chromodynamics (QCD) does not forbid the existence of pentaquark states. Recently, the discovery of hidden charm pentaquark candidates was reported by LHCb [5], and it invoked a renewed interest in this field [6].

It is pointed out by Brodsky, Schmidt, and de Téramond that the QCD van de Waals interaction, mediated by multi-gluon exchanges, will dominate the interaction between two hadrons when they have no common quarks [7]. It was further shown by Luke, Manohar, and Savage that the QCD van de Waals force is enhanced at low relative velocities between the two [8]. This finding supports the prediction that a nucleon/nucleus-charmonium bound state can be produced near the charm production threshold. As an analogy, a $\phi - N$ bound state is predicted by Gao, Lee, and Marinov [9]. It is also pointed out that the subthreshold quasifree ϕ meson photoproduction inside a nuclear medium will enhance the probability for the formation of the $\phi - N$ bound state. In addition, some chiral quark model calculation [10] and lattice QCD calculation [11] in recent years also support the existence of such kind of bound state. On the other hand, the $\phi - N$ bound state can be viewed as a hidden strange pentaquark state. A comparison with the hidden charm pentaquark candidates will unveil the flavor dependent effect in hadron physics. Thus the experimental search for the $\phi - N$ bound state is of great interest and will improve our understanding of the strong interaction.

In this paper, we carry out a front-to-end study of the search for the $\phi - N$ bound state. We perform a calculation with the quark delocalization color screening model (QDCSM) [12–14], which is developed aiming to understand the similarities between nuclear and molecular forces despite different scales. In this model, the intermediate-range attraction is achieved by the quark delocalization, which is like the electron percolation in molecules. The color screening provides an effective description of the hidden color channel coupling [15], and leads to the possibility of the quark delocalization. The QDCSM has been utilized to investigate the baryon-baryon scattering phase shifts in the framework of the resonating group method (RGM). It provides a good description of the nucleon-nucleon and nucleon-hyperon interactions and the deuteron properties [14, 16–18]. Some dibaryon candidates are also

studied with this model [19, 20]. The one of particular interest is a narrow resonance $N - \Omega$ state [21], which is proposed for searches in heavy ion collisions and a hadron beam experiment with a newly developed automatic scanning system [22]. Moreover the hidden charm pentaquark candidates, $\eta_c - N$ and $J/\psi - N$ bound states, are also studied in QDCSM [23]. As the strangeness counterpart, we study the hidden strange system with a light baryon and a light meson in the QDCSM. Some baryon-meson bound states are found from the model calculation, and one of them is the $\phi - N$ bound state. The decay properties of this bound state are calculated from the phase shifts of the resonance scatterings. To investigate the feasibility of an experimental search for this bound state, we study the production of this bound state from the near threshold ϕ production process in a nuclear medium as suggested in [9]. Particularly, we choose a gold target as an example, and perform a Monte Carlo simulation with electron beams at Jefferson Lab and detectors in Hall B. Events with scattered electrons detected by the Forward Tagger [24] and pK^+K^- detected by the CLAS12 [25] and the BONUS12 [26] are selected to reconstruct the bound state. Both the signal and the background are estimated in the simulation. With a set of momentum cuts motivated by the previous study [27], we demonstrate that the signal events can be separated from the background. Therefore it is possible to search for the $\phi - N$ bound state in experiments.

The paper is organized as follows. In section II, we briefly introduce the quark delocalization color screening model, and then we calculate the properties of the hidden strange baryon-meson system in section III. Focusing on the $\phi - N$ bound state, we investigate the production process, and perform a simulation to show the feasibility of the experimental search for this state in section IV. The discussion and the conclusion are drawn in the last section.

II. QUARK DELOCALIZATION COLOR SCREENING MODEL

As described in [12–14, 17–20], the Hamiltonian of QDCSM is expressed as

$$H = \sum_{i=1}^5 \left(m_i + \frac{\mathbf{p}_i^2}{2m_i} \right) - T_c + \sum_{i<j} [V^G(r_{ij}) + V^X(r_{ij}) + V^C(r_{ij})], \quad (1)$$

where

$$V^G(r_{ij}) = \frac{1}{4} \alpha_s \boldsymbol{\lambda}_i \cdot \boldsymbol{\lambda}_j \left[\frac{1}{r_{ij}} - \frac{\pi}{2} \left(\frac{1}{m_i^2} + \frac{1}{m_j^2} + \frac{4\boldsymbol{\sigma}_i \cdot \boldsymbol{\sigma}_j}{3m_i m_j} \right) \delta(r_{ij}) - \frac{3}{4m_i m_j r_{ij}^3} S_{ij} \right], \quad (2)$$

$$V^\chi(r_{ij}) = \frac{1}{3}\alpha_{\text{ch}}\frac{\Lambda_\chi^2}{\Lambda_\chi^2 - m_\chi^2}m_\chi \left\{ \left[Y(m_\chi r_{ij}) - \frac{\Lambda_\chi^3}{m_\chi^3}Y(\Lambda_\chi r_{ij}) \right] \boldsymbol{\sigma}_i \cdot \boldsymbol{\sigma}_j + \left[H(m_\chi r_{ij}) - \frac{\Lambda_\chi^3}{m_\chi^3}H(\Lambda_\chi r_{ij}) \right] S_{ij} \right\} \boldsymbol{\tau}_i \cdot \boldsymbol{\tau}_j, \quad \chi = \pi, K, \eta \quad (3)$$

$$V^C(r_{ij}) = -a_c \boldsymbol{\lambda}_i \cdot \boldsymbol{\lambda}_j [f(r_{ij}) + V_0], \quad (4)$$

$$f(r_{ij}) = \begin{cases} r_{ij}^2 & \text{if } i, j \text{ occur in the same baryon orbit} \\ \frac{1 - e^{-\mu_{ij} r_{ij}^2}}{\mu_{ij}} & \text{if } i, j \text{ occur in different baryon orbits} \end{cases}$$

The S_{ij} is the quark tensor operator:

$$S_{ij} = \frac{(\boldsymbol{\sigma}_i \cdot \mathbf{r}_{ij})(\boldsymbol{\sigma}_j \cdot \mathbf{r}_{ij})}{r_{ij}^2} - \frac{1}{3}\boldsymbol{\sigma}_i \cdot \boldsymbol{\sigma}_j, \quad (5)$$

and the subscripts i, j denote the quark index in the system. The $\boldsymbol{\sigma}$ and the $\boldsymbol{\tau}$ are Pauli matrices that respectively describe the spin and the isospin spaces, and the $\boldsymbol{\lambda}$ s are the Gell-Mann matrices that describe the color degrees of freedom. The $Y(x)$ and $H(x)$ are the standard Yukawa functions [28], the T_c is the center-of-mass kinetic energy, the α_{ch} is the chiral coupling constant which is usually determined from the πN scatterings, the Λ_χ is the chiral symmetry breaking scale, and the α_s is the quark-gluon strong coupling constant. In order to cover the energy range from up and down quarks to strange quarks, one can introduce an effective running coupling as [29]

$$\alpha_s(\mu) = \frac{\alpha_s(\mu_0)}{\ln \frac{\mu^2 + \mu_0^2}{\Lambda_0^2}}. \quad (6)$$

In the phenomenological confinement potential V^C , the color screening parameter μ_{ij} is determined by fitting the deuteron properties, NN scattering phase shifts, and $N\Lambda$ and $N\Sigma$ scattering cross sections as $\mu_{qq} = 0.45 \text{ fm}^{-2}$ and $\mu_{ss} = 0.08 \text{ fm}^{-2}$ where q represents u or d and μ_{qs} is constrained by $\mu_{qs}^2 = \mu_{qq}\mu_{ss}$.

The quark delocalization effect is realized by specifying the single particle orbital wave function in QDCSM as a linear combination of left and right Gaussians as

$$\psi_\alpha(\mathbf{s}_i, \epsilon) = (\phi_\alpha(\mathbf{s}_i) + \epsilon\phi_\alpha(-\mathbf{s}_i)) / N(\epsilon), \quad (7)$$

$$\psi_\beta(-\mathbf{s}_i, \epsilon) = (\phi_\beta(-\mathbf{s}_i) + \epsilon\phi_\beta(\mathbf{s}_i)) / N(\epsilon), \quad (8)$$

where

$$N(\epsilon) = \sqrt{1 + \epsilon^2 + 2\epsilon e^{-s_i^2/4b^2}}, \quad (9)$$

$$\phi_\alpha(\mathbf{s}_i) = \left(\frac{1}{\pi b^2}\right)^{3/4} e^{-\frac{1}{2b^2}(\mathbf{r}_\alpha - \frac{2}{5}\mathbf{s}_i/2)^2}, \quad (10)$$

$$\phi_\beta(-\mathbf{s}_i) = \left(\frac{1}{\pi b^2}\right)^{3/4} e^{-\frac{1}{2b^2}(\mathbf{r}_\beta + \frac{3}{5}\mathbf{s}_i/2)^2}. \quad (11)$$

The \mathbf{s}_i , $i = 1, 2, \dots, n$, are the generating coordinates, which are introduced to expand the relative motion wave function [14, 17, 18]. The mixing parameter $\epsilon(\mathbf{s}_i)$ is variationally determined by the dynamics of the multiquark system. This procedure allows the multiquark system to choose its favorable configuration with the interactions, and has been used to explain the cross-over transition between the hadron phase and the quark-gluon plasma phase [30]. In order to test the sensitivity of the model parameters, three sets of parameters, labeled as QDCSM1, QDCSM2, and QDCSM3, are used in the calculations as listed in Table I. The set in QDCSM1 is taken from the work of dibaryons [21], the one in QDCSM2 is obtained by fitting the spectra of ground state mesons, and the one in QDCSM3 is obtained by fitting the spectra of ground state baryons and mesons.

TABLE I. Three sets of model parameters discussed in this work: $m_\pi = 0.7 \text{ fm}^{-1}$, $m_K = 2.51 \text{ fm}^{-1}$, $m_\eta = 2.77 \text{ fm}^{-1}$, $\Lambda_\pi = 4.2 \text{ fm}^{-1}$, $\Lambda_K = 5.2 \text{ fm}^{-1}$, $\Lambda_\eta = 5.2 \text{ fm}^{-1}$, $\alpha_{\text{ch}} = 0.027$.

	QDCSM1	QDCSM2	QDCSM3
m_u/MeV	313	313	313
m_s/MeV	573	559	608
b/fm	0.518	0.518	0.518
$a_c/\text{MeV fm}^{-2}$	58.0	55.9	41.1
V_0/fm^2	-1.29	-0.49	-0.93
$\alpha_s(\mu_0)$	0.51	0.92	1.60
Λ_0/MeV	300	353	217
μ_0/MeV	445.81	441.80	416.30

TABLE II. The coupling channels of each quantum number.

J^P	$^{2S+1}L_J$	Channels
$\frac{1}{2}^-$	$^2S_{\frac{1}{2}}$	$N\eta, N\phi, \Lambda K, \Lambda K^*, \Sigma K, \Sigma K^*, \Sigma^* K^*$
	$^4D_{\frac{1}{2}}$	$N\phi, \Lambda K^*, \Sigma K^*, \Sigma^* K, \Sigma^* K^*$
$\frac{3}{2}^-$	$^2D_{\frac{3}{2}}$	$N\eta, N\phi, \Lambda K, \Lambda K^*, \Sigma K, \Sigma K^*, \Sigma^* K^*$
	$^4S_{\frac{3}{2}}(^4D_{\frac{3}{2}})$	$N\phi, \Lambda K^*, \Sigma K^*, \Sigma^* K, \Sigma^* K^*$
$\frac{5}{2}^-$	$^2D_{\frac{5}{2}}$	$N\eta, N\phi, \Lambda K, \Lambda K^*, \Sigma K, \Sigma K^*, \Sigma^* K^*$
	$^4D_{\frac{5}{2}}$	$N\phi, \Lambda K^*, \Sigma K^*, \Sigma^* K, \Sigma^* K^*$
$\frac{1}{2}^+$	$^2P_{\frac{1}{2}}$	$N\eta, N\phi, \Lambda K, \Lambda K^*, \Sigma K, \Sigma K^*, \Sigma^* K^*$
	$^4P_{\frac{1}{2}}$	$N\phi, \Lambda K^*, \Sigma K^*, \Sigma^* K, \Sigma^* K^*$
$\frac{3}{2}^+$	$^2P_{\frac{3}{2}}$	$N\eta, N\phi, \Lambda K, \Lambda K^*, \Sigma K, \Sigma K^*, \Sigma^* K^*$
	$^4P_{\frac{3}{2}}$	$N\phi, \Lambda K^*, \Sigma K^*, \Sigma^* K, \Sigma^* K^*$
$\frac{5}{2}^+$	$^4P_{\frac{5}{2}}$	$N\phi, \Lambda K^*, \Sigma K^*, \Sigma^* K, \Sigma^* K^*$

III. HIDDEN STRANGE BARYON-MESON SYSTEM IN THE QDCSM

In this section, we calculate the hidden strange light baryon-meson system with isospin $I = \frac{1}{2}$ and $J^P = \frac{1}{2}^\pm, \frac{3}{2}^\pm$, and $\frac{5}{2}^\pm$ of S , P , and D partial waves in the framework of RGM [31]. As listed in Table II, the channel coupling effects are taken into account.

To investigate if the baryon-meson bound state can be formed, the resonating-group equation has to be solved. We expand the relative motion wave function between two clusters on Gaussian bases, and then the integro-differential resonating-group equation reduces to an algebraic eigenequation with the energy of the system as the eigenvalues. Practically, the baryon-meson separation is restricted to no greater than 6 fm to keep the dimension of the matrix manageable. We find none of the P -wave or D -wave states in Table II can form a bound state, even if the channel coupling effect is taken into account. The reason is that the interaction of the P -wave and D -wave channels is repulsive, and thus leads to the energies above the threshold. For the S -wave channels, the bound state is solved with the binding energies and the masses of each individual channel and of all coupled channels, as shown in Table III. We need to mention that the mass of the bound state can be generally splitted into three terms as the baryon mass M_{baryon} , the meson mass M_{meson} , and the binding energy

TABLE III. The binding energy and the total energy of each individual channel and all coupled channels for the two S -wave bound states with the quantum numbers $J^P = \frac{1}{2}^-$ and $\frac{3}{2}^-$. The values are provided in unit of MeV, and the ‘ub’ represents unbound.

Channel	$J^P = \frac{1}{2}^-$			$J^P = \frac{3}{2}^-$		
	QDCSM1	QDCSM2	QDCSM3	QDCSM1	QDCSM2	QDCSM3
$N\eta$	ub	ub	ub	—	—	—
$N\phi$	ub	ub	ub	ub	ub	ub
ΛK	ub	ub	ub	—	—	—
ΛK^*	ub	ub	ub	ub	ub	ub
ΣK	-6.7/1681.3	-26.8/1661.2	-4.9/1683.1	—	—	—
ΣK^*	-8.9/2076.1	-30.6/2054.4	-22.4/2062.2	-21.6/2063.4	-21.1/2063.9	-21.2/2063.8
$\Sigma^* K$	—	—	—	-10.4/1869.6	-15.5/1864.5	-11.1/1868.9
$\Sigma^* K^*$	-17.3/2259.7	-87.0/2190.0	-73.9/2203.1	-11.3/2265.7	-18.4/2258.6	-27.2/2249.8
coupled	-16.0/1881.0	-20.0/1877.0	-24.3/1872.7	-10.1/1948.9	-7.7/1951.3	-1.6/1957.4

from interactions M_{int} . In order to minimize the theoretical deviations, the former two terms, M_{baryon} and M_{meson} , are shifted to the experimental values in [32].

For single channel calculations, neither ΛK or ΛK^* is bound. This agrees with the repulsive nature of the interaction between Λ and K (or K^*). The attractions of $N\eta$ and $N\phi$ channels are too weak to bind the two particles, while the strong attractive interaction between Σ (or Σ^*) and K (or K^*) leads to the total energy below the threshold of the two particles. However, including the channel-coupling effect, we find a $J^P = \frac{1}{2}^-$ bound state with $N\eta$ as the main component and a $J^P = \frac{3}{2}^-$ bound state with $N\phi$ as the main component. Therefore the channel-coupling effect plays an important role in the quark model calculation of the baryon-meson bound state. With the three sets of model parameters, the mass of the $\eta - N$ bound state varies from 1872.7 MeV to 1881.0 MeV, and the mass of the $\phi - N$ bound state varies from 1948.9 MeV to 1957.4 MeV.

For the main purpose of this paper, we only focus on the $\phi - N$ bound state from now on. Since it has the same quantum number of N baryon states, we label it as $N_{s\bar{s}}$ to indicate its hidden strange structure. To obtain the decay width of $N_{s\bar{s}}$, we calculate the phase shifts of various possible scattering channels which couple to the S -wave $J^P = \frac{3}{2}^-$ channels. The

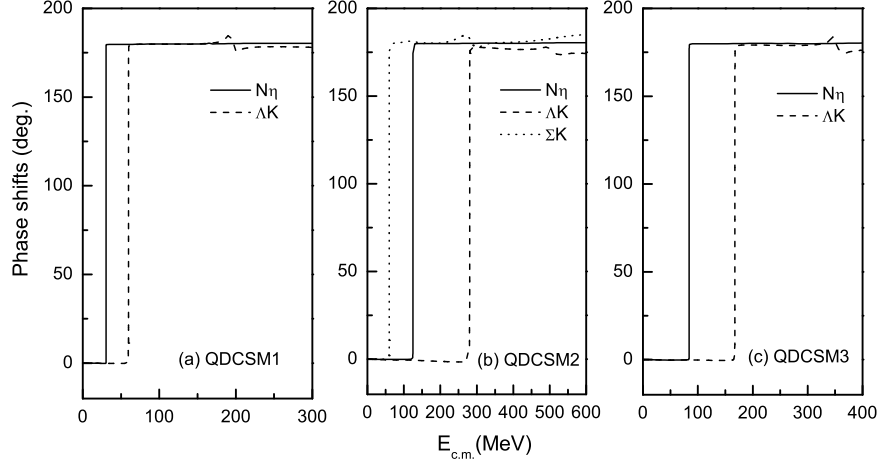


FIG. 1. The phase shifts of different scattering channels for the $J^P = \frac{3}{2}^-$ systems.

phase shift results are shown in Fig. 1. The coupling to the ${}^2D_{\frac{3}{2}}$ open channel changes the $N_{s\bar{s}}$ bound state into an elastic resonance with the phase shifted by π at the resonance mass. The two-body decay channels are $N\eta$, ΛK , and ΣK . We need to note that the theoretical kaon mass in QDCSM1 and QDCSM3 is larger than the real mass, and results in the total energy of ΣK being above the $N_{s\bar{s}}$ mass. Thus the ΣK decay channel is forbidden with these two parameter sets.

The mass of $N_{s\bar{s}}$ bound state can be obtained from the resonance phase shift point via the relation

$$M = M_{\text{baryon}} + M_{\text{meson}} + E_{\text{c.m.}}, \quad (12)$$

where $E_{\text{c.m.}}$ is the incoming kinetic energy of the two scattering particles in the center-of-mass frame, and the other two terms, M_{baryon} and M_{meson} , are shifted to the experimental values [32]. As shown in Table IV, the resonance mass values from different scattering channels are equal to each other within the numerical precision. We should point out that the small difference between the mass value from the resonance scattering approach and the one from the Hamiltonian eigenequations is due to the tensor coupling.

The phase shifts in Fig. 1 show a narrow resonance, and the decay width of the $N_{s\bar{s}}$ to each channel is obtained from the shape of the resonance. The small width is due to the tensor coupling. This is similar to the case of $N - \Omega$ state, which is also a narrow resonance in the D -wave $\Lambda\Xi$ scattering process [20, 21].

Apart from the decay channels calculated above, the decay of $N_{s\bar{s}}$ bound state can also

TABLE IV. The $N_{s\bar{s}}$ bound state mass calculated from the ${}^2D_{3/2}$ scattering channels. The values are provided in unit of MeV.

Scattering channel	QDCSM1	QDCSM2	QDCSM3
$N\eta$	1947.998	1949.485	1955.988
ΛK	1947.975	1949.480	1955.910
ΣK	--	1949.597	--

TABLE V. The decay widths and branch ratios of each decay channel of $N_{s\bar{s}}$ bound state.

Decay channel	QDCSM1		QDCSM2		QDCSM3	
	$\Gamma_i(\text{MeV})$	$\Gamma_i/\Gamma(\%)$	$\Gamma_i(\text{MeV})$	$\Gamma_i/\Gamma(\%)$	$\Gamma_i(\text{MeV})$	$\Gamma_i/\Gamma(\%)$
$N\eta$	0.002	0.1	0.022	0.5	0.009	0.2
ΛK	0.011	0.3	0.120	2.9	0.055	1.2
ΣK	--	0.0	0.060	1.5	--	0.0
ϕ decays	3.619	99.6	3.892	95.1	4.616	98.6

be caused by the ϕ meson decay in the system, and the partial width due to the ϕ meson decay is not negligible. Following the procedure in [33], the nucleon-bound ϕ meson decay width is related to the free ϕ meson decay width. Since the charged kaon and the neutral kaon are not differentiated in our model, the total width of ϕ meson decay induced channels are calculated by dividing the partial width of the K^+K^- channel by the average branch ratio of the K^+K^- and the $K_L^0K_S^0$ channels. In Table V, we summarize $N_{s\bar{s}}$ decay widths and branch ratios of each channel, and the one induced by ϕ meson decays is dominant in our model calculation.

IV. THE $\phi - N$ BOUND STATE PRODUCTION ON A NUCLEAR TARGET

It is pointed out in [9] that the subthreshold production of ϕ meson inside a nuclear medium will enhance the probability of the formation of the $\phi - N$ bound state. In this section, we take a gold target as an example to study the production of the $N_{s\bar{s}}$ bound state, and show the feasibility of the experimental search by simulation. For simplicity, we will only present the results with the parameter set of QDCSM2, and similar results are expected

with the other two parameter sets.

As illustrated in Fig. 2, the reaction takes place in two steps. Firstly the ϕ meson is produced from a nucleon in a nuclear medium, and then it interacts with another nucleon around to form the bound state $N_{s\bar{s}}$. The amplitude of the formation of the bound state can be calculated from the effective potential $V_{\text{eff}}(r)$ and the radial wave function $R(r)$ as

$$F(Q) = \langle N_{s\bar{s}} | V_{\text{eff}} | \phi(\mathbf{Q}), N(-\mathbf{Q}) \rangle = \frac{\sqrt{4\pi}}{(2\pi)^{3/2}} \int \frac{\sin(Qr)}{Qr} V_{\text{eff}}(r) R(r) r^2 dr, \quad (13)$$

where Q is the incoming momentum of the ϕ meson in the center-of-mass frame of the $N\phi$ system. Using the effective potential and the wave function in Fig. 3, which are calculated in the QDCSM, we get the amplitude result as shown in Fig. 4.

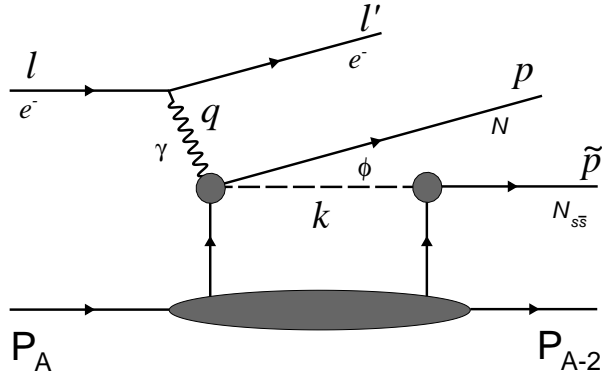


FIG. 2. The mechanism of $N_{s\bar{s}}$ bound state electroproduction on a nuclear target.

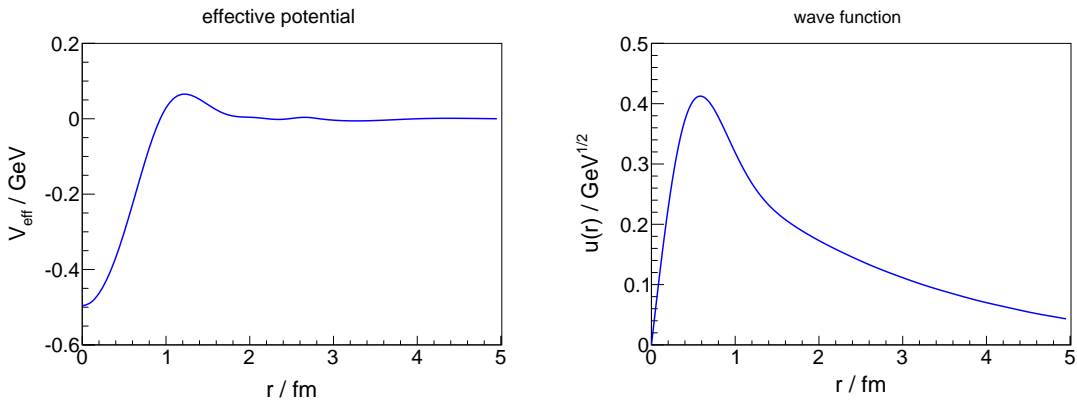


FIG. 3. (color online) The effective potential between ϕ and N (left), and the radial wave function $u(r) = rR(r)$ of the bound state $N_{s\bar{s}}$ (right).

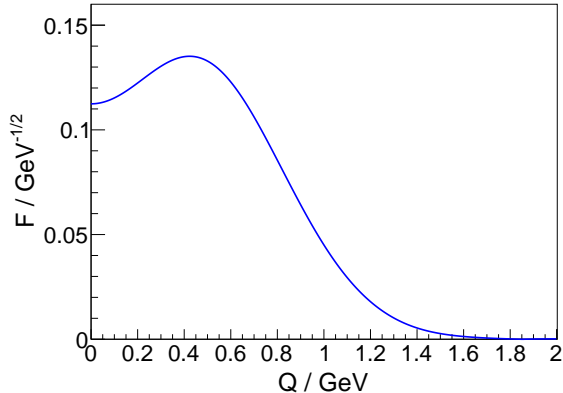


FIG. 4. (color online) The amplitude $F(Q)$ of the $N_{s\bar{s}}$ bound state formation. The Q is the relative momentum of the $N\phi$ system.

For the ϕ meson production, the amplitude is extracted from the ϕ meson near threshold photoproduction differential cross section data in [34] via

$$\frac{d\sigma}{d\cos\theta} = \frac{|\mathcal{M}|^2}{32\pi q_c(E_N(q_c) + q_c)} \frac{Q_c}{E_\phi(Q_c) + E_N(Q_c)}, \quad (14)$$

where \mathcal{M} is the invariant amplitude, q_c is the relative momentum of the incoming γN system, and Q_c is the relative momentum of the outgoing ϕN system. The θ represents the polar angle of the produced ϕ meson in the center-of-mass frame with respect to the direction of the incoming photon. The spin dependent effects are neglected here. Namely the extracted amplitude is spin averaged.

Due to the momentum mismatch, it is not likely to find the $N_{s\bar{s}}$ bound state in the ϕ production from a proton target. With the help of the fermi motion, the probability of the bound state formation is expected to be enhanced in the ϕ meson sub- or near-threshold production from heavy nuclei. Therefore we choose gold (^{197}Au) as the target here. To describe bound nucleons in a gold nucleus, we extract the momentum and the energy distributions of nucleons inside a gold nucleus from the data in [35]. Here we assume an isotropic momentum distribution. The results are shown in Fig. 5.

Following the procedure in [9], we calculate the total cross section of the $N_{s\bar{s}}$ bound state photoproduction on a gold target. As shown in Fig. 6, the cross section of $N_{s\bar{s}}$ photoproduction has a maximum below the threshold $E_\gamma = 1.57$ GeV. This feature is consistent with the calculation in [9]. As expected, the cross section drops with the photon energy above

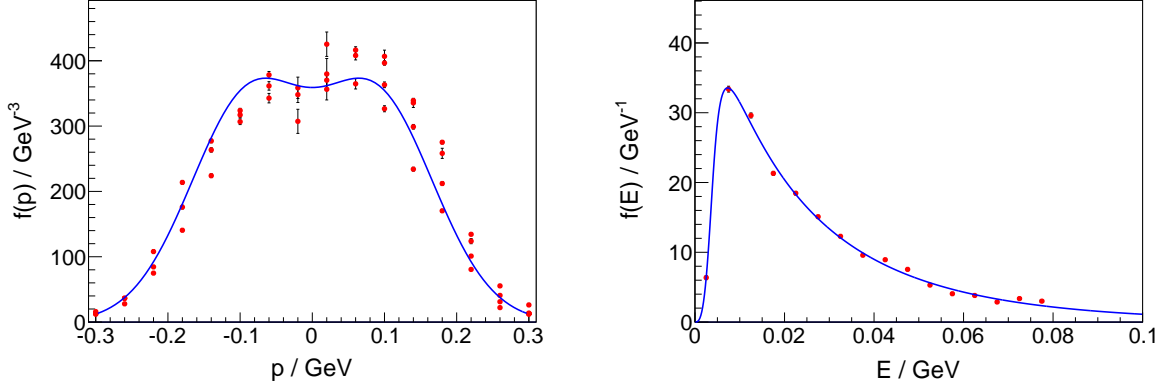


FIG. 5. (color online) The momentum (left) and the missing energy (right) distributions of nucleons inside a gold nucleus. The data are taken from Ref. [35], and the curves are the extracted distributions we use in the calculation and the simulation.

the threshold due to the increasing ϕN relative momentum.

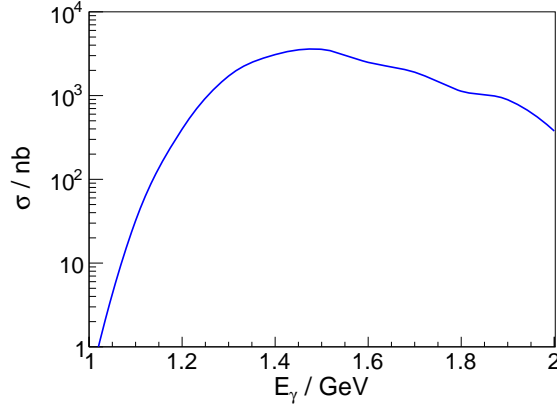


FIG. 6. (color online) The cross section of the $N_{s\bar{s}}$ bound state photoproduction on a gold target.

To investigate the feasibility of an experimental search for the $N_{s\bar{s}}$ bound state, we perform a simulation according to the configuration of CLAS12 at Jefferson Lab. Based on the calculation in the previous section, the $N_{s\bar{s}}$ decay is dominated by the ϕ meson decay. Thus the bound state can be reconstructed from the NKK channel. Due to the detection issue, we restrict the nucleon in the bound state to be a proton, which means the cross section is divided by a factor of $Z/A = 79/197$, since the proton and the neutron are not differentiated in our model calculation. In addition, the two kaons in the final state are required to be K^+K^- because of the difficulty of the K_L^0 detection. Assuming the same branch ratio of

the K^+K^- decay channel of the nucleon-bound ϕ meson as the one of the free ϕ meson, 48.9% [32], we obtain the branch ratio of the pK^+K^- decay channel for $N_{s\bar{s}}$ as 46.5% (see Table V).

Instead of the photoproduction, we perform the Monte Carlo simulation of the electroproduction with one photon exchange approximation as illustrated in Fig. 2, because photon beams will not be readily available for CLAS12 in Hall B at Jafferson Lab. The forward tagger [24], which covers the polar angle $2.5^\circ \sim 4.5^\circ$ and the energy above 0.5 GeV, can be used to detect the scattered electron in order to select the low Q^2 events. Apart from the scattered electron, a triple coincident detection of pK^+K^- in the final state is required to reconstruct the $N_{s\bar{s}}$ bound state.

In addition to the simulation of the signal channel, an estimation of the background is necessary to validate the experimental feasibility. In this study, four background channels are estimated. The first one is from the same reaction as the $N_{s\bar{s}}$ production process in Fig. 2, but the detected proton in the final state is not from the bound state decay. The second one is the ϕ meson production process without the formation of the bound state. As mentioned above, the amplitude extracted from the data in [34] is used in the simulation of this channel. The third one is the production of $\Lambda(1520)K^+$ with the $\Lambda(1520)$ decaying into pK^- . Similar to the ϕ production case, the amplitude of the near threshold production of $\Lambda(1520)K^+$ is extracted from the differential cross section data in [36]. In this process, the distributions of K^+ and K^- in the final state are different. The fourth one is the direct K^+K^- production near the threshold. In this case, we model the cross section by using the amplitude of ϕ production but replacing the mass with the invariant mass of the K^+K^- system. Actually the value of this amplitude is not very critical, because we can separate it from the signal as discussed below.

In the Monte Carlo simulation, we choose a 4.4 GeV electron beam with a 100 nA beam current and a 0.138 mm thickness gold target. It corresponds to the luminosity of $10^{35} eN \text{ cm}^{-2} \cdot \text{s}^{-1}$. The masses of ϕ and $\Lambda(1520)$ are sampled according to the Breit-Wigner distribution. The particles from decays are generated according to the phase space distribution in the center-of-mass frame and then boosted to the lab frame according to the four momentum of the parent particle. The mass and width of the $N_{s\bar{s}}$ bound state is chosen as 1950 MeV and 4.094 MeV according to the model calculation results in Tables IV and V. In Fig. 7, the invariant mass spectra of the pK^+K^- final state from the signal and

the background channels are compared. One can observe that the signal overlaps with the background in the pK^+K^- spectra.

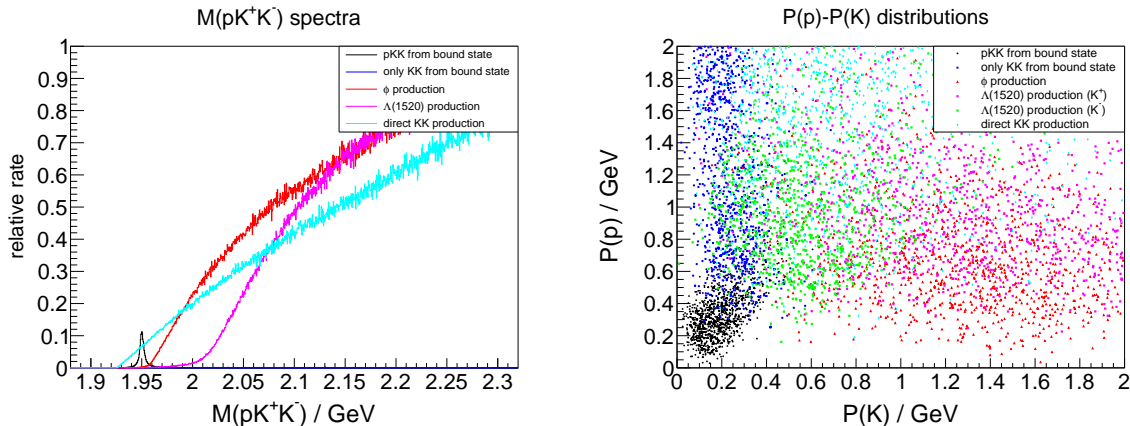


FIG. 7. (color online) The comparison between the signal and the background channels with the scattered electron detected by the forward tagger. The left panel shows the comparison of the relative rate in the invariant mass spectra of the pK^+K^- system. The right panel shows the momentum distributions of the proton and kaon produced from each channel. For better visibility, an equal number of points are plotted for each channel, and the density of the points reflects the distribution. The black and the blue curves or points are from the same reaction process, but the black ones represent the signal channel, and the blue ones represent the first background channel which means the proton is not from the bound state decay.

As suggested in [27], the signal could be separated from the background by using the information of the proton-kaon momentum correlation. In Fig. 7, we show the two-dimensional distribution of the proton and kaon momenta for each channel. It is clearly shown that the signal events are in the low momentum region. Therefore we apply the cuts $p(K^\pm) < 350$ MeV and $p(p) < 500$ MeV to remove the background events with relatively high momenta.

To improve the detection of the low momentum particles, we propose to use both the CLAS12 and the BONUS12 detectors in Hall B at Jefferson Lab. The BONUS12 is designed to be placed around the target with a polar angle coverage from 20° to 160° to detect low momentum particles [26]. In the simulation, the BONUS12 is set to detect the proton and charged kaons with momenta between 60 MeV and 200 MeV. For particles with momenta below 60 MeV, we assume no detections, and for particles with momenta above 200 MeV,

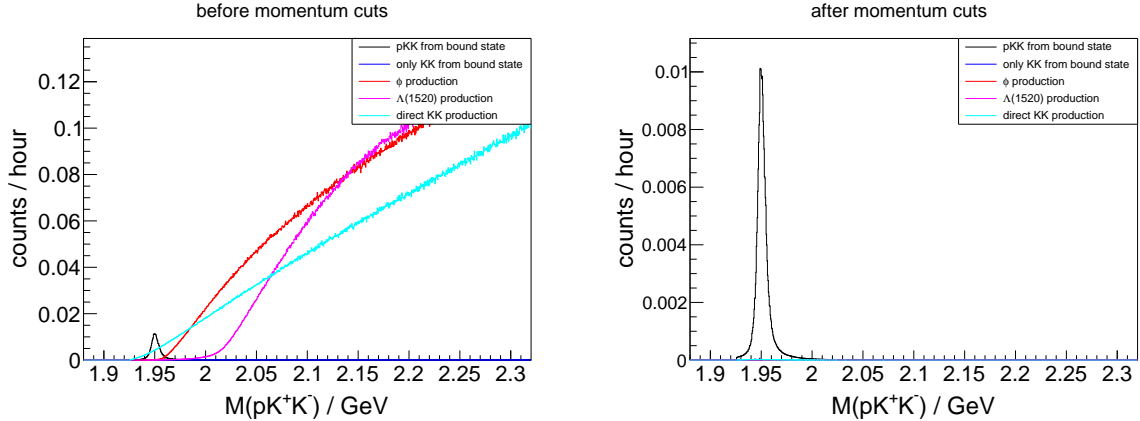


FIG. 8. (color online) The detected signal and background rates. The left panel shows the results before the momentum cuts $p(K) < 350$ MeV and $p(p) < 500$ MeV, and the right panel shows those after the momentum cuts. The momentum, the polar angle, and the azimuthal angle of the detected particles are all smeared according to the resolutions of the CLAS12 and the BONUS12.

we leave it to CLAS12 for possible detections. Besides, the energy loss in the target is taken into account based on the stopping power data by NIST [37], though the effect is negligible when the target is very thin. For CLAS12, the forward detector covers the polar angle from 5° to 35° , and the central detector covers the polar angle from 35° to 125° [38]. Since the BONUS12 is close to the target, the K^\pm decay effect is neglected if it is detected by BONUS12. However, a weighting factor is multiplied by assuming a 2 m traveling distance if the K^\pm is detected by CLAS12. To have more realistic estimation, we also smear the momentum, the polar angle, and the azimuthal angle of the detected particles according to the detector resolutions [26, 38]. The results are shown in Fig. 8. It shows that the momentum cuts significantly reduce the background. However, the signal rate in the region of $1940 \text{ MeV} < M(pK^+K^-) < 1960 \text{ MeV}$ drops from 2.0/hour before the momentum cuts to 1.8/hour after the cuts, *i.e.* only 10% signal events are removed by these cuts. In addition, assuming a total detector efficiency of 50%, we still have the signal rate as 0.9/hour.

Apart from the electroproduction as the example we presented above, the photoproduction can be a complementary approach to search for the bound state. It will be possible if in future the photon beam is available for CLAS12 in Hall B or the flux of the photon beam is enhanced for GlueX in Hall D. Experimental facilities other than those at Jefferson Lab may also find opportunities.

V. DISCUSSIONS AND CONCLUSIONS

In this paper, we investigate the feasibility of the experimental search for the $\phi - N$ bound state $N_{s\bar{s}}$, which is obtained from the calculation in the QDCSM. It can be viewed as a hidden strange pentaquark candidate.

We perform a calculation of the hidden strange light baryon-meson system in the QDCSM. By solving the algebraic resonating-group eigenequation, two bound states are found as one with $J^P = \frac{1}{2}^-$ dominated by the $N\eta$ component and the other one, labeled as $N_{s\bar{s}}$, with $J^P = \frac{3}{2}^-$ dominated by the $N\phi$ component. Comparing with the single channel calculations, we find that the channel coupling effect in the model is important to determine the existence of the bound state. The decay properties of $N_{s\bar{s}}$ are calculated from the phase shifts in the resonance scattering processes. As N and ϕ have no common quarks, a narrow width about 4 MeV is obtained for $N_{s\bar{s}}$.

Based on the results of QDCSM, we calculate the $N_{s\bar{s}}$ photoproduction cross section on a gold target. As expected, the cross section decreases with increasing photon energy above the ϕ production threshold, because the probability of the bound state formation drops as the relative momentum of the $N\phi$ system increases. Thus we propose to search for the $N_{s\bar{s}}$ bound state in the sub- or near-threshold ϕ productions from heavy nuclei.

The feasibility of the experimental search for the $N_{s\bar{s}}$ state is investigated via a simulation using the electron beam at Jefferson Lab and a forward tagger, the CLAS12, and the BONUS12 detectors. As concluded from the model calculation, the $N_{s\bar{s}}$ decay is dominated by the ϕ meson decay. The $N_{s\bar{s}}$ state can be reconstructed from the pK^+K^- events. The background channels with the same final state particles are also estimated. We show that the signal events can be separated from the background by applying a set of cuts to select relatively low momentum events. The cuts will significantly reject the background events with a cost of losing only about 10% of signal events. Assuming a total detector efficiency of 50%, the signal rate estimated from the simulation is about 0.9/hour. Therefore it is feasible to search for the $N_{s\bar{s}}$ bound state. If the photon beam is available for CLAS12 in future, the photoproduction can serve as a complementary approach. Other facilities apart from those at Jefferson Lab may also have the possibility to search for the bound state.

We should also emphasize that the estimation is only based on a model calculations. Although the QDCSM is proven successful in many situations, one can never claim the

existence of the $N_{s\bar{s}}$ bound state unless it is discovered experimentally. Even if it exists, the mass and the width may also deviate from the model predictions. Together with the hidden charm pentaquark candidates discovered by LHCb, the investigations of this hidden strange pentaquark candidate $N_{s\bar{s}}$ may unravel the flavor dependent properties and the structures of multiquark states. It will not only test the QDCSM and other phenomenological models, but also help advance our understanding of the strong interaction. Besides, the experimental search of the hidden strange pentaquark candidates is not a trivial extension of the hidden charm pentaquark states, because up to now almost all discovered multiquark states or candidates contain heavy quark components. The experimental exploration of light multiquark states is of unique significance to understand the structure of multiquark states. Therefore it deserves the efforts from both theories and experiments.

ACKNOWLEDGMENTS

This work is supported in part by U.S. Department of Energy under contract No. DEFG02-03ER41231 (H.G., T.L., Z.Z.). This work is also supported in part by the National Science Foundation of China under Contract Nos. 11675080 (H.H.), 11535005 (J.P., F.W., H.H.), the Natural Science Foundation of the Jiangsu Higher Education Institutions of China under Grant No. 16KJB140006 (H.H.), and Jiangsu Government Scholarship for Overseas Studies (H.H.). It is also supported in part by the Duke Kunshan University (H.G., T.L.). We thank Dipangkar Dutta for providing the data of nucleon energy and momentum distributions in gold nucleus.

-
- [1] M. Gell-Mann, *Phys. Lett.* **8**, 214 (1964).
 - [2] G. Zweig, Report No. CERN-TH-401, 1964.
 - [3] R. L. Jaffe, *Phys. Rev. D* **15**, 267 (1977).
 - [4] H. J. Lipkin, *Phys. Lett. B* **195**, 484 (1987).
 - [5] R. Aaij *et al.* (LHCb Collaboration), *Phys. Rev. Lett.* **115**, 072001 (2015), [arXiv:1507.03414 \[hep-ex\]](https://arxiv.org/abs/1507.03414).
 - [6] H.-X. Chen, W. Chen, X. Liu, and S.-L. Zhu, *Phys. Rep.* **639**, 1 (2016), [arXiv:1601.02092 \[hep-ph\]](https://arxiv.org/abs/1601.02092).

- [7] S. J. Brodsky, I. A. Schmidt, and G. F. de T eramond, *Phys. Rev. Lett.* **64**, 1011 (1990).
- [8] M. E. Luke, A. V. Manohar, and M. J. Savage, *Phys. Lett. B* **288**, 355 (1992), [hep-ph/9204219](#).
- [9] H. Gao, T. S. H. Lee, and V. Marinov, *Phys. Rev. C* **63**, 022201 (2001), [nucl-th/0010042](#).
- [10] F. Huang, Z. Y. Zhang, and Y. W. Yu, *Phys. Rev. C* **73**, 025207 (2006), [nucl-th/0512079](#).
- [11] S. R. Beane, E. Chang, S. D. Cohen, W. Detmold, H.-W. Lin, K. Orginos, A. Parre no, and M. J. Savage, *Phys. Rev. D* **91**, 114503 (2015), [arXiv:1410.7069 \[hep-lat\]](#).
- [12] F. Wang, G.-h. Wu, L.-j. Teng, and J. T. Goldman, *Phys. Rev. Lett.* **69**, 2901 (1992), [nucl-th/9210002](#).
- [13] G. Wu, L. Teng, J. L. Ping, F. Wang, and J. T. Goldman, *Phys. Rev. C* **53**, 1161 (1996).
- [14] H. R. Pang, J. L. Ping, F. Wang, and J. T. Goldman, *Phys. Rev. C* **65**, 014003 (2002), [nucl-th/0106056](#).
- [15] H. Huang, P. Xu, J. Ping, and F. Wang, *Phys. Rev. C* **84**, 064001 (2011), [arXiv:1109.5607 \[nucl-th\]](#).
- [16] J. L. Ping, F. Wang, and J. T. Goldman, *Phys. Rev. C* **65**, 044003 (2002), [nucl-th/0012011](#).
- [17] J. L. Ping, F. Wang, and J. T. Goldman, *Nucl. Phys.* **A657**, 95 (1999), [nucl-th/9812068](#).
- [18] G. h. Wu, J. L. Ping, L. j. Teng, F. Wang, and J. T. Goldman, *Nucl. Phys.* **A673**, 279 (2000), [nucl-th/9812079](#).
- [19] J. L. Ping, H. X. Huang, H. R. Pang, F. Wang, and C. W. Wong, *Phys. Rev. C* **79**, 024001 (2009), [arXiv:0806.0458 \[nucl-th\]](#).
- [20] M. Chen, H. Huang, J. Ping, and F. Wang, *Phys. Rev. C* **83**, 015202 (2011).
- [21] H. Huang, J. Ping, and F. Wang, *Phys. Rev. C* **92**, 065202 (2015), [arXiv:1507.07124 \[hep-ph\]](#).
- [22] J. Yoshida et al., talk in International Workshop on Hadron Nuclear Physics 2015, July 7-11, Krabi, Thailand, p.39 of Book of Abstracts HNP2015.
- [23] H. Huang, C. Deng, J. Ping, and F. Wang, *Eur. Phys. J. C* **76**, 624 (2016), [arXiv:1510.04648 \[hep-ph\]](#).
- [24] CLAS12 Forward Tagger technical design report, <https://www.ge.infn.it/~batta/jlab/ft-tdr.2.0.pdf>; see also, A. Celentano, thesis, https://www.jlab.org/Hall-B/general/thesis/Celentano_thesis.pdf.
- [25] CLAS12 website, <https://www.jlab.org/Hall-B/clas12-web/>.
- [26] J. Zhang, private communication; see also, https://www.jlab.org/exp_prog/proposals/06/PR12-06-113.pdf.

- [27] S. Liska, H. Gao, W. Chen, and X. Qian, *Phys. Rev. C* **75**, 058201 (2007), [arXiv:0707.1009 \[nucl-ex\]](#).
- [28] A. Valcarce, H. Garcilazo, F. Fernandez, and P. Gonzalez, *Rep. Prog. Phys.* **68**, 965 (2005), [hep-ph/0502173](#).
- [29] J. Vijande, F. Fernandez, and A. Valcarce, *J. Phys. G* **31**, 481 (2005), [hep-ph/0411299](#).
- [30] M. Xu, M. Yu and L. Liu, *Phys. Rev. Lett.* **100**, 092301 (2008), [arXiv:0712.1641 \[hep-th\]](#).
- [31] M. Kamimura, *Prog. Theo. Phys. Suppl.* **62**, 236 (1977).
- [32] C. Patrignani *et al.* (Particle Data Group), *Chin. Phys. C* **40**, 100001 (2016).
- [33] B. Julia-Diaz, T.-S. H. Lee, A. Matsuyama, and T. Sato, *Phys. Rev. C* **76**, 065201 (2007), [arXiv:0704.1615 \[nucl-th\]](#).
- [34] B. Dey *et al.* (CLAS Collaboration), *Phys. Rev. C* **89**, 055208 (2014) [Erratum: *Phys. Rev. C* **90**, 019901 (2014)], [arXiv:1403.2110 \[nucl-ex\]](#).
- [35] D. Dutta *et al.* (JLab E91013 Collaboration), *Phys. Rev. C* **68**, 064603 (2003), [nucl-ex/0303011](#).
- [36] K. Moriya *et al.* (CLAS Collaboration), *Phys. Rev. C* **88**, 045201 (2013) [Erratum: *Phys. Rev. C* **88**, 049902 (2013)], [arXiv:1305.6776 \[nucl-ex\]](#).
- [37] National Institute of Standards and Technology (NIST), Physical Measurement Laboratory, <http://physics.nist.gov/Star>.
- [38] S. Stepanyan, *AIP Conf. Proc.* **1257**, 121 (2010), [arXiv:1004.0168 \[hep-ph\]](#).