

# Simple Scaling Relationships for Stellar Dynamos

Kyle Augustson<sup>1</sup>, Stéphane Mathis<sup>1</sup>, Allan Sacha Brun<sup>1</sup>

<sup>1</sup>Laboratoire AIM Paris-Saclay, CEA/DRF – CNRS – Université Paris Diderot, IRFU/SAP Centre de Saclay, F-91191 Gif-sur-Yvette Cedex, France

## Abstract

This paper provides a brief overview of dynamo scaling relationships for the degree of equipartition between magnetic and kinetic energies. Three basic approaches are adopted to explore these scaling relationships, with a first look at two simple models: one assuming magnetostrophy and another that includes the effects of inertia. Next, a third scaling relationship is derived that utilizes the assumptions that the dynamo possesses two integral spatial scales and that it is driven by the balance of buoyancy work and ohmic dissipation as studied in Davidson (2013). The results of which are then compared to a suite of convective dynamo simulations that possess a fully convective domain with a weak density stratification and that captured the behavior of the resulting dynamo for a range of convective Rossby numbers (Augustson *et al.*, 2016).

## 1 Introduction

A precise rubric for predicting the nature of the saturated state of turbulent convective dynamos remains as elusive as tracing individual convective eddies: they can be identified for a time, but they eventually are lost in the tumult. Nevertheless, one can hope to approximate the shifting nature of those dynamos. The effects of astrophysical dynamos can be detected at the surface and in the environment of a given magnetically-active object, such as stars (e.g., Christensen *et al.*, 2009; Donati & Landstreet, 2009; Donati, 2011; Brun *et al.*, 2015). One direct way to approximate the dynamics occurring within such an object is to conduct laboratory experiment with fluids that have some equivalent global properties, while observing their response to controllable parameters, such as the strength of thermal forcing or rotation rate. In those cases, all the observable scales of the system can be accounted for, from the global or driving scale to the dissipation scales. In practice, this has proven to be quite difficult when trying to mimic geophysical or astrophysical dynamos, but they are still fruitful endeavors (e.g., Gailitis *et al.*, 2001; Laguerre *et al.*, 2008; Spence *et al.*, 2009). However, recent experiments with liquid gallium have shown that magnetostrophic states, where the Coriolis force balances the Lorentz force, seem to be optimal for heat transport (King & Aurnou, 2015), which is interesting given the strong likelihood that many astrophysical dynamos are in such a state. Another method is to simulate a portion of those experiments, but these numerical simulations are limited in the scales they can capture: either an attempt is made to resolve a portion of the scales in the inertial range to down to the physical dissipation scale (e.g., Mininni *et al.*, 2009; Mininni & Pouquet, 2009; Brandenburg, 2014), or an attempt is made to approximate the equations of motion for the global scales while modeling the effects of the unresolved dynamical scales (e.g., Gilman, 1983; Brun *et al.*, 2004; Christensen & Aubert, 2006; Strugarek *et al.*, 2016).

These varying approaches to gathering data about the inner workings of convective dynamos provide a touchstone

for thought experiments. Further, one can attempt to identify a few regimes for which some global-scale aspects of those dynamos might be estimated with only a knowledge of the basic parameters of the system. The following questions are examples of such parametric dependencies: how the magnetic energy contained in the system may change with a modified level of turbulence (or stronger driving), or how does the ratio of the dissipative length scales impact that energy, or how does rotation influence it? Establishing the global-parameter scalings of convective dynamos, particularly with stellar mass and rotation rate, is useful given that they provide an order of magnitude approximation of the magnetic field strengths generated within the convection zones of stars as they evolve from the pre-main-sequence to a terminal phase. This in turn permits the placement of better constraints upon transport processes, such as those for elements and angular momentum, most of which occur over structurally-significant evolutionary timescales.

## 2 Fundamental Equations

In the hunt for a simple set of algebraic equations to describe the basic processes at work, it is useful to consider the following set of MHD equations:

$$\begin{aligned}
 \frac{\partial \rho}{\partial t} &= -\nabla \cdot (\rho \mathbf{v}), \\
 \frac{\partial \mathbf{v}}{\partial t} &= -(\mathbf{v} \cdot \nabla) \mathbf{v} - 2\Omega \times \mathbf{v} - \frac{\nabla P}{\rho} - \nabla \Phi_{\text{eff}} + \frac{\mathbf{J} \times \mathbf{B}}{c\rho} + \frac{\nabla \cdot \sigma}{\rho}, \\
 \frac{\partial \mathbf{B}}{\partial t} &= \nabla \times [\mathbf{v} \times \mathbf{B} - \eta \mathbf{J}/c], \\
 \nabla \cdot \mathbf{B} &= 0, \\
 \frac{\partial E}{\partial t} &= -\nabla \cdot [(E + P - \sigma) \mathbf{v} + \mathbf{q}] + \rho \epsilon, \\
 \frac{\partial \rho s}{\partial t} &= -\nabla \cdot [\rho s \mathbf{v}] + \frac{1}{T} \left[ \frac{4\pi\eta}{c^2} \mathbf{J} \cdot \mathbf{J} + \sigma : \nabla \mathbf{v} + \rho \epsilon - \nabla \cdot \mathbf{q} \right],
 \end{aligned}$$

where  $\mathbf{v}$  is the velocity,  $\mathbf{B}$  is the magnetic field,  $\rho$  is the density,  $P$  the pressure, and  $s$  is the entropy per unit mass. Moreover, the following variables are also defined as  $\Phi_{\text{eff}} = \Phi + \lambda^2 \Omega^2 / 2$ ,  $\Phi$  is the gravitational potential,  $\Omega$  is the rotation rate of the frame,  $\lambda$  is the distance from the axis of rotation, the current is  $\mathbf{J} = c \nabla \times \mathbf{B} / 4\pi$ , with  $c$  being the speed of light,  $\sigma$  is the viscous stress tensor,  $\mathbf{q} = -\kappa \nabla T$ ,  $\kappa$  is the thermal diffusivity and  $\epsilon$  is an internal heating rate per unit mass that is due to some prescribed exoergic process (e.g., chemical, nuclear, or otherwise). The total energy is  $E = \rho v^2 / 2 + B^2 / 8\pi + \rho \Phi_{\text{eff}} + \rho e$ , where  $e$  is the internal energy per unit mass.

Since only the most basic scaling behavior of the stellar system is sought, the following assumptions are made: the total energy of the system is conserved and second the system is in a time-steady, nonlinearly-saturated equilibrium. The first assumption leads to the elimination of the volume-integrated energy equation.

### 3 Scaling of Magnetic and Kinetic Energies

One way to assess what the scaling behavior of the magnetic and kinetic energies in a dynamo is to find the balance of forces acting in the system when in a quasi-statistically steady, but nonlinear regime. To get a feeling for the basic balances, consider Equation (1) first for a slowly rotating system, where the buoyancy, Coriolis, pressure, and viscous forces are neglected. Such a simple force balance involves the Lorentz and inertial force as

$$\rho \mathbf{v} \cdot \nabla \mathbf{v} \approx \frac{1}{4\pi} (\nabla \times \mathbf{B}) \times \mathbf{B}, \quad (2)$$

where  $\mathbf{v}$  is the velocity,  $\mathbf{B}$  is the magnetic field, and  $\rho$  is the density. Suppose that the flow and magnetic field vary with some characteristic length scale  $\ell$ . Therefore, this balance yields a magnetic field strength in equipartition with the kinetic energy contained in the convection, such as

$$B_{\text{eq}}^2 \approx 4\pi \rho v_{\text{rms}}^2. \quad (3)$$

Convective flows often possess distributions of length scales and speeds that are peaked near a single characteristic value. One simple method to estimate these quantities is to divine that the energy containing flows have roughly the same length scale as the depth of the convection zone and that the speed of the flows is directly related to the rate of energy injection (given here by the stellar luminosity) and inversely proportional to the density of the medium into which that energy is being injected (Augustson *et al.*, 2012). The latter is encapsulated as  $v_{\text{rms}} \propto (2L/\rho_{\text{CZ}})^{1/3}$ , where  $\rho_{\text{CZ}}$  is the average density in the convection zone. However, such a mixing-length velocity prescription only provides an order of magnitude estimate as the precise level of equipartition depends sensitively upon the dynamics (e.g., Yadav *et al.*, 2016). Since stars are often rotating fairly rapidly, taking for instance young low-mass stars and most intermediate and high-mass stars, their dynamos may reach a quasi-magnetostrophic state wherein the Coriolis acceleration also plays a significant part in balancing the Lorentz force. Such a balance has been addressed and discussed at length in Christensen (2010) and Brun *et al.* (2015) for instance. To again have a zeroth-order suggestion of the behavior of more rapidly-rotating convective dynamos, note

that there are three other forces at work in addition to the Coriolis, inertial, and Lorentz forces, namely the forces resulting from pressure gradients, buoyancy, and viscous diffusion. Assuming that some fraction  $(1 - \beta)$ , for  $0 < \beta < 1$  of the inertial force accounts for these remaining forces, it can be seen that

$$\begin{aligned} \beta \rho \mathbf{v} \cdot \nabla \mathbf{v} + 2\rho \Omega_0 \times \mathbf{v} &\approx \frac{1}{4\pi} (\nabla \times \mathbf{B}) \times \mathbf{B}, \\ \Rightarrow \frac{\beta}{\ell} \rho v_{\text{rms}}^2 + 2\rho v_{\text{rms}} \Omega_0 &\approx \frac{B^2}{4\pi \ell}, \\ \Rightarrow \frac{B^2}{8\pi} &\approx \frac{1}{2} \rho v_{\text{rms}}^2 (\beta + 2\ell \Omega_0 / v), \\ \Rightarrow \frac{\text{ME}}{\text{KE}} &\approx \beta + \text{Ro}^{-1}, \end{aligned} \quad (4)$$

with  $\Omega_0 = \Omega_0 \hat{e}_z$  the rotation rate of the reference frame and with  $\text{Ro}$  the convective Rossby number (hereafter denoted as only the Rossby number).

As demonstrated in Augustson *et al.* (2016), Equation (4) may hold for a subset of convective dynamos, wherein the ratio of the total magnetic energy (ME) to the kinetic energy (KE) depends on the inverse Rossby number and a constant offset. The constant is sensitive to details of the dynamics and, in some circumstances, it may also be influenced by the Rossby number. In any case, convective dynamos are sensitive to the degree of the rotational constraint on the convection, as it has a direct impact on the intrinsic ability of the convection to generate a sustained dynamo. Yet, even in the absence of rotation, there appears to be dynamo action that gives rise to a minimum magnetic energy state in the case of sufficient levels of turbulence. Hence, there is a bridge between two dynamo regimes: the equipartition slowly rotating dynamos and the rapidly rotating magnetostrophic regime, where  $\text{ME}/\text{KE} \propto \text{Ro}^{-1}$ . For low Rossby numbers, or large rotation rates, it is even possible that the dynamo can reach superequipartition states where  $\text{ME}/\text{KE} > 1$ . Indeed, it may be much greater than unity, as is expected for the Earth's dynamo (see Figure 6 of Roberts & King (2013)).

To better characterize the force balance without directly resorting to the parameterization above, consider again Equation (1) but this time taking its curl, wherein one can see that

$$\frac{\partial \boldsymbol{\omega}}{\partial t} = \nabla \times \left[ \mathbf{v} \times \boldsymbol{\omega}_P + \frac{1}{\rho} \left( \frac{\mathbf{J} \times \mathbf{B}}{c} + \nabla \cdot \sigma - \nabla P \right) \right], \quad (5)$$

where  $\boldsymbol{\omega} = \nabla \times \mathbf{v}$  and  $\boldsymbol{\omega}_P = 2\boldsymbol{\Omega} + \boldsymbol{\omega}$ .

Taking the dot product of this equation with  $\boldsymbol{\omega}$  gives rise to the equation for the evolution of the enstrophy. Integrating that equation over the volume of the convective domain and over a reasonable number of dynamical times such that the system is statistically steady yields

$$\begin{aligned} \int d\mathbf{S} \cdot \left[ \mathbf{v} \times \boldsymbol{\omega}_P + \frac{1}{\rho} \left( \frac{\mathbf{J} \times \mathbf{B}}{c} + \nabla \cdot \sigma - \nabla P \right) \right] \times \boldsymbol{\omega} \\ + \int dV (\nabla \times \boldsymbol{\omega}) \cdot \left[ \mathbf{v} \times \boldsymbol{\omega}_P + \frac{1}{\rho} \left( \frac{\mathbf{J} \times \mathbf{B}}{c} + \nabla \cdot \sigma - \nabla P \right) \right] = 0. \end{aligned} \quad (6)$$

If no enstrophy is lost through the boundaries of the convective domains, then the surface integral vanishes, leaving

$$\int dV (\nabla \times \omega) \cdot \left[ \mathbf{v} \times \omega_P + \frac{1}{\rho} \left( \frac{\mathbf{J} \times \mathbf{B}}{c} + \nabla \cdot \sigma - \nabla P \right) \right] = 0. \quad (7)$$

This assumption effectively means that magnetic stellar winds will not be part of this scaling analysis. For timescales consistent with the dynamical timescales of the dynamos considered here, this is a reasonably valid assumption. Then, since  $\nabla \times \omega$  is not everywhere zero, the terms in square brackets must be zero, which implies that

$$\rho \mathbf{v} \times \omega_P + \frac{\mathbf{J} \times \mathbf{B}}{c} + \nabla \cdot \sigma - \nabla P = 0. \quad (8)$$

Taking the curl of this equation eliminates the pressure contribution and gives

$$\nabla \times \left[ \rho \mathbf{v} \times \omega + 2\rho \mathbf{v} \times \Omega + \frac{\mathbf{J} \times \mathbf{B}}{c} + \nabla \cdot \sigma \right] = 0. \quad (9)$$

This is the primary force balance, being between inertial, Coriolis, Lorentz, and viscous forces. Taking fiducial values for the parameters, and scaling the derivatives as the inverse of a characteristic length scale  $\ell$ , the scaling relationship for the above equation yields

$$\rho v_{\text{rms}}^2 / \ell^2 + 2\rho v_{\text{rms}} \Omega_0 / \ell + B^2 / 4\pi \ell^2 + \rho \nu v_{\text{rms}} / \ell^3 \approx 0, \quad (10)$$

which when divided through by  $\rho v_{\text{rms}}^2 / \ell^2$  gives

$$\text{ME/KE} \propto 1 + \text{Re}^{-1} + \text{Ro}^{-1}. \quad (11)$$

The Reynolds number used in the above equation is taken to be  $\text{Re} = v_{\text{rms}} \ell / \nu$ . Since the curl is taken, the approximation for the pressure gradient and buoyancy terms employed in Equation (4) is eliminated from the force balance. However, the leading term of this scaling relationship is found to be less than unity, at least when assessed through simulations. Hence, it should be replaced with a parameter to account for dynamos that are subequipartition, leaving the following

$$\text{ME/KE} \propto \beta(\text{Ro}, \text{Re}) + \text{Ro}^{-1}, \quad (12)$$

where  $\beta(\text{Ro}, \text{Re})$  is unknown a priori as it depends upon the intrinsic ability of the non-rotating system to generate magnetic fields, which in turn depends upon the specific details of the system such as the boundary conditions and geometry of the convection zone.

#### 4 An Alternative Approach to Scaling Relationships for ME/KE

An alternative approach to building a scaling relationship for the ratio of magnetic to kinetic energy considers the balances established in generating entropy, kinetic energy, and magnetic energy. To begin, note that the evolution of the magnetic energy is

$$\begin{aligned} \frac{\partial}{\partial t} \left( \frac{B^2}{8\pi} \right) &= \frac{\mathbf{B}}{4\pi} \cdot \nabla \times \left[ \mathbf{v} \times \mathbf{B} - \frac{\eta}{c} \mathbf{J} \right], \\ &= -\frac{1}{c} \left[ \nabla \cdot (\eta \mathbf{J} \times \mathbf{B}) + \frac{4\pi\eta}{c} \mathbf{J}^2 + \mathbf{v} \cdot (\mathbf{J} \times \mathbf{B}) \right]. \end{aligned} \quad (13)$$

If this equation is averaged over many dynamical times  $\tau$ , when it is in a quasi-steady state, and if it is integrated over the volume of the convective region, it yields

$$\int \frac{dt}{\tau} dV \left[ \frac{4\pi\eta}{c} \mathbf{J}^2 + \mathbf{v} \cdot (\mathbf{J} \times \mathbf{B}) \right] = - \int \frac{dt}{\tau} d\mathbf{S} \cdot (\eta \mathbf{J} \times \mathbf{B}). \quad (14)$$

The Lorentz force ( $\mathbf{J} \times \mathbf{B}$ ) can vanish at the boundaries of the convective region for an appropriate choice of boundary conditions. As an example, if the magnetic field satisfies a potential field boundary condition, then it is zero. Or if the field is force-free (e.g.,  $\mathbf{J} \propto \mathbf{B}$ ), then it is also zero. Supposing that this is the case, then one has that the average Lorentz work ( $\int dt / \tau dV \mathbf{v} \cdot (\mathbf{J} \times \mathbf{B})$ ) is equal to the average Joule heating  $\epsilon_\eta = 4\pi \int dt / \tau dV \eta \mathbf{J}^2 / c$ . This is an important point that is often brushed aside in astrophysics, as it shows that the nature of the convection and magnetic field structures are directly impacted by the form of the resistive dissipation. Hence, the use of numerical dissipation schemes could yield unexpected results.

In a fashion similar to that used for the magnetic energy evolution above, one can find that the kinetic energy evolves as

$$\begin{aligned} \frac{1}{2} \frac{\partial \rho \mathbf{v}^2}{\partial t} &= -\nabla \cdot [(\rho \mathbf{v}^2 / 2 + P - \sigma) \mathbf{v}] + P \nabla \cdot \mathbf{v} - \sigma : \nabla \mathbf{v} \\ &\quad - \rho \mathbf{v} \cdot \nabla \Phi_{\text{eff}} + \frac{\mathbf{v}}{c} \cdot (\mathbf{J} \times \mathbf{B}). \end{aligned} \quad (15)$$

To eliminate the pressure, the total internal energy must also be added to the system as

$$\begin{aligned} \frac{\partial}{\partial t} [\rho \mathbf{v}^2 / 2 + B^2 / 8\pi + \rho e] &= \\ &= -\nabla \cdot [(\rho \mathbf{v}^2 / 2 + \rho e + P - \sigma) \mathbf{v} - \frac{\eta}{c} \mathbf{J} \times \mathbf{B}] \\ &\quad - \rho \mathbf{v} \cdot \nabla \Phi_{\text{eff}} - \frac{4\pi\eta}{c^2} \mathbf{J}^2 - \sigma : \nabla \mathbf{v} + \rho \epsilon - \nabla \cdot \mathbf{q}. \end{aligned} \quad (16)$$

One can also consider the time-averaged and volume-integrated evolution equation for this energy equation, which yields

$$\begin{aligned} \int \frac{dt}{\tau} dV \left[ \rho \epsilon - \nabla \cdot \mathbf{q} - \rho \mathbf{v} \cdot \nabla \Phi_{\text{eff}} - \frac{4\pi\eta}{c^2} \mathbf{J}^2 - \sigma : \nabla \mathbf{v} \right] &= \\ \int \frac{dt}{\tau} d\mathbf{S} \cdot \left[ (\rho \mathbf{v}^2 / 2 + \rho e + P - \sigma) \mathbf{v} - \frac{\eta}{c} \mathbf{J} \times \mathbf{B} \right]. \end{aligned} \quad (17)$$

The surface integral is zero if there are no outflows or net torque from the Lorentz force at the domain boundaries, implying the following:

$$\int \frac{dt}{\tau} dV \left[ \rho \epsilon - \nabla \cdot \mathbf{q} - \rho \mathbf{v} \cdot \nabla \Phi_{\text{eff}} - \frac{4\pi\eta}{c^2} \mathbf{J}^2 - \sigma : \nabla \mathbf{v} \right] = 0. \quad (18)$$

Note that  $\int dV \rho \epsilon = L(r)$ , where  $L$  is the total luminosity of the star at a given radius  $r$  for a spherically symmetric heating. Likewise, the radiative luminosity of the star is given by  $\int dV \nabla \cdot \mathbf{q} = L_r(r) = -4\pi r^2 \kappa \partial T / \partial r$  for the spherically-symmetric component of the temperature field, which should be dominant. For the case of stars that are on the main-sequence, there are three configurations of their primary regions of convection: either a convective core for high mass stars, a convective envelope for lower mass stars, or both for F-type stars. In all these cases, one can assume that the region of integration is over the entire convection zone and so the volume-integrated luminosity will be the nuclear luminosity, or the current total luminosity  $L_*$ . Furthermore, the inwardly-directed radiative luminosity will be nearly, but not exactly, equal in magnitude to  $L_*$ . The reason being that the thermal evolution of the system is a largely passive response to the changes in the nuclear burning rates. Because the nuclear luminosity is slowly increasing along the main-sequence,  $L_r$  will always lag behind  $L_*$  due to the time required for thermal diffusion to modify the thermal gradient. From Equation (18), one can see that

$$L_r + \epsilon_\nu + \epsilon_\eta - L_* = - \int \frac{dt}{\tau} dV \rho \mathbf{v} \cdot \nabla \Phi_{\text{eff}}, \quad (19)$$

where  $\epsilon_\nu$  and  $\epsilon_\eta$  are the positive-definite, time-averaged, volume-integrated dissipation rates due to viscosity and resistivity, respectively. Thus, the rate of buoyancy work is directly proportional to the mismatch of the two luminosities and the rates of viscous and resistive dissipation, implying that the latter result from the former. Assuming that  $L_* \approx L_r$  and following Brandenburg (2014), the ratio of the dissipation rates can be described as

$$\epsilon_\nu / \epsilon_\eta = k \text{Pm}^n, \quad (20)$$

where  $\text{Pm} = \nu / \eta$  is the magnetic Prandtl number, and where  $k$  and  $n$  could be determined from a suite of direct numerical simulations. In particular, when kinetic helicity is injected at the driving scale, Brandenburg (2014) found that  $k = 7/10$  and  $n = 2/3$ . Note that their results have also considered rotating driven turbulence and found that this scaling is effectively independent of the rotation rate, and thus the Rossby number. However, other studies indicate that there may be a stronger rotational influence (Plunian & Stepanov, 2010). Since there is ambiguity in that scaling, let  $k(\text{Ro})$  be an unknown function of the Rossby number. Subsequently, the buoyancy work  $W_B$  per unit mass can be described as

$$W_B = - \frac{\int \frac{dt}{\tau} dV \rho \mathbf{v} \cdot \nabla \Phi_{\text{eff}}}{\int \frac{dt}{\tau} dV \rho} = \left(1 + k(\text{Ro}) \text{Pm}^{2/3}\right) \epsilon_\eta / M. \quad (21)$$

where  $M$  is the mass in the integrated volume.

Now, returning to the time-averaged curl of the momentum equation, though neglecting the viscous and inertial terms, one can find

$$\nabla \times \left[ 2\rho \mathbf{v} \times \boldsymbol{\Omega} + \frac{1}{c} \mathbf{J} \times \mathbf{B} \right] + \nabla \rho \times \mathbf{g}_{\text{eff}} = 0, \quad (22)$$

where  $\mathbf{g}_{\text{eff}} = -\nabla \Phi_{\text{eff}}$ .

This provides the basis of a scaling relationship. Following Davidson (2013), the Rossby number is assumed to be small enough so that the flow becomes roughly columnar and moderately aligned with the rotation axis. In such a case, there are two integral length scales: one parallel to the rotation axis  $\ell_{\parallel}$  and another perpendicular to it  $\ell_{\perp}$ , with  $\ell_{\perp} < \ell_{\parallel}$ . Here, unlike Davidson (2013), the density stratification is retained. So, density perturbations rather than temperature perturbations are contained in the buoyancy work integral and the force balance below. The full density can be retained in the integral and in the scaling given that the gradient of the mean density is parallel to  $\mathbf{g}_{\text{eff}}$ . So, their cross product vanishes, leaving only the product of the velocity and gradients of the density perturbations. Assuming further that the magnetic energy density per unit mass scales only with  $\ell_{\parallel}$  and  $W_B$ , unit consistency requires that  $B^2 / (4\pi\rho) \propto F(\ell_{\parallel}, W_B) \approx \ell_{\parallel}^{2/3} W_B^{2/3}$ , where  $W_B$  is the rate of buoyancy work per unit mass as above. Therefore, given Equation (22) and assuming that each term is of the same order of magnitude, the basic proportionality is

$$\begin{aligned} \rho \boldsymbol{\Omega} \cdot \nabla \mathbf{v} &\approx \nabla \rho \times \mathbf{g}_{\text{eff}} \approx \nabla \times (\mathbf{J} \times \mathbf{B}) / c \\ \Rightarrow \frac{\Omega_0 v_{\text{rms}}}{\ell_{\parallel}} &\approx \frac{g}{\ell_{\perp}} \approx \frac{B^2}{4\pi\rho\ell_{\perp}^2}. \end{aligned} \quad (23)$$

Thus, comparing the curl of the Lorentz force to the curl of the Coriolis force, one has

$$\Omega_0 v_{\text{rms}} / \ell_{\parallel} \approx B^2 / 4\pi\rho\ell_{\perp}^2 \approx \ell_{\parallel}^{2/3} W_B^{2/3} / \ell_{\perp}^2, \quad (24)$$

and moreover it can be shown that an estimate of the rms velocity is

$$v_{\text{rms}} \approx \ell_{\parallel}^{5/3} W_B^{2/3} / \ell_{\perp}^2 \Omega_0. \quad (25)$$

Within the context of such estimates, the buoyancy term can be written as

$$W_B = \frac{\int \frac{dt}{\tau} dV \rho \mathbf{v} \cdot \mathbf{g}_{\text{eff}}}{\int \frac{dt}{\tau} dV \rho} \approx g v_{\text{rms}}, \quad (26)$$

which implies that the estimated magnitude for the curl of the buoyancy force in Equation (23) is  $g / \ell_{\perp} \approx W_B / (v_{\text{rms}} \ell_{\perp})$ . Then, it is easily seen that

$$\ell_{\perp} / \ell_{\parallel} \approx W_B / (\Omega_0 v_{\text{rms}}^2). \quad (27)$$

So, the ratio of integral length scales should vary as

$$\frac{\ell_{\perp}}{\ell_{\parallel}} \approx \frac{W_B^{1/9}}{\Omega_0^{1/3} \ell_{\parallel}^{2/9}} = \left( \frac{W_B}{\Omega_0^3 \ell_{\parallel}^2} \right)^{1/9}. \quad (28)$$

Likewise the ratio of magnetic to kinetic energy then scales as

$$\frac{\text{ME}}{\text{KE}} \approx \frac{B^2}{8\pi (1/2 \rho v_{\text{rms}}^2)} \approx \left( \frac{W_B}{\Omega_0^3 \ell_{\parallel}^2} \right)^{-2/9}. \quad (29)$$

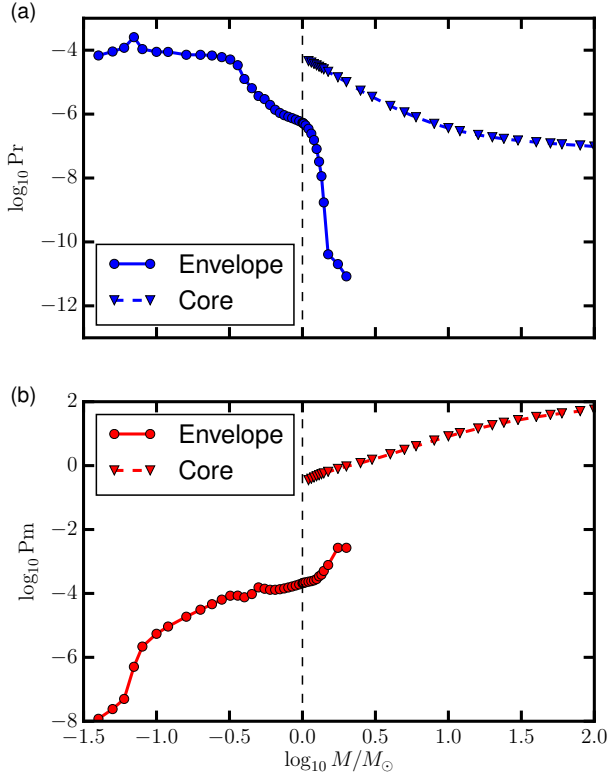


Figure 1: The average thermal Prandtl number  $\text{Pr}$  (a) and average magnetic Prandtl number  $\text{Pm}$  (b) for stars with masses between  $0.03$  and  $100 M_{\odot}$ , with the average being taken over substantial convection zones. The zone being averaged is indicated by triangles for a convective core and circles for a convective envelope.

To make a comparison to the earlier results in §3, consider that the Rossby number is defined as

$$\text{Ro} = \frac{v_{\text{rms}}}{\Omega_0 \ell_{\parallel}} \approx \left( \frac{W_B}{\Omega_0^3 \ell_{\parallel}^2} \right)^{4/9}, \quad (30)$$

which implies that

$$\frac{\text{ME}}{\text{KE}} \propto \text{Ro}^{-1/2}. \quad (31)$$

However, if one takes into account the scaling of the buoyancy work with Rossby number and magnetic Prandtl number, Equation (30) becomes an implicit relationship for the Rossby number that is indeterminate for large magnetic Prandtl number.

## 5 Comparison of Scaling Relationships

Since the scaling described in the previous section has a magnetic Prandtl number dependence, it is useful to quantify the specific regimes in which each of the three different models are most applicable. To do so, consider a fully-resolved convective dynamo and its associated dynamics, wherein the dissipation of the energy injected into the system is governed by the molecular values of the diffusivities. Using Braginskii plasma diffusivities (Braginskii, 1965) and

a set of MESA stellar models with a solar-like metallicity to obtain the density and temperature profiles (Paxton *et al.*, 2011), one can define the average expected molecular magnetic Prandtl number in either the convective core of a massive star or the convective envelope of a lower mass star. First, note that the molecular values of the diffusive coefficients in the Navier-Stokes MHD equations are given by

$$\nu = 3.210^{-5} \frac{T_e^{5/2}}{\rho \Lambda}, \quad (32)$$

$$\kappa_{\text{cond}} = 1.810^{-6} \frac{T_e^{5/2}}{\rho \Lambda}, \quad (33)$$

$$\eta = 1.210^6 \Lambda T_e^{-3/2}, \quad (34)$$

where  $\nu$  is the kinematic viscosity,  $\eta$  is the magnetic diffusivity,  $\kappa_{\text{cond}}$  is the electron thermal diffusivity,  $\kappa_{\text{rad}}$  is the radiative thermal diffusivity,  $T_e$  is the electron temperature in electron volts, and  $\Lambda$  is the Coulomb logarithm. These quantities are computed under the assumptions that charge neutrality holds and that the temperatures are not excessively high, so that the Coulomb logarithm is well-defined. In the charge-neutral regime, the magnetic diffusivity happens to be density independent because the electron collision time scales as the inverse power of ion density and the conductivity is proportional to the electron density times the electron collision time. Therefore, the thermal Prandtl number  $\text{Pr}$  and magnetic Prandtl number  $\text{Pm}$  scale as

$$\text{Pr} = \frac{\nu}{(\kappa_{\text{cond}} + \kappa_{\text{rad}})}, \quad (35)$$

$$\text{Pm} = 2.710^{-11} \frac{T_e^4}{\rho \Lambda^2}. \quad (36)$$

In most cases, the radiative diffusivity is several orders of magnitude larger than the electron conductivity and it thus dominates the thermal Prandtl number.

The above prescription for the Prandtl numbers has been applied to MESA models of stars near the zero-age main-sequence in the mass range between  $0.03$  and  $100 M_{\odot}$ . The resulting convective-zone-averaged Prandtl numbers are shown in Figure (1), where it is clear that all stars possess convective regions with a low thermal Prandtl number, whereas one can find two regimes of magnetic Prandtl number. The existence of these two regimes is directly related to where the convective region is located. For massive stars with convective cores, the temperature and density averaged over the convective volume are quite high when compared to lower-mass stars with a convective envelope. Such a high temperature leads to a large magnetic Prandtl number. The dichotomy in magnetic Prandtl number implies that there may be two fundamentally different kinds of convective dynamo action in low-mass versus high-mass stars.

To compare these three schemes, consider the data for the evolution of a set of MHD simulations using the Anelastic Spherical Harmonic code presented in Augustson *et al.* (2016). These simulations approximate the convective core dynamo that likely exists within massive stars. In such  $10 M_{\odot}$  stars, the average  $\text{Pm}$  is about four throughout the core, and it drops to roughly  $1/10$  close to the stellar surface in the radiative exterior. Therefore, the convective core

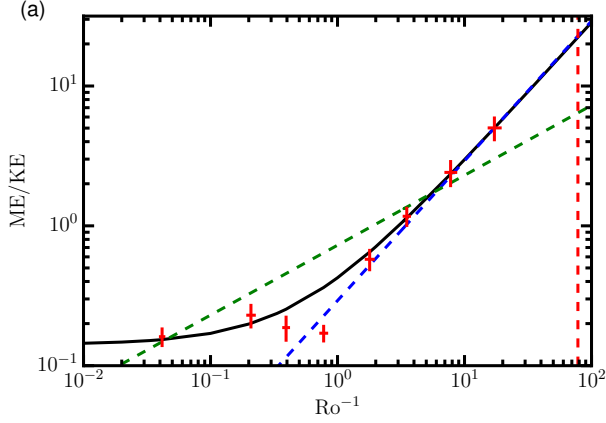


Figure 2: The scaling of the ratio of magnetic to kinetic energy (ME/KE) with inverse Rossby number ( $Ro^{-1}$ ). The black curve indicates the scaling defined in Equation (12), with  $\beta = 0.5$ . The blue dashed line is for magnetostrophy, e.g.  $\beta = 0$ . The green dashed line is that for buoyancy-work-limited dynamo scaling, given in Equation (31). The red dashed line indicates the critical Rossby number of the star, corresponding to its rotational breakup velocity. The uncertainty of the measured Rossby number and energy ratio that arises from temporal variations are indicated by the size of the cross for each data point.

can be considered as a large magnetic Prandtl number dynamo. What makes such Pm regimes interesting is that they are a numerically accessible, but still astrophysically relevant, dynamo. Moreover, these convective cores represent an astrophysical dynamo in which large-eddy simulations can more easily capture the hierarchy of relevant diffusive timescales. This is especially so given that the density contrast across the core is generally small, meaning that one can simplify the problem to being Boussinesq without the loss of too much physical fidelity. Also, the heat generation from nuclear burning processes deep within the core and the transition to radiative cooling nearer the radiative zone are smoothly distributed in radius. So, there are no inherent difficulties with resolving internal boundary layers.

Within the context of the simulations exhibited in Augustson *et al.* (2016), the rotation rates employed lead to nearly three decades of coverage in Rossby number, as shown in Figure (2). In that figure, the force-based scaling derived in §3 and given by Equation 12 is depicted by the black curve, which does a reasonable job of describing the nature of the superequipartition state for a given Rossby number. Note, however, that the constant of proportionality has been determined using the data itself. This is true also of the other two scaling laws shown in Figure (2). Surprisingly, the scaling law derived in §4 does not capture the behavior of this set of dynamos very well, in contrast to the many dynamo simulations and data shown in Christensen *et al.* (2009) and Christensen (2010) for which it performs well. This could be related to the fact that for large Pm the buoyancy work potentially has an additional Ro dependence.

These simulated convective core dynamos appear to enter a magnetostrophic regime for the four cases with the lowest average Rossby number. For emphasis, the magnetostrophic scaling regime is denoted by the dashed blue line

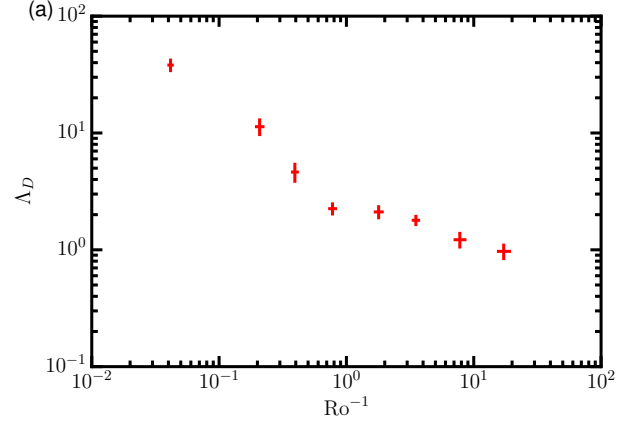


Figure 3: The scaling of the dynamic Elsasser number ( $\Lambda_D$ ) with inverse Rossby number ( $Ro^{-1}$ ). The uncertainty of the measured Rossby number and dynamic Elsasser number that arises from temporal variations are indicated by the size of the cross for each data point.

in Figure (2). This transition to the magnetostrophy is further evidenced in Figure (3), which shows the dynamic Elsasser number

$$\Lambda_D = B_{\text{rms}}^2 / (8\pi\rho_0\Omega_0 v_{\text{rms}}\ell), \quad (37)$$

where  $\ell$  is the typical length scale of the current density  $\mathbf{J}$ . As a point of reference, when  $\Lambda_D$  tends toward unity the balance between the Lorentz and the Coriolis forces also approaches unity, which indicates that the dynamo is nearly magnetostrophic.

## 6 Conclusions

This conference proceeding hopefully has shed some light on the existence of two kinds of astrophysical dynamos, and provided scaling relationships for the level of the partitioning of magnetic energy and kinetic energy. Particularly, there may be a shift in the kind of dynamo action taking place within stars that possess a convective core and those that possess an exterior convective envelope. The scaling relationship between the magnetic and kinetic energies of such convective dynamos in turn provide an estimate of the rms magnetic field strength in terms of the local rms velocity and density at a particular depth in a convective zone.

Two such scaling relationships appear to be the most applicable to the simulations carried out in Augustson *et al.* (2016): one for the high magnetic Prandtl number regime and another for the low magnetic Prandtl number regime. Within the context of the large magnetic Prandtl number systems, the magnetic energy of the system scales as the kinetic energy multiplied by an expression that depends the inverse Rossby number plus an offset, which in turn depends upon the details of the non-rotating system (e.g., on Reynolds, Rayleigh, and Prandtl numbers). For low magnetic Prandtl number and fairly rapidly rotating systems, such as the geodynamo and rapidly rotating stars, another scaling law that relies upon an energetic balance of buoyancy work and magnetic dissipation (as well as a force balance between the buoyancy, Coriolis, and Lorentz forces) may be more applicable. When focused on in detail, this yields a magnetic

energy that scales as the kinetic energy multiplied by the inverse square root of the convective Rossby number. Such a scaling relationship has been shown to be fairly robust (Davidson, 2013).

Yet, more work is needed to establish more robust scaling relationships that cover a greater range in both magnetic Prandtl number and Rossby number. Likewise, numerical experiments should explore a larger range of Reynolds number and level of supercriticality. Indeed, as in Yadav *et al.* (2016), some authors have already attempted to examine such an increased range of parameters for the geodynamo. Nevertheless, to be more broadly applicable in stellar physics, there is a need to find scaling relationships that can bridge both the low and high magnetic Prandtl number regimes that are shown to exist within main-sequence stars. The authors are currently working toward this goal, as will be presented in an upcoming paper.

## Acknowledgments

K. C. Augustson and S. Mathis acknowledge support from the ERC SPIRE 647383 grant. A. S. Brun acknowledges funding by ERC STARS2 207430 grant, INSU/PNST, CNES Solar Orbiter, PLATO and GOLF grants, and the FP7 SpaceInn 312844 grant.

## References

- Augustson, K. C., Brown, B. P., Brun, A. S., Miesch, M. S., & Toomre, J. 2012, *ApJ*, 756, 169.
- Augustson, K. C., Brun, A. S., & Toomre, J. 2016, *ApJ*, 829, 92.
- Braginskii, S. I. 1965, *Reviews of Plasma Physics*, 1, 205.
- Brandenburg, A. 2014, *ApJ*, 791, 12.
- Brun, A. S., García, R. A., Houdek, G., Nandy, D., & Pinsonneault, M. 2015, *SSRv*, 196, 303.
- Brun, A. S., Miesch, M. S., & Toomre, J. 2004, *ApJ*, 614, 1073.
- Christensen, U. R. 2010, *SSRv*, 152, 565.
- Christensen, U. R. & Aubert, J. 2006, *Geophysical Journal International*, 166, 97.
- Christensen, U. R., Holzwarth, V., & Reiners, A. 2009, *Nature*, 457, 167.
- Davidson, P. A. 2013, *Geophysical Journal International*, 195, 67.
- Donati, J.-F. 2011, In *Astrophysical Dynamics: From Stars to Galaxies*, edited by N. H. Brummell, A. S. Brun, M. S. Miesch, & Y. Ponty, *IAU Symposium*, vol. 271, pp. 23–31.
- Donati, J.-F. & Landstreet, J. D. 2009, *ARA&A*, 47, 333.
- Gailitis, A., Lielausis, O., Platacis, E., Dement'ev, S., Ciferri, A., *et al.* 2001, *Phys. Rev. Lett.*, 86, 3024.
- Gilman, P. A. 1983, *ApJS*, 53, 243.
- King, E. M. & Aurnou, J. M. 2015, *Proceedings of the National Academy of Sciences*, 112, 990.
- Laguerre, R., Nore, C., Ribeiro, A., Léorat, J., Guermond, J.-L., *et al.* 2008, *Phys. Rev. Lett.*, 101, 104501.
- Mininni, P. D., Alexakis, A., & Pouquet, A. 2009, *Physics of Fluids*, 21, 015108.
- Mininni, P. D. & Pouquet, A. 2009, *Phys. Rev. Lett.*, 80, 025401.
- Paxton, B., Bildsten, L., Dotter, A., Herwig, F., Lesaffre, P., *et al.* 2011, *ApJS*, 192, 3.
- Plunian, F. & Stepanov, R. 2010, *Phys. Rev. E*, 82, 046311.
- Roberts, P. H. & King, E. M. 2013, *Reports on Progress in Physics*, 76, 096801.
- Spence, E. J., Reuter, K., & Forest, C. B. 2009, *The Astrophysical Journal*, 700, 470.
- Strugarek, A., Beaudoin, P., Brun, A. S., Charbonneau, P., Mathis, S., *et al.* 2016, *Advances in Space Research*, 58, 1538.
- Yadav, R., Gastine, T., Christensen, U., Wolk, S. J., & Poppenhaeger, K. 2016, *Proc. Nat. Acad. Sci.*, 113.