

## Indications for a cascade component in $\gamma$ -ray blazar spectra

S. Baklagin, T. Dzhatdov, E. Khalikov

*Federal State Budget Educational Institution of Higher Education M.V. Lomonosov Moscow State University,  
Skobeltsyn Institute of Nuclear Physics (SINP MSU),  
1(2), Leninskie gory, GSP-1, Moscow 119991,  
Russian Federation; e-mail: timur1606@gmail.com, nanti93@mail.ru*

A. Kircheva

*Federal State Budget Educational Institution of Higher Education M.V. Lomonosov Moscow State University,  
Department of Physics, 1(2), Leninskie gory, GSP-1, Moscow 119991,  
Russian Federation and Federal State Budget Educational Institution  
of Higher Education M.V. Lomonosov Moscow State University,  
Skobeltsyn Institute of Nuclear Physics (SINP MSU), 1(2),  
Leninskie gory, GSP-1, Moscow 119991, Russian Federation*

A. Lyukshin

*Federal State Budget Educational Institution of Higher Education M.V. Lomonosov Moscow State University,  
Department of Physics, 1(2), Leninskie gory, GSP-1, Moscow 119991, Russian Federation*

We present a very brief overview of some recent  $\gamma$ -ray observations of selected blazars to reveal an indication for a considerable or even dominant contribution of secondary  $\gamma$ -rays from electromagnetic cascades to the observable spectra in the 1–500  $GeV$  energy range.

### I. INTRODUCTION

The Universe is filled by light. There are two principal sources of such photons — the cosmic microwave background (CMB) and the extragalactic background light (EBL). While CMB properties are quite well measured and theoretically understood for more than 20 years (e.g. [1]), many EBL models with widely different parameters were developed [2]–[10]; for instance, the total EBL intensity for these models differs by more than a factor of two [11]. Comparatively recently, however, some of these EBL models started to converge, at least in the 0.5–10  $nm$  wavelength region (e.g., [4] and [9]).

High-energy  $\gamma$ -rays with primary energy  $E_0 > 0.25(1[eV]/\epsilon)[TeV]$  get absorbed [12]–[13] ( $\gamma\gamma \rightarrow e^+e^-$ ) on EBL and CMB photons with energy  $\epsilon$ , reaching maximum cross section at  $E_0 \approx (1[eV]/\epsilon)[TeV]$  [9]. Therefore, the improved reliability of EBL models allows for more detailed studies of this fundamental quantum electrodynamics process in the  $\gamma$ -ray energy range of about 500  $GeV$ – 10  $TeV$ , and of extragalactic  $\gamma$ -ray propagation effects in general.

Using the CMB for such studies is, in principle, also possible [14], but at present is not feasible due to several factors. Indeed, the typical mean free path  $L$  of a  $\sim 10^{15} eV = 1 PeV$   $\gamma$ -ray on the CMB is  $\sim 10 kpc$ ; for such high energies there is still no discovered sources, while using lower energies is not convenient either as in the  $E_0 < 100 TeV$  energy region the  $L(E_0)$  dependence is very strong:  $L$  falls for about an order of magnitude for every 10 % of  $E$  decrease. Therefore, extremely well knowledge of experimental systemat-

ics on primary  $\gamma$ -ray energy would be crucial while using CMB photons at  $E_0 < 100 TeV$  as a probe of the  $\gamma\gamma \rightarrow e^+e^-$  process.

In the present conference contribution we emphasize on the potential importance of the development of electromagnetic cascades on the EBL/CMB to the interpretation of observations in the high energy (HE,  $E=100 MeV$ –100  $GeV$ ) and the very high energy (VHE,  $E=100 GeV$ –100  $TeV$ ) ranges. This short paper does not pretend to claim great originality; most of its basic ideas were already discussed and most of its main results were already presented in [15]–[19].

### II. EXTRAGALACTIC $\gamma$ -RAY PROPAGATION: ANOMALIES AND MODELS

#### A. Absorption-Only Model

Soon after the discovery of the first  $TeV$  extragalactic  $\gamma$ -ray source [20], the first  $\gamma$ -astronomical constraints on the EBL density were obtained [21]–[22], accounting for only the pair-production process as the main cause of transformation of the primary  $\gamma$ -ray spectrum (for very distant sources, it is necessary to include adiabatic losses). This model we call “the absorption-only model”. Since 1993, almost every year several papers appear, assuming the absorption-only model, sometimes at a rate of a dozen a year or more.

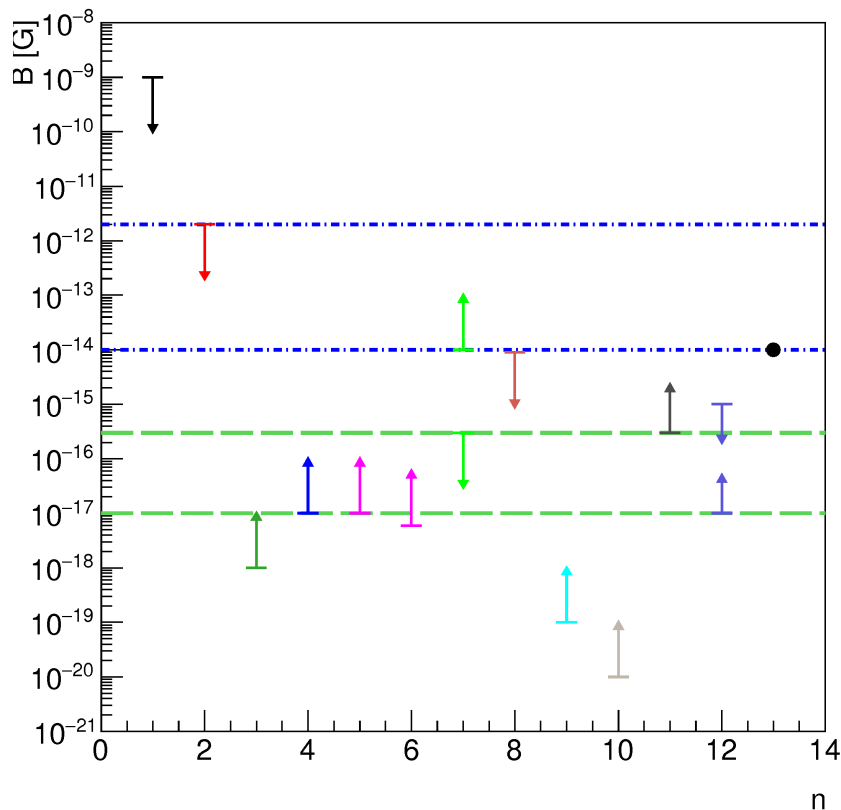


FIG. 1. Some constraints on the EGMF strength in voids (a figure from [19]).

### B. Anomalies

In what follows, any significant deviations from the absorption-only model are called “anomalies”, even if they do not fall beyond the conventional physics. Several such anomalies were reported [23]–[27], with a statistical significance not overwhelming in every single case, but together they indicate that the absorption-only model is incomplete and must be modified in some way (see [15] for more details).

### C. Extragalactic Magnetic Field

Secondary electrons and positrons (hereafter simply “electrons”) produced in the  $\gamma\gamma \rightarrow e^+e^-$  process radiate cascade  $\gamma$ -rays by means of the Inverse Compton (IC) process; these  $\gamma$ -rays may contribute to the observable spectrum of an extragalactic source. Therefore, besides the properties of background photon fields (EBL/CMB), another very important factor is the strength and structure of the extragalactic magnetic field (EGMF). Some selected constraints on the EGMF strength  $B$  in voids of the large scale structure (LSS), most of them assuming correlation length of the field  $L_c = 1 \text{ Mpc}$ , are shown in Figure 1. There are two regions of  $B$  values that satisfy most of these

constraints:  $10^{-14} \text{ G} < B < 2 \cdot 10^{-12} \text{ G}$  and  $10^{-17} \text{ G} < B < 3 \cdot 10^{-16} \text{ G}$ . The first case corresponds to the absorption-only model regime: for such a strong EGMF secondary electrons are, as a rule, strongly deflected and delayed so that cascade photons do not contribute to the point-like image of the source. On the other hand, for the case of the second option such a contribution is still possible, at least in the VHE energy range. The lower bound on the  $B$  value,  $10^{-17} \text{ G}$ , is highly uncertain [28]–[29]. Very recently a paper [30] appeared, disfavouring a narrow range of values around  $B = 10^{-14} \text{ G}$  for  $L_c = 1 \text{ Mpc}$ .

### D. Electromagnetic Cascade Model

Let us assume for a moment the following simple two-phase model of the EGMF. LSS voids with  $B = 0$  fill a fraction of the total volume  $0 < V < 1$ , while the rest is occupied by the comparatively strong ( $B > 10^{-14} \text{ G}$ ) EGMF with  $L_c \sim 1 \text{ Mpc}$ . Figure 2 shows several fits to the observed spectral energy distribution (SED) of blazar 1ES 0229+200 ([31] for the four lowest-energy bins shown in black and [32] for other bins) assuming this model with various values of  $V$ . Cascade component dominates at low energies ( $E < 300\text{--}500 \text{ GeV}$ ). Details of simulations corre-

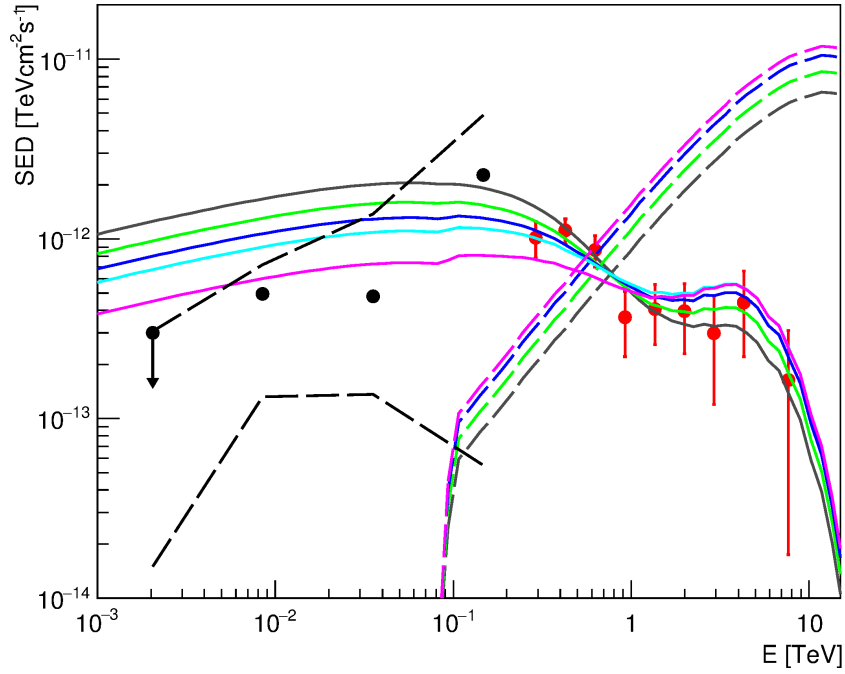


FIG. 2. Several fits (solid curves) to the spectrum of blazar 1ES 0229+200 [31]–[32] obtained in the framework of the intergalactic electromagnetic cascade model. Black curve denotes  $V=1$ , green curve —  $V=0.6$ , blue —  $V=0.4$ , cyan —  $V=0.3$ , magenta —  $V=0.2$ . Primary (intrinsic) spectra for each case are also shown by the same colors (dashed curves in the right part of the graph). Full uncertainty for the four lowest-energy bins is shown by black dashed lines.

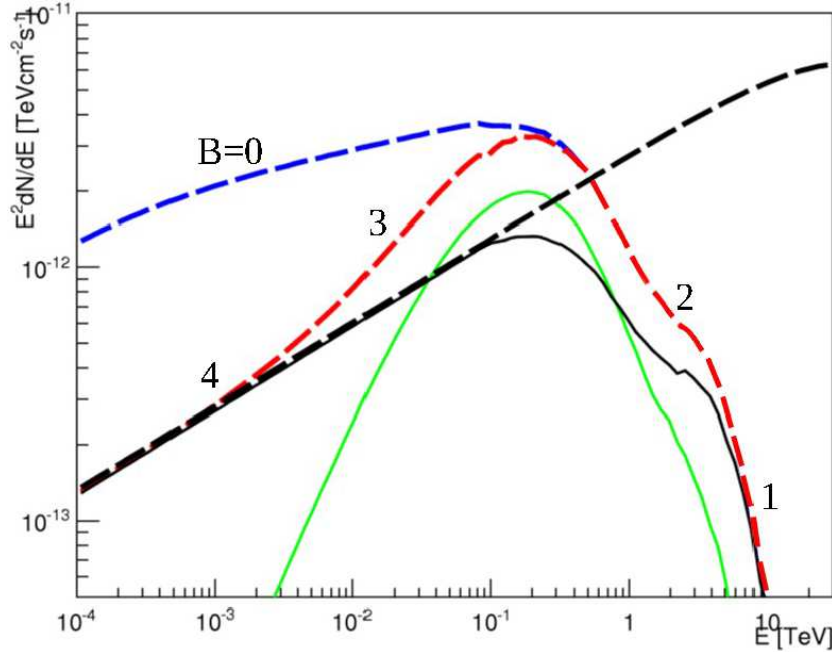


FIG. 3. The main spectral signatures of the electromagnetic cascade model (a figure from [35]).

spond to the case of Figure 15 of [15]. Reasonable fits in the energy range  $30 \text{ GeV} - 10 \text{ TeV}$  may be obtained for the case of  $V$  between 0.4 and 0.6. However, below  $30 \text{ GeV}$  the model intensity exceeds the observed one. This may be explained either by the deflection and/or

delay of cascade electrons while travelling the EGMF [33]–[34] or by additional (with respect to IC) electron energy losses [29].

Figure 3 depicts the main spectral signatures of the electromagnetic (EM) cascade model: 1) high-energy

cutoff, similar to the absorption-only model, 2) an ankle at the intersection of the primary and cascade components (in fact, this signature is also visible in Figure 2), 3) a low-energy cutoff for the case of a non-zero EGMF value (“magnetic cutoff”), and 4) a “second ankle” at the low-energy region of the spectrum.

### E. Explanation of anomalies in the EM Cascade Model

We argue that all above-mentioned anomalies may be interpreted within the framework of the EM cascade model, namely:

1. The apparent excess of observed  $\gamma$ -rays in the highest-energy bins claimed in [23]–[24] was discussed by [15]. A prominent ankle (signature 2 in Figure 3) may account for this effect.
2. The unusual spectral hardening towards lower energies [25] is explained by the existence of a “magnetic cutoff” (signature 3 in Figure 3), as the authors of [25] themselves note (however, see [36] and [25] itself for other possible explanations).
3. The same spectral feature (a prominent magnetic cutoff) may account for the result of [26], as discussed in [35].
4. Finally, “halos” observed around some blazars also may be explained in the context of the EM cascade

model [27].

Thus, the EM cascade model appears to be the simplest extragalactic  $\gamma$ -ray propagation scenario that coherently explains all these anomalies. Other, more exotic models that could account for a part of these anomalies do exist [37]–[38]; the main difficulties of these scenarios were discussed by us in [15],[18].

### III. CONCLUSIONS

Recent observations of some blazars in the 1 GeV – 10 TeV energy region seem to indicate that the secondary component of cascade  $\gamma$ -rays may constitute a considerable contribution to the observable flux in the  $E = 1\text{--}500$  GeV energy range.

### ACKNOWLEDGMENTS

This work was supported by the RFBR Grant 16-32-00823. T.D. acknowledges the support of the Students and Researchers Exchange Program in Sciences (STEPS), the Re-Inventing Japan Project, JSPS, and the hospitality of the University of Tokyo ICRR.

- 
- [1] P.J.E. Peebles, “Principles of Physical Cosmology”, Princeton University Press (1993)
  - [2] T.M. Kneiske et al., A&A 413 (2004) 807
  - [3] F.W. Stecker et al., ApJ 648 (2006) 774
  - [4] A. Franceschini et al., A&A 487 (2008) 837
  - [5] J.R. Primack et al., AIPCP 1085 (2008) 71
  - [6] J.D. Finke et al., ApJ 712 (2010) 238
  - [7] T.M. Kneiske & H. Dole, A&A 515 (2010) A19
  - [8] A. Dominguez et al., MNRAS 410 (2011) 2556
  - [9] R.C. Gilmore et al., MNRAS 422 (2012) 3189
  - [10] Y. Inoue et al., ApJ 768 (2013) 197
  - [11] E. Dwek & F. Krennrich, APh 43 (2013) 112
  - [12] A.I. Nikishov, Sov. Phys. JETP 14 (1962) 393
  - [13] R.J. Gould & G. Shreder, Phys. Rev. 155 (1967) 1408
  - [14] J.V. Jelley, Phys. Rev. Lett. 16 (1966) 479
  - [15] T. Dzhatdov et al., Preprint astro-ph/1609.01013 (2016)
  - [16] T.A. Dzhatdov, J. Phys. Conf. Ser. 632 (2015) 012035
  - [17] T. Dzhatdov, Izvestiya Rossiiskoi Akademii Nauk 79 (2015) 363 (Preprint astro-ph/1501.00259)
  - [18] T. Dzhatdov et al., Proc. of the ISVHECRI-2016 Conference, to appear in EPJ Web of Conf. (2017)
  - [19] T. Dzhatdov et al., Proc. of the 2<sup>nd</sup> ICPPA Conference, to appear in J. Phys. Conf. Ser. (2017)
  - [20] M. Punch, Nature 358 (1992) 477
  - [21] F.W. Stecker & O.C. de Jager, ApJ 415 (1993) 71
  - [22] O.C. de Jager et al., Nature 369 (1994) 294
  - [23] D. Horns & M. Meyer, JCAP (2012) 033
  - [24] D. Horns, Preprint astro-ph/1602.07499 (2016)
  - [25] A. Neronov et al., A&A 541 (2012) A31
  - [26] A. Furniss et al., MNRAS 446 (2015) 2267
  - [27] W. Chen et al., Phys. Rev. Lett. 115 (2015) 211103
  - [28] T.C. Arlen et al., ApJ 796 (2014) 18
  - [29] A.E. Broderick et al., ApJ 752 (2012) 22
  - [30] S. Archambault et al., Preprint astro-ph/1701.00372 (2017)
  - [31] Ie. Vovk et al., ApJ Lett. 747 (2012) L14
  - [32] E. Aliu et al., ApJ 782 (2014) 13
  - [33] A. Neronov & Ie. Vovk, Science 328 (2010) 73
  - [34] C.D. Dermer et al., ApJ Lett. 733 (2011) L21
  - [35] T. Dzhatdov et al., Proc. of the 34<sup>th</sup> Russian Cosmic Ray Conference, to appear in Izvestiya Rossiiskoi Akademii Nauk (2017)
  - [36] M.L. Ahnen et al., Preprint astro-ph/1612.09472 (2016)
  - [37] W. Essey et al., Phys. Rev. Lett. 104 (2010) 141102
  - [38] A. Mirizzi et al., Phys. Rev. D 76 (2007) 023001