

Speed from light: growth rate and bulk flow at $z \sim 0.1$ from improved SDSS DR13 photometry

Martin Feix,^{1,*} Enzo Branchini,^{2,3,4,†} and Adi Nusser^{5,6,‡}

¹*CNRS, UMR 7095 & UPMC, Institut d'Astrophysique de Paris, 98 bis Boulevard Arago, 75014, Paris, France*

²*Department of Mathematics and Physics, Università Roma Tre, Via della Vasca Navale 84, Rome 00146, Italy*

³*INFN Sezione di Roma 3, Via della Vasca Navale 84, Rome 00146, Italy*

⁴*INAF, Osservatorio Astronomico di Roma, Monte Porzio Catone, Italy*

⁵*Department of Physics, Israel Institute of Technology - Technion, Haifa 32000, Israel*

⁶*Asher Space Science Institute, Israel Institute of Technology - Technion, Haifa 32000, Israel*

Observed galaxy luminosities (derived from redshifts) hold information on the large-scale peculiar velocity field in the form of spatially correlated scatter, which allows for bounds on bulk flows and the growth rate of matter density perturbations using large galaxy redshift surveys. We apply this luminosity approach to galaxies from the recent SDSS Data Release 13. Our goal is twofold. First, we take advantage of the recalibrated photometry to identify possible systematic errors relevant to our previous analysis of earlier data. Second, we seek improved constraints on the bulk flow and the normalised growth rate $f\sigma_8$ at $z \sim 0.1$. Our results confirm the robustness of our method. Bulk flow amplitudes, estimated in two redshift bins with $0.02 < z_1 < 0.07 < z_2 < 0.22$, are generally smaller than in previous measurements, consistent with both the updated photometry and expectations for the Λ CDM model. The obtained growth rate, $f\sigma_8 = 0.48 \pm 0.16$, is larger than, but still compatible with, its previous estimate, and closer to the reference value of Planck. Rather than precision, the importance of these results is due to the fact that they follow from an independent method that relies on accurate photometry, which is a top requirement for next-generation photometric catalogues.

Keywords: Cosmology: theory, observations; large-scale structure of the universe; dark matter and dark energy; statistical methods; redshift surveys

I. INTRODUCTION

Cosmology is steadily maturing from a phase driven by high precision to a high-accuracy science. While statistical estimators and observational strategies have been designed to minimise random errors, the focus is now shifting towards systematic uncertainties and their impact on the total error budget. Various strategies have been adopted to tackle this problem. The most effective one is to estimate the same quantity using different techniques applied to independent datasets. Considering the linear growth rate of matter density fluctuations, f , as an example, redshift-space distortions (RSDs) have been recognised as the most promising method to estimate this important quantity [e.g., 1, 2] and are now adopted as its standard probe in next-generation galaxy redshift surveys [e.g., 3, 4]. Peculiar velocities measured from distance indicators have traditionally represented an alternative probe which has provided a precious, though very local, robustness test for analyses based on RSDs. More recently, yet another technique has been proposed to infer the growth rate from a photometric dataset complemented with spectroscopic redshift information [5, 6]. Thanks to this luminosity method, we now have independent and consistent f -estimates out to redshifts $z \sim 0.1$.

The luminosity method can also be used to assess the coherence of the peculiar velocity field, most notably the

bulk flow, i.e. the volume average of the peculiar velocity field. Again, and this constitutes a second example, this technique has provided an important consistency check to other estimates based on galaxy peculiar velocities and contributed to rule out claims of anomalously large flows that would prove difficult to justify within the standard cosmological Λ CDM scenario [7–9].

The purpose of this paper is to further the luminosity method by reducing the impact of systematics and to improve estimates of the bulk flow and the cosmic growth rate at $z \sim 0.1$ obtained in [6]. We are able to achieve this goal using the new Sloan Digital Sky Survey Data Release 13 (SDSS DR13) catalogue [10, 11] in which photometry has been recalibrated to a nominal mmag level [12]. Accurate photometry is of paramount importance to bulk flows inferred from the luminosity method adopted here since small, but spatially correlated errors can mimic spurious coherent flows and lead to biased measurements.

We aim at two main goals. Firstly, thanks to the reduction of systematic errors, we will test the robustness of our previous results. This mainly applies to the bulk flow estimate since the measurement of the growth rate involves additional information (spatial clustering from spectroscopic redshift surveys) which reduces the impact of systematics. Secondly, due to the fact that statistical uncertainties of the recalibrated magnitudes are also smaller, we will be able to improve the accuracy in the bulk flow estimate.

The paper is structured as follows: after a short recap of the luminosity methodology and its underlying equations in section II, we introduce the SDSS data and mock galaxy samples used by our analysis in section III. Con-

* Electronic address: feix@iap.fr

† Electronic address: branchin@fis.uniroma3.it

‡ Electronic address: adi@physics.technion.ac.il

sidering galaxies in two different redshift bins, we present new bulk flow measurements and discuss their interpretation using mock catalogues in section IV A. Adopting clustering-based reconstructions of the linear velocity field, we provide updated constraints on the growth rate of density perturbations and compare these to previous findings in section IV B. Throughout this work, we will closely follow the notation of [6, 9], and assume a flat Λ CDM cosmology with fixed density parameters based on the Wilkinson Microwave Anisotropy Probe (WMAP) taken from [13]. Galaxy redshifts are expressed relative to the rest frame of the cosmic microwave background (CMB) using the dipole estimate of [14].

II. METHODOLOGY

To lowest order in linear perturbation theory, observed galaxy redshifts z differ from their actual cosmological distances or redshifts z_c , which are defined for an unperturbed background, according to [e.g., 15]

$$\frac{z - z_c}{1 + z} \approx \frac{V(t, \hat{r}r)}{c}. \quad (1)$$

Here \hat{r} is a unit vector along the line of sight to a given galaxy and V denotes the physical radial peculiar velocity field which yields the predominant contribution to this difference at sufficiently low redshifts. Consequently, observed magnitudes M , derived from galaxy redshifts, are generally different from the true value $M^{(t)}$,

$$\begin{aligned} M &= m - DM(z) - K(z) + Q(z) \\ &= M^{(t)} + 5 \log_{10} \frac{D_L(z_c)}{D_L(z)}, \end{aligned} \quad (2)$$

where $DM = 25 + 5 \log_{10}[D_L/\text{Mpc}]$ is the distance modulus, D_L denotes the luminosity distance, m is the apparent magnitude, and the functions $K(z)$ and $Q(z)$ account for K -corrections [e.g., 16] and luminosity evolution with redshift, respectively. The modulation of magnitudes $M - M^{(t)}$ is systematic across the sky and can be harnessed to obtain constraints on the peculiar velocity field, using maximum-likelihood techniques [17].

Detailed descriptions of the luminosity method and its various implementations are given in [5, 7] and [9]. Here we present a brief overview of the key elements. Considering a galaxy survey with magnitudes, spectroscopic redshifts, and angular positions \hat{r}_i on the sky, the starting point is to choose an appropriate model for the radial velocity field $V(\hat{r}, z)$ which is characterised by a set of model parameters ζ_k . To find an estimate of the ζ_k , one maximises the probability of observing the data,

$$\begin{aligned} P_{\text{tot}} &= \prod_i P(M_i | z_i, V_i(\{\zeta_k\})) \\ &= \prod_i \left(\phi(M_i) \Big/ \int_{M_i^+}^{M_i^-} \phi(M) dM \right), \end{aligned} \quad (3)$$

where $V_i(\{\zeta_k\})$ corresponds to the radial velocity field evaluated at the position of galaxy i , and redshift errors are neglected [5, 7]. Here $\phi(M)$ denotes the galaxy luminosity function (LF) which is determined from the very same dataset, and M^\pm are the limiting magnitudes which depend on the survey's flux cuts and individual radial velocities field through the cosmological redshift z_c specified in Eq. (1). The rationale of this approach is to find the set of model parameters which yield the minimal spread in the observed magnitudes.

The luminosity method may be used to constrain the peculiar velocity field in different ways. In this study, we focus on two types of measurements. To estimate cosmic bulk flows, we simply set the peculiar velocity model to $V(\hat{r}, z) = \hat{r} \cdot \mathbf{v}_B$, where the components of the bulk flow vector \mathbf{v}_B are the free model parameters determined by the likelihood procedure [7, 8]. Since the peculiar velocity field is spatially coherent on large-scales, another possibility is to independently predict it from the observed galaxy distribution in redshift space [18–20]. The velocity field obtained in this way is a function of $\beta = f/b$, where f is the growth rate and b is the linear bias between galaxies and total matter. Combined with the likelihood approach, this allows for constraining β with observed galaxy luminosities [5].

An important element in the luminosity approach is to reliably estimate the galaxy LF from the given data. To this end, we adopt two different models of the LF in our analysis. The first one was introduced in [8] and is based on a cubic spline. Details regarding the implementation of this particular spline model are extensively discussed in [9]. The second one assumes the well-known Schechter form which is characterised by the usual parameters M^* and α^* [21, 22]. As the normalization of the LF cancels in the likelihood function, it does not concern us here.

III. DATA

A. SDSS DR13 galaxy catalogue

The key asset of this work is the recently improved SDSS galaxy photometry of the publicly available Data Release 13 (DR13) [11].¹ Considering only galaxies that are part of the SDSS legacy survey, the catalogue has a median redshift of $z \approx 0.1$ and provides magnitudes in five different photometric bands which are corrected for Galactic extinction using the updated estimates of [23]. Compared to previous data releases, the SDSS photometry has been recalibrated using imaging data from the PanSTARRS1 survey [24] yielding differences up to the percent level [12]. Analogue to our recent analysis based on galaxies from the SDSS Data Release 7 (DR7) [9, 25], we use Petrosian r -band magnitudes and select

¹ <http://www.sdss.org/dr13/>

galaxies within $14.5 < m_r < 17.6$. Furthermore, we exclude galaxies with questionable spectroscopic redshifts or photometry by requiring the corresponding `zWarning` and `PS1_UNPHOT` flags to equal zero. Since it plays a negligible role in our analysis which is insensitive to galaxy clustering, we make no attempt at accounting for fibre collisions. To minimise systematic effects resulting from uncertainties in K -corrections or luminosity evolution, we express absolute magnitudes in the $^{0.1}r$ -bandpass [26]. Finally, we further constrain the observed absolute magnitudes M_r and redshifts of galaxies by imposing $-22.5 < M_r - 5 \log_{10} h < -17.0$ and $0.02 < z < 0.22$. For our assumed cosmology, this yields a working sample with approximately 4.5×10^5 galaxies, comprising around 10^5 galaxies less than the corresponding SDSS DR7 sample considered in [9]. This purer sample is labeled as `luminosityA` and used for the bulk flow measurements presented in section IV A.

Concerning the constraints on β , we also constructed a second flux-limited subsample, `luminosityB`, which was obtained as in [6] by trimming the sample `luminosityA` to the redshift range $0.06 < z < 0.12$ and selecting only galaxies within $-33^\circ < \eta < 36^\circ$ and $-48^\circ < \lambda < 51.5^\circ$, where η and λ are the SDSS survey latitude and survey longitude, respectively. This leads to a spatially connected sample volume at $z = 0.1$ for which reliable reconstructions of the peculiar velocity field can be obtained. The sample contains a total of roughly 1.7×10^5 galaxies which is around 15% less compared to the size of the data sample used in [6].

Because we are dealing with galaxy samples limited to $z \approx 0.2$, we follow the lines of [9] and assume that the luminosity evolution depends linearly on redshift, i.e.

$$Q(z) = Q_0 \times (z - z_0), \quad (4)$$

where the pivotal redshift is set to $z_0 = 0.1$. Results from applying the luminosity method to these datasets are robust with respect to different models for luminosity evolution as well as K -corrections of individual galaxies [9]. Regarding the latter, we shall adopt the two-dimensional polynomial model of [27] which yields K -corrections as a function of redshift and $g - r$ color. To compute limiting absolute magnitudes M^\pm at a given redshift z in the $^{0.1}r$ -bandpass, we resort to the mean K -correction specified in [9]. Like in our previous analyses based on DR7, galaxies are weighted by their angular completeness when calculating the total likelihood function P_{tot} .

B. Mock galaxy catalogues

To aid the interpretation of bulk flow measurements, we consider a suite of 269 mock galaxy catalogues which were modelled after the SDSS DR7 and allow for an assessment of effects due to known systematics, incompleteness, and cosmic variance. A detailed description of how these mocks were constructed can be found in [9]. Since the number of galaxies in the DR7 and DR13

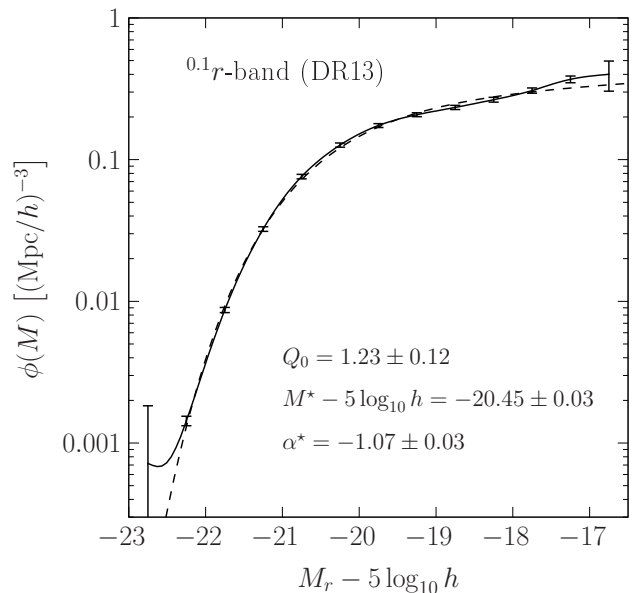


FIG. 1. The $^{0.1}r$ -band luminosity function of the `luminosityA` sample from the SDSS DR13: illustrated are the maximum-likelihood result adopting the spline-based estimator with $\Delta M = 0.5$ (solid line), and a fit based on the Schechter model (dashed line). Error bars correspond to marginalised 99.7% confidence limits of individual spline points.

samples is comparable and the photometric recalibration of r -band magnitudes in DR13 introduced only slight changes at the level of a few mmag, the mock catalogues remain a suitable choice for the present study. Cross-matching DR13 and DR7 galaxies within one arcsec, for example, we find that more than 95% of all galaxies in `luminosityA` are included in the corresponding DR7 sample of [9]. As we show in section IV A, a further indication is provided by a very similar LF estimate between the two datasets.

The mock catalogues include a systematic error in the SDSS DR7 photometric calibration which results in an overall zero-point photometric tilt at the level of 10 mmag over the entire survey area [28]. This tilt was modeled by a randomly oriented dipole which is characterised by a root mean square of $\delta m_{\text{dipole}} = 0.01$ using all galaxies in the sample. Since the impact of such systematics is expected to be significantly reduced in the new SDSS DR13 calibration [12], we have removed the dipole contribution from all mocks before considering them in our analysis.

IV. DATA ANALYSIS

In what follows, we apply the luminosity method to the SDSS DR13 galaxy samples. The new bulk flow measurements are presented and interpreted in section IV A and updated constraints on the cosmic growth rate are discussed in IV B. For both cases, we will compare our results to previous estimates based on the corresponding

TABLE I. Comparison of bulk flow measurements obtained from the SDSS DR7 and DR13 galaxy samples in two redshift bins for the different models of the LF described in the text. The quoted errors represent marginalised 68% confidence intervals.

$\phi(M)$	0.02 < z < 0.07			0.07 < z < 0.22			
	v_x [km/s]	v_y [km/s]	v_z [km/s]	v_x [km/s]	v_y [km/s]	v_z [km/s]	
Hybrid	-227 ± 128	-326 ± 113	-239 ± 73	-367 ± 92	-439 ± 85	-25 ± 71	(DR7)
Fixed	-175 ± 126	-278 ± 111	-147 ± 58	-340 ± 90	-409 ± 81	-45 ± 43	
Schechter	-151 ± 130	-277 ± 116	-102 ± 78	-422 ± 93	-492 ± 86	-150 ± 74	
Hybrid	-200 ± 140	-292 ± 122	-146 ± 84	-349 ± 100	-301 ± 92	129 ± 87	(DR13)
Fixed	-199 ± 140	-292 ± 121	-129 ± 61	-363 ± 100	-323 ± 90	70 ± 47	
Schechter	-202 ± 141	-287 ± 124	69 ± 92	-356 ± 100	-324 ± 92	19 ± 93	

SDSS DR7 datasets [6, 9].

A. Bulk flow estimates

To begin with, we determine the LF, denoted by $\phi(M)$, in the $0.1r$ -band for the sample luminosityA, assuming a vanishing velocity field. Choosing the spline-based estimator with a spline-point separation of $\Delta M = 0.5$, the result is illustrated as the solid line in Figure 1. Just as in [9], $\phi(M)$ is normalised to unity over the sample’s absolute magnitude range, and the error bars were obtained from the “constrained” covariance matrix which enforces the normalization constraint by a Lagrangian multiplier [29]. Despite a smaller estimate of the evolution parameter, $Q_0 = 1.23 \pm 0.12$ (1.60 ± 0.11 for DR7), the found result agrees well with studies based on previous data releases [9, 30, 31]. Fitting our estimate of $\phi(M)$ with a Schechter form, we obtain the parameters $M^* - 5 \log_{10} h = -20.45 \pm 0.03$ and $\alpha^* = -1.07 \pm 0.03$, which is fully consistent with the analysis of SDSS DR7 data in [9] and supports the argument in section III B. The corresponding Schechter fit is shown as the dashed line in Figure 1.

Since the SDSS samples cover only part of the sky, bulk flow measurements generally probe linear combinations of different velocity moments due to statistical mixing. This also includes the LF model and its evolution which may effectively introduce an additional monopole term. If interpreted with appropriate mock catalogues mimicking the angular footprint of the real survey, however, such measurements can yield meaningful results. Here we shall follow the strategy described in [9] to estimate bulk flows in two redshift bins with $0.02 < z_1 < 0.07 < z_2 < 0.22$.² In particular, we consider the following different approaches regarding the treatment of the LF in the likelihood analysis:

- (a) Estimate the LF with the spline-based model for

² As detailed in [9], this choice mainly follows from requiring comparable signal-to-noise ratios between the two redshift bins.

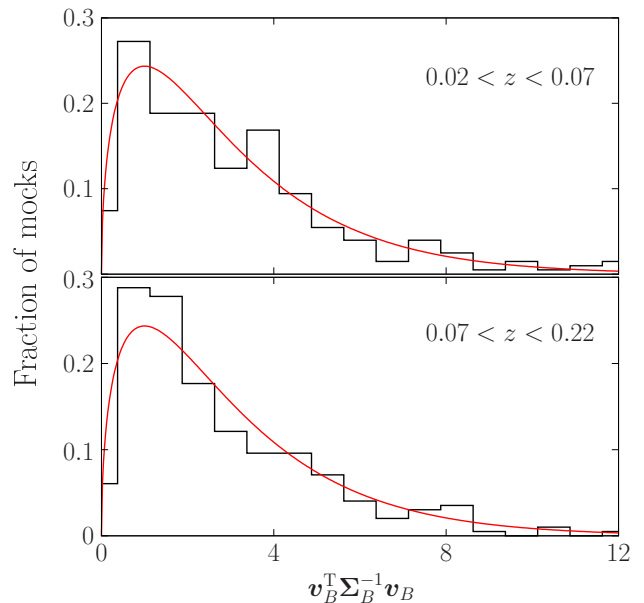


FIG. 2. Distribution of the quadratic form $\mathbf{v}_B^T \Sigma_B^{-1} \mathbf{v}_B$ in two redshift bins derived from the SDSS mock catalogues, assuming the Schechter model of the LF: the histograms represent the observed (normalised) distribution and solid lines correspond to the χ^2 -distribution with $k = 3$ degrees of freedom.

a vanishing velocity field, and keep it fixed in the subsequent bulk flow analysis.

- (b) Fit a Schechter form to the spline-based LF estimate for a vanishing velocity field and model the LF as a superposition of a Schechter form and the corresponding residual (hybrid approach).

- (c) Adopt a Schechter model for the LF.

The inferred bulk flows are summarised in Table I. For comparison, we also list the recent estimates based on SDSS DR7 [9]. The components of the bulk flow are expressed in a Cartesian coordinate system defined by its x -, y -, and z -axes pointing towards Galactic coordinates $(l, b) \approx (81^\circ, -7^\circ)$, $(172^\circ, -1^\circ)$, and $(90^\circ, 83^\circ)$, respectively, where the z -axis roughly aligns with the direction

TABLE II. Comparison of estimated event levels (expressed in standard deviations σ) for the bulk flow amplitudes obtained from the SDSS DR7 and DR13 galaxy samples in two redshift bins assuming different models of the LF.

$\phi(M)$	Event level [σ]		
	$0.02 < z < 0.07$	$0.07 < z < 0.22$	
Hybrid	1.96	2.75	(DR7)
Fixed	2.40	2.62	
Schechter	0.95	3.19	
Hybrid	1.30	2.48	(DR13)
Fixed	2.26	2.42	
Schechter	1.18	2.22	

towards the centre of the northern survey region. Measurement errors were derived from the covariance matrix Σ which is obtained by direct inversion of the observed Fisher matrix, defined as $\mathbf{F}_{\alpha\beta} = -\partial \log P_{\text{tot}} / (\partial x_\alpha \partial x_\beta)$ evaluated at the most likely parameter vector $\hat{\mathbf{x}}^{\text{ML}}$.

Considering total bulk flow amplitudes, the DR13 estimates are generally smaller than the DR7 ones. Averaging the results over the different LF models yields values of $|v_B| \approx 370 \pm 115$ and 485 ± 95 in units of km s^{-1} for the low and high-redshift bin, respectively. In the high- z bin, the flow amplitudes are reduced by about 50–200 km s^{-1} compared to DR7, where the most significant changes appear for the Schechter model of the LF. The bulk flow components found from estimators using different LF models are in reasonable agreement, typically consistent within the quoted uncertainties. Assuming the results based on the hybrid model, the estimated bulk flows from DR13 are pointing towards $(l, b) \approx (315^\circ, -17^\circ) \pm (52^\circ, 15^\circ)$ and $(304^\circ, 22^\circ) \pm (14^\circ, 11^\circ)$ for the first and second redshift bin, respectively. Similar directions are obtained for the other estimators.

To better assess these measurements, we repeated the analysis for the 269 mock galaxy catalogues introduced in section III B. In contrast to the study presented in [9], these mocks do not account for the photometric tilt of the SDSS DR7 calibration which severely contaminates bulk flows measured through the luminosity approach. The results based on our mocks suggest that the individual flow components obtained with our methods are not statistically independent, but subject to correlations at the level of 0.1–0.3. If the joint distribution of bulk flow components is approximately given by a multivariate Gaussian with covariance matrix Σ_B , the quadratic form $\mathbf{v}_B^T \Sigma_B^{-1} \mathbf{v}_B$ should follow a χ^2 -distribution with $k = 3$ degrees of freedom. To test the validity of this assumption, we computed $\mathbf{v}_B^T \Sigma_B^{-1} \mathbf{v}_B$ directly from the SDSS mocks. For the Schechter LF model, the resulting distributions, plotted as histograms in Figure 2, are indeed well-matched by the χ^2 -distribution (solid curves). Adopting the other models of the LF yields very similar results. Using the estimate of Σ_B from the mock catalogues, we may, therefore, assign probabilities to the

bulk flow measurements listed in Table I. As customary, we express these in terms of confidence limits based on normally distributed data.

The corresponding event levels (in units of the standard deviation σ) for the inferred bulk flow amplitudes are presented in Table II. Compared to the DR7 results, the probability estimates of the DR13 measurements are on average considerably larger, and thus consistent with an improved photometric calibration. The most prominent change is found in the high- z bin for the Schechter model of the LF, where the event level drops from 3.19 to 2.22σ . All measured DR13 flow amplitudes are contained within the 2.5σ confidence interval. Given the remaining uncertainties in the photometric data, limitations in the modelling of the mock catalogues, and their relatively small number, we conclude that the estimated bulk flows for SDSS DR13 are in agreement with the standard Λ CDM model. As was already pointed out in [9], we emphasize that our results are robust with respect to the particular choices of the background cosmology³, K -corrections, and the luminosity evolution.

B. Constraints on the growth rate at $z \sim 0.1$

Following the procedure outlined in [6], we now derive constraints on β from the recalibrated SDSS DR13 data. The deviations in photometry between the bulk of DR13 and DR7 galaxies are around few mmag and have only little impact on the selection of volume-limited subsamples used to build models of the linear peculiar velocity field. Hence, we do not expect any relevant changes in the reconstruction of velocities which is generally robust to the adopted smoothing length and features on small scales [5, 19]. For this reason, we resort to the velocity models of [6] which were derived from the SDSS DR7 catalogue for discrete and equidistant β -values with $\Delta\beta = 0.05$ and $0 \leq \beta \leq 1$. These models are based on a decomposition of the smoothed galaxy density field into spherical harmonics ($l_{\text{max}} = 150$) and assume a Gaussian filter of $10h^{-1}$ Mpc radius. As argued in [6], the contributions due to the monopole and dipole terms are uncertain and were removed from the velocity reconstruction ($l > 1$). Using the linear velocity models, galaxies in the subsample `luminosityB` are supplied with radial velocities $V_i(\beta)$ and then used in the likelihood procedure to determine the most probable β -value. To maximise P_{tot} , we adopt the spline-based LF which is fixed to its estimate for zero galaxy velocities. Our analysis also accounts for a slight statistical bias which emerges from the partial sky coverage of the considered SDSS datasets. All details regarding the calculation are summarised in [9].

³ For example, varying the total matter density parameter Ω_m in spatially flat cosmologies over the range $0.25 < \Omega_m < 0.35$ yields almost the same estimates of the various flow components, typically within a few km s^{-1} .

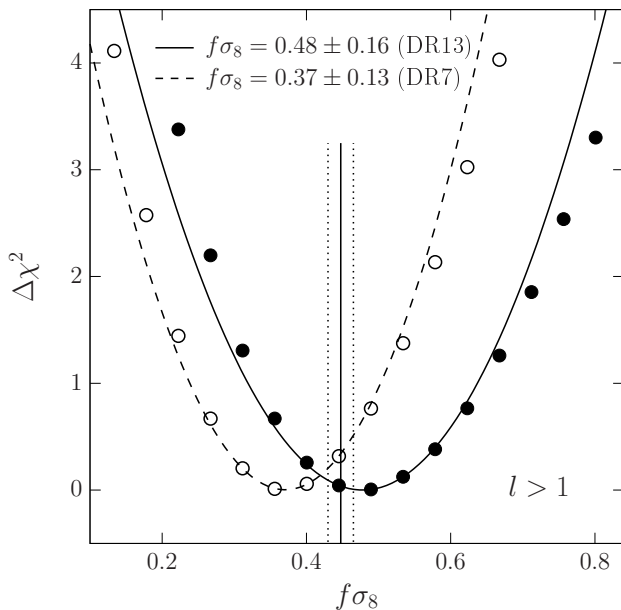


FIG. 3. Estimated $\Delta\chi^2$ (and its quadratic approximation) as a function of $f\sigma_8$ for linear velocity models with $l > 1$. Presented are results based on galaxies from SDSS DR13 (filled circles) and DR7 (open circles). The estimates assume the power spectrum amplitude of L^* -galaxies given by [32]. Vertical lines indicate the result inferred from Planck data (TT+lowP+lensing) [34] and its 95% confidence limits.

Carrying out the above steps, we find $\beta = 0.54 \pm 0.18$ for the DR13 galaxy sample. This new estimate is around 30% larger than our previous result ($\beta = 0.42 \pm 0.14$ for DR7), but consistent within the quoted uncertainties which have been obtained from approximating the log-likelihood near its maximum to quadratic order. For velocity models which exclude more of the low multipoles (e.g., models with $l > 5$), we observe a similar trend. Assuming the power spectrum amplitude of L^* -galaxies inferred in [32], we may rewrite the result in terms of $f\sigma_8$, which allows for a comparison to measurements based on different datasets [33] and where σ_8 is the amplitude of matter fluctuations in spheres of $8h^{-1}$ Mpc radius. This yields a value of $f\sigma_8 = 0.48 \pm 0.16$ (and $f\sigma_8 = 0.37 \pm 0.13$ for DR7; see Figure 3) close to the Λ CDM estimate at $z = 0.1$ based on the Planck data [$f\sigma_8 \approx 0.45$; shown as the solid vertical line in Figure 3; 34].

Our result is independent of the Hubble constant and quite insensitive to the precise choice of the cosmological

parameters, the removal of high- l modes in the velocity models [6], or the used LF model. Assuming a Schechter form changes the result marginally, i.e. $\beta = 0.55 \pm 0.18$. Similar to the case of bulk flows, differences in the treatment of K -corrections and luminosity evolution have only a minor impact on the analysis [5, 9].

To summarise, the constraints on the large-scale peculiar velocity field at $z \sim 0.1$, derived from SDSS DR13 galaxies using the luminosity fluctuation method, are in excellent agreement with the standard Λ CDM model of cosmology. Compared to previous results obtained for DR7, measured bulk flow amplitudes are generally reduced, especially at higher redshifts ($0.07 < z < 0.22$) where photometric uncertainties have a more significant impact on the analysis. The estimated growth rate is slightly larger than, but still compatible with, the DR7 result, yielding a value close to the extrapolation based on Planck data. The found changes are consistent with the photometric recalibration of r -band magnitudes to a nominal mmag level [12] and further confirm the robustness of the luminosity method for datasets with accurate photometry. From this point of view, all galaxy catalogues with similarly small photometric errors [4, 35, 36] could be considered for future applications.

ACKNOWLEDGMENTS

This research was supported by the I-CORE Program of the Planning and Budgeting Committee, THE ISRAEL SCIENCE FOUNDATION (grants No. 1829/12 and No. 203/09), the German-Israeli Foundation for Research and Development, the Asher Space Research Institute, and in part by the Lady Davis Foundation. M.F. acknowledges support by the grant ANR-13-BS05-0005 of the French National Research Agency. E.B. is supported by INFN-PD51 INDARK, MIUR PRIN 2011 “The dark Universe and the cosmic evolution of baryons: from current surveys to Euclid”, and the Agenzia Spaziale Italiana from the agreement ASI/INAF/I/023/12/0. Funding for the SDSS and SDSS-II has been provided by the Alfred P. Sloan Foundation, the Participating Institutions, the National Science Foundation, the U.S. Department of Energy, the National Aeronautics and Space Administration, the Japanese Monbukagakusho, the Max Planck Society, and the Higher Education Funding Council for England.

[1] L. Guzzo, M. Pierleoni, B. Meneux, E. Branchini, O. Le Fèvre, C. Marinoni, B. Garilli, J. Blaizot, G. De Lucia, A. Pollo, *et al.*, *Nature*, **451**, 541 (2008), arXiv:0802.1944.
[2] W. J. Percival and M. White, *MNRAS*, **393**, 297 (2009), arXiv:0808.0003.
[3] M. Levi, C. Bebek, T. Beers, R. Blum, R. Cahn, D. Eisen-

stein, B. Flaugher, K. Honscheid, R. Kron, O. Lahav, and representing the DESI collaboration, ArXiv e-prints (2013), arXiv:1308.0847 [astro-ph.CO].
[4] R. Laureijs, J. Amiaux, S. Arduini, J. . Auguères, J. Brinchmann, R. Cole, M. Cropper, C. Dabin, L. Duvet, A. Ealet, *et al.*, ArXiv e-prints (2011), arXiv:1110.3193 [astro-ph.CO].

- [5] A. Nusser, E. Branchini, and M. Davis, *ApJ*, **744**, 193 (2012), arXiv:1106.6145 [astro-ph.CO].
- [6] M. Feix, A. Nusser, and E. Branchini, *Physical Review Letters*, **115**, 011301 (2015), arXiv:1503.05945.
- [7] A. Nusser, E. Branchini, and M. Davis, *ApJ*, **735**, 77 (2011), arXiv:1102.4189 [astro-ph.CO].
- [8] E. Branchini, M. Davis, and A. Nusser, *MNRAS*, **424**, 472 (2012), arXiv:1202.5206 [astro-ph.CO].
- [9] M. Feix, A. Nusser, and E. Branchini, *JCAP*, **9**, 019 (2014), arXiv:1405.6710.
- [10] SDSS Collaboration, D. G. York, J. Adelman, J. E. Anderson, Jr., S. F. Anderson, J. Annis, N. A. Bahcall, J. A. Bakken, R. Barkhouser, S. Bastian, E. Berman, *et al.*, *AJ*, **120**, 1579 (2000), astro-ph/0006396.
- [11] SDSS Collaboration, F. D. Albareti, C. Allende Prieto, A. Almeida, F. Anders, S. Anderson, B. H. Andrews, A. Aragon-Salamanca, M. Argudo-Fernandez, E. Armengaud, *et al.*, *ArXiv e-prints* (2016), arXiv:1608.02013.
- [12] D. P. Finkbeiner, E. F. Schlafly, D. J. Schlegel, N. Padmanabhan, M. Jurić, W. S. Burgett, *et al.*, *ApJ*, **822**, 66 (2016), arXiv:1512.01214 [astro-ph.IM].
- [13] E. Calabrese, R. A. Hlozek, N. Battaglia, E. S. Battistelli, J. R. Bond, J. Chluba, D. Crichton, S. Das, M. J. Devlin, J. Dunkley, *et al.*, *Physical Review D*, **87**, 103012 (2013), arXiv:1302.1841 [astro-ph.CO].
- [14] D. J. Fixsen, E. S. Cheng, J. M. Gales, J. C. Mather, R. A. Shafer, and E. L. Wright, *ApJ*, **473**, 576 (1996), astro-ph/9605054.
- [15] R. K. Sachs and A. M. Wolfe, *ApJ*, **147**, 73 (1967).
- [16] M. R. Blanton and S. Roweis, *AJ*, **133**, 734 (2007), astro-ph/0606170.
- [17] G. A. Tammann, A. Yahil, and A. Sandage, *ApJ*, **234**, 775 (1979).
- [18] P. J. E. Peebles, *The large-scale structure of the universe* (Princeton University Press, 1980).
- [19] A. Nusser and M. Davis, *ApJL*, **421**, L1 (1994), astro-ph/9309009.
- [20] A. Keselman and A. Nusser, *ArXiv e-prints* (2016), arXiv:1609.03576.
- [21] A. Sandage, G. A. Tammann, and A. Yahil, *ApJ*, **232**, 352 (1979).
- [22] P. L. Schechter, *Astronomical Journal*, **85**, 801 (1980).
- [23] E. F. Schlafly and D. P. Finkbeiner, *ApJ*, **737**, 103 (2011), arXiv:1012.4804 [astro-ph.GA].
- [24] N. Kaiser, W. Burgett, K. Chambers, L. Denneau, J. Heasley, R. Jedicke, E. Magnier, J. Morgan, P. Onaka, and J. Tonry, in *Ground-based and Airborne Telescopes III*, Society of Photo-Optical Instrumentation Engineers (SPIE) Conference Series, Vol. 7733 (2010).
- [25] SDSS Collaboration, K. N. Abazajian, J. K. Adelman-McCarthy, M. A. Agüeros, S. S. Allam, C. Allende Prieto, D. An, K. S. J. Anderson, S. F. Anderson, J. Annis, N. A. Bahcall, *et al.*, *ApJ. S*, **182**, 543 (2009), arXiv:0812.0649.
- [26] M. R. Blanton, J. Brinkmann, I. Csabai, M. Doi, D. Eisenstein, M. Fukugita, J. E. Gunn, D. W. Hogg, and D. J. Schlegel, *AJ*, **125**, 2348 (2003), astro-ph/0205243.
- [27] I. V. Chilingarian, A.-L. Melchior, and I. Y. Zolotukhin, *MNRAS*, **405**, 1409 (2010), arXiv:1002.2360 [astro-ph.IM].
- [28] N. Padmanabhan, D. J. Schlegel, D. P. Finkbeiner, J. C. Barentine, M. R. Blanton, H. J. Brewington, J. E. Gunn, M. Harvanek, D. W. Hogg, Ž. Ivezić, *et al.*, *ApJ*, **674**, 1217 (2008), astro-ph/0703454.
- [29] F. James, *Statistical Methods in Experimental Physics: 2nd Edition* (World Scientific Publishing Co., Pte. Ltd., Singapore, 2006).
- [30] M. R. Blanton, D. W. Hogg, N. A. Bahcall, J. Brinkmann, M. Britton, A. J. Connolly, I. Csabai, M. Fukugita, J. Loveday, A. Meiksin, *et al.*, *ApJ*, **592**, 819 (2003), astro-ph/0210215.
- [31] A. D. Montero-Dorta and F. Prada, *MNRAS*, **399**, 1106 (2009), arXiv:0806.4930.
- [32] M. Tegmark, M. R. Blanton, M. A. Strauss, F. Hoyle, D. Schlegel, R. Scoccimarro, M. S. Vogeley, D. H. Weinberg, I. Zehavi, A. Berlind, *et al.*, *ApJ*, **606**, 702 (2004), astro-ph/0310725.
- [33] Y.-S. Song and W. J. Percival, *JCAP*, **10**, 4 (2009), arXiv:0807.0810.
- [34] Planck Collaboration, P. A. R. Ade, N. Aghanim, M. Arnaud, M. Ashdown, J. Aumont, C. Baccigalupi, A. J. Banday, R. B. Barreiro, J. G. Bartlett, *et al.*, *A&A*, **594**, A13 (2016), arXiv:1502.01589.
- [35] Dark Energy Survey Collaboration, T. Abbott, F. B. Abdalla, J. Aleksić, S. Allam, A. Amara, D. Bacon, *et al.*, *MNRAS*, **460**, 1270 (2016), arXiv:1601.00329.
- [36] LSST Dark Energy Science Collaboration, *ArXiv e-prints* (2012), arXiv:1211.0310 [astro-ph.CO].