

Cosmic microwave background constraints on primordial black hole dark matter

Daniel Aloni¹, Kfir Blum¹, and Raphael Flauger²

¹*Weizmann Institute, Department of Physics and Astrophysics, Rehovot, Israel 76100*

²*University of California, San Diego, 9500 Gilman Drive 0319 CA La Jolla 92093*

We revisit cosmic microwave background (CMB) constraints on primordial black hole dark matter. Spectral distortion limits from COBE/FIRAS do not impose a relevant constraint. Planck CMB anisotropy power spectra imply that primordial black holes with $m_{BH} \gtrsim 5 M_\odot$ are disfavored. However, this is susceptible to sizeable uncertainties due to the treatment of the black hole accretion process. These constraints are weaker than those quoted in earlier literature for the same observables.

I. INTRODUCTION AND RESULT

Primordial black holes (BHs) accrete matter in the early Universe, releasing accretion luminosity that heats and ionises hydrogen leading to potentially observable effects in the spectrum and anisotropy pattern of cosmic microwave background (CMB) radiation. Ref. [1] analyzed these effects, concluding that BHs with mass $m_{BH} \gtrsim 5 \times 10^{-2} M_\odot$ are excluded as dark matter (DM) candidates (see e.g. [2] for a recent review). We revisit cosmological aspects of the analysis, finding weaker limits. Considering spectral distortions we find no constraint¹. Considering CMB anisotropies, using Planck data we find, for BHs making up all of the DM, likelihood ratios of 10^{-1} and 10^{-2} for $m_{BH} = 4.9 M_\odot$ and $m_{BH} = 6.1 M_\odot$, respectively. For reference, for a Gaussian likelihood a likelihood ratios of 0.14 and 0.011 correspond to 2σ and 3σ constraints, respectively.

The limit on m_{BH} is susceptible to theoretical uncertainties that are difficult to quantify, at the level of a factor of few at least, due to the modelling of BH accretion rate and luminosity.

A recent re-evaluation of the CMB anisotropy constraint was presented in Ref. [4] which, however, repeated the accretion analysis of [1] including inaccuracies that we explain below, especially regarding the relative bulk velocity between the BH and the baryonic plasma.

While this paper was being typed for publication, Ref. [5] appeared, dealing with the same topic. Compared with our simple analysis that adopts the accretion modelling from Ref. [1] and refines the cosmology, Ref. [5] took on the more challenging task of also redoing the accretion astrophysics. The bound on m_{BH} found in that work is weaker than ours by a factor of between 2 to 20, depending on the details assumed in the description of the accretion process.

II. ANALYSIS

We modify RECFAST [6, 7] to include the BH accretion luminosity in the cosmological ionization history, and use CAMB [8–10] to calculate the effect on the CMB anisotropies. We use the formulae in Ref. [1] to relate the BH mass accretion rate to the sound speed and to the relative velocity between the BH and the plasma, and to parametrise the accretion luminosity per BH, L_{BH} , giving power emitted per unit volume

$$Q_{pBH} = \frac{\rho_{BH}}{m_{BH}} L_{BH} \quad (1)$$

where ρ_{BH} is the BH mass density.

The relative bulk velocity v_{rel} between a BH and the plasma affects the BH accretion rate. Ref. [1] used the “cosmic Mach number” defined in [11] to derive v_{rel} . However, in the linear regime, we obtain a different expression for the RMS relative velocity that is given by [12]

$$v_{\text{rel}}^2 = \int \frac{dk}{k} \Delta_\xi^2(k) \left(\frac{\theta_b(k) - \theta_c(k)}{k} \right)^2. \quad (2)$$

Here k is the comoving wavenumber, $\Delta_\xi^2(k) \approx 2.4 \cdot 10^{-9}$ is the input curvature perturbation variance per $\log k$, and $\theta_{b,c}(k)$ is the velocity divergence of the baryon and dark matter fluids [13]. Eq. (2) was evaluated in Ref. [14] using CAMB. A simple analytic approximation of the result, that we use in numerical calculations below, is shown by the

¹ This is consistent with footnote in Ref. [3].

orange line in Fig. 1. Comparing to Fig. 2 of [1], our result for v_{rel} is larger by about a factor of five at $z \sim 10^3$, leading to suppressed accretion.

Following [1], we define the Bondi-Hoyle effective velocity v_{eff} such as to incorporate the statistical nature of v_{rel} in cosmological perturbation theory and its interplay with the parametric dependence of the BH accretion luminosity²,

$$v_{\text{eff}}^{-6} = \left\langle (v_{\text{rel}}^2 + c_s^2)^{-3} \right\rangle, \quad (3)$$

where $\langle \cdot \rangle$ denotes averaging with a Maxwellian velocity distribution with RMS speed given by v_{rel} . The resulting v_{eff} is shown by the blue line in Fig. 1.

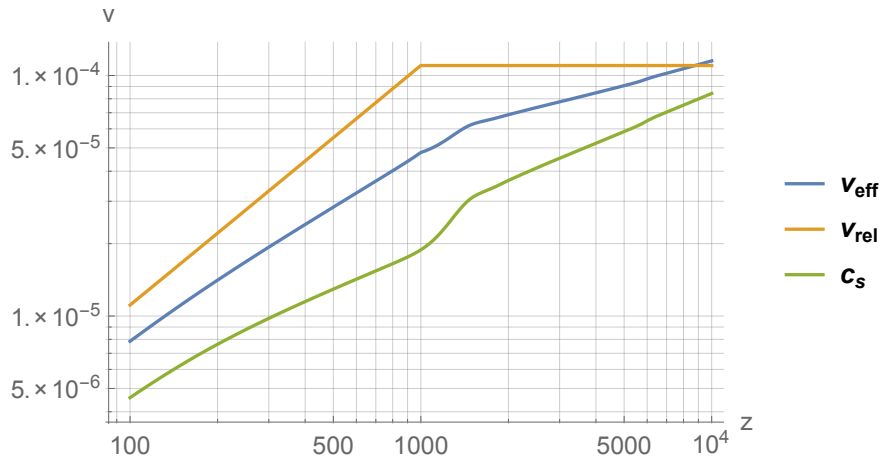


FIG. 1: Effective relative velocity between DM and baryons, in units of c . Blue: statistical average weighted by luminosity (as used in the analysis). Orange: RMS v_{rel} . Red: speed of sound.

We are now in position to calculate the effect of BH accretion luminosity on the state of the plasma. Before reporting the results, we note that Ref. [1] used numerical simulations to estimate a number of effects involved in the calculation, that we treat more simplistically. The effects and our differences in treating them are as follows.

(i) BH accretion luminosity produces a spectrum of radiation. Photons of different energy induce different effects in the plasma, including ionisation, atomic excitations, heating, and the delayed subsequent absorption of redshifted X-ray photons. In place of the simulations of [1], we simply assume that a fraction $(1 - x_e)/3$ of the total luminosity L_{BH} goes into instantaneous ionisation of the plasma, a fraction $(1 - x_e)/3$ goes to atomic excitations, and a fraction $(1 + 2x_e)/3$ goes to heat. Assuming instantaneous deposition of the total BH luminosity in the plasma should lead to an over-estimate of the significance of the CMB constraint we derive, because (a) a large fraction of the photons emitted at $z < 10^3$ escape to redshift $z = 0$ without incurring any ionisations, and (b) the differential contribution to the Thomson optical depth $\tau = \int dz \delta\tau(z)$ scales as $\delta\tau(z) \propto (1 + z)^{\frac{1}{2}} \delta x_e(z)$, so a given increase δx_e in the ionised fraction contributes more to the optical depth at high z .

(ii) Ref. [1] included in their simulations back-reaction processes where heating of the plasma near the BH temporarily halts the accretion, leading to suppressed duty cycle of the emission. We neglect this effect, which could relax our bounds further.

(iii) Ref. [1] considered cases in which BHs make up only a small fraction of the DM, $f_{\text{BH}} < 1$ with $f_{\text{BH}} = \rho_{\text{BH}}/\rho_{\text{DM}}$. In this case, a dark halo of DM accreting into the BH increases the effective BH mass, leading to enhanced accretion luminosity. We neglect this effect. The cost is that one cannot trust our limits when $f_{\text{BH}} < 1$. However, at the point $f_{\text{BH}} = 1$ there is no room for a dark halo and our calculation determines the value of m_{BH} below which BHs could make up all of the DM consistent with CMB data.

² See Eq. (13) in [1].

III. SPECTRAL DISTORTIONS AND ANISOTROPY CORRELATION FUNCTIONS

Ref. [1] calculated the contribution of BH accretion luminosity to the Compton y parameter, that was estimated by the contribution y_1 obtained from energy injected in the redshift interval $z_{rec} < z < z_{eq}$. We can write this estimate as

$$y \approx 0.25 \int_{t_{eq}}^{t_{rec}} dt \frac{Q_{pBH}(t)}{U_{CMB}(t)} = 0.25 \int_{z_{rec}}^{z_{eq}} \frac{dz}{H(z)(1+z)} \frac{Q_{pBH}(z)}{U_{CMB}(z)}. \quad (4)$$

The result is shown in Fig. 2. The constraint from COBE/FIRAS [15, 16] is $y < 1.5 \times 10^{-5}$ at 95%CL; the BH contribution cannot be constrained in the mass range of interest.

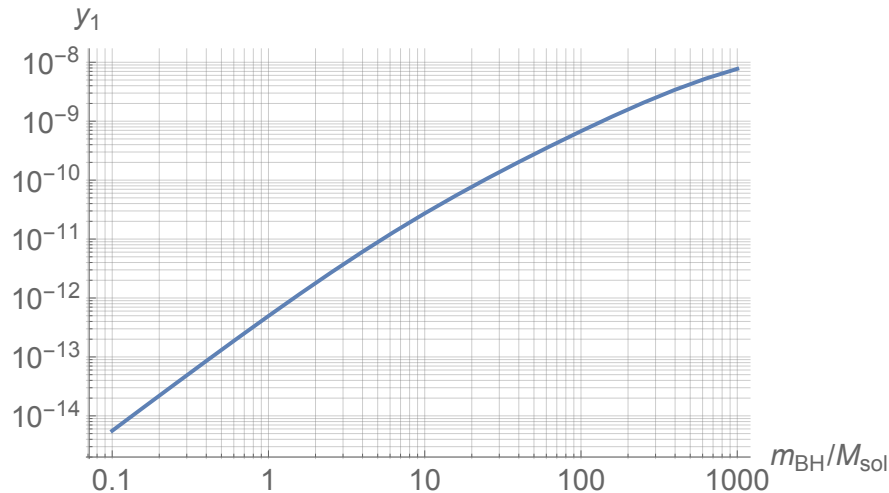


FIG. 2: Spectral distortion y parameter.

Moving on to CMB anisotropies, in Fig. 3 we show results for the recombination history (left panel) and TT power spectrum (right panel) for sample values of m_{BH} . Performing a likelihood analysis [17, 18] for the 6 usual Λ CDM parameters augmented by another parameter for m_{BH} , using the latest TT, TE, EE anisotropy data from Planck [19, 20], leads to the constraint quoted in the introduction. In Fig. 4 we show part of the likelihood triangle.

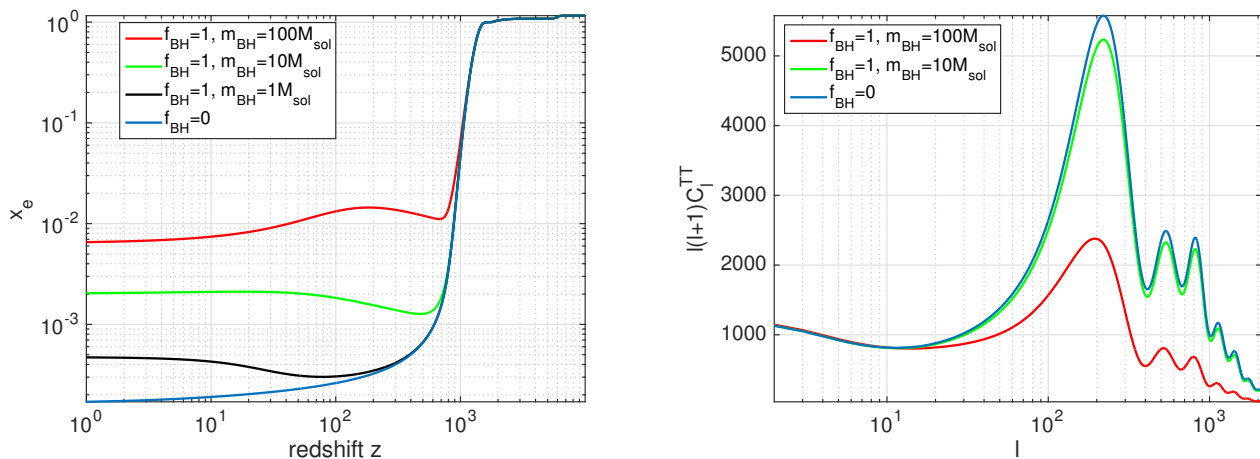


FIG. 3: Left: ionisation fraction. For clarity, the late re-ionisation at $z \sim \text{few}$ is not shown here although it is included in the calculation of the CMB anisotropies. Right: TT power spectrum. The effect is difficult to see for $m_{BH} = 10 M_{\odot}$.

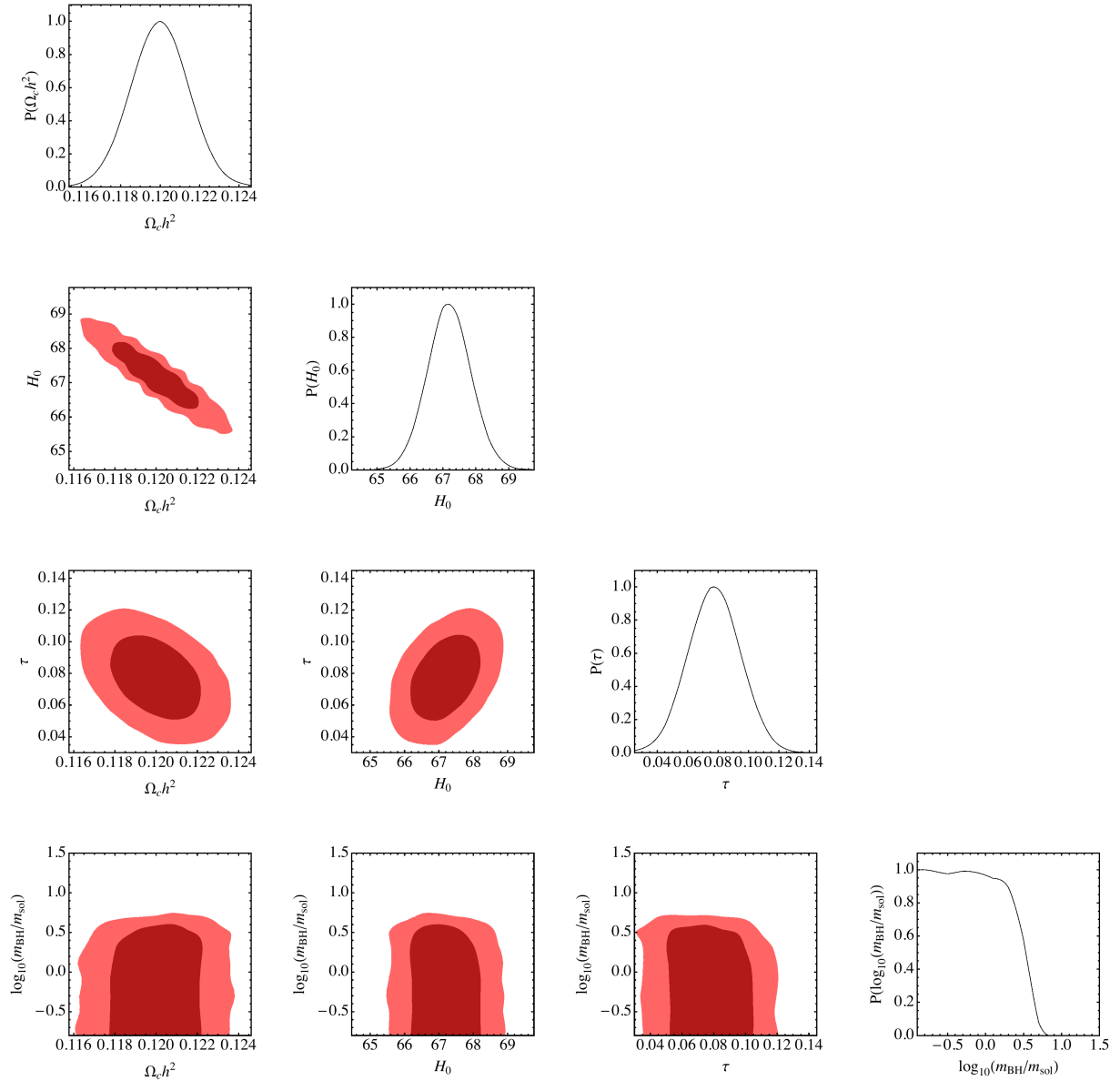


FIG. 4: Likelihood plots for Λ CDM+BH model, using Planck TT, TE, EE data [19, 20].

IV. SUMMARY

We have re-analyzed the CMB constraints on primordial black holes (BHs) playing the role of cosmological dark matter. We find that primordial black holes with masses $m_{\text{BH}} > 5 M_{\odot}$ are disfavored. This limit is subject to large, and difficult to quantify, theory uncertainty arising from the treatment of accretion and accretion luminosity of the BHs. Assuming, for concreteness, the same accretion prescription as in the earlier analysis of Ref. [1], our limit is weaker despite the fact that we use Planck CMB data of far superior quality compared to the WMAP3 data considered in [1].

Acknowledgments

We thank Jens Chluba and, especially, Yacine Ali-Haïmoud for useful discussions. KB is incumbent of the Dewey David Stone and Harry Levine career development chair, and is supported by grant 1507/16 from the Israel Science Foundation and by a grant from the Israeli Centres Of Excellence (ICORE) program. RF is supported in part by the Alfred P. Sloan Foundation.

-
- [1] M. Ricotti, J. P. Ostriker, and K. J. Mack, *Astrophys. J.* **680**, 829 (2008), 0709.0524.
 - [2] B. Carr, F. Kuhnel, and M. Sandstad, *Phys. Rev.* **D94**, 083504 (2016), 1607.06077.
 - [3] S. Clesse and J. Garca-Bellido (2016), 1610.08479.
 - [4] L. Chen, Q.-G. Huang, and K. Wang (2016), 1608.02174.
 - [5] Y. Ali-Hamoud and M. Kamionkowski (2016), 1612.05644.
 - [6] S. Seager, D. D. Sasselov, and D. Scott, *Astrophys. J. Suppl.* **128**, 407 (2000), astro-ph/9912182.
 - [7] W. Y. Wong, A. Moss, and D. Scott, *MNRAS* **386**, 1023 (2008), arXiv:0711.1357 [astro-ph].
 - [8] A. Lewis, A. Challinor, and A. Lasenby, *Astrophys. J.* **538**, 473 (2000), astro-ph/9911177.
 - [9] C. Howlett, A. Lewis, A. Hall, and A. Challinor, *JCAP* **1204**, 027 (2012), 1201.3654.
 - [10] A. Lewis, <http://cosmologist.info/notes/CAMB.pdf>.
 - [11] J. P. Ostriker and Y. Suto, *Astrophys. J.* **348**, 378 (1990).
 - [12] D. Tseliakhovich and C. Hirata, *Phys. Rev.* **D82**, 083520 (2010), 1005.2416.
 - [13] C.-P. Ma and E. Bertschinger, *Astrophys. J.* **455**, 7 (1995), astro-ph/9506072.
 - [14] C. Dvorkin, K. Blum, and M. Kamionkowski, *Phys. Rev.* **D89**, 023519 (2014), 1311.2937.
 - [15] D. Fixsen, *Astrophys. J.* **707**, 916 (2009), 0911.1955.
 - [16] D. J. Fixsen and J. C. Mather, *Astrophys. J.* **581**, 817 (2002).
 - [17] J. Dunkley, M. Bucher, P. G. Ferreira, K. Moodley, and C. Skordis, *Mon. Not. Roy. Astron. Soc.* **356**, 925 (2005), astro-ph/0405462.
 - [18] A. Lewis and S. Bridle, <http://cosmologist.info/notes/CosmoMC.pdf>.
 - [19] N. Aghanim et al. (Planck) (2015), 1507.02704.
 - [20] P. Ade et al. (Planck) (2015), 1502.01589.