

A precise measure of avian magnetoreception based on quantum metrology

Li-Sha Guo¹, Bao-Ming Xu², Jian Zou^{1,*} and Bin Shao¹

¹*School of Physics, Beijing Institute of Technology, Beijing 100081, China and*

²*School of Physics, Qufu Normal University, Qufu 273165, China*

(Dated: Submitted October 3, 2018)

The radical pair (RP) mechanism, which describes the quantum dynamics of a spatially separated electron pair, is considered as one of the principal models of avian magnetoreception. Different from the conventional phenomenological approach where the sensitivity of avian magnetoreception is characterized by the singlet yield Φ_S , we introduce the quantum Fisher information (QFI), which represents the maximum information about the magnetic field's direction extracted from the RP state, to give a precise measure of sensitivity of avian compass essentially. The consistency between our results and experimental observations suggests that QFI plays a decisive role in avian magnetoreception. Besides, within the framework of quantum metrology, we can judge the feasibility of any possible measurement scheme for avian magnetoreception, and shed light on an intrinsic relevance between the singlet yield and a concrete measurement scheme of our approach. The present work allows us to understand many things about avian magnetoreception from a fully new perspective of quantum metrology, and provide a new route to establish a direct connection between quantum information and many other biological functions.

PACS numbers: 03.67.-a, 06.20.-f, 03.65.Yz, 82.30.-b

Introduction. Recent evidence suggests that some unique features of quantum mechanics can be harnessed to enhance biological functions in a large variety of living organisms, e.g., in natural selection [1], olfaction sense [2, 3], enzymatic reactions [4, 5], photosynthetic light harvesting [6, 7], avian magnetoreception [8–27], etc., which indicates that quantum biology has been entering a new stage [28–30]. As one of the principal models of avian magnetoreception, the radical pair (RP) mechanism [9–11], based on singlet-triplet transitions due to the anisotropic hyperfine (HF) interaction, suggests that migratory birds depend on the photoinduced RPs for navigation, which has been supported by intensive evidences and behavioral experiments with birds [31–37]. Due to the quantum mechanical nature of RP model, a growing interest in understanding the function of avian magnetoreception has extended from chemists, biologists to physicists, by using the rich fruits in the field of quantum information such as quantum coherence and entanglement [12–19]. However, a deeper understanding of the mechanism of avian magnetoreception may need the ability to precisely measure the function of avian compass. With the development of various kinds of quantum techniques, particularly in the field of quantum metrology [38–40], which has primarily been developed to find the fundamental limit to precision of estimating an unknown parameter, can we use the method of quantum metrology to precisely characterize the sensitivity of avian magnetoreception?

In this letter, we apply quantum metrology to avian magnetoreception, and use the quantum Fisher information (QFI) to give a precise measure of sensitivity of avian magnetoreception, which represents the maxi-

imum information about the geomagnetic field direction extracted from the RP state. Such an approach allows us to establish a quantitative connection between the performance of avian compass and the magnitude of QFI. Although there have been a few works which noticed the potential relevance between quantum metrology and biology [14, 27, 40], we have not see any relevant works to date which really characterized the magnetic sensitivity of avian compass by means of quantum metrology. In the context of RP model, we first derive a statistical average state (i.e., a steady state) of RP, then calculate the QFI of this state and finally compare the results with the relevant experimental results. The highly consistency between the behavior of QFI and the experimental results underlies a decisive role played by the QFI in avian magnetoreception. Besides, within the framework of quantum metrology, we can judge the feasibility of any possible measurement scheme for avian magnetoreception, and shed light on an intriguing connection between the conventional approach (i.e., the singlet yield) [10, 11] and a concrete measurement scheme of our approach.

RP Model and its statistical average state. In the avian compass, each photoinduced RP has a spatially separated electron pair coupled to an external magnetic field \mathbf{B} and a few nuclei. Generally it is believed that only one of the electrons interacts with the nuclei with an anisotropic HF coupling and the other is free [8]. Thus this provides asymmetry and leads to singlet-triplet transition required for the directional sensitivity. In this letter, we only consider the simple case of one nuclear spin and the corresponding Hamiltonian for each RP is [16–21]

$$H = \gamma \mathbf{B} \cdot (\hat{S}_1 + \hat{S}_2) + \hat{I} \cdot \mathbf{A} \cdot \hat{S}_2, \quad (1)$$

where \mathbf{B} is the external magnetic field around the RP, $\gamma = \frac{1}{2}\mu_B g_s$ is the gyromagnetic ratio, with μ_B being the Bohr's magneton and g_s being the g factor of elec-

* zoujian@bit.edu.cn

tron. Here, we assume that the g factor is the same for both electronic spins and set its value according to free electron, i.e., $g_s = 2$. $\hat{S}_i = (\sigma_x, \sigma_y, \sigma_z)$ are the electronic spin operators ($i = 1, 2$), and \hat{I} is the nuclear spin $1/2$ operator. \mathbf{A} is the HF tensor which couples the nuclear spin and electron 2 with a diagonal form $\mathbf{A} = \text{diag}(A_x, A_y, A_z)$, and we assume an axially symmetric (or cigar-shaped) HF tensor, i.e., $A_z > A_x = A_y$. The RP density matrix at time t can then be described as

$$\rho_s(t) = \text{Tr}_I[U(t)\rho(0)U^\dagger(t)], \quad (2)$$

where $U(t)$ is the evolution operator corresponding to the Hamiltonian Eq. (1), and $\text{Tr}_I[\cdot]$ means taking the trace over the nucleus. $\rho(0) = \rho_s(0) \otimes \rho_I(0)$ is the initial state of two electrons and one nucleus, and generally the nucleus is initially in a complete mixed state, i.e., $\rho_I(0) = \mathbb{I}/2$.

First we assume that the RPs are identical and in the same initial state. Due to the continuous optical excitation, the creation of each RP is entirely accidental and its decay is also random. However, with respect to all the RPs existing in the bird's eye, they would be in a steady state. In what follows, we would derive a statistical average state of RP to describe this steady state. To be more specific, choosing an arbitrary fixed time to see (here we set the fixed time as the reference time, denoted as $t' = 0$), the RPs at the reference time ($t' = 0$) are constituted of those evolved from different time t' ($t' < 0$), i.e., the moment of RP formation. It is reasonable to assume that in time regime $t' \sim t' + dt'$, the number of RPs created by optical excitation is a constant which is not dependent on the specific time t' , denoted by ΔM . And the number of them which still exist (not decay) at the reference time is $d\Delta M(t') = \Delta M f(t') dt'$, where $f(t') \equiv k \exp(-k|t'|)$, with k being the recombination rate [41]. In other words, for each RP created by optical excitation in time regime $t' \sim t' + dt'$, its existing probability at the reference time is

$$P(t') = \frac{d\Delta M(t')}{\Delta M} = f(t') dt', \quad (3)$$

and the corresponding state at the reference time ($t' = 0$) is described as $\rho_s(t')$ which is evolved from the time regime $t' \sim t' + dt'$. Due to the fact that each RP is subject to the optical excitation randomly, at the reference time, the state of the RP would be consisted of a large number of states evolved from different time t' with a corresponding weight $P(t')$. As a result, we can obtain a statistical average state (i.e., the steady state) of RP:

$$\bar{\rho}_s = \int_{-\infty}^0 f(t') \rho_s(t') dt' = \int_0^{\infty} f(t) \rho_s(t) dt, \quad (4)$$

where in the second equation, we have replaced the integration variable t' with $t = -t'$, and accordingly $\rho_s(t')$ is equal to $\rho_s(t)$ defined in Eq. (2). Here it is noted that $\int_{-\infty}^0 f(t') dt' = \int_0^{\infty} f(t) dt = 1$.

Magnetic sensitivity quantified by QFI. For the avian compass, the estimated parameter is the geomagnetic field orientation to the basis of HF tensor. And according to the quantum parameter estimation theory (refer to Appendix A for a brief introduction), the QFI for estimating an unknown parameter x can be obtained as [42, 43]

$$\text{QFI} = 2 \sum_{p_j + p_k \neq 0} \frac{1}{p_j + p_k} \left| \langle \psi_j | \frac{d\rho^x}{dx} | \psi_k \rangle \right|^2, \quad (5)$$

where ρ^x is the parameter dependent state, with $|\psi_i\rangle$ being its eigenstate and p_i its corresponding eigenvalue. In what follows we would calculate the QFI of the steady state $\bar{\rho}_s$ of RP. In the main text, we only consider a simple case where $A_x = A_y = 0$ (and the case $A_x = A_y \neq 0$ is considered in Appendix C). Generally, the geomagnetic field can be described as

$$\mathbf{B}_0 = B_0(\sin \theta \cos \phi, \sin \theta \sin \phi, \cos \theta), \quad (6)$$

where B_0 is the intensity of the geomagnetic field, and θ and ϕ describe the orientation of the geomagnetic field to the basis of HF tensor. The axial symmetry of HF tensor allows us to set $\phi = 0$ and focus on θ in the range $[0, \pi/2]$ without loss of generality, and θ is the parameter to be estimated for the avian compass. And then we can calculate the QFI of the steady state $\bar{\rho}_s$ of RP under the influence of the geomagnetic field, and in this case, $\mathbf{B} = \mathbf{B}_0$ in Eq. (1). In most previous studies of avian compass, the recombination rate k is generally considered to be the order of $10^4 \text{s}^{-1} \sim 10^6 \text{s}^{-1}$. And in this regime, for an arbitrary initial state of RP $\rho_s(0)$, an approximate expression of QFI of the steady state $\bar{\rho}_s$ can be obtained, by making a strong HF coupling approximation, i.e., $A_z \gg \gamma B_0$ (the detailed derivation of QFI can be seen in Appendix B):

$$\text{QFI} \approx \sum_{i=0}^1 \text{Re}[\rho_i^{12}]^2 \left(\frac{1}{\rho_i^{11}} + \frac{1}{\rho_i^{22}} \right) + \frac{(\rho_i^{11} - \rho_i^{22})^2}{\rho_i^{11} + \rho_i^{22}}, \quad (7)$$

where $\rho_1^{ij} = \langle \phi_i | \langle 1 | \rho_s(0) | \phi_j \rangle | 1 \rangle$, and $\rho_0^{ij} = \langle \phi_i | \langle 0 | \rho_s(0) | \phi_j \rangle | 0 \rangle$, with $|0\rangle$ ($|1\rangle$) and $|\phi_i\rangle$ ($i = 1, 2$) being the eigenstates of σ_z of electron 2 and Hamiltonian of electron 1, i.e., $H_1 = \gamma \mathbf{B}_0 \cdot \hat{S}_1$, respectively, and $\text{Re}[\rho_i^{12}]$ represents the real part of ρ_i^{12} . From Eq. (B6) we can see that for any given initial state $\rho_s(0)$, the QFI of the steady state $\bar{\rho}_s$ is not dependent on B_0 , which implies that the change of the intensity of external magnetic field B_0 would not disorient the bird permanently. This is consistent with the experimental result that bird can adapt to different magnetic field intensities [32–34]. Furthermore, without making any approximation, we numerically plot the QFI for different magnetic field intensities with the RP initial state being the singlet state $|S\rangle = \frac{1}{\sqrt{2}}(|10\rangle - |01\rangle)$ in Fig. 1 as an example. We can see from Fig. 1 that the 30% weaker ($32.2 \mu\text{T}$) and stronger ($59.8 \mu\text{T}$) fields [32] compared with the

geomagnetic field ($46\mu\text{T}$) have almost no influences on the value of QFI, that is, bird would not disorient when the intensity of magnetic field is decreased or increased by about 30% of that of geomagnetic field. It is noted that for $k = 10^5\text{s}^{-1}$ and 10^6s^{-1} , the above results also hold.

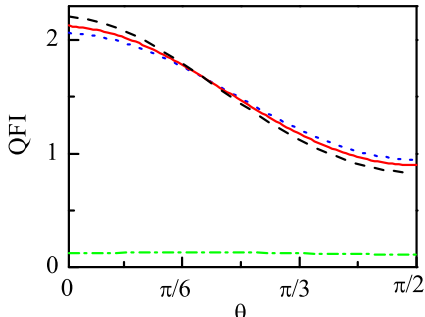


FIG. 1. (Color online) The QFI as a function of the direction angle θ without the oscillating field ($B_0 = 46\mu\text{T}$ (red solid line), $B_0 = 59.8\mu\text{T}$ (black dashed line), and $B_0 = 32.2\mu\text{T}$ (blue dotted line)), and with the oscillating field $B_{\text{rf}} = 150\text{nT}$ and $B_0 = 46\mu\text{T}$ (green dash dotted line). $A_z = 6\gamma \times 46\mu\text{T}$, $A_x = A_y = 0$, $k = 10^4\text{s}^{-1}$.

Next, we would investigate the influence of an additional weak resonant oscillating field, and in this case, $\mathbf{B} = \mathbf{B}_0 + \mathbf{B}_{\text{rf}}$ in Eq. (1) with

$$\mathbf{B}_{\text{rf}} = B_{\text{rf}} \cos \omega t (\sin \alpha \cos \beta, \sin \alpha \sin \beta, \cos \alpha), \quad (8)$$

where B_{rf} is the strength of oscillating field with frequency $\omega = 2\gamma B_0$ being resonant with the free electron. α and β represent the direction of oscillating field with respect to the basis of HF tensor. Due to the axial symmetry of HF tensor we set $\beta = 0$. Firstly, we consider $\alpha = \theta + \pi/2$, i.e., the weak oscillating field is perpendicular to Earth's magnetic field. In this case, when k is in the regime $10^4\text{s}^{-1} \sim 10^6\text{s}^{-1}$, for an arbitrary initial state of RP $\rho_s(0)$, we can also obtain an approximate expression of QFI of the steady state $\bar{\rho}_s$, by making a strong HF coupling approximation (see Appendix B for a detailed derivation):

$$\text{QFI} \approx \sum_{i=0}^1 \frac{k^4 \text{Re}[\rho_i^{12}]^2}{(k^2 + \Omega^2)^2} \left(\frac{1}{P_i^{11}} + \frac{1}{P_i^{22}} \right) + \frac{(P_i^{11} - P_i^{22})^2}{P_i^{11} + P_i^{22}}, \quad (9)$$

where $\Omega = \gamma B_{\text{rf}}$, $P_i^{jj} = \rho_i^{jj} + (-1)^j \chi_i$, with ρ_i^{jj} having been defined below Eq. (B6), $\chi_i = \frac{\Omega^2}{2(k^2 + \Omega^2)} (\rho_i^{11} - \rho_i^{22}) - \frac{\Omega k}{(k^2 + \Omega^2)} \text{Im}[\rho_i^{12}]$ ($i = 0, 1, j = 1, 2$), and $\text{Im}[\rho_i^{12}]$ represents the imaginary part of ρ_i^{12} . Through our calculation, we obtain that when $\Omega = 0$ (without the oscillating field), Eq. (9) reduces to Eq. (B6); when $\Omega \gg k$, $\text{QFI} \approx 0$, which implies that when the order of k is much smaller than that of γB_{rf} , the weak resonant oscillating field can completely disorient the bird. It is noted that the present conclusions are also not dependent on the specific kind of initial state of RP.

Furthermore, without making any approximation, for $k = 10^4\text{s}^{-1}$, we numerically plot the QFI with the weak resonant oscillating field orthogonal to the geomagnetic field in Fig. 1, for the RP initial state being the singlet state $|S\rangle$ as an example. We can see from Fig. 1 that the value of QFI is highly reduced when the weak resonant oscillating field is applied, which satisfies the experimental result that a weak resonant oscillating field can disrupt the bird completely [35–37]. Besides, we find that the oscillating field parallel to Earth's magnetic field does not affect the value of QFI which is consistent with the experimental results [35–37]. Here we emphasize that in Appendix B, we not only discuss the order of k in terms of QFI, and obtain that k should be the order of 10^4s^{-1} , which is in accordance with the previous works [19, 20, 22], but also numerically show that when $k = 10^4\text{s}^{-1}$, for an arbitrary initial state of RP, a weak resonant oscillating field orthogonal to the geomagnetic field can reduce the value of QFI by at least 87% of that without the oscillating field.

Discussion—possible implementations for avian compass. In this letter, we use the QFI to quantify the magnetic sensitivity of avian compass, but it is only an upper bound of precision for magnetoreception. In fact, there may exist several possible implementations, and what specific kind of implementation is adopted by birds in nature is not clear for us, despite of the prevailing view that the external magnetic field information can be recorded by the singlet yield [10, 11] which can be detected by birds. Given that the initial state of RP is in the singlet state $|S\rangle$, we give two possible implementations as examples here, which are the measurement of total angular momentum and that of the square of total magnetic moment.

When a specific POVM measurement, corresponding to the observable \hat{A} , has been performed, the unknown parameter θ can be estimated from the mean value of \hat{A} , with the precision given by the standard error propagation formula $\Delta^2\theta = \frac{\Delta^2\hat{A}}{|\langle d\hat{A}/d\theta \rangle|^2}$ [44, 45], where $\Delta^2\hat{A}$ and $\langle \hat{A} \rangle$ represent the variance and mean value of the observable \hat{A} obtained for $\bar{\rho}_s$, respectively. Firstly, we give the measurement of total angular momentum, i.e., $\hat{A} = \hat{S}^2 = (\hat{S}_1 + \hat{S}_2)^2$. Here it should be noted that $\langle \hat{S}^2 \rangle = 2(1 - P_S)$, with $P_S \equiv \langle S | \bar{\rho}_s | S \rangle$ representing the probability that the RP is found in the singlet state $|S\rangle$, besides, it can be seen from Eq. (4) that $\langle S | \bar{\rho}_s | S \rangle = \int_0^\infty f(t) \langle S | \rho_s(t) | S \rangle dt \equiv \Phi_S$ [16–20]. Thus, the widely used signal contrast $D_s = \Phi_{\text{max}} - \Phi_{\text{min}}$ [14–17], which denotes the difference between the maximum and the minimum singlet yields along all the directions, is actually corresponding to the measurement of \hat{S}^2 . Moreover, through our calculations, we find that $\Delta^2\theta$ is equal to the inverse of the classical Fisher information $1/F$. Although the signal contrast D_s and the classical Fisher information $F(1/\Delta^2\theta)$ both describe the magnetic sensitivity of avian compass, $F(1/\Delta^2\theta)$, which denotes the maximum information about θ extracted from the steady state of

RP for this measurement scheme, is more accurate and can better reflect the essence of avian magnetoreception than D_s . Our numerical results of $1/\Delta^2\theta$ are shown in Fig. 2(a), and we can see that the 30% stronger and weaker fields compared with Earth's magnetic field almost have no influences on the value of $1/\Delta^2\theta$, however, a weak resonant oscillating field perpendicular to Earth's magnetic field reduces the value of $1/\Delta^2\theta$ dramatically.

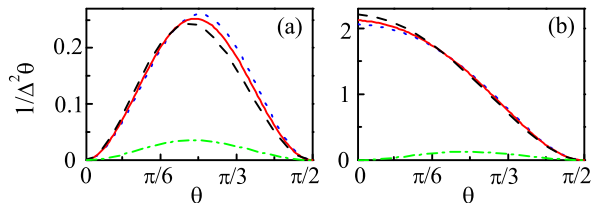


FIG. 2. (Color online) $1/\Delta^2\theta$ as a function of the direction angle θ for measuring (a) \hat{S}_z^2 and (b) \hat{S}_z^2 without the oscillating field ($B_0 = 46\mu\text{T}$ (red solid line), $B_0 = 59.8\mu\text{T}$ (black dashed line), and $B_0 = 32.2\mu\text{T}$ (blue dotted line)), and with the oscillating field $B_{\text{rf}} = 150\text{nT}$ and $B_0 = 46\mu\text{T}$ (green dash dotted line). For both (a) and (b) the initial state of RP is the singlet state with $A_z = 6\gamma \times 46\mu\text{T}$, $A_x = A_y = 0$ and $k = 10^4\text{s}^{-1}$.

Next, we give the measurement of the square of magnetic moment, i.e., $\hat{A} = \hat{S}_z^2 = (\hat{S}_{1z} + \hat{S}_{2z})^2$, where \hat{S}_{1z} and \hat{S}_{2z} represent the z component of spin angular momentum of electron 1 and 2 of RP, respectively. When the initial state of RP is in the singlet state $|S\rangle$, $\langle \hat{S}_z \rangle = 0$. In this case, the measurement of \hat{S}_z^2 can be considered as a sense of fluctuation of magnetic moment, for $\Delta^2\hat{S}_z = \langle \hat{S}_z^2 \rangle - \langle \hat{S}_z \rangle^2 = \langle \hat{S}_z^2 \rangle$. It is noted that $\Delta^2\theta$ is also equal to the inverse of the classical Fisher information $1/F$ through our calculations. Our numerical results of $1/\Delta^2\theta$ are shown in Fig. 2(b), and we can see that $1/\Delta^2\theta$ is robust to different magnetic field intensities, but would be highly reduced when a weak resonant oscillating field is applied. In fact, in the spirit of this line, we can judge the feasibility of any possible measurement scheme for avian magnetoreception by comparing the corresponding measurement results with the relevant experiment results.

Other results. Following the present insight that the QFI can well quantify the magnetic sensitivity of avian compass, it is possible to study the effects of entanglement and different decoherence models on the value of QFI in a unified picture. Here we also take the singlet state $|S\rangle$ as the initial state of RP as an example. Firstly, we find that for an arbitrary direction angle θ , when k is small, the QFI is relatively large while the entanglement is equal to 0, however, when k is large, the entanglement becomes large while the QFI reduces to 0, which implies that entanglement can not help to promote bird orientation (a detailed discussion can be seen in Appendix D). Next, we investigate the effects of three typical classes of independent Markovian environmental noise on the value of QFI, namely, the amplitude damping noise, dephasing noise and depolarized noise. By comparing our numerical

results with the experimental observations, we find that for the amplitude damping noise and the dephasing noise, the decoherence rate should be smaller than $10k$, while for the depolarized noise, the decoherence rate should even be smaller than k (a detailed discussion can be seen in Appendix E).

Summary and outlook. As a precise measure of avian compass, the QFI essentially determines the ability of migratory birds to sense the direction of Earth's magnetic field. Compared with the conventional phenomenological approach where the magnetic sensitivity is quantified by the signal contrast $D_s = \Phi_{\text{max}} - \Phi_{\text{min}}$, our approach proves more accurate and can better reflect the essence of avian magnetoreception. Meanwhile, in this unified approach of QFI, the order of the recombination rate and the effects of entanglement and decoherence on avian magnetoreception can be well understood. Considering that the QFI is only an upper bound of precision for directional detection, it is desirable to seek for a potential measurement scheme to characterize the compass sensitivity. In the spirit of our approach, we can judge the feasibility of any possible measurement scheme for avian magnetoreception, and have found that the conventional phenomenological approach, i.e., the singlet yield, is just one of the several feasible measurement schemes. Then an open question naturally arises: Is the widely used singlet yield the optimal choice for describing the sensitivity of avian compass in a practical way? We hope that our approach can provide a new route to apply the QFI into many other biological processes, such that a precise measure of biological function can be given, and a more profound understanding of biological phenomena can be obtained, which may in turn give us a few clues in the quest to develop quantum technology.

Acknowledgements. This work was supported by the National Natural Science Foundation of China (Grants No. 11274043, 11375025).

L. S. Guo and B. M. Xu contributed equally to this work.

Appendix A: quantum parameter estimation theory

A standard scenario in quantum parameter estimation can be described as follows: Firstly, a probe system would be prepared in an appropriate initial state $\rho(0)$, and then it undergoes an evolution which would imprint the parameter information onto the evolved state, say ρ^x , and finally it would subject to a POVM measurement. The overall process is repeated ν times, and we infer the parameter x from the statistics of the measurement outcomes by choosing an unbiased estimator. The variance of this estimator, i.e., Δ^2x , quantifies the error on estimation of x , and is lower bounded by:

$$\Delta^2x \geq \frac{1}{\nu F} \geq \frac{1}{\nu \text{QFI}}, \quad (\text{A1})$$

where F is the classical Fisher information optimized over all the possible estimators, and QFI is the quantum Fisher information, which is further optimized over all the allowable measurements and is given by [43–45]

$$\text{QFI} = \text{Tr}[\rho^x L_{\rho^x}^2], \quad (\text{A2})$$

where the symmetric logarithmic derivative L_{ρ^x} in the above equation is defined as:

$$\frac{d\rho^x}{dx} \equiv \frac{1}{2}(\rho^x L_{\rho^x} + L_{\rho^x} \rho^x). \quad (\text{A3})$$

Writing ρ^x in its spectral decomposition as $\rho^x = \sum_i p_i |\psi_i\rangle\langle\psi_i|$, one can obtain [43]:

$$\text{QFI} = 2 \sum_{p_j + p_k \neq 0} \frac{1}{p_j + p_k} \left| \langle \psi_j | \frac{d\rho^x}{dx} | \psi_k \rangle \right|^2. \quad (\text{A4})$$

Appendix B: derivation of QFI

In this section, we would derive the approximate expressions of QFI for an arbitrary initial state of RP with and without the oscillating field, i.e., Eq. (7) and Eq. (9) in the main text, respectively. When the horizontal HF coupling $A_x = A_y = 0$, the role of nuclear spin can be considered as applying an effective magnetic field (depending on its state) on the electronic spin. If the nucleus is in the spin up (down) state, the effective magnetic field is $A_z \hat{z}/\gamma (-A_z \hat{z}/\gamma)$, with \hat{z} being the z direction. As a result, the effective Hamiltonian of RP can be written as $H_{\pm} = \gamma \mathbf{B}_0 \cdot (\hat{S}_1 + \hat{S}_2) \pm A_z \hat{S}_{2z}$, where $\mathbf{B}_0 = B_0(\sin \theta \cos \phi, \sin \theta \sin \phi, \cos \theta)$ is the geomagnetic field around the RP, with B_0 being the intensity of the geomagnetic field, and θ and ϕ being the orientation of the geomagnetic field to the basis of the HF tensor. The axial symmetry of the HF tensor allows us to set $\phi = 0$ and focus on θ in the range $[0, \pi/2]$ without loss of generality, and θ is the parameter to be estimated for avian compass. Here we denote the eigenstates of the effective Hamiltonian H_{\pm} as $|\Psi_{\pm}^i\rangle \in \{|\phi_1\rangle|\psi_{1\pm}\rangle, |\phi_1\rangle|\psi_{2\pm}\rangle, |\phi_2\rangle|\psi_{1\pm}\rangle, |\phi_2\rangle|\psi_{2\pm}\rangle\}$ and its corresponding eigenvalues as E_{\pm}^i ($i = 1, 2, 3, 4$). Specifically, $|\phi\rangle_1 = \cos \frac{\theta}{2}|1\rangle + \sin \frac{\theta}{2}|0\rangle$ and $|\phi\rangle_2 = \sin \frac{\theta}{2}|1\rangle - \cos \frac{\theta}{2}|0\rangle$ are the eigenstates of Hamiltonian of electron 1, i.e., $H_1 = \gamma \mathbf{B}_0 \cdot \hat{S}_1$. $|\psi_{1\pm}\rangle = \cos \frac{\theta_{\pm}}{2}|1\rangle + \sin \frac{\theta_{\pm}}{2}|0\rangle$ and $|\psi_{2\pm}\rangle = \sin \frac{\theta_{\pm}}{2}|1\rangle - \cos \frac{\theta_{\pm}}{2}|0\rangle$ are the eigenstates of Hamiltonian of electron 2, i.e., $H_{2\pm} = \gamma \mathbf{B}_0 \cdot \hat{S}_2 \pm A_z \hat{S}_{2z}$, with $\sin \theta_{\pm} = B_x/B_{\pm}$, $B_x = B_0 \sin \theta$, $\cos \theta_{\pm} = (B_z \pm A_z/\gamma)/B_{\pm}$, $B_z = B_0 \cos \theta$, and $B_{\pm} = \sqrt{B_x^2 + (B_z \pm A_z/\gamma)^2}$ [17, 20].

1. Derivation of QFI without oscillating field

Given an arbitrary initial state of RP $\rho_s(0)$, we would derive the approximate expression of QFI of the steady state $\bar{\rho}_s$ of RP (see Eq. (4) in the main text) without

considering the oscillating field. We can always expand $\rho_s(0)$ in the eigenbasis of the effective Hamiltonian H_{\pm} as

$$\rho_s(0) = \sum_{i,j=1}^4 \rho_{\pm}^{ij}(0) |\Psi_{\pm}^i\rangle\langle\Psi_{\pm}^j|, \quad (\text{B1})$$

with $\rho_{\pm}^{ij}(0) = \langle\Psi_{\pm}^i|\rho_s(0)|\Psi_{\pm}^j\rangle$. Generally, the nucleus is initially in a complete mixed state, i.e., $\rho_I(0) = \mathbb{I}/2$. As a result, the state dependent effective magnetic field $A_z \hat{z}/\gamma (-A_z \hat{z}/\gamma)$ induced by the nuclear spin leads to the effective Hamiltonian of RP $H_+(H_-)$ with the same probability 1/2. After some calculations, we can obtain the RP density matrix at time t analytically:

$$\rho_s(t) = \frac{1}{2}(\rho_+(t) + \rho_-(t)) \quad (\text{B2})$$

with

$$\rho_{\pm}(t) = \sum_{i,j=1}^4 \rho_{\pm}^{ij}(0) e^{-i(E_{\pm}^i - E_{\pm}^j)t} |\Psi_{\pm}^i\rangle\langle\Psi_{\pm}^j|. \quad (\text{B3})$$

In most previous studies of avian compass, the recombination rate k is generally considered to be the order of $10^4 \text{s}^{-1} \sim 10^6 \text{s}^{-1}$. And in this regime, $E_{\pm}^i (\sim 10^8 \text{s}^{-1}) \gg k$, thus the high-frequency oscillating terms of Eq. (B2) have no contribution to the time integral of Eq. (4) in the main text, hence the steady state of RP can be expressed as

$$\bar{\rho}_s \approx \frac{1}{2} \sum_{i=1}^4 \rho_{+}^{ii}(0) |\Psi_{+}^i\rangle\langle\Psi_{+}^i| + \rho_{-}^{ii}(0) |\Psi_{-}^i\rangle\langle\Psi_{-}^i|. \quad (\text{B4})$$

Now we consider the strong HF coupling approximation, i.e., $A_z \gg \gamma B_0$, and expand the eigenvectors $|\psi_{1\pm}\rangle$ and $|\psi_{2\pm}\rangle$ in a power series of $\gamma B_0/A_z$, keeping terms to the first order. Through our calculation, we obtain that $|\psi_{1\pm}\rangle \approx \frac{\gamma B_0}{2A_z} \sin \theta |1\rangle \mp |0\rangle$ and $|\psi_{2\pm}\rangle \approx |1\rangle \pm \frac{\gamma B_0}{2A_z} \sin \theta |0\rangle$. Submitting them into Eq. (B4) and keeping terms to the first order of $\gamma B_0/A_z$, $\bar{\rho}_s$ can be approximately simplified as a diagonal form:

$$\bar{\rho}_s \approx \sum_{i=1}^2 \rho_1^{ii} |\phi_i\rangle\langle\phi_i| \otimes |1\rangle\langle 1| + \rho_0^{ii} |\phi_i\rangle\langle\phi_i| \otimes |0\rangle\langle 0| \quad (\text{B5})$$

with $\rho_1^{ij} = \langle\phi_i|\langle 1|\rho_s(0)|\phi_j\rangle|1\rangle$, and $\rho_0^{ij} = \langle\phi_i|\langle 0|\rho_s(0)|\phi_j\rangle|0\rangle$. And then according to Eq. (A4), the QFI of $\bar{\rho}_s$ (Eq. (B5)) can be obtained analytically:

$$\text{QFI} \approx \sum_{i=0}^1 \text{Re}[\rho_i^{12}]^2 \left(\frac{1}{\rho_i^{11}} + \frac{1}{\rho_i^{22}} \right) + \frac{(\rho_i^{11} - \rho_i^{22})^2}{\rho_i^{11} + \rho_i^{22}}, \quad (\text{B6})$$

where $\text{Re}[\rho_i^{12}]$ represents the real part of ρ_i^{12} .

2. Derivation of QFI with oscillating field

Now we would derive the approximate expression of QFI of the steady state $\bar{\rho}_s$ (see Eq. (4) in the main text) for an arbitrary initial state of RP with a weak resonant oscillating field $\mathbf{B}_{\text{rf}} = B_{\text{rf}} \cos \omega t (\sin \alpha \cos \beta, \sin \alpha \sin \beta, \cos \alpha)$, where B_{rf} is the strength of oscillating field with frequency $\omega = 2\gamma B_0$ being resonant with electron 1. α and β represent the direction of oscillating field with respect to the basis of the HF tensor. Due to the axial symmetry of the HF tensor we set $\beta = 0$. Here we consider $\alpha = \theta + \pi/2$, namely, the weak oscillating field is perpendicular to Earth's magnetic field. For the convenience of our calculation below, we express an arbitrary initial state of RP $\rho_s(0)$ as

$$\rho_s(0) = \sum_{i,j=1}^2 \varrho_{\pm}^{ij}(0) \otimes |\psi_{i\pm}\rangle\langle\psi_{j\pm}| \quad (\text{B7})$$

with $\varrho_{\pm}^{ij}(0) = \langle\psi_{i\pm}|\rho_s(0)|\psi_{j\pm}\rangle$ representing the operator of electron 1. Because of the effect of nucleus, the Larmor frequency of electron 2 induced by the effective magnetic field and the geomagnetic field is always not resonant with the frequency of oscillating field, as a consequence, electron 2 can be considered as almost not influenced by the oscillating field [20]. Based on this, the RP density matrix at time t can be obtained as

$$\rho_s(t) = \frac{1}{2}(\rho_+(t) + \rho_-(t)) \quad (\text{B8})$$

with

$$\rho_{\pm}(t) \approx \sum_{i,j=1}^2 U(t) \varrho_{\pm}^{ij}(0) U^\dagger(t) \otimes e^{-i(\varepsilon_{\pm}^i - \varepsilon_{\pm}^j)t} |\psi_{i\pm}\rangle\langle\psi_{j\pm}|, \quad (\text{B9})$$

where $\varepsilon_{\pm}^i = (-1)^{i+1} \gamma B_{\pm}$ are the eigenvalues of $H_{2\pm} = \gamma \mathbf{B}_0 \cdot \hat{S}_2 \pm A_z \hat{S}_{2z}$, and $U(t) = \overleftarrow{\mathbb{T}} \exp[-i \int_0^t \mathbb{H}_1(\tau) d\tau]$ is the evolution operator of electron 1 with $\mathbb{H}_1(t) = \gamma(\mathbf{B}_0 + \mathbf{B}_{\text{rf}}) \cdot \hat{S}_1$, and $\overleftarrow{\mathbb{T}}$ denoting the chronological time-ordering operator. After performing the rotating-wave approximation, the evolution operator can be obtained in the eigenbasis $|\phi_i\rangle$ ($i = 1, 2$) of $H_1 = \gamma \mathbf{B}_0 \cdot \hat{S}_1$ [46]:

$$U(t) = \begin{pmatrix} \cos \frac{\Omega t}{2} e^{-i\omega_0 t} & i \sin \frac{\Omega t}{2} e^{-i\omega_0 t} \\ i \sin \frac{\Omega t}{2} e^{i\omega_0 t} & \cos \frac{\Omega t}{2} e^{i\omega_0 t} \end{pmatrix}, \quad (\text{B10})$$

with $\omega_0 = \gamma B_0$, and $\Omega = \gamma B_{\text{rf}}$. When k is in the regime $10^4 s^{-1} \sim 10^6 s^{-1}$, $\varepsilon_{\pm}^i \gg k$, $\omega_0 \gg k$, thus the high-frequency oscillating terms of Eq. (B8) have no contribution to the time integral of Eq. (4) in the main text, hence the steady state of RP under the influence of oscillating field can be expressed as

$$\bar{\rho}_s \approx \frac{1}{2}(\bar{\rho}_+ + \bar{\rho}_-), \quad (\text{B11})$$

with

$$\begin{aligned} \bar{\rho}_{\pm} &= P_{1\pm} |\phi_1\rangle\langle\phi_1| \otimes |\psi_{1\pm}\rangle\langle\psi_{1\pm}| \\ &+ P_{2\pm} |\phi_1\rangle\langle\phi_1| \otimes |\psi_{2\pm}\rangle\langle\psi_{2\pm}| \\ &+ P_{3\pm} |\phi_2\rangle\langle\phi_2| \otimes |\psi_{1\pm}\rangle\langle\psi_{1\pm}| \\ &+ P_{4\pm} |\phi_2\rangle\langle\phi_2| \otimes |\psi_{2\pm}\rangle\langle\psi_{2\pm}|, \end{aligned} \quad (\text{B12})$$

where

$$\begin{aligned} P_{1\pm} &= \varrho_{\pm}^{11}(1, 1) + \frac{\Omega k}{(k^2 + \Omega^2)} \text{Im}[\varrho_{\pm}^{11}(1, 2)] \\ &- \frac{\Omega^2}{2(k^2 + \Omega^2)} (\varrho_{\pm}^{11}(1, 1) - \varrho_{\pm}^{11}(2, 2)), \end{aligned} \quad (\text{B13})$$

$$\begin{aligned} P_{2\pm} &= \varrho_{\pm}^{22}(1, 1) + \frac{\Omega k}{(k^2 + \Omega^2)} \text{Im}[\varrho_{\pm}^{22}(1, 2)] \\ &- \frac{\Omega^2}{2(k^2 + \Omega^2)} (\varrho_{\pm}^{22}(1, 1) - \varrho_{\pm}^{22}(2, 2)), \end{aligned} \quad (\text{B14})$$

$$\begin{aligned} P_{3\pm} &= \varrho_{\pm}^{11}(2, 2) - \frac{\Omega k}{(k^2 + \Omega^2)} \text{Im}[\varrho_{\pm}^{11}(1, 2)] \\ &+ \frac{\Omega^2}{2(k^2 + \Omega^2)} (\varrho_{\pm}^{11}(1, 1) - \varrho_{\pm}^{11}(2, 2)), \end{aligned} \quad (\text{B15})$$

$$\begin{aligned} P_{4\pm} &= \varrho_{\pm}^{22}(2, 2) - \frac{\Omega k}{(k^2 + \Omega^2)} \text{Im}[\varrho_{\pm}^{22}(1, 2)] \\ &+ \frac{\Omega^2}{2(k^2 + \Omega^2)} (\varrho_{\pm}^{22}(1, 1) - \varrho_{\pm}^{22}(2, 2)) \end{aligned} \quad (\text{B16})$$

with $\varrho_{\pm}^{ii}(m, n) = \langle\phi_m|\varrho_{\pm}^{ii}(0)|\phi_n\rangle$, ($i, m, n = 1, 2$). Considering the strong HF coupling approximation, i.e., $A_z \gg \gamma B_0$, Eq. (B11) can be approximately simplified as a diagonal form:

$$\bar{\rho}_s \approx \sum_{i=1}^2 P_1^{ii} |\phi_i\rangle\langle\phi_i| \otimes |1\rangle\langle 1| + P_0^{ii} |\phi_i\rangle\langle\phi_i| \otimes |0\rangle\langle 0|, \quad (\text{B17})$$

where

$$P_i^{jj} = \rho_i^{jj} + (-1)^j \chi_i \quad (\text{B18})$$

with ρ_i^{jj} having been defined below Eq. (B5), $\chi_i = \frac{\Omega^2}{2(k^2 + \Omega^2)} (\rho_i^{11} - \rho_i^{22}) - \frac{\Omega k}{(k^2 + \Omega^2)} \text{Im}[\rho_i^{12}]$ ($i = 0, 1, j = 1, 2$), and $\text{Im}[\rho_i^{12}]$ represents the imaginary part of ρ_i^{12} . And then according to Eq. (A4), the QFI of $\bar{\rho}_s$ (Eq. (B17)) can be obtained analytically:

$$\text{QFI} \approx \sum_{i=0}^1 \frac{k^4 \text{Re}[\rho_i^{12}]^2}{(k^2 + \Omega^2)^2} \left(\frac{1}{P_i^{11}} + \frac{1}{P_i^{22}} \right) + \frac{(P_i^{11} - P_i^{22})^2}{P_i^{11} + P_i^{22}}. \quad (\text{B19})$$

Through our calculation, we obtain that when $\Omega = 0$ (without the oscillating field), Eq. (B19) reduces to Eq. (B6); when $\Omega \gg k$, $\text{QFI} \approx 0$, which implies that when the order of k is much smaller than that of γB_{rf} , the weak resonant oscillating field can completely disorient the bird.

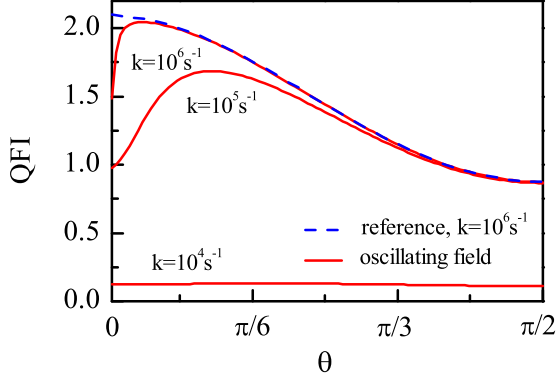


FIG. A1. (Color online) The QFI as a function of direction angle θ with a weak resonant oscillating field perpendicular to Earth's magnetic field. $A_z = 6\gamma \times 46\mu\text{T}$ and $A_x = A_y = 0$. The blue dashed line provides a reference of QFI without the oscillating field for $B_0 = 46\mu\text{T}$ (The reference is independent of the recombination rate k when $k \leq 10^7\text{s}^{-1}$). The red solid lines represent the QFI when a 150nT resonant oscillating field is applied.

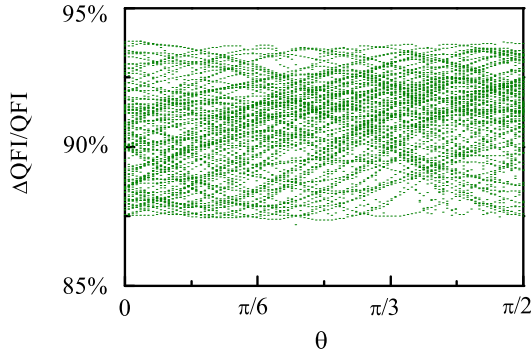


FIG. A2. (Color online) The percent decrease of QFI when a weak resonant oscillating field orthogonal to the geomagnetic field is applied, i.e., $\Delta\text{QFI}/\text{QFI}$, as a function of the direction angle θ for 100 randomly sampled initial states of RP with $A_z = 6\gamma \times 46\mu\text{T}$, $A_x = A_y = 0$, $B_0 = 46\mu\text{T}$, $B_{\text{rf}} = 150\text{nT}$ and $k = 10^4\text{s}^{-1}$.

In fact, the order of k has been widely accepted to be approximately $10^4\text{s}^{-1} \sim 10^6\text{s}^{-1}$ as mentioned above. In what follows, without making any approximation, we reconsider the order of k in terms of QFI, by considering a weak resonant oscillating field of strength $B_{\text{rf}}=150\text{nT}$ perpendicular to Earth's magnetic field, which can completely disorient the bird [37]. Here we also take the singlet state $|S\rangle$ as the initial state of RP as an example. Our numerical results are shown in Fig. A1, and it can be seen that when $k = 10^6\text{s}^{-1}$, the QFI is almost immune to the oscillating field, and when $k = 10^5\text{s}^{-1}$, the QFI with the oscillating field is reduced to some extent compared with that without the oscillating field, but we are not sure whether this reduction of QFI can disrupt the birds or not. However, when $k = 10^4\text{s}^{-1}$, the QFI with the oscillating field reduces significantly. Thus it is safe to say that if the oscillating field is to disorient

the bird, it might be approximately $k = 10^4\text{s}^{-1}$, which is consistent with the previous works [19, 20, 22].

Below, we would further numerically show that when $k = 10^4\text{s}^{-1}$, for an arbitrary initial state of RP, a weak resonant oscillating field orthogonal to the geomagnetic field can highly reduce the value of QFI of the steady state $\bar{\rho}_s$. Specifically, we randomly sample 100 initial states and plot in Fig. A2 the corresponding percent decreases of QFI, i.e., $\Delta\text{QFI}/\text{QFI} \equiv \frac{\text{QFI}(B_{\text{rf}}=0) - \text{QFI}(B_{\text{rf}}=150\text{nT})}{\text{QFI}(B_{\text{rf}}=0)}$, as a function of θ . The results without making any approximation show that for all the sampled initial states, $\Delta\text{QFI}/\text{QFI}$ is larger than 87%, which implies that a weak resonant oscillating field orthogonal to the geomagnetic field can completely disorient the bird for an arbitrary initial state of RP.

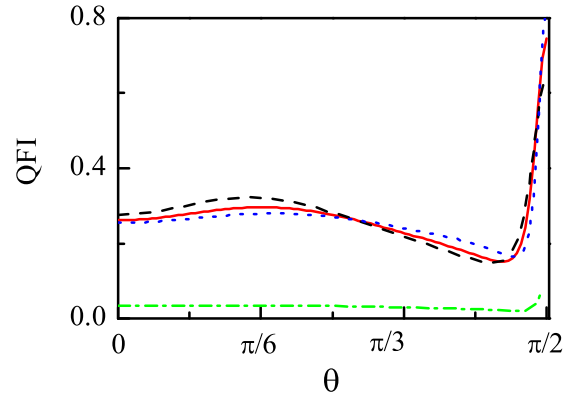


FIG. A3. (Color online) The QFI as a function of the direction angle θ without the oscillating field ($B_0 = 46\mu\text{T}$ (red solid line), $B_0 = 59.8\mu\text{T}$ (black dashed line), and $B_0 = 32.2\mu\text{T}$ (blue dotted line)), and with the oscillating field $B_{\text{rf}} = 150\text{nT}$ and $B_0 = 46\mu\text{T}$ (green dash-dotted line). $A_z = 6\gamma \times 46\mu\text{T}$, $A_x = A_y = A_z/2$, $k = 10^4\text{s}^{-1}$.

Appendix C: quantum fisher information with horizontal HF coupling

The effect of external magnetic field and oscillating field on the value of QFI for $A_x = A_y = 0$ has been discussed in the main text. Here we consider the case $A_x = A_y \neq 0$, and calculate the corresponding QFI. In this case, an approximately analytical expression of QFI can not be obtained, thus we calculate the QFI numerically. Through our large numerical calculations, we find that our results are not quite sensitive to what the value of HF coupling is. Here we consider $A_z = 6\gamma \times 46\mu\text{T}$, $A_x = A_y = A_z/2$ and the initial state of RP to be the singlet state $|S\rangle$ as an example. The numerical results are shown in Fig. A3, and we can see that the QFI of 30% weaker ($32.2\mu\text{T}$) and stronger ($59.8\mu\text{T}$) fields do almost not change compared with that of geomagnetic field ($46\mu\text{T}$), but is highly reduced when a weak resonant oscillating field perpendicular to Earth's magnetic field is applied. Besides, through our numerical calculations, we find that there is no effect at such weak fields

when the oscillating field is parallel to Earth's magnetic field. These results are similar to that without considering the horizontal HF coupling components in the main text.

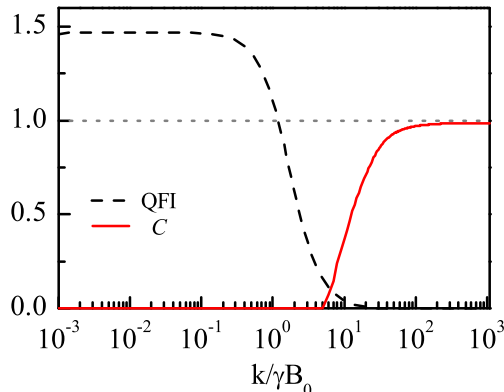


FIG. A4. (Color online) The QFI (black dashed line) and concurrence C (red solid line) as a function of the recombination rate k for $B_0 = 46\mu\text{T}$ and $\theta = \pi/4$ with $A_z = 6\gamma \times 46\mu\text{T}$, $A_x = A_y = 0$.

Appendix D: effect of entanglement

Due to the quantum mechanical nature of RP mechanism, the effect of entanglement on the avian compass has been investigated in terms of the singlet yield [12, 13, 15, 18, 19, 47]. In this letter, we reconsider the effect of entanglement on the avian compass in terms of QFI, and use concurrence [48] to quantify entanglement. The concurrence C of two qubits is defined as $C(\bar{\rho}_s) = \max\{0, \sqrt{\lambda_1 - \lambda_2 - \lambda_3 - \lambda_4}\}$, where λ_i are the eigenvalues of the matrix $\bar{\rho}_s \sigma_y \otimes \sigma_y \bar{\rho}_s^* \sigma_y \otimes \sigma_y$ arranged in decreasing order, and $\bar{\rho}_s$ is defined in Eq. (4) in the main text. As an example, we plot the QFI and $C(\bar{\rho}_s)$ as functions of the recombination rate k for $B_0 = 46\mu\text{T}$, $\theta = \pi/4$, $A_z = 6\gamma \times 46\mu\text{T}$, and $A_x = A_y = 0$ with the RP initial state being the singlet state $|S\rangle$ in Fig. A4. And we can see from Fig. A4 that entanglement can not help to promote bird orientation, to be more specific, when k is smaller, the QFI is relatively larger which actually corresponds to zero entanglement, and when k is larger, the QFI is reduced to zero which corresponds to a relatively larger entanglement instead. It is noted that similar conclusions can be obtained for any other direction angles through our large numerical calculations. In fact, the behavior of entanglement as a function of k can be also seen from the expression of $\bar{\rho}_s$. Specifically, when k is small, $\bar{\rho}_s$ becomes a separable state (see Eq. (B4)), which implies that there is no entanglement in $\bar{\rho}_s$ as shown in Fig. A4. However, when k is large, it can be derived from Eq. (B2) and Eq. (B3) that $\bar{\rho}_s$ becomes the singlet state, because in this case the lifetime of RP ($\sim 1/k$) is too short to make a transition between the singlet and triplet states, so the concurrence $C(\bar{\rho}_s)$ equals to 1 as shown in Fig. A4.

Appendix E: effect of decoherence

Decoherence is unavoidable for the RP, and now we reconsider its effect on the avian compass in terms of QFI, with the singlet state $|S\rangle$ being the initial state of RP as an example. Specifically, we display three typical classes of independent Markovian environmental noise, namely, the amplitude damping noise, dephasing noise and depolarized noise. We describe the environmental noises by the standard Lindblad master equation:

$$\dot{\rho}(t) = -i[H, \rho(t)] + \sum_i \Gamma_i (L_i \rho(t) L_i^\dagger - \frac{1}{2} \{L_i^\dagger L_i, \rho(t)\}), \quad (\text{E1})$$

where $H = \gamma \mathbf{B} \cdot (\hat{S}_1 + \hat{S}_2) + \hat{I} \cdot \mathbf{A} \cdot \hat{S}_2$ (see Eq. (1) in the main text) denotes the total Hamiltonian for each RP, $\rho(t)$ represents the density matrix of one nucleus and two electrons at time t , Γ_i represents the decoherence rate, $\{\cdot, \cdot\}$ represents the anticommutator, and L_i is the Lindblad operator. For the amplitude damping noise, L_i is only σ_- for each electronic spin individually (i.e., tensored with identity matrices for the nuclear spin and the other electronic spin); for the dephasing noise, L_i is only σ_z for each electronic spin individually; for the depolarized noise, L_i are σ_x , σ_y , σ_z for each electronic spin individually.

Firstly, let us examine the effect of uncorrelated amplitude damping noise, with the numerical results shown in Fig. A5. And we can see from Fig. A5(a) that when $\Gamma = 0.1k$, the QFI of 30% weaker and stronger fields are almost not changed compared with that of geomagnetic field. Moreover, a weak resonant oscillating field $B_{\text{rf}} = 150\text{nT}$, which is perpendicular to Earth's magnetic field, can highly reduce the QFI with $B_0 = 46\mu\text{T}$, and the percent decrease of QFI, i.e., $\Delta\text{QFI}/\text{QFI}$, can be larger than 80% shown in the inset of Fig. A5(a), which is large enough to imply that a weak oscillating field can completely disrupt the birds. And for $\Gamma = k$ in Fig. A5(b), the 30% stronger and weaker fields still have little influences on the value of QFI. Meanwhile, there still exists an obvious difference in the value of QFI with and without the oscillating field, with $\Delta\text{QFI}/\text{QFI}$ being larger than 50% shown in the inset of Fig. A5(b). However, when $\Gamma = 10k$ in Fig. A5(c), we can see that although the curves of QFI for different magnetic field intensities overlap completely, it would render the bird almost immune to the weak oscillating field, with $\Delta\text{QFI}/\text{QFI}$ being smaller than 10% shown in the inset of Fig. A5(c), which can not account for the fact that a weak oscillating field can completely disrupt the avian compass. As a conclusion, the decoherence rate should be smaller than $10k$ for this amplitude damping noise.

Next, we consider the effect of uncorrelated dephasing noise, with the numerical results shown in Fig. A6. From Fig. A6 we can see that the 30% stronger and weaker fields compared with the geomagnetic field have almost no influences on the value of QFI for $\Gamma = 0.1k$, k and $10k$. However, the effects of a resonant oscillating

field on the value of QFI are different. Specifically, from Fig. A6(a), we can see that when $\Gamma = 0.1k$, the QFI would be highly reduced when the oscillating field is applied, with $\Delta\text{QFI}/\text{QFI}$ being larger than 80% shown in the inset of Fig. A6(a). And when $\Gamma = k$, the oscillating field is still able to reduce the value of QFI to some extent, especially when θ is small, $\Delta\text{QFI}/\text{QFI}$ can reach

approximately 90% shown in the inset of Fig. A6(b). But when $\Gamma = 10k$, we can see from Fig. A6(c) that bird becomes quite immune to the weak oscillating field with $\Delta\text{QFI}/\text{QFI}$ being approximately equal to 0 for large θ . Thus for this dephasing noise, the decoherence rate should be smaller than $10k$.

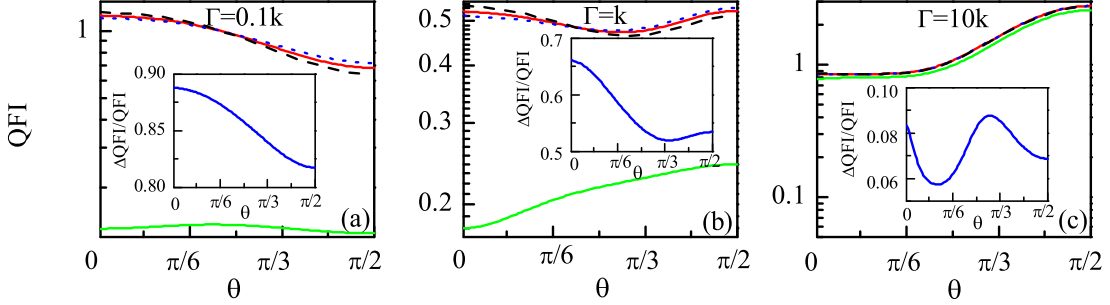


FIG. A5. (Color online) The QFI as a function of the direction angle θ for the amplitude damping noise for (a) $\Gamma = 0.1k$, (b) $\Gamma = k$, and (c) $\Gamma = 10k$ without the oscillating field ($B_0 = 46\mu\text{T}$ (red solid line), $B_0 = 59.8\mu\text{T}$ (black dashed line), and $B_0 = 32.2\mu\text{T}$ (blue dotted line)), and with the oscillating field $B_{\text{rf}} = 150\text{nT}$ and $B_0 = 46\mu\text{T}$ (green dash dotted line). The insets show the corresponding $\Delta\text{QFI}/\text{QFI}$ with the oscillating field. $A_z = 6\gamma \times 46\mu\text{T}$, $A_x = A_y = 0$, $k = 10^4\text{s}^{-1}$.

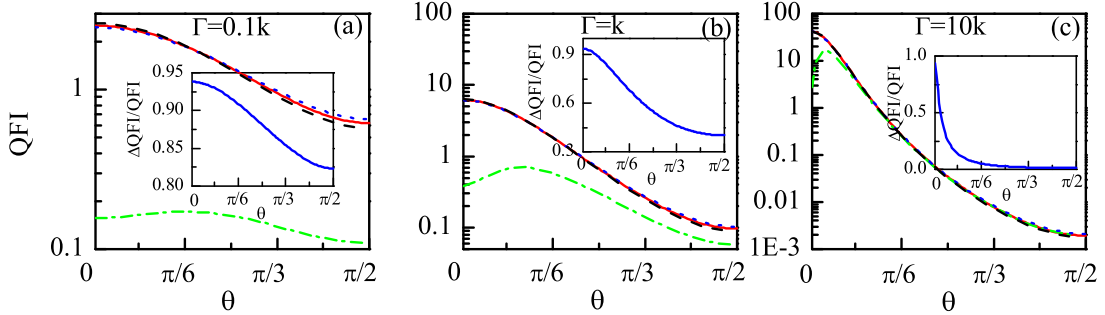


FIG. A6. (Color online) The QFI as a function of the direction angle θ for the dephasing noise for (a) $\Gamma = 0.1k$, (b) $\Gamma = k$, and (c) $\Gamma = 10k$ without the oscillating field ($B_0 = 46\mu\text{T}$ (red solid line), $B_0 = 59.8\mu\text{T}$ (black dashed line), and $B_0 = 32.2\mu\text{T}$ (blue dotted line)), and with the oscillating field $B_{\text{rf}} = 150\text{nT}$ and $B_0 = 46\mu\text{T}$ (green dash dotted line). The insets show the corresponding $\Delta\text{QFI}/\text{QFI}$ with the oscillating field. $A_z = 6\gamma \times 46\mu\text{T}$, $A_x = A_y = 0$, $k = 10^4\text{s}^{-1}$.

Finally, we consider the effect of uncorrelated depolarized noise, with the numerical results shown in Fig. A7. From Fig. A7 we can see that when $\Gamma = 0.1k$, the QFI of 30% weaker and stronger fields are almost unchanged compared with that of geomagnetic field, and the difference in the value of QFI with and without the oscillating field is obvious, with the percent decrease $\Delta\text{QFI}/\text{QFI}$ being larger than 59% shown in the inset of Fig. A7(a). However, when $\Gamma \geq k$, on the one hand, the value of

QFI is significantly small despite of its insensitivity to the 30% weaker and stronger fields. On the other hand, the oscillating field has almost no effect on the value of QFI, with $\Delta\text{QFI}/\text{QFI}$ being approximately 4% shown in the inset of Fig. A7(b) or smaller than 0.1% shown in the inset of Fig. A7(c). As a result, for this uncorrelated depolarized noise, the decoherence rate should be smaller than $1k$.

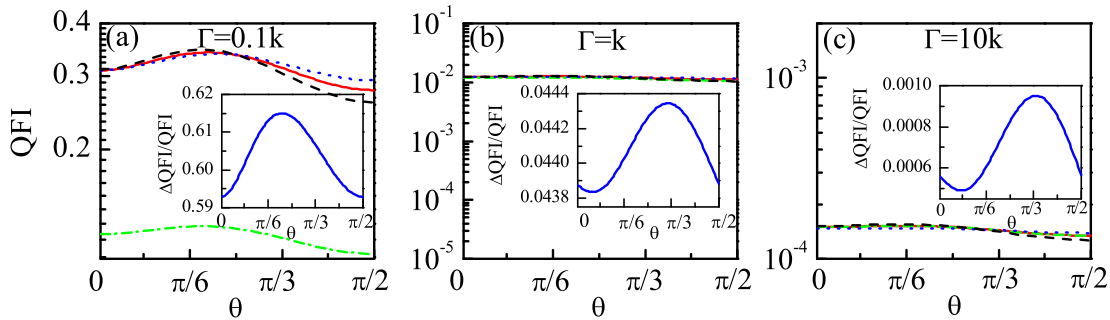


FIG. A7. (Color online) The QFI as a function of the direction angle θ for the depolarized noise for (a) $\Gamma = 0.1k$, (b) $\Gamma = k$, and (c) $\Gamma = 10k$ without the oscillating field ($B_0 = 46\mu\text{T}$ (red solid line), $B_0 = 59.8\mu\text{T}$ (black dashed line), and $B_0 = 32.2\mu\text{T}$ (blue dotted line)), and with the oscillating field $B_{rf} = 150\text{nT}$ and $B_0 = 46\mu\text{T}$ (green dash dotted line). The insets show the corresponding $\Delta\text{QFI}/\text{QFI}$ with the oscillating field. $A_z = 6\gamma \times 46\mu\text{T}$, $A_x = A_y = 0$, $k = 10^4\text{s}^{-1}$.

-
- [1] S. Lloyd, A quantum of natural selection, *Nature Phys.* **5**, 164 (2009).
- [2] J. C. Brookes, F. Hartoutsiou, A. P. Horsfield, and A. M. Stoneham, Could Humans Recognize Odor by Phonon Assisted Tunneling? *Phys. Rev. Lett.* **98**, 038101 (2007).
- [3] I. A. Solov'yov, P. Y. Chang, and K. Schulten, Vibrationally assisted electron transfer mechanism of olfaction: myth or reality? *Phys. Chem. Chem. Phys.* **14**, 13861 (2012).
- [4] Z. D. Nagel, J. P. Klinman, Tunneling and dynamics in enzymatic hydride transfer. *Chem. Rev.* **106**, 3095 (2006).
- [5] R. K. Allemann, N. S. Scrutton, Quantum Tunnelling in Enzyme-catalysed Reactions (RSC, 2009).
- [6] M. B. Plenio, and S. F. Huelga, Dephasing-assisted transport: quantum networks and biomolecules, *New J. Phys.* **10**, 113019 (2008).
- [7] M. Mohseni, P. Rebentrost, S. Lloyd and A. A. Guzik, Environment-assisted quantum walks in photosynthetic energy transfer, *J. Chem. Phys.* **129**, 174106 (2008).
- [8] K. Maeda, K. B. Henbest, F. Cintolesi, I. Kuprov, C. T. Rodgers, P. A. Liddell, D. Gust, C. R. Timmel, and P. J. Hore, Chemical compass model of avian magnetoreception, *Nature (London)* **453**, 387 (2008).
- [9] C. T. Rodgers and P. J. Hore, Chemical magnetoreception in birds: The radical pair mechanism, *Proc. Natl. Acad. Sci.* **106**, 353 (2009).
- [10] K. Schulten, C. E. Swenberg, and A. Weller, A biomagnetic sensory mechanism based on magnetic field modulated coherent electron spin motion, *Z. Phys. Chem.* **NF111**, 1 (1978).
- [11] T. Ritz, S. Adem, and K. Schulten, A Model for Photoreceptor-Based Magnetoreception in Birds, *Biophys. J.* **78**, 707 (2000).
- [12] J. A. Pauls, Y. Zhang, G. P. Berman, S. Kais, Quantum coherence and entanglement in the avian compass, *Phys. Rev. E* **87**, 062704 (2013).
- [13] J. Cai, G. G. Guerreschi, and H. J. Briegel, Quantum control and entanglement in a chemical compass, *Phys. Rev. Lett.* **104**, 220502 (2010).
- [14] J. Cai and M. B. Plenio, Chemical Compass Model for Avian Magnetoreception as a Quantum Coherent Device, *Phys. Rev. Lett.* **111**, 230503 (2013).
- [15] H. J. Hogben, T. Biskup, and P. J. Hore, Entanglement and Sources of Magnetic Anisotropy in Radical Pair-Based Avian Magnetoreceptors, *Phys. Rev. Lett.* **109**, 220501 (2012).
- [16] J. N. Bandyopadhyay, T. Paterek, and D. Kaszlikowski, Quantum Coherence and Sensitivity of Avian Magnetoreception, *Phys. Rev. Lett.* **109**, 110502 (2012).
- [17] J. Cai, F. Caruso, and M. B. Plenio, Quantum limits for the magnetic sensitivity of a chemical compass, *Phys. Rev. A* **85**, 040304(R) (2012).
- [18] B. M. Xu and J. Zou, Dark state population determines magnetic sensitivity in radical pair magnetoreception model, *Sci. Rep.* **6**, 22417 (2016).
- [19] E. M. Gauger, E. Rieper, J. J. L. Morton, S. C. Benjamin, and V. Vedral, Sustained Quantum Coherence and Entanglement in the Avian Compass, *Phys. Rev. Lett.* **106**, 040503 (2011).
- [20] B. M. Xu, J. Zou, H. Li, J. G. Li, and B. Shao, Effect of radio frequency fields on the radical pair magnetoreception model, *Phys. Rev. E* **90**, 042711 (2014).
- [21] I. K. Kominis, Quantum Zeno effect explains magnetic-sensitive radical-ion-pair reactions, *Phys. Rev. E* **80**, 056115 (2009).
- [22] L. P. Yang, Q. Ai, and C. P. Sun, Generalized Holstein model for spin-dependent electron-transfer reactions, *Phys. Rev. A* **85**, 032707 (2012).
- [23] C. Y. Cai, Q. Ai, H. T. Quan, and C. P. Sun, Sensitive chemical compass assisted by quantum criticality, *Phys. Rev. A* **85**, 022315 (2012).
- [24] A. Imamoglu, K. B. Whaley, Photoactivated biological processes as quantum measurements, *Phys. Rev. E* **91**, 022714 (2015).
- [25] M. Tiersch and H. J. Briegel, Decoherence in the chemical compass: the role of decoherence for avian magnetoreception, *Phil. Trans. R. Soc. A* **370**, 4517 (2012).
- [26] A. Chia, K. C. Tan, L. Pawela, P. Kurzyński, T. Paterek, and D. Kaszlikowski, Coherent chemical kinetics as quantum walks. I. Reaction operators for radical pairs, *Phys. Rev. E* **93**, 032407 (2016).

- [27] K. Mouloudakis, I. K. Kominis, Quantum Information Processing in the Radical-Pair Mechanism, arXiv:1607.03071 (2016).
- [28] N. Lambert, Y. N. Chen, Y. C. Cheng, C. M. Li, G. Y. Chen and F. Nori, Quantum biology, *Nature Phys.* **9**, 10 (2012).
- [29] M. Arndt, T. Juffmann, V. Vedral, Quantum physics meets biology, *HFSP J.* **3**, 386 (2009).
- [30] S. F. Huelgaa and M. B. Plenio, Vibrations, quanta and biology, *Contemp. Phys.* **54**, 181 (2013).
- [31] W. Wiltschko and R. Wiltschko, Magnetic Compass of European Robins, *Science* **176**, 62 (1972).
- [32] W. Wiltschko, in *Animal Migration, Navigation, and Homing*, edited by K. Schmidt-Koenig and W. T. Keeton (Springer, New York, 1978), p. 302.
- [33] W. Wiltschko, K. Stapput, P. Thalau, and R. Wiltschko, Avian magnetic compass: fast adjustment to intensities outside the normal functional window, *Naturwissenschaften* **93**, 300 (2006).
- [34] M. Winklhofer, E. Dylda, P. Thalau, W. Wiltschko, and R. Wiltschko, Avian magnetic compass can be tuned to anomalously low magnetic intensities, *Proc. R. Soc. B* **280**, 20130853 (2013).
- [35] T. Ritz, P. Thalau, J. B. Phillips, R. Wiltschko, W. Wiltschko, Resonance effects indicate a radical-pair mechanism for avian magnetic compass, *Nature (London)* **429**, 177 (2004).
- [36] P. Thalau, T. Ritz, K. Stapput, R. Wiltschko, W. Wiltschko, Magnetic compass orientation of migratory birds in the presence of a 1.315 MHz oscillating field, *Naturwissenschaften* **92**, 86 (2005).
- [37] T. Ritz, R. Wiltschko, P. J. Hore, C. T. Rodgers, K. Stapput, P. Thalau, C. R. Timmel, W. Wiltschko, Magnetic Compass of Birds is Based on a Molecule with Optimal Directional Sensitivity, *Biophys. J.* **96**, 3451 (2009).
- [38] V. Giovannetti, S. Lloyd, and L. Maccone, Quantum Metrology, *Phys. Rev. Lett.* **96**, 010401 (2006).
- [39] V. Giovannetti, S. Lloyd, and L. Maccone, Advances in quantum metrology, *Nature Photon.* **5**, 222 (2011).
- [40] M. A. Taylor, W. P. Bowen, Quantum metrology and its application in biology, *Phys. Rep.* **615**, 1 (2016).
- [41] U. E. Steiner and T. Ulrich, Magnetic field effects in chemical kinetics and related phenomena, *Chem. Rev.* **89**, 51 (1989).
- [42] H. Cramér, *Mathematical methods of statistics*, vol. 9 (Princeton University Press, 1999).
- [43] S. L. Braunstein and C. M. Caves, Statistical distance and the geometry of quantum states, *Phys. Rev. Lett.* **72**, 3439 (1994).
- [44] C. W. Helstrom, *Quantum Detection and Estimation Theory*, (Academic Press, New York, 1976).
- [45] C. W. Helstrom, *Probabilistic and Statistical Aspects of Quantum Theory*, (North Holland, Amsterdam, 1982).
- [46] M. O. Scully and M. S. Zubairy, *Quantum Optics*, vol. 2 (Cambridge University press, 1997), p. 151.
- [47] Y. Zhang, G. P. Berman, S. Kais, Sensitivity and entanglement in the avian chemical compass, *Phys. Rev. E* **90**, 042707 (2014).
- [48] W. K. Wootters, Entanglement of formation of an arbitrary state of two qubits, *Phys. Rev. Lett.* **80**, 2245 (1998).