

Meson masses and decay constants at large N

Margarita García Pérez^a, Antonio González-Arroyo^{a,b} and Masanori Okawa^{*c,d}

^a *Instituto de Física Teórica UAM-CSIC, Nicolás Cabrera 13-15,
Universidad Autónoma de Madrid, E-28049-Madrid, Spain*

^b *Departamento de Física Teórica, C-15
Universidad Autónoma de Madrid, E-28049-Madrid, Spain*

^c *Graduate School of Science, Hiroshima University,
Higashi-Hiroshima, Hiroshima 739-8526, Japan*

^d *Core of Research for the Energetic Universe, Hiroshima University,
Higashi-Hiroshima, Hiroshima 739-8526, Japan*

E-mail: margarita.garcia@uam.es, antonio.gonzalez-arroyo@uam.es,
okawa@sci.hiroshima-u.ac.jp

Meson masses and decay constants in the large N limit of $SU(N)$ gauge theory are determined using the twisted Eguchi-Kawai reduced model. To this end, we make use of a recently defined smearing method valid on the one-point lattice. This procedure, in combination with a variational analysis, allows to obtain reliable values for these quantities.

*34th annual International Symposium on Lattice Field Theory
24-30 July 2016
University of Southampton, UK*

*Speaker.

1. Introduction

The Twisted Eguchi-Kawai model (TEK-model) is a $SU(N)$ lattice gauge theory having only one site with twisted boundary conditions [1, 2]. It has been shown that this model is equivalent to the usual lattice gauge theory in the large N limit [3, 4]. In fact, we have succeeded in calculating the large N string tension and running coupling constant in the continuum limit starting from the TEK model [5, 6]. We have also shown that it is straightforward to introduce adjoint fermions within our framework [7, 8]. Last year, two of us proposed a new method to calculate meson correlators in this set up [9, 10]. This problem was actually quite challenging for two main reasons:

- Quarks in the fundamental representation are not consistent with the twist.
- Meson propagators are space-time extended objects not easily defined within the one-site lattice model.

Both caveats can be solved by allowing quarks to propagate in a bigger lattice than the one seen by the periodic (up to the twist) gauge fields. This has allowed to compute the large N ground state meson spectrum, using for simplicity point-point meson correlators [9, 10]. However, it was not possible to reliably estimate decay constants due to the contamination from excited states. The purpose of the present talk is to make use of the smearing method introduced in [10], which combined with a variational analysis makes it possible to calculate both meson masses and decay constants.

2. Formulation

In this section we will briefly review the construction of the meson correlators in the TEK model, further details can be consulted in refs. [9, 10]. We formulate the $SU(N)$ gauge theory, with $N = L^2$, on a 4-dimensional one-point lattice with twisted boundary conditions given by the antisymmetric twist tensor: $n_{\nu\mu} = kL$, for $\mu > \nu$. The integers L and k should be coprime and obey certain constraints to prevent center symmetry breaking [3]. In the large N limit, this theory is equivalent to the usual $SU(N)$ lattice gauge theory defined on a L^4 lattice.

We will consider that quark fields live on a finite box $\ell_0 L \times L^3$, with positive integer ℓ_0 . In ref. [9], we have shown that the correlation function at time separation n_0 of two local, zero-momentum meson operators in channels γ_A and γ_B is given by:

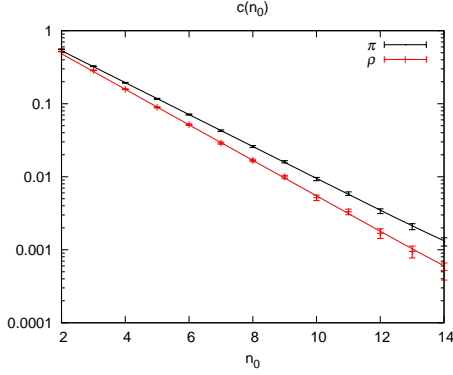
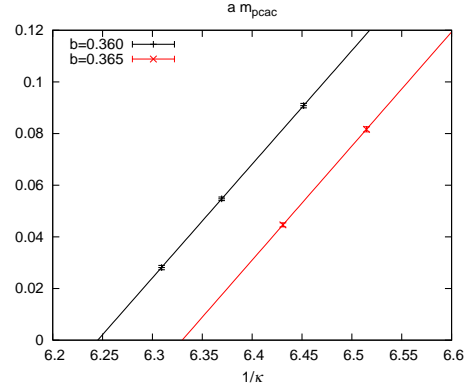
$$C_{AB}(n_0) = \frac{1}{\ell_0 N^{3/2}} \sum_{q_0} e^{-iq_0 n_0} \text{Tr} [\gamma_A D^{-1}(0) \gamma_B D^{-1}(q_0)], \quad (2.1)$$

with momentum q_0 quantized in units of $\ell_0 L$. The Wilson-Dirac operator acts on colour (U_μ), spatial (Γ_μ), and Dirac (γ_μ) indexes, and is given by:

$$D(q_0) = 1 - \kappa \sum_{\mu=0}^{d-1} [(1 - \gamma_\mu) \tilde{U}_\mu \Gamma_\mu^* + (1 + \gamma_\mu) \tilde{U}_\mu^\dagger \Gamma_\mu^t], \quad (2.2)$$

with $\tilde{U}_\mu = \exp(iq_\mu \delta_{\mu,0}) U_\mu$, and with Γ_μ the $SU(N)$ matrices satisfying

$$\Gamma_\mu \Gamma_\nu = \exp(2\pi i n_{\nu\mu}/N) \Gamma_\nu \Gamma_\mu. \quad (2.3)$$

**Figure 1:** SS correlators for π and ρ .**Figure 2:** $1/\kappa$ dependence of am_{PCAC} .

An explicit form for these matrices, usually called twist eaters, is shown, for example, in eq.(2.13) of ref. [4].

Although one can compute meson masses from these local correlators, the effective mass plots show a clear contamination from excited states [10]. To obtain improved results, we have proposed to use the smearing method originally introduced in [11] adapted to the one-point lattice [10]. Smearing can be easily implemented by replacing γ_A in eq. (2.1) by the operator:

$$\gamma_A \rightarrow D_s^l \gamma_A, \quad D_s \equiv \frac{1}{1+6c} \left[1 + c \sum_{i=1}^{d-1} (\bar{U}_i \Gamma_i^* + \bar{U}_i^\dagger \Gamma_i^t) \right]. \quad (2.4)$$

Here, l is the smearing level and \bar{U}_i is the APE-smearred spatial link variable obtained after iterating several times the following transformation

$$U_i' = \text{Proj}_{\text{SU}(N)} \left[(1-f)U_i + \frac{f}{4} \sum_{j \neq i} (U_j U_i U_j^\dagger + U_j^\dagger U_i U_j) \right], \quad (2.5)$$

with c and f free smearing parameters.

To improve the ground state signal we have used in addition a variational method. We start by selecting a basis of operators in each quantum channel. This is done for fixed APE-smearing of the gauge fields by changing the smearing level l of the fermionic operator. We have selected ten smearing steps $\ell = 0, 1, 2, 3, 4, 5, 10, 20, 50, 100$, and computed the 10×10 correlation matrices $C_{AB}(n_0)$ with matrix components:

$$C_{AB}^{l'l'}(n_0) = \frac{1}{\ell_0 N^{3/2}} \sum_{q_0} e^{-iq_0 n_0} \text{Tr} \left[D_s^l \gamma_A D^{-1}(0) D_s^{l'} \gamma_B D^{-1}(q_0) \right]. \quad (2.6)$$

We then solve the generalized eigenvalue problem (no summation over A implied):

$$C_{AA}(n_0 = t_2) v_A = \lambda_A C_{AA}(n_0 = t_1) v_A, \quad (2.7)$$

with $t_1 = 1$ and $t_2 = 2$. After this, we select the eigenvector corresponding to the largest eigenvalue in each channel, denoted by v_A^1 . Smearred-smearred and local-smearred correlators are then

constructed for arbitrary n_0 as

$$C_{AB}^{SS}(n_0) = \sum_{\ell, \ell'} (v_A^1)_\ell^* C_{AB}^{\ell\ell'}(n_0) (v_B^1)_{\ell'}, \quad (2.8)$$

$$C_{AB}^{LS}(n_0) = \sum_{\ell'} C_{AB}^{0\ell'}(n_0) (v_B^1)_{\ell'}. \quad (2.9)$$

In the following, SS correlators will be used to determine meson masses, while LS correlators will allow for the determination of decay constants in a way to be described below.

We show in fig. 1 the SS pion and rho correlators for $N = 289$ and $l_0 = 2$, at $b = 0.36$ and $\kappa = 0.155$, from which a precise determination of the masses can be obtained. For this plot, the smearing parameters have been set to $c = 0.4$, $f = 0.15$ and we performed 10 Ape-iterations of the gauge fields. We are currently working on a systematic analysis of the effects associated to the choice of operators in the correlation matrix. In the range of κ and β values of our simulations a basis of 8 to 10 smearing operators seems to be optimal for reducing the excited state contamination without losing precision in the effective masses. A next step involves solving the generalized eigenvalue problem at all values of t_2 in eq. (2.7), as discussed in [12].

3. Simulations and results

To test our method, we have simulated the TEK model for $N=289$, with $l_0 = 2$. We took two values of inverse 't Hooft coupling ($b = 1/g_0^2 N$) and two or three values of κ ,

$$b = 0.360, \quad \kappa = 0.1555, 0.157, 0.1585, \quad (3.1)$$

$$b = 0.365, \quad \kappa = 0.1535, 0.1555. \quad (3.2)$$

For each parameter set, we have calculated meson propagators with 800 configurations, each configuration being separated by 1000 MC sweeps [13]. In the following, all meson masses are obtained from a single hyperbolic cosine fit to the SS correlator in each channel, with the fitting range $6 \leq n_0 \leq 12$.

The first quantity we study is the PCAC-quark mass. Following ref. [11], we compute it from a constant fit to:

$$am_{\text{PCAC}}(n_0) = \frac{C_{\gamma_5, \gamma_5}^{LS}(n_0 + 1) - C_{\gamma_5, \gamma_5}^{LS}(n_0 - 1)}{4C_{\gamma_5, \gamma_5}^{LS}(n_0)}. \quad (3.3)$$

In fig. 2, we show the $1/\kappa$ dependence of am_{PCAC} . In the case where we have three values of κ a linear fit provides a very good fit to the data. Fig. 3 displays $(m_\pi/\sqrt{\sigma})^2$ as a function of $m_{\text{PCAC}}/\sqrt{\sigma}$. The value of string tension is extracted from ref. [5], and is given by $a^2\sigma = 0.04234(103)$ and $a^2\sigma = 0.03181(60)$ for $b = 0.36$ and $b = 0.365$ respectively. The straight line is a linear fit to the data at $b=0.360$ setting the pion residual mass to zero. It is important to note that in the large N limit, there should be no quenched chiral log [14, 15]. Therefore the verification of the linear dependence of $(m_\pi/\sqrt{\sigma})^2$ on $m_{\text{PCAC}}/\sqrt{\sigma}$ is a non-trivial consistency check that we are really studying the dynamics of large N QCD.

In fig. 4, we show the dependence of $m_\rho/\sqrt{\sigma}$ on $m_{\text{PCAC}}/\sqrt{\sigma}$. Again, the straight line is a linear fit of the data at $b=0.360$. The results at $b=0.36$ and 0.365 exhibit a very good scaling behavior.

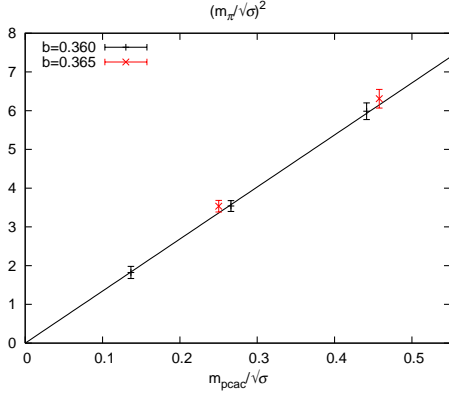


Figure 3: $m_{\text{PCAC}}/\sqrt{\sigma}$ dependence of $(m_\pi/\sqrt{\sigma})^2$.

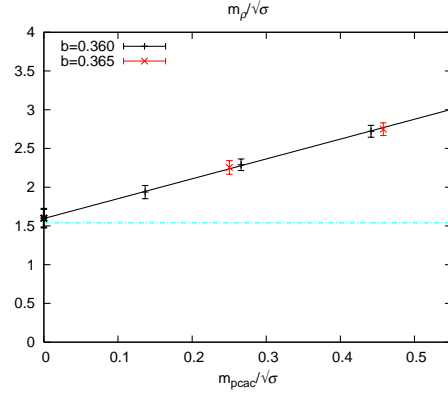


Figure 4: $m_{\text{PCAC}}/\sqrt{\sigma}$ dependence of $m_\rho/\sqrt{\sigma}$.

The horizontal line in fig. 4 is the value of $m_\rho/\sqrt{\sigma}$ given in [11] which is obtained by extrapolating m_ρ at finite N to $N \rightarrow \infty$, and comes out very consistent with our determination. Scaling violations seem to be really small, taking into account that no continuum extrapolation has been performed in either case.

Finally, we calculate the pion decay constant f_π^{lat} . For that we first compute the correlator between the local axial-vector operator and the smeared pion operator:

$$C_{\gamma_0 \gamma_5, \gamma_5}^{LS}(n_0) = C_{A_0} e^{-n_0 m_\pi}. \quad (3.4)$$

This decays exponentially in time with the pion mass. The coefficient C_{A_0} is related to the decay constant through:

$$C_{A_0} = f_\pi^{\text{lat}} \sqrt{\frac{N}{3}} m_\pi C_\pi \quad (3.5)$$

where C_π can be extracted from the SS pion correlator:

$$C_{\gamma_5, \gamma_5}^{SS}(n_0) = C_\pi e^{-n_0 m_\pi}. \quad (3.6)$$

We fit simultaneously these two correlators to hyperbolic sine and cosine functions respectively in the fitting range $6 \leq n_0 \leq 12$, keeping as free parameters: m_π , C_π and f_π . An example of the quality of our fits is shown on fig. 5, for the same set of configurations as in fig. 1. The results for the pion mass come out compatible with the previous determination based only on the SS correlator.

This gives the unrenormalized pion decay constant. To connect with the continuum decay constant, we follow [11] and use the one-loop improved Z_A renormalization factor [16]

$$Z_A = 1 - 0.4694 \frac{\lambda_E}{4\pi}, \quad \lambda_E = -8 \ln U_P, \quad (3.7)$$

$$Z_A(b=0.36) = 0.8256, \quad Z_A(b=0.365) = 0.8314. \quad (3.8)$$

The final result for the pion decay constant as a function of the PCAC quark mass is displayed in fig. 6. Both quantities are given in units of the square root of the string tension. The results show a very good scaling behaviour and nicely extrapolate in the chiral limit to the result obtained by standard large N techniques in [11], indicated by the blue horizontal line in the plot.

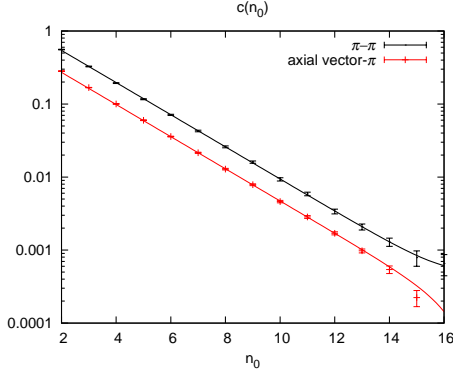


Figure 5: γ_5 - γ_5 , and $\gamma_0\gamma_5$ - γ_5 correlators.

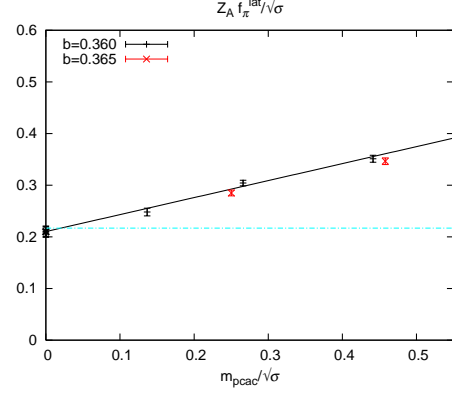


Figure 6: $m_{\text{PCAC}}/\sqrt{\sigma}$ dependence of $Z_A f_\pi^{\text{lat}}/\sqrt{\sigma}$.

4. Conclusions

We have shown that our smearing method, when combined with a variational analysis, works quite well and allows to determine the pion and rho masses, as well as the pion decay constant for the TEK model. Our results are consistent with those obtained using standard large N techniques as in [11].

In the future we plan to extend our results making full use of the generalized eigenvalue method to give a precise estimate of the masses and decay constants in the continuum limit. These results will include the evaluation of other channels such as scalar, tensor and axial-vector. Other interesting extensions are possible and included in the future plans. The study of large N 2-dimensional QCD seems an interesting testing ground, since the meson mass spectra is known in that case as the solution of an integral equation in the continuum limit [17]. Preliminary results are presented in these proceedings [18]. An interesting case is that of $SU(N)$ field theories with adjoint fermions with varying number of flavors, which has received much attention in connection with possible extensions of the Standard Model. The configurations needed for the determination of the meson spectrum are already available as a by-product of our computation of the mass anomalous dimension for these theories [7, 8].

Acknowledgments

We acknowledge financial support from the grants FPA2012-31686, FPA2012-31880, FPA 2015-68541-P, and the Spanish MINECO's "Centro de Excelencia Severo Ochoa" Programme under grant SEV-2012-0249. M. O. is supported by the Japanese MEXT grant No 26400249 and the MEXT program for promoting the enhancement of research universities. Calculations have been done on both Hitachi SR16000 supercomputer at High Energy Accelerator Research Organization(KEK) and NEC SX-ACE supercomputer at Cybermedia Center, Osaka University under the support of Research Center for Nuclear Physics(RCNP), Osaka University. We also acknowledge the use of the HPC resources at IFT. Work at KEK is supported by the Large Scale Simulation Program No.16/17-02.

References

- [1] A. Gonzalez-Arroyo and M. Okawa, Phys. Lett. B **120** (1983) 174.
- [2] A. Gonzalez-Arroyo and M. Okawa, Phys. Rev. D **27** (1983) 2397.
- [3] A. Gonzalez-Arroyo and M. Okawa, JHEP **07** (2010) 043 [arXiv:1005.1981 [hep-th]].
- [4] A. Gonzalez-Arroyo and M. Okawa, JHEP **12** (2014) 106 [arXiv:1410.6405 [hep-lat]].
- [5] A. Gonzalez-Arroyo and M. Okawa, Phys. Lett. B **718** (2013) 1524 [arXiv:1206.0049 [hep-th]].
- [6] M. Garcia Perez, A. Gonzalez-Arroyo, L. Keegan and M. Okawa, JHEP **01** (2015) 038 [arXiv:1412.0941 [hep-lat]].
- [7] A. Gonzalez-Arroyo and M. Okawa, Phys. Rev. D **88** (2013) 014514 [arXiv:1305.6253 [hep-lat]].
- [8] M. Garcia Perez, A. Gonzalez-Arroyo, L. Keegan and M. Okawa, JHEP **08** (2015) 034 [arXiv:1506.06536 [hep-lat]].
- [9] A. Gonzalez-Arroyo and M. Okawa, Phys.Lett. B **755** (2016) 132 [arXiv:1510.05428 [hep-lat]].
- [10] A. Gonzalez-Arroyo and M. Okawa, PoS LATTICE2015 (2016) 291 [arXiv:1511.00477 [hep-lat]].
- [11] G. Bali, F. Bursa, L. Castagnini, S. Collins, L. Del Debbio, B. Lucini and M. Panero, JHEP **06** (2013) 071 [arXiv:1304.4437 [hep-lat]].
- [12] B. Blossier, M. Della Morte, G. von Hippel, T. Mendes and R. Sommer, JHEP **04** (2009) 094 [arXiv:0902.1265 [hep-lat]].
- [13] M. Garcia Perez, A. Gonzalez-Arroyo, L. Keegan, M. Okawa and A. Ramos, JHEP **06** (2015) 093 [arXiv:1505.05784 [hep-lat]].
- [14] C. W. Bernard and M. Golterman, Phys. Rev. D **46** (1992) 853 [arXiv:hep-lat/9204007].
- [15] S. R. Sharpe, Phys. Rev. D **46** (1992) 3146 [arXiv:hep-lat/9205020].
- [16] A. Skouroupathis and H. Panagopoulos, Phys. Rev. D **76** (2007) 094514 Erratum: [Phys. Rev. D **78** (2008) 119901] [arXiv:0707.2906 [hep-lat]].
- [17] G. 't Hooft, Nucl. Phys. B **75** (1974) 461.
- [18] M. Garcia Perez, A. Gonzalez-Arroyo, L. Keegan and M. Okawa, PoS LATTICE2016 (2016) 337.