

Calculation of gluon contribution to the proton spin by using the non-perturbative quantization à la Heisenberg

Vladimir Dzhunushaliev*

*Dept. Theor. and Nucl. Phys., KazNU, Almaty, 050040, Kazakhstan
IETP, Al-Farabi KazNU, Almaty, 050040, Kazakhstan*

Institute of Systems Science, Durban University of Technology, P. O. Box 1334, Durban 4000, South Africa

(Dated: June 30, 2019)

The contribution of crossed gluon fields in flux tubes connecting quarks to the proton spin is calculated. The calculations are performed following non-perturbative Heisenberg's quantization technique. In our approach a proton is considered as consisting of three quarks connected by three flux tubes. The flux tubes contain colour longitudinal electric and transversal electric and magnetic fields. The longitudinal electric field causes the interaction forces between quarks. The quantum superposition of the transversal fields causes the appearance of the angular momentum density. The dimensionless relation between the angular momentum and the mass of the gluon fields is obtained. The contribution to proton spin from rotating quarks and flux tubes connecting quarks is estimated. Simple numerical relation between the proton mass, the speed of light and the proton radius, which is of the same order as the Planck constant, is discussed.

PACS numbers: 12.38.-t; 11.15.Tk

Keywords: proton spin; non-perturbative quantization; two-equation approximation; flux tube; quantum superposition

I. INTRODUCTION

The spin structure of the proton is one of the most challenging problems in modern physics. The experimental results of the European Muon Collaboration showed that only a small fraction of the proton spin is carried by the quark spin [1, 2]. At the moment we know that: (a) about 1/3 of the nucleon spin comes from the quark spin, see for example [3]-[5]; (b) the gluon spin seems to make negligible contribution [6]-[8]; (c) some portion of the proton spin can come from the orbital angular momentum of quarks and anti-quarks [9], see also the reviews [10]-[13]. Theoretical investigations of the proton spin structure are also performed on the lattice, see for example [14].

In this letter we use the non-perturbative methods à la Heisenberg [15] to investigate the gluon field contribution to the proton spin. The main idea of our approach is that flux tubes between quarks in a proton have the angular momentum density coming from colour electric and magnetic fields. The flux tube has longitudinal electric field and transversal electric and magnetic fields. The transversal fields have different colour indices and, at first glance, cannot give us the angular momentum density. But if we consider the quantum superposition of states with different transversal fields in the flux tube we will have transversal electric and magnetic fields with the same colour index. In this case we can calculate the angular momentum coming from the gluon fields which are in the flux tube. In this connection we have to note that in Ref. [16] the authors have shown that some properties of a glueball may explain the gluonic contribution to the proton spin. Let us note that the mechanism presented here is non-perturbative, and it cannot be explained on the perturbative level.

II. MAIN IDEA

In this section we would like to present the main idea of calculation of the gluonic contribution to the proton spin. Before proceeding with the numerical calculations, we want to understand qualitatively how the gluon field makes the contribution to the proton spin. Let us consider the following numerical relation between the fundamental constants and the proton parameters

$$m_p c r_p = 5 \cdot 10^{-27} \text{g} \cdot \text{cm}^2 \cdot \text{s}^{-1} \approx 4.75 \cdot \hbar. \quad (1)$$

*Electronic address: v.dzhunushaliev@gmail.com

Here m_p is the proton mass and r_p – the proton radius. The left-hand side of (1) is the angular momentum of something rotating with the speed of light around the proton centre. We know that: (a) the proton mass consists generally of gluon fields, (b) a gluon has zero rest mass and moves with the speed of light. This leads us to a thought that the angular momentum of the gluon field has to make a significant contribution to the proton spin. This can happen only if the gluon fields form a kind of ordered structure; for example, it can be flux tubes between quarks. This is the main idea suggested in the letter.

We use the following model of a proton: three quarks are connected by flux tubes, see either Fig. 1, or Fig. 2, or Fig. 3. In Ref. [17] it is shown that the flux tube stretched between two infinitely separated quarks has the longitudinal colour electric field E_z^3 and two transversal fields: the radial colour electric field E_ρ^1 and the azimuthal colour magnetic field H_φ^2 . It is well known from electrodynamics that electric and magnetic fields may have the angular momentum density $\vec{M} = \frac{1}{4\pi c} [\vec{r} \times [\vec{E} \times \vec{H}]]$. The generalization for non-Abelian gauge fields is obvious: $\vec{M} = \frac{1}{4\pi c} [\vec{r} \times [\vec{E}^a \times \vec{H}^a]]$, where a is the colour index. A direct application of these formulae gives us a zero angular momentum density since the colour indices of \vec{E}^a and \vec{H}^b for every flux tube are different, $b \neq a$. In order to avoid this problem, we assume that in reality we have a quantum superposition between three possibilities presented in Figs. 1-3. In such a case each flux tube contains a quantum superposition of $E_\rho^{2,5,7}$ and $H_\varphi^{2,5,7}$ fields. In that case if $\langle P | [\vec{r} \times [\vec{E}_{RGB,BRG,GBR}^a \times \vec{H}_{RGB,BRG,GBR}^a]] | P \rangle \neq 0$ then the total angular momentum of a proton has a contribution from the gluon fields (here $|P\rangle$ is the quantum state of a proton).

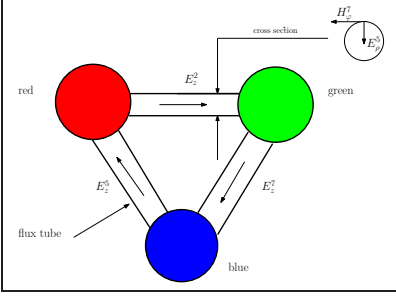


FIG. 1: Proton model with three quarks connected by flux tubes. Quantum state **R****G****B**.

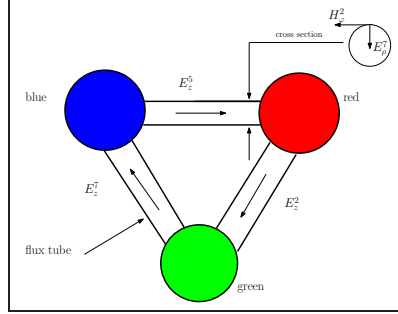


FIG. 2: Proton model with three quarks connected by flux tubes. Quantum state **B****R****G**.

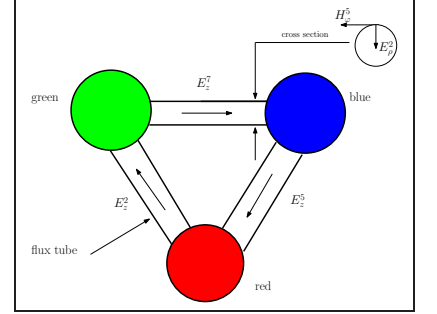


FIG. 3: Proton model with three quarks connected by flux tubes. Quantum state **G****B****R**.

III. INFINITE FLUX TUBE

In this section we want to obtain an infinite flux tube solution using the non-perturbative quantisation approach à la Heisenberg presented in Ref. [17]. We start with the two-equation approximation obtained in Ref. [17] and applied for the flux tube. The set of equations describing such a situation is

$$\tilde{D}_\nu F^{a\mu\nu} - [(m^2)^{ab\mu\nu} - (\mu^2)^{ab\mu\nu}] A_\nu^b = 0, \quad (2)$$

$$\square\phi - (m_\phi^2)^{ab\mu\nu} A_\nu^a A_\mu^b \phi - \lambda\phi (M^2 - \phi^2) = 0, \quad (3)$$

where

$$(m^2)^{ab\mu\nu} = -g^2 [f^{abc} f^{cpq} G^{pq\mu\nu} - f^{amn} f^{bnp} (\eta^{\mu\nu} G^{mp}_\alpha{}^\alpha - G^{mp\nu\mu})], \quad (4)$$

$$(\mu^2)^{ab\mu\nu} = -g^2 (f^{abc} f^{cde} G^{de\mu\nu} + \eta^{\mu\nu} f^{adc} f^{cbe} G^{de}_\alpha{}^\alpha + f^{aec} f^{cdb} G^{ed\nu\mu}), \quad (5)$$

$$(m_\phi^2)^{ab\mu\nu} = g^2 f^{amn} f^{bnp} \frac{G^{mp\mu\nu} - \eta^{\mu\nu} G^{mp\alpha}_\alpha}{G^{mm\alpha}_\alpha}. \quad (6)$$

2-point Green functions for the gauge fields $\delta\hat{A}_\mu^a \in \mathcal{G}$ and for the coset $\hat{A}_\mu^m \in SU(N)/\mathcal{G}$ are defined as

$$G^{mn\mu\nu}(y, x) = \langle \hat{A}^{m\mu}(y) \hat{A}^{n\nu}(x) \rangle, \quad \langle \hat{A}^{m\mu} \rangle = 0, \quad (7)$$

$$G^{ab\mu\nu}(y, x) = \langle \delta\hat{A}^{a\mu}(y) \delta\hat{A}^{b\nu}(x) \rangle, \quad \hat{A}^{a\mu} = \langle \hat{A}^{a\mu} \rangle + i\delta\hat{A}^{a\mu}, \quad (8)$$

where $F_{\mu\nu}^a = \partial_\mu A_\nu^a - \partial_\nu A_\mu^a + gf^{abc}A_\mu^b A_\nu^c$ is the field strength; $b, c, d = 2, 5, 7$ are the $SU(2)$ colour indices; g is the coupling constant; f^{bcd} are the structure constants for the $SU(3)$ gauge group and g is the coupling constant. The set of equations (2) and (3) describes decomposition of $SU(3)$ degrees of freedom into two groups: the first one describes $SU(2) \in SU(3)$ degrees of freedom and ϕ is a gluon condensate describing an average dispersion of quantum fluctuations in the coset space $SU(3)/SU(2)$.

We seek a cylindrically symmetric solution of the set of equations (2) and (3) in the subgroup $SU(2) \in SU(3)$ spanned on $\lambda^{2,5,7}$ (in Ref. [17] we found the solution in the $SU(2)$ subgroup spanned on $\lambda^{1,2,3}$):

$$A_t^2(\rho) = \frac{f(\rho)}{g}; \quad A_z^5(\rho) = \frac{v(\rho)}{g}; \quad \phi(\rho) = \frac{\phi(\rho)}{g}. \quad (9)$$

Here we use the cylindrical coordinate system z, ρ, φ . The corresponding colour electric and magnetic fields are then

$$E_z^7(\rho) = F_{tz}^3 = \frac{f(\rho)v(\rho)}{g}, \quad (10)$$

$$E_\rho^2(\rho) = F_{t\rho}^2 = -\frac{f'(\rho)}{g}, \quad (11)$$

$$H_\varphi^5(\rho) = \epsilon_{\varphi\rho z} F^{5\rho z} = -\frac{v'(\rho)}{g}. \quad (12)$$

We assume that 2-point Green functions can be approximately expressed as follows:

$$G^{ab\mu\nu}(y, x) \approx \Delta^{ab} \mathcal{B}^\mu \mathcal{B}^\nu, \quad a, b = 2, 5, 7; \quad (13)$$

$$C^{mn\mu\nu} \approx \delta^{mn} \mathcal{A}^\mu \mathcal{A}^\nu, \quad m, n = 1, 3, 4, 6, 8, \quad (14)$$

where $\mathcal{B}_\mu \mathcal{B}^\mu$ is a constant and

$$\Delta^{ab} = \begin{pmatrix} \delta_1 & 0 & 0 \\ 0 & \delta_2 & 0 \\ 0 & 0 & \delta_3 \end{pmatrix}, \quad (15)$$

$$\Delta^{ab} = \begin{pmatrix} \Delta_1 & 0 & 0 & 0 & 0 \\ 0 & \Delta_2 & 0 & 0 & 0 \\ 0 & 0 & \Delta_3 & 0 & 0 \\ 0 & 0 & 0 & \Delta_4 & 0 \\ 0 & 0 & 0 & 0 & \Delta_5 \end{pmatrix}. \quad (16)$$

We choose the vectors \mathcal{A}^μ and \mathcal{B}^μ in the form

$$\mathcal{A}^\mu = \left(0, 0, \mathcal{A}_\rho, \frac{\mathcal{A}_\varphi}{\rho} \right), \quad (17)$$

$$\mathcal{B}^\mu = \left(0, 0, \mathcal{B}_\rho, \frac{\mathcal{B}_\varphi}{\rho} \right). \quad (18)$$

With such a choice of the vectors A_μ^a , \mathcal{B}^μ , and \mathcal{A}^μ , we have

$$(\mu^2)^{1bt\nu} A_\nu^b = \frac{g^2}{4} (\mathcal{B}_\rho^2 + \mathcal{B}_\varphi^2) (\delta_5 + \delta_7) A_t^2 = \mu_1^2 A_t^2, \quad (19)$$

$$(\mu^2)^{2bz\nu} A_\nu^b = -\frac{g^2}{4} (\mathcal{B}_\rho^2 + \mathcal{B}_\varphi^2) (\delta_2 + \delta_7) A_z^5 = -\mu_2^2 A_z^5, \quad (20)$$

$$(m^2)^{1bt\nu} A_\nu^b = \frac{3}{4} g^2 (\mathcal{A}_\rho^2 + \mathcal{A}_\varphi^2) (4\Delta_1 + 4\Delta_3 + \Delta_4 + \Delta_6) \phi^2 A_t^2 = \frac{m_1^2}{4} \phi^2 A_t^2, \quad (21)$$

$$(m^2)^{2bz\nu} A_\nu^b = -\frac{3}{4} g^2 (\mathcal{A}_\rho^2 + \mathcal{A}_\varphi^2) (\Delta_1 + \Delta_3 + 4\Delta_4 + \Delta_6 + 3\Delta_8) \phi^2 A_z^5 = -\frac{m_2^2}{4} \phi^2 A_z^5 \quad (22)$$

$$(m_\phi^2)^{ab\mu\nu} A_\nu^a A_\mu^b = \frac{g^2}{4} \left[\frac{4\Delta_1 + 4\Delta_3 + \Delta_4 + \Delta_6}{\Delta_1 + \Delta_3 + \Delta_4 + \Delta_6 + \Delta_8} (A_t^2)^2 - \frac{\Delta_1 + \Delta_3 + 4\Delta_4 + \Delta_6 + 3\Delta_8}{\Delta_1 + \Delta_3 + \Delta_4 + \Delta_6 + \Delta_8} (A_z^5)^2 \right] = \frac{g^2}{4} \left[m_{1,\phi}^2 (A_t^2)^2 - m_{2,\phi}^2 (A_z^5)^2 \right]. \quad (23)$$

Let us consider the simplest case with

$$\Delta_1 + \Delta_3 = \Delta_4 + \Delta_8. \quad (24)$$

Then

$$m_2^1 = m_2^2 = m^2 = 3g^2 (\mathcal{A}_\rho^2 + \mathcal{A}_\varphi^2) (5\Delta_4 + \Delta_6 + 4\Delta_8), \quad (25)$$

$$m_{1,\phi}^2 = m_{2,\phi}^2 = m_\phi^2 = \frac{5\Delta_4 + \Delta_6 + 4\Delta_8}{2\Delta_4 + \Delta_6 + 2\Delta_8}. \quad (26)$$

In order to have equations that are the Euler-Lagrange equations, from some Lagrangian we choose

$$m^2 = m_\phi^2, \quad 3g^2 (\mathcal{A}_\rho^2 + \mathcal{A}_\varphi^2) = \frac{1}{2\Delta_4 + \Delta_6 + 2\Delta_8}. \quad (27)$$

Substituting (9) and (19)-(23) into (2) and (3) and taking into account (27), we have

$$f'' + \frac{f'}{\rho} = f \left(-\frac{v^2}{4} + \frac{m^2}{4} \phi^2 - \mu_1^2 \right), \quad (28)$$

$$v'' + \frac{v'}{\rho} = v \left(\frac{f^2}{4} + \frac{m^2}{4} \phi^2 - \mu_2^2 \right), \quad (29)$$

$$\phi'' + \frac{\phi'}{\rho} = \phi \left[-m^2 \frac{f^2}{4} + m^2 \frac{v^2}{4} + \lambda (\phi^2 - M^2) \right]. \quad (30)$$

The Lagrangian for this set of equations is

$$8\pi\mathcal{L} = \frac{f'^2}{2} - \frac{v'^2}{2} - \frac{\phi'^2}{2} + \frac{f^2 v^2}{8} + m^2 \frac{f^2 \phi^2}{8} - m^2 \frac{v^2 \phi^2}{8} - \frac{\mu_1^2}{2} f^2 + \frac{\mu_2^2}{2} v^2 - \frac{\lambda}{4} (\phi^2 - M^2)^2. \quad (31)$$

After introducing the dimensionless parameters $x = \rho\phi_0$, $\tilde{\phi} = m\phi/2\phi_0$, $\tilde{\lambda} = 4\lambda/m^4$, $\tilde{M} = mM/2\phi_0$, $\tilde{f} = f/(2\phi_0)$ and $\tilde{v} = v/(2\phi_0)$, $\tilde{\mu}_{1,2} = \mu_{1,2}/\phi_0$, we have the following set of equations

$$\tilde{f}'' + \frac{\tilde{f}'}{\rho} = \tilde{f} \left(-\tilde{v}^2 + \tilde{\phi}^2 - \tilde{\mu}_1^2 \right), \quad (32)$$

$$\tilde{v}'' + \frac{\tilde{v}'}{\rho} = \tilde{v} \left(\tilde{f}^2 + \tilde{\phi}^2 - \tilde{\mu}_2^2 \right), \quad (33)$$

$$\tilde{\phi}'' + \frac{\tilde{\phi}'}{\rho} = m^2 \tilde{\phi} \left[-\tilde{f}^2 + \tilde{v}^2 + \tilde{\lambda} (\tilde{\phi}^2 - \tilde{M}^2) \right], \quad (34)$$

where the prime denotes differentiation with respect to the dimensionless radius x .

A. Numerical solution

In this subsection we want to present a numerical solution of the equations (32)-(34) which are solved as a nonlinear eigenvalue problem with the eigenvalues $\mu_{1,2}, \tilde{M}$ and the eigenfunctions $\tilde{f}, \tilde{v}, \tilde{\phi}$. The boundary conditions are

$$\begin{aligned} f(0) &= 0.2, f'(0) = 0; \\ v(0) &= 0.5, v'(0) = 0; \\ \phi(0) &= 1.0, \phi'(0) = 0. \end{aligned} \quad (35)$$

The results of calculations are presented in Figs. 4 and 5. From Eqs. (32)-(34) we can obtain an asymptotic behavior of the functions $f(\rho), v(\rho)$, and $\tilde{\phi}(\rho)$ in the form

$$\tilde{f}(\rho) \approx f_\infty \frac{e^{-x\sqrt{\tilde{M}^2 - \mu_1^2}}}{\sqrt{x}}, \quad (36)$$

$$\tilde{v}(\rho) \approx v_\infty \frac{e^{-x\sqrt{\tilde{M}^2 - \mu_2^2}}}{\sqrt{x}}, \quad (37)$$

$$\tilde{\phi}(\rho) \approx M - \phi_\infty \frac{e^{-x\sqrt{2\tilde{\lambda}\tilde{M}^2}}}{\sqrt{x}}, \quad (38)$$

where f_∞, v_∞ , and ϕ_∞ are some constants.

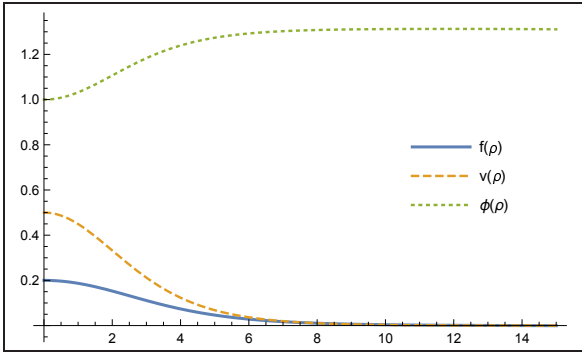


FIG. 4: The functions $f(\rho), v(\rho), \tilde{\phi}(\rho)$. The solid curve is $f(\rho)$, the dashed curve is $v(\rho)$, the dotted curve is $\tilde{\phi}(\rho)$. $\mu_1 \approx 1.2325683, \mu_2 \approx 1.180660003, M \approx 1.3137067, \tilde{\lambda} = 0.1$.

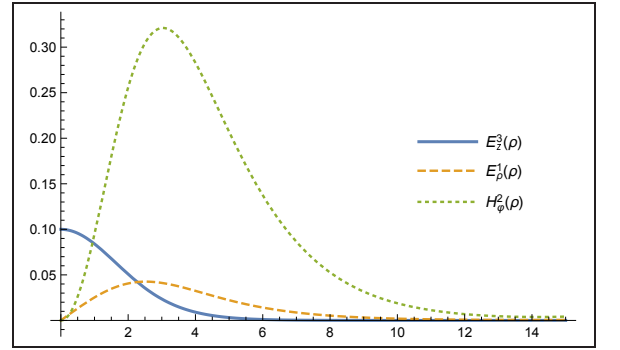


FIG. 5: The chromoelectric and chromomagnetic fields $E_z^3(\rho), E_\rho^1(\rho), H_\phi^2(\rho)$. The solid curve is $E_z^3(\rho)$, the dashed curve is $E_\rho^1(\rho)$, the dotted curve is $H_\phi^2(\rho)$.

B. The source of the colour longitudinal electric field

In this section we want to discuss to which quarks from Fig. 1 the flux tube with the field E_z^7 from (10) is attached. In order to do so, let us recall the SU(3) Lagrangian with quarks

$$\mathcal{L}_{QCD} = -\frac{1}{2}F^{B\mu\nu}F_{\mu\nu}^B + \bar{q} \left(p_\mu + \frac{g}{2}A_\mu^B \lambda^B \right) q. \quad (39)$$

Here $F_{\mu\nu}^B$ is the field strength of the SU(3) gauge field and the spinor q describes **red**, **green**, and **blue** quarks

$$q = \begin{pmatrix} q_r \\ q_g \\ q_b \end{pmatrix}. \quad (40)$$

The term $\bar{q}\lambda^B q$ describes a source for the $F_{\mu\nu}^B$ field. The source of the colour non-Abelian longitudinal electric field E_z^7 has the form

$$\bar{q}\lambda^7 q = (\bar{q}_r, \bar{q}_g, \bar{q}_b) \begin{pmatrix} 0 & 0 & 0 \\ 0 & 0 & -i \\ 0 & i & 0 \end{pmatrix} \begin{pmatrix} q_r \\ q_g \\ q_b \end{pmatrix} = i(-\bar{q}_g q_b + \bar{q}_b q_g). \quad (41)$$

Thus the ends of this flux tube should be attached to green, q_g , and blue, q_b , quarks.

Analogously, the sources of the E_z^2 and E_z^5 colour non-Abelian longitudinal electric fields are:

$$\bar{q}\lambda^2 q = (\bar{q}_r, \bar{q}_g, \bar{q}_b) \begin{pmatrix} 0 & -i & 0 \\ i & 0 & 0 \\ 0 & 0 & 0 \end{pmatrix} \begin{pmatrix} q_r \\ q_g \\ q_b \end{pmatrix} = i(-\bar{q}_r q_g + \bar{q}_g q_r), \quad (42)$$

$$\bar{q}\lambda^5 q = (\bar{q}_r, \bar{q}_g, \bar{q}_b) \begin{pmatrix} 0 & 0 & -i \\ 0 & 0 & 0 \\ i & 0 & 0 \end{pmatrix} \begin{pmatrix} q_r \\ q_g \\ q_b \end{pmatrix} = i(-\bar{q}_r q_b + \bar{q}_b q_r). \quad (43)$$

This means that the flux tube with the E_z^2 electric field is attached to the red, q_r , and green, q_g , quarks, and accordingly the flux tube with the E_z^5 electric field is attached to the red, q_r , and blue, q_b , quarks.

IV. SUPERPOSITION OF QUANTUM STATES $|\psi_{rgb}\rangle, |\psi_{gbr}\rangle, |\psi_{brg}\rangle$

In this section we would like to construct a quantum state of a proton as a superposition of quantum states presented in Figs. 1, 2, and 3.

In our case we want to construct the quantum state $|\psi\rangle$ of a proton as the superposition of quantum states $|\psi_{rgb}\rangle, |\psi_{gbr}\rangle$, and $|\psi_{brg}\rangle$ presented in Figs. 1, 2, and 3:

$$|\psi\rangle = \frac{1}{\sqrt{3}} \left(|\psi_{rgb}\rangle + |\psi_{gbr}\rangle + |\psi_{brg}\rangle \right). \quad (44)$$

For the top flux tube in Figs. 1, 2, and 3, we have the following transversal colour fields correspondingly:

- electric field $E_{\rho,rgb}^2$ and magnetic field $H_{\varphi,rgb}^5$;
- electric field $E_{\rho,gbr}^7$ and magnetic field $H_{\varphi,gbr}^2$;
- electric field $E_{\rho,brg}^5$ and magnetic field $H_{\varphi,brg}^7$.

Since we have the superposition of quantum states (44), the operator of the angular momentum of the gluon field will be

$$\begin{aligned} \hat{M} &= \frac{1}{4\pi c} \int dV \left[\vec{r} \times \left[\hat{E}^a \times \hat{H}^a \right] \right] = \\ &= \frac{1}{4\pi c} \int dV \left\{ \left[\vec{r} \times \left[\hat{E}_{gbr}^2 \times \hat{H}_{brg}^2 \right] \right] + \left[\vec{r} \times \left[\hat{E}_{rgb}^5 \times \hat{H}_{gbr}^5 \right] \right] + \left[\vec{r} \times \left[\hat{E}_{brg}^7 \times \hat{H}_{rgb}^7 \right] \right] \right\}. \end{aligned} \quad (45)$$

We approximate the flux tube in Figs. 1, 2, and 3 as a finite piece of the infinite flux tube found in Section III A. Then the component of the angular momentum M_{\perp} (of the gluon fields in the flux tube), which is perpendicular to the triangle created by three quarks, will be

$$M_{\perp,g} = \frac{3}{2} \frac{lr_0}{cg^2} \int_0^\infty \rho f' g' d\rho = \left(\frac{3/g^2}{ch} l r_0 \int_0^\infty \rho f' g' d\rho \right) \frac{\hbar}{2} = \left(\frac{12}{g'^2} \tilde{l} \tilde{r}_0 \int_0^\infty x \tilde{f}' \tilde{g}' dx \right) \frac{\hbar}{2} = \left(\frac{12}{g'^2} l r_0 \phi_0^2 \tilde{M}_{\perp} \right) \frac{\hbar}{2}. \quad (46)$$

Here $\vec{r} = \vec{r}_0 + \vec{r}_z + \vec{\rho}$, see Fig. 7; the transversal colour electric and magnetic fields $E_{\rho;gbr,rgb,brg}^{2,5,7} = -\frac{f'(\rho)}{g}$, $H_{\varphi;brg,rgb,brg}^{2,5,7} = -\frac{v'(\rho)}{g}$ are calculated in Eqs. (11) and (12); $g'^2 = chg^2$ is the dimensionless coupling constant; $\tilde{l} = l\phi_0$ and $\tilde{r}_0 = r_0\phi_0$ are dimensionless lengths of the tube, where $r_0 \approx r_p$; $\tilde{M}_{\perp} \approx 0.043$ can be calculated by using the numerical solution obtained in Section III A; we take into account that we have three equal terms in (45), $dV = 2\pi l \rho d\rho$, and l is the length of the flux tube. One way to calculate ϕ_0 is to calculate the mass of the gluon fields in the proton.

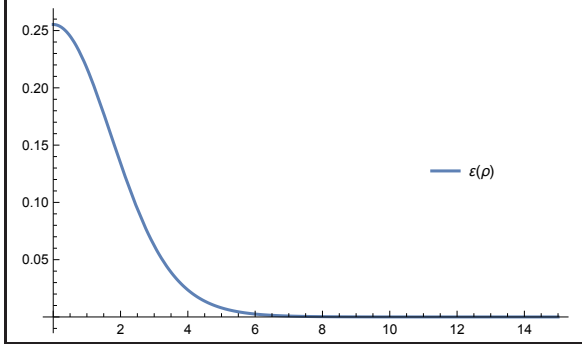


FIG. 6: The profile of the energy density (49).

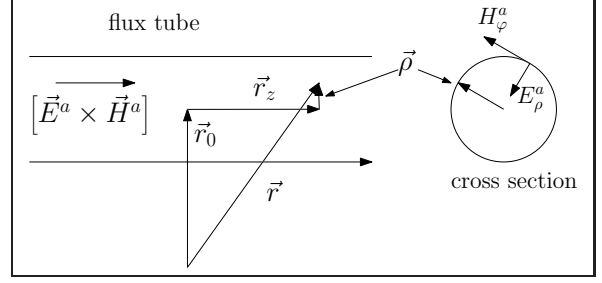


FIG. 7: Longitudinal and cross sections of the flux tube with the directions of the fields.

V. CALCULATION OF THE MASS OF GLUON FIELDS IN A PROTON

Calculation of the proton mass of gluon fields in this approach faces the following problem: The energy density for the non-Abelian fields is

$$\varepsilon = \frac{1}{8\pi} \left(\langle \hat{E}_i^B \hat{E}^{Bi} \rangle + \langle \hat{H}_i^B \hat{H}^{Bi} \rangle \right), \quad (47)$$

where E_i^B and H_i^B are non-Abelian electric and magnetic fields. The point is that in our approach (for details see Ref. [17])

$$\hat{A}_\mu^a = A_\mu^a + i\delta\hat{A}_\mu^a. \quad (48)$$

Here $a = 2, 5, 7$; $A_\mu^a \in SU(2) \subset SU(3)$; $A_\mu^a = \langle \hat{A}_\mu^a \rangle$; $\delta\hat{A}_\mu^a$ are quantum fluctuations. In such a case the linear energy density will be

$$8\pi g^2 \varepsilon(\rho) = \frac{f'^2}{2} + \frac{v'^2}{2} + \frac{\phi'^2}{2} + \frac{f^2 v^2}{8} + m^2 \frac{f^2 \phi^2}{8} + m^2 \frac{v^2 \phi^2}{8} + \frac{\mu_1^2}{2} f^2 - \frac{\mu_2^2}{2} v^2 + \frac{\lambda}{4} (\phi^2 - M^2)^2. \quad (49)$$

As one sees from this expression, there is negative term $-\frac{\mu_2^2}{2} v^2$ coming from (48). Evidently, this is a consequence of the presence of the imaginary factor i in front of $\delta\hat{A}_\mu^a$ in (48). To avoid this problem, we suggest the following approach: let us write the energy density as

$$\varepsilon = \frac{1}{8\pi} \left(\left\langle \left(\hat{E}_i^B \right)^\dagger \hat{E}^{Bi} \right\rangle + \left\langle \left(\hat{H}_i^B \right)^\dagger \hat{H}^{Bi} \right\rangle \right), \quad (50)$$

where $\left(\hat{E}_i^B \right)^\dagger$ is the Hermitian conjugate operator. In this case the linear energy density will be

$$8\pi \varepsilon(\rho) = \frac{f'^2}{2} + \frac{v'^2}{2} + \frac{\phi'^2}{2} + \frac{f^2 v^2}{8} + m^2 \frac{f^2 \phi^2}{8} + m^2 \frac{v^2 \phi^2}{8} + \frac{\mu_1^2}{2} f^2 + \frac{\mu_2^2}{2} v^2 + \frac{\lambda}{4} (\phi^2 - M^2)^2. \quad (51)$$

Then the mass of the gluon fields in a proton is

$$\begin{aligned} m_g &= \frac{3}{4} \frac{l}{c^2 g^2} \int_0^\infty \rho \varepsilon(\rho) d\rho = \\ &= \frac{3l\phi_0^2}{c^2 g^2} \int_0^\infty x dx \left[\frac{\tilde{f}'^2}{2} + \frac{\tilde{v}'^2}{2} + \frac{\tilde{\phi}'^2}{2} + \frac{\tilde{f}^2 v^2}{8} + \frac{\tilde{f}^2 \tilde{\phi}^2}{8} + \frac{\tilde{v}^2 \tilde{\phi}^2}{8} + \frac{\tilde{\mu}_1^2}{2} \tilde{f}^2 + \frac{\tilde{\mu}_2^2}{2} \tilde{v}^2 + \frac{\tilde{\lambda}}{4} (\tilde{\phi}^2 - \tilde{M}^2)^2 \right] = \\ &= 3 \left(\frac{\hbar}{c} l \phi_0^2 \right) \frac{1}{g'^2} \tilde{m}_g. \end{aligned} \quad (52)$$

Here $\tilde{m}_g \approx 0.85$ can be calculated by using the numerical solution obtained in Section III A. Using (52), we can exclude ϕ_0 from (46) and obtain a dimensionless relation between M_\perp and m_g :

$$\frac{1}{2cr_0} \frac{M_{\perp,g}}{m_g} \approx \frac{\tilde{M}_\perp}{\tilde{m}_g}. \quad (53)$$

The left-hand side contains quantities which can be in principle measured, and the right-hand side is predicted theoretically. This value depends on the parameters $f(0), v(0), \lambda, m_{1,2}$ and, varying these parameters, more realistic values of the gluon field angular momentum can be obtained.

VI. THE CONTRIBUTION TO PROTON SPIN FROM ROTATING QUARKS AND TUBES

Besides the angular momentum of crossed colour electric and magnetic fields, the proton spin may have a contribution from the rotating quarks and flux tubes connecting quarks. We can estimate such contribution in the following way

$$M_{\perp,r} \approx (m_q + m_g) vr_0 \quad (54)$$

here v is the velocity of quarks and flux tubes connecting quarks. The total angular momentum should be $S_q + M_{\perp,g} + M_{\perp,r} = \hbar/2$ where S_q is the contribution from quarks spin. After some algebraic manipulations we have

$$\frac{S_q}{m_p cr_0} + \frac{m_q v}{m_p c} + \frac{m_g}{m_p} \left(2 \frac{\tilde{M}_\perp}{\tilde{m}_g} + \frac{v}{c} \right) \approx 10^{-1} \quad (55)$$

here m_q is the quark masses and we took into account (1).

VII. DISCUSSION AND CONCLUSIONS

Thus, we have approximately calculated the contribution of crossed gluon fields to the proton spin. The calculations are based on Heisenberg's quantization technique. We have considered a proton as an object constructed from three quarks connected by three flux tubes. Using Heisenberg's quantization approach, we have shown that the flux tubes contain colour longitudinal and transversal electric and magnetic fields. The longitudinal electric field is not potential (it is not a gradient of some potential but is a consequence of the nonlinearity of the Yang-Mills equations) and is responsible for the interaction forces between quarks. We have shown that in our model we have three different variants: at a single point there can be different types of quarks: q_r , q_g , and q_b , see Figs. 1-3. Each variant has electric and magnetic fields with different colour indices. This does not allow us to have a nonzero angular momentum density created by these transversal fields. But if we consider a quantum superposition of these variants we will have transversal electric and magnetic fields with the same colour index. It allows us to have the nonzero angular momentum density.

We have calculated the component of the angular momentum of crossed colour fields perpendicular to the flux tubes. In order to estimate this value, we have calculated the mass of the gluon fields. Having this mass, we could determine one unknown parameter ϕ_0 which is the value of the dispersion of quantum fluctuations of the coset fields at the proton centre. Then we have estimated the contribution to proton spin coming from rotating quarks and flux tubes connecting quarks.

The calculations presented here depend on the flux tube solution found in Section III A. The solution depends on the parameters $m_\phi, \lambda, v(0), \phi(0)$. These parameters cannot be determined in the two-equation approximation but only in the next approximation: three-, four-, and so on equation approximation.

Acknowledgements

This work was supported by Grant $\Phi.0755$ in fundamental research in natural sciences by the MES of RK. I am very grateful to V. Folomeev for fruitful discussions and comments.

[1] J. Ashman *et al.* [European Muon Collaboration], Phys. Lett. B **206** (1988) 364.

- [2] J. Ashman *et al.* [European Muon Collaboration], Nucl. Phys. B **328**, 1 (1989).
- [3] E. S. Ageev *et al.* [COMPASS Collaboration], Phys. Lett. B **612**, 154 (2005).
- [4] V. Y. Alexakhin *et al.* [COMPASS Collaboration], Phys. Lett. B **647** (2007) 8.
- [5] A. Airapetian *et al.* [HERMES Collaboration], Phys. Rev. D **75** (2007) 012007.
- [6] E. S. Ageev *et al.* [COMPASS Collaboration], Phys. Lett. B **633**, 25 (2006).
- [7] K. Boyle [PHENIX Collaboration], AIP Conf. Proc. **842**, 351 (2006).
- [8] J. Kirluk [STAR Collaboration], AIP Conf. Proc. **842**, 327 (2006).
- [9] F. Myhrer and A. W. Thomas, Phys. Lett. B **663**, 302 (2008).
- [10] S. E. Kuhn, J.-P. Chen and E. Leader, Prog. Part. Nucl. Phys. **63** (2009) 1 doi:10.1016/j.ppnp.2009.02.001.
- [11] M. Burkardt, C. A. Miller and W. D. Nowak, Rept. Prog. Phys. **73**, 016201 (2010).
- [12] H. Y. Cheng, Int. J. Mod. Phys. A **11**, 5109 (1996).
- [13] S. D. Bass, Rev. Mod. Phys. **77**, 1257 (2005) doi:10.1103/RevModPhys.77.1257 [hep-ph/0411005].
- [14] G. S. Bali *et al.* [QCDSF Collaboration], Phys. Rev. Lett. **108**, 222001 (2012).
- [15] W. Heisenberg, *Introduction to the unified field theory of elementary particles.*, Max - Planck - Institut für Physik und Astrophysik, Interscience Publishers London, New York, Sydney, 1966;
W. Heisenberg, Nachr. Akad. Wiss. Göttingen, N8, 111(1953);
W. Heisenberg, Zs. Naturforsch., **9a**, 292(1954);
W. Heisenberg, F. Kortel und H. Mütter, Zs. Naturforsch., **10a**, 425(1955);
W. Heisenberg, Zs. für Phys., **144**, 1(1956);
P. Askali and W. Heisenberg, Zs. Naturforsch., **12a**, 177(1957);
W. Heisenberg, Nucl. Phys., **4**, 532(1957);
W. Heisenberg, Rev. Mod. Phys., **29**, 269(1957).
- [16] N. Kochelev and D. P. Min, Phys. Lett. B **633**, 283 (2006).
- [17] V. Dzhunushaliev, “Nonperturbative quantization à la Heisenberg for non-Abelian gauge theories: two-equation approximation,” arXiv:1608.05662 [hep-ph].