

Tackling the sign problem with a moment expansion and application to Heavy dense QCD *

Nicolas Garron[†] and Kurt Langfeld

Department of Mathematical Sciences, University of Liverpool, Liverpool L69 7ZL, UK

Centre for Mathematical Sciences, Plymouth University, Plymouth PL4 8 AA, UK.

E-mail: ngarron@gmail.com, Kurt.Langfeld@liverpool.ac.uk

Heavy-Dense QCD (HDQCD) is a popular theory to investigate the sign problem in quantum field theory. Besides its physical applications, HDQCD is relatively easy to implement numerically: the fermionic degrees of freedom are integrated out, and the fermion determinant factorises into local ones. The theory has a sign problem, the severeness of which depends on the value of the chemical potential, which makes this theory ideal to test the reach of new algorithms. We use the LLR approach to obtain the probability distribution of the phase of the fermion determinant. Our goal is the calculation of the phase factor expectation value, which appears as Fourier transform of this probability distribution. We here propose a new and systematic moment expansion for this phase factor. We compare the answer from the moment expansion order by order with the “exact” answer. We find that this expansion converge quickly and works very well in the strong sign problem region.

34th annual International Symposium on Lattice Field Theory

24-30 July 2016

University of Southampton, UK

*This work is supported by the Leverhulme Trust, grant RPG-2014-118 and by STFC grant ST/L000350/1.

[†]Speaker.

1. Heavy-Dense QCD

This part is based on our recent work [1]. Recent progress using a complex Langevin approach have been reported in this conference [2], based on [3, 4]. See also [5] for a study based on a mean-field approximation. We start with the partition function of QCD written as an integral over $SU(3)$ matrices (we choose the Wilson action for $S_{\text{YM}}[U]$):

$$Z(\mu) = \int \mathcal{D}U_\mu \exp\{\beta S_{\text{YM}}[U]\} \text{Det}M(\mu) . \quad (1.1)$$

HDQCD is expected to be a good approximation (at least qualitatively) of QCD if $\mu, m \gg T$. Here, μ is the chemical potential, m the quark mass and the temperature T is given by the inverse of number of lattice sites in the temporal direction, $aT = 1/N_t$. In this regime, the fermionic determinant can be approximated by

$$\text{Det}M(\mu) \simeq \prod_{\vec{x}} \det^2 \left(1 + e^{(\mu-m)/T} P(\vec{x}) \right) , \quad (1.2)$$

$P(\vec{x})$ is the Polyakov line starting at position \vec{x} and winding around the torus in temporal direction: In general this determinant is complex, but there are three special cases for which the determinant is real, either exactly or to a very good approximation, namely if $\mu = 0, m, \infty$. From Eq. 1.2, we also observe that $\text{Det}M(\mu + m) \simeq e^{(\mu+m)/T} M(m - \mu)$. Therefore we only study the theory for $0 < \mu \leq m$ and we identify three regimes

1. Small μ , where the theory is almost real, the sign problem is weak.
2. Intermediate μ , the theory exhibits a strong sign problem.
3. Dense regime: μ close to m , where again the sign problem becomes weak.

We performed a simulation on a 8^4 lattice with $\beta = 5.8$ and mass $am \simeq 1.427$. With these values of the parameters, we find that the first two regions are rather broad: for $\mu < 1.1$ the theory is real to good approximation, and re-weighting techniques give reliable results. The strong sign problem regime is somewhere between 1.1 and 1.4; although the transition between the first two regions is rather smooth, after $\mu \sim 1.3$ the phase of the determinant changes rather rapidly and reaches the dense regime, which is a rather narrow region, roughly between 1.4 and 1.427.

1.1 Density of states and reweighting

Denoting by ϕ the phase of the determinant $\text{Det}M[U] = |\text{Det}M[U]| \exp\{i\phi[U]\}$, we have

$$Z = \int ds \rho(s) \exp\{is\} = \int ds \rho(s) \cos(s) , \quad (1.3)$$

where, generalising the density of states, we introduced

$$\rho(s) = \int \mathcal{D}U_\mu \exp\{\beta S_{\text{YM}}[U]\} |\text{Det}M[U]| \delta(s - \phi[U]) , \quad (1.4)$$

where $\phi[U]$ is the sum of the phases of all the local determinants. We also introduce the *phase quenched* theory by

$$Z_{PQ} = \int \mathcal{D}U_\mu \exp\{\beta S_{\text{YM}}[U]\} |\text{Det}M[U]| = \int ds \rho(s) . \quad (1.5)$$

The expectation value of an observable X in the full and in the phase quenched theory is given by

$$\langle X \rangle = \frac{1}{Z} \int \mathcal{D}U_\mu X \exp\{\beta S_{\text{YM}}[U]\} \text{Det}M[U], \quad (1.6)$$

$$\langle X \rangle_{PQ} = \frac{1}{Z_{PQ}} \int \mathcal{D}U_\mu X \exp\{\beta S_{\text{YM}}[U]\} |\text{Det}M[U]|, \quad (1.7)$$

so that $\langle X \rangle = \frac{\langle X e^{i\phi} \rangle_{PQ}}{\langle e^{i\phi} \rangle_{PQ}}$ and in particular $Z = Z_{PQ} \langle e^{i\phi} \rangle_{PQ}$. This reweighting approach requires the determination of the phase factor expectation value, which is the central quantity in this work:

$$\langle e^{i\phi} \rangle_{PQ} = \frac{\int ds \rho(s) \cos(s)}{\int ds \rho(s)}, \quad (1.8)$$

and relates the ‘‘full’’ quark density to the one defined in the phase quenched approximation

$$\sigma = \frac{T}{V} \frac{\partial \ln Z}{\partial \mu} = \frac{T}{V} \left\{ \frac{\partial \ln \langle e^{i\phi} \rangle_{PQ}}{\partial \mu} + \frac{\partial \ln Z_{PQ}}{\partial \mu} \right\}. \quad (1.9)$$

1.2 LLR

See [6] for a review at this conference. In a nutshell: we assume that the support of ρ is finite and decompose it in small n_{int} intervals $[s_0, s_1], [s_1, s_2], \dots [s_{n_{\text{int}}-1}, s_{n_{\text{int}}}]$. On each interval, we approximate the Napierian logarithm of the density by a linear function

$$\ln \rho(s) = a_i s + b_i, \quad s \in [s_{i-1}, s_i], \quad (1.10)$$

assuming continuity:

$$\ln \rho(s) = a_i (s - s_{i-1}) + \ln \rho(s_{i-1}), \quad s \in [s_{i-1}, s_i], \quad (1.11)$$

$$= a_i (s - s_{i-1}) + \sum_{k=1}^{i-1} a_k (s_k - s_{k-1}) + \ln \rho(s_0), \quad s \in [s_{i-1}, s_i], \quad (1.12)$$

$$= a_i (s - s_{i-1}) + \sum_{k=1}^{i-1} a_k \delta_s, \quad s \in [s_{i-1}, s_i]. \quad (1.13)$$

In the last equation, we assumed that the size of the interval is constant, $s_{i-1} - s_i = \delta$, and that $\ln \rho(s_0) = 0$ (note that any non-zero value $\rho(s_0)$ cancels out in the ratio, see eg Eq. 1.8). The procedure to compute the coefficients a_i is described in detail in [1] and we will not repeat it here. We reconstruct the density according to Eq. (1.13) and fit it to an even-degree polynomial

$$\ln \rho(s) \rightarrow \sum_n^{\text{deg}/2} c_j s^{2j}, \quad \text{fit range } 0 \leq s \leq s_{\text{fitmax}}, \quad (1.14)$$

because the theory is such that $\ln \rho(-s) = \ln \rho(s)$. Coming back to the phase factor expectation value, since we are only interested in the real part, we are left to compute Eq 1.8 where we integrate between 0 and s_{max} (both in the numerator and the denominator). The difficulty is course to evaluate the numerator of Eq. 1.8. Besides the numerical challenge, one also has to ensure that result does not depend on s_{max} , s_{fitmax} , n_{int} , δ_s , nor on the degree of polynomial deg . We investigate this at length in [1]. Here we show our final results in Fig.1 for the phase factor expectation value (and its logarithm). We find that the LLR method works very well in the strong sign problem region, where the reweighting approach fails.

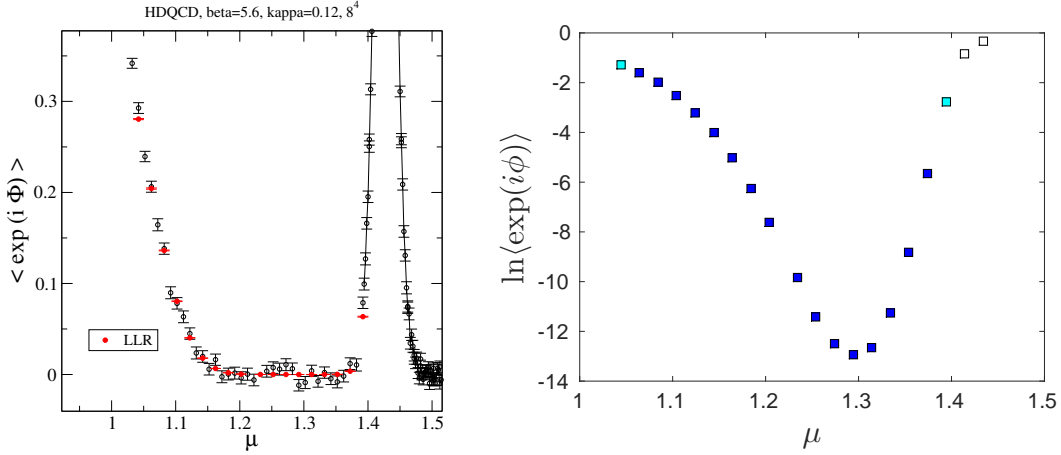


Figure 1: Left: The phase factor expectation value $\langle e^{i\phi} \rangle$ as a function of the chemical potential μ . We see that reweighting (black points) and LLR (red points) give compatible results in the region where the phase is not too small, but reweighting fails in the strong sign problem region. Right: natural logarithm of $\langle e^{i\phi} \rangle$ for different values of μ , Statistical errors are smaller than the symbols. The colour code is as follows: the plain blue points (between $\mu = 1.0621$ and $\mu = 1.3721$) have a χ^2 per degree-of-freedom of order one, the light blue points between 10 and 50, and the white points larger than 50.

2. Moment method: Strategy

Our moment approach here is similar in strategy to the so-called cumulant expansion method (see [7, 8, 9]). We start with the substitution $x = s - 2k\pi$ and splitting the integration domain in intervals of size 2π gives

$$\langle e^{i\phi} \rangle_{PQ} = \frac{1}{Z_{PQ}} \sum_{k \in \mathbb{Z}} \int_{-\pi}^{\pi} dx \rho(x + 2k\pi) \cos(x) = \frac{1}{Z_{PQ}} \int_{-\pi}^{\pi} dx \rho_F(x) \cos(x). \quad (2.1)$$

where we have defined the *folded density*: $\rho_F(x) \equiv \sum_{k \in \mathbb{Z}} \rho(x + 2k\pi)$. We note that ρ_F can be obtained from the fit of ρ performed in the previous section but also in an Ansatz-independent way if the LLR coefficients $a(s)$ are computed at values of s separated by an interval of $\delta_s = 2/(n\pi)$. We have implemented this technique for HDQCD at several values of μ and find that the two methods give compatible results, within tiny error bars, see Figs. 2.

We propose an expansion in terms of moments which could be seen as a variant of a cumulant expansion [10, 7, 8, 9]. In a first step, we write ρ_F as an even-degree polynomial in s : $\rho_F(s) = \sum_{k=0}^{N_0} d_k s^{2k}$ where chose without a loss of generality $d_0 = 1$. We then define the elementary moments defined by

$$\langle s^{2n} \rangle \equiv \frac{1}{Z_{PQ}} \int_{-\pi}^{\pi} ds s^{2n} \rho_F(s) = \frac{1}{Z_{PQ}} \sum_{k=0}^{N_0} \frac{2\pi^{2(n+k)+1}}{2(n+k)+1} d_k, \quad (2.2)$$

Plugging $\rho_F(s)$ in Eq. 2.1 gives

$$\langle e^{i\phi} \rangle = \frac{1}{N} \sum_{k=1} d_k I_{2k}, \quad \text{where } I_{2k} = \int_{-\pi}^{\pi} ds s^{2k} \cos(s) = \sum_{l=1}^k (-1)^{k-l+1} \frac{2(2k)!}{(2l-1)!} \pi^{2l-1}. \quad (2.3)$$

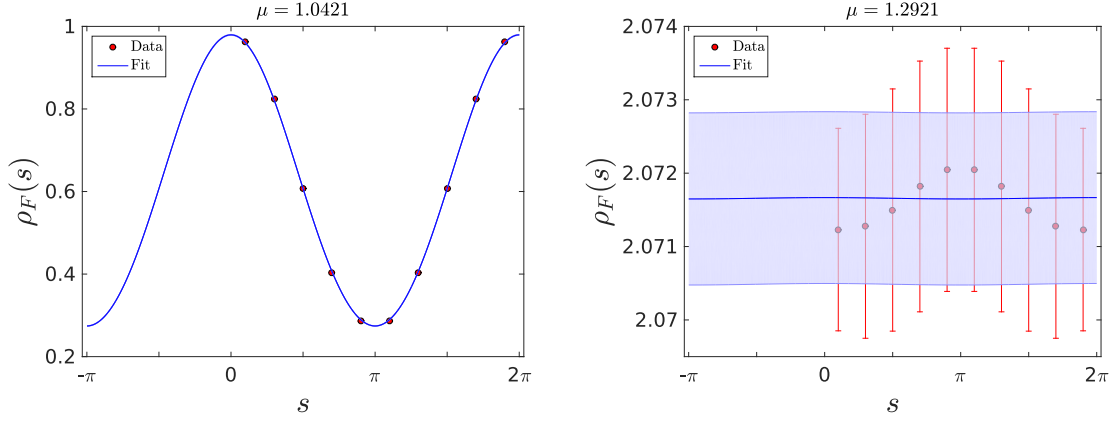


Figure 2: Left: folded density obtained directly from the data or from fitting the unfolded density, in the low density-region where the sign problem is weak. Right: same but in the strong sign problem regime. The blue band corresponds to the $1 - \sigma$ region obtained from the fit and is almost invisible for $\mu = 1.0421$.

In a second step, we write the phase factor expectation value as a polynomial in moments: $\langle e^{i\phi} \rangle = \sum_{j=1}^{N_o+1} k_j \langle s^{2j} \rangle$. We then impose Eq 2.3 to match the latter equation at a given order in N_o , for any value of d_i . For example at leading order, $N_o = 1$, this gives

$$-d_1 4\pi = k_1 \left(\frac{2\pi^3}{3} + d_1 \frac{2\pi^5}{5} \right) + k_2 \left(\frac{2\pi^5}{5} + d_1 \frac{2\pi^7}{7} \right). \quad (2.4)$$

Solving for any d_1 gives $k_1 = \frac{105}{2\pi^4}$ and $k_2 = \frac{-175}{2\pi^6}$, therefore

$$\langle e^{i\phi} \rangle_{PQ} = -\frac{175}{2\pi^6} \left(\langle s^4 \rangle - \frac{3\pi^2}{5} \langle s^2 \rangle \right), \quad (2.5)$$

The generalisation to higher orders is straightforward:

$$\langle e^{i\phi} \rangle_{PQ} = \sum_{j=1}^{N_o+1} \alpha_{2(j+1)} M_{2(j+1)}, \quad (2.6)$$

where we have introduced the *advanced moments* M_i . We give explicitly the first three orders:

$$M_4 = \langle s^4 \rangle - \frac{3\pi^2}{5} \langle s^2 \rangle, \quad (2.7)$$

$$M_6 = \langle s^6 \rangle - \frac{10\pi^2}{9} \langle s^4 \rangle + \frac{5\pi^4}{21} \langle s^2 \rangle, \quad (2.8)$$

$$M_8 = \langle s^8 \rangle - \frac{21\pi^2}{13} \langle s^6 \rangle + \frac{105\pi^4}{143} \langle s^4 \rangle - \frac{35\pi^6}{429} \langle s^2 \rangle. \quad (2.9)$$

The M_i depend on the theory under investigation, as they depend on the elementary moments. On the other hand, the α_i are constant. Their values for the first orders are :

$$\alpha_4 = -\frac{175}{2\pi^6} = -0.09101412880, \quad (2.10)$$

$$\alpha_6 = \frac{4851(27 - 2\pi^2)}{8\pi^{10}} = 0.04701392470, \quad (2.11)$$

$$\alpha_8 = -\frac{57915(3\pi^4 - 242\pi^2 + 2145)}{16\pi^{14}} = -0.01935715049. \quad (2.12)$$

Moment	Central Value	Abs. Err.	Rel. Err. (%)	Moment	Central Value	Abs. Err.	Rel. Err. (%)
$\langle s^2 \rangle$	3.2898594	13×10^{-7}	3.9×10^{-5}	M_4	-1.592×10^{-5}	2.35×10^{-6}	15%
$\langle s^4 \rangle$	19.4817501	100×10^{-7}	5.1×10^{-5}	M_6	1.424×10^{-5}	2.11×10^{-6}	15%
$\langle s^6 \rangle$	137.3407875	778×10^{-7}	5.7×10^{-5}	M_8	-3.502×10^{-6}	5.18×10^{-7}	15%
$\langle s^8 \rangle$	1054.2769968	6251×10^{-7}	5.9×10^{-5}				

Table 1: First elementary (left) and advanced moments (right) with their errors at $\mu = 1.2921$.

One should note that each term $\alpha_i M_i$ is positive (see below).

3. Moment method: Numerical Results for HDQCD

In order to test the moment expansion, we apply it to HDQCD, since we have computed the density using LLR. For the sake of illustration, we focus on $\mu = 1.2921$ where the sign problem is severe. The folded density is shown in Fig. 2 (we have computed the folded density for $s \in [0, 2\pi]$ rather than $[-\pi, \pi]$). The values of the first elementary and advanced moments are reported in Table 1. Thanks to the LLR method, the elementary moments are extracted with a very good statistical precision. This precision is needed to extract the advanced moments in which important cancellations occur: For example, at LO:

$$M_4 = 19.4817504(100) - 19.4817663(77) = -0.0000159(23), \quad (3.1)$$

It is clear from these numbers that not only the elementary moments have been determined with high precision, but also their correlations have to be known. For the phase, Eq. (2.6) gives

$$\langle e^{i\phi} \rangle_{PQ} = 10^{-6} \times \left(\underbrace{1.45(21)}_{LO} + \underbrace{0.67(10)}_{NLO} + \underbrace{0.068(10)}_{NNLO} \right) = 2.186(323) \times 10^{-6} + \mathcal{O}(\alpha_{10} M_{10}),$$

to be compared to the “real” answer $\langle e^{i\phi} \rangle = 2.189(323) \times 10^{-6}$ [1]. Since the phase factor is a small number, it is useful to look at the logarithm of this quantity. We find

$$\ln \langle e^{i\phi} \rangle_{PQ} = -13.043 \pm 0.167 \quad (\text{“exact”}), \quad (3.2)$$

$$= -13.456 \pm 0.167 + \mathcal{O}(\alpha_6 M_6) \quad (\text{LO}), \quad (3.3)$$

$$= -13.076 \pm 0.167 + \mathcal{O}(\alpha_8 M_8) \quad (\text{NLO}), \quad (3.4)$$

$$= -13.045 \pm 0.167 + \mathcal{O}(\alpha_{10} M_{10}) \quad (\text{NNLO}). \quad (3.5)$$

We see that the results converge quickly to the true answer. It is remarkable that not only the central value but also the variance is very well approximated by our expansions. Indeed for this value of μ , the full (relative) variance of the phase is already given by the first order. Of course the quality of the approximation depends on the shape of ρ_F (and therefore on the strength of the sign problem). As we see in Fig. 2, for $\mu = 1.2921$, ρ_F is very well approximated by a constant. We now vary the value of μ in the range $1 < \mu < 1.4$ and compare the results of the phase factor expectation value obtained in [1] to the method proposed here. It is interesting to note that even in the weak sign-problem region, in which the density ρ_F fluctuates between 0 and 1, the NLO and NNLO approximation work remarkably well (at the per-mille over the full available range for NNLO). This is illustrated in Fig. 3. This method is currently under investigation [11].

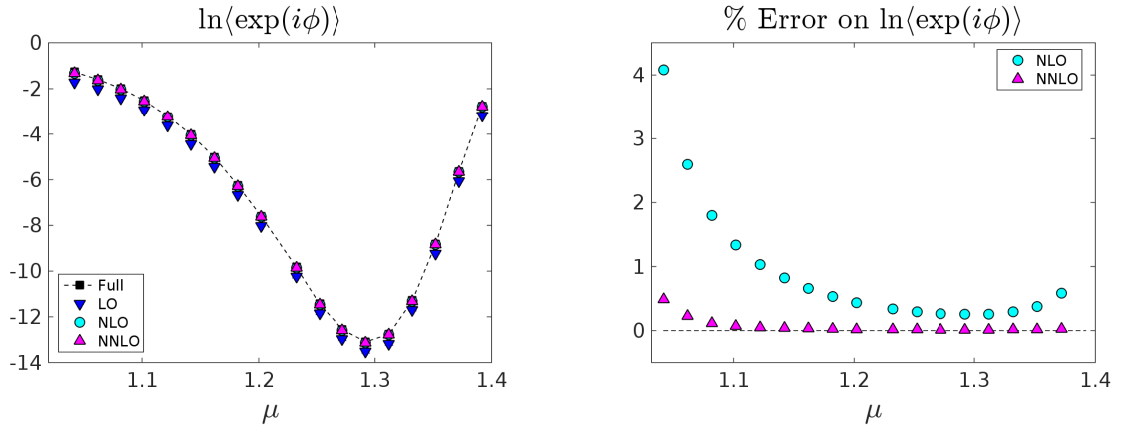


Figure 3: Left: Comparison of the phase factor expectation value computed with the full theory of with the moments method. We observe that the moment expansion converges very quickly, the NNLO and NNLO lie on top of each other and are indistinguishable from the full answer. Statistical error bars are included. Right: Relative difference between the full answer and the moment expansion. A NNLO, the moment method agrees with the full answer at the percent level, and at NNLO order at the sub-percent level or better.

Acknowledgements: It is pleasure to thank Biagio Lucini, Roberto Pellegrini and Antonio Rago for discussions.

References

- [1] N. Garron and K. Langfeld, Eur. Phys. J. C76 (2016) 569, 1605.02709.
- [2] G. Aarts et al., Proceedings, 34th International Symposium on Lattice Field Theory (Lattice 2016): Southampton, UK, July 24-30, 2016, 2016, 1610.04401.
- [3] G. Aarts et al., 11th Conference on Quark Confinement and the Hadron Spectrum (Confinement XI) St. Petersburg, Russia, September 8-12, 2014, 2014, 1412.0847.
- [4] G. Aarts et al., Acta Phys. Polon. Supp. 8 (2015) 405, 1506.02547.
- [5] T. Rindlisbacher and P. de Forcrand, JHEP 02 (2016) 051, 1509.00087.
- [6] K. Langfeld, 2016, 1610.09856.
- [7] WHOT-QCD, Y. Nakagawa et al., PoS LATTICE2011 (2011) 208, 1111.2116.
- [8] WHOT-QCD, H. Saito et al., PoS LATTICE2011 (2011) 214, 1202.6113.
- [9] H. Saito et al., Phys. Rev. D89 (2014) 034507, 1309.2445.
- [10] S. Ejiri, Phys. Rev. D77 (2008) 014508, 0706.3549.
- [11] N. Garron and K. Langfeld, In preparation.