

Distinguishability notion based on Wootters statistical distance: application to discrete maps

Ignacio S. Gomez,^{1,*} M. Portesi,^{1,†} and P. W. Lamberti^{2,‡}

¹*IFLP, UNLP, CONICET, Facultad de Ciencias Exactas, Calle 115 y 49, 1900 La Plata, Argentina*

²*Facultad de Matemática, Astronomía y Física (FaMAF),
Universidad Nacional de Córdoba, Avenida Medina Allende S/N,
Ciudad Universitaria, X5000HUA, Córdoba, Argentina*

(Dated: June 11, 2022)

Wootters proposed a distance in Hilbert space. We study a concept of distinguishability inspired by a notion of distance for unidimensional discrete maps and we redefine it as a metric \bar{d} . Moreover, from \bar{d} we associate a metric space to each invariant density of a given map which results to be the set of all distinguished points when the number of iterations of the map tends to infinity. We illustrate in the case of the logistic map and we find \bar{d} numerically for some characteristic values of its parameter. Finally, we propose a generalization to maps of arbitrary dimension, and illustrate this with a pair of uncoupled logistic maps.

PACS numbers:

I. INTRODUCTION

The concept of distance has emerged, both in physics and mathematics, as a measure of how apart two objects are. Depending on the context, a distance may refer to a physical length or to a metric function which gives place to the metric spaces theory [1–3]. In physics, it is well known that the information about a system is contained in the state whose evolution gives account of the features of dynamics. In this sense, when there is a limitation or uncertainty about knowledge of the system (classical or quantum), it is common to consider the states as represented by probability distributions functions so a distance between states becomes a measure of distinguishability between two given distributions [4]. Moreover, one of them would correspond to a true distribution of data observations while the other would typically be a distribution predicted by theory. Many statistical distances of this kind have been defined and for several purposes [5, 6], like Wootters distance [7] in quantum mechanics or the metric distance given by the Fisher–Rao tensor in information geometry [8].

In the context of discrete maps, one of the most important statistical features of underlying dynamics is given by the probability distribution that is invariant under the map when the number of iterations tends to infinite. This is the so called invariant density of a map which is the probability density of the phase space points after a large number of iterations [9, p. 45] [10]. The role of invariant densities is crucial in dynamical systems due to ergodic theory is the study of the measures that are invariant under these densities [11].

In order to characterize its chaotic regime in the case of the logistic map [12, 13], a statistical distance was proposed in [14] in terms of the invariant density. In this paper we explore, numerically and theoretically, this idea by redefining the distance of [14] as a metric to sev-

eral values of the parameter r corresponding to different regimes of the dynamics. Moreover, we define a space metric associated to each value of r that gives into account the topology of the phase space points among the dynamics.

Therefore, our main contribution is a characterization of discrete maps dynamics using a metric and by associating a metric space, composed by all the distinguishable points of phase space, to the different regimes of the dynamics. The present work is organized as follows. First, given a discrete map we introduce the distance in terms of the invariant density made in [14], and using equivalence classes we redefine it as a metric. Then we propose a space metric, induced by this metric, composed by all the space phase points that can be distinguished in the limit of large iterations of the map. Third, we illustrate the results for the logistic map and for several values of its parameter r . Next, we propose a generalization for maps of more dimensions and apply it to the case of two uncoupled logistic maps. Finally, we draw some conclusions, and future research directions are outlined.

II. PRELIMINARIES

We give the general notions about probability distributions, discrete maps and metric spaces used throughout the paper.

A. Probability distributions

In statistical physics a probability distribution defined over a space Γ is any non negative function $p : \Gamma \rightarrow \mathbb{R}_+$ such that

$$\int_{\Gamma} p(x) dx = 1 \quad (1)$$

where Γ is called the *space of events*. In an experiment, Γ represents the set of all possible outcomes of the phenomenon being observed. If Γ is composed by a finite number of results $\{x_1, x_2, \dots, x_N\}$ then one has a discrete probability distribution which is represented by a column vector $(p_1 p_2 \dots p_N)^t$ being p_i the probability that $x_i \in \Gamma$ occurs, and the normalization condition (1) becomes $\sum_{i=1}^N p_i = 1$. In this paper we consider that the space of events Γ represents the space of states of the system, typically a subset of the Euclidean space \mathbb{R}^m .

B. Discrete maps

Given a set Γ (typically a subset of \mathbb{R}^m) and a function $f : \Gamma \rightarrow \Gamma$, it is said that the sequence $\{x_n\}_{n \in \mathbb{N}_0} \subseteq \Gamma$ such that

$$x_{n+1} = f(x_n) \quad \forall n \in \mathbb{N}_0, \quad x_0 \in \Gamma \quad (2)$$

defines a *discrete map*. From the physical viewpoint, a discrete map that models a system defines its dynamics by iterating Eq. (2) where each iteration corresponds to a time step. That is, if the system is initially in a state x_0 then x_n represents the state after n time steps. The importance of discrete maps lies in the fact that they serve as simple but useful models in biology, physics, economics, etc [12, 13, 15]. Moreover, they also have proven to be powerful tools for testing all the features of chaotic and complex phenomena [16–19].

If there exists an element $c \in \Gamma$ such that $f(c) = c$, it is said that c , is a *fixed point* of f . Fixed points are physically interpreted as stationary states of the system subject to the dynamics of the map.

Any probability distribution $\rho : \Gamma \rightarrow \mathbb{R}_+$ such that

$$\rho(f(x)) = \rho(x) \quad \forall x \in \Gamma \quad (3)$$

is called an *invariant density* of the map. In general, except for some special cases, the invariant density has no analytical expression, and therefore one has to compute it numerically. Invariant densities in physical systems correspond to stationary probability distributions, which allows one to study the system at equilibrium.

C. Metric spaces

We consider a set Γ and a non negative function $d : \Gamma \times \Gamma \rightarrow \mathbb{R}_+$ satisfying the following axioms:

- (a) Distinguishability: $d(x, y) = 0$ iff $x = y$
- (b) Symmetry: $d(x, y) = d(y, x)$
- (c) Triangle inequality: $d(x, z) \leq d(x, y) + d(y, z)$

The function d is called a *metric* and the pair (Γ, d) is a *metric space*. An standard example of metric space is \mathbb{R}^m dotted with the usual Euclidean metric. Axiom (a) refers to the intuitive idea of how to distinguish two points, i.e. if they are at a non zero distance from each other. Axiom (b) expresses that any legitimate distance must to be symmetric with respect the pair of points. Axiom (c) is the well known Pythagoras triangle inequality and it is crucial to extend many theorems and properties out of \mathbb{R}^m . Relaxing (b) and (c) defines a *divergence*, and relaxing only (c) one has a *distance*. A relevant example is the Kullback–Leibler divergence in the context of information theory as a measure of relative entropy between two probability distributions [5]. In quantum mechanics, the Jensen Shannon divergence is an example of distance in Hilbert space and also can be a measure of the degree of distinguishability and entanglement between quantum states [20–22]. Moreover, using notions of entropy and purification also one can define metrics in quantum state spaces [23]. The concept of metric space arises as a generalization of the Euclidean metric and many of its relevant properties and results concerning completeness, connectivity, etc. have been extended for abstract spaces in general [1–3].

In this work we consider the space state Γ , where the map is defined, as being a subset of some Euclidean space \mathbb{R}^m . The distance d will be defined from the invariant density of the map and in some cases it could coincide with the Euclidean metric.

III. METRIC DISTANCES BY MEANS OF INVARIANT DENSITIES

Based on the work done in [14] we recall the motivation to define a distance for discrete maps. From this we provide a metric in a mathematically strict sense. Then we define the ‘natural’ metric space associated to a discrete map and induced by the metric.

A. A metric for discrete maps

Wootters distance is a fundamental example of notion of distinguishability between classical or quantum states in the context of probability theory [7]. Wootters considers two weighted coins represented by two discrete probability distributions $p = (p_1, p_2)$ and $q = (q_1, q_2)$, and defines the distance D between p and q as

$$D(p, q) = \lim_{n \rightarrow \infty} \frac{1}{\sqrt{n}} \times [\text{maximum number of mutually distinguishable intermediate probabilities in } n \text{ trials}]$$

The relevant conclusion to which Wootters arrives has a double value: on the one hand this statistical distance can be defined on any probability space. On the other

hand and maybe more important, is the fact that $D(p, q)$ is involved in determining the geometry of the set of all distinguishable probability distributions.

For unidimensional chaotic maps, taking into account these remarks by Wootters, in [14] a notion of distance d between two points x^A, x^B of space state Γ can be defined as

$$d(x^A, x^B) = \lim_{n \rightarrow \infty} [\text{probability of visiting the interval between } x^A \text{ and } x^B] \quad (4)$$

Now, if $\rho(x)$ is the invariant density of the discrete map under study, then one can express $d(x^A, x^B)$ as

$$d(x^A, x^B) = \int_{x^A}^{x^B} \rho(x) dx \quad (5)$$

where we are considering that $x^A < x^B$. Looking at the metric axioms (a), (b) and (c) and using the properties of the integral it is straightforward to check that $d(x^A, x^B)$ satisfies (b) and (c). However, there exist situations for which the axiom (a) is not fulfilled. For instance, if $\rho(x) = 0$ in almost every point of some interval $[x^A, x^B]$ then from (5) it follows that $d(x^A, x^B) = 0$ even when $x^A \neq x^B$. Strictly speaking, the formula (5) does not define a metric unless one can guarantee that there is no interval $[x^A, x^B]$ for which $\rho(x) \equiv 0$ a.e. And as we shall see, this condition cannot be guaranteed for all the regimes of the dynamics of a given map.

A solution to this problem is to use equivalence classes in Γ instead of points. More precisely, we define the following relation \sim in Γ :

$$x \sim x' \quad \text{iff} \quad d(x, x') = 0 \quad (6)$$

Using (5) it follows that \sim is an equivalence relation. Considering the set of classes

$\Gamma / \sim = \{\bar{x} : x \in \Gamma\}$, where $\bar{x} = \{x' \in \Gamma : x' \sim x\}$, one can define rigorously a metric \bar{d} between elements of Γ / \sim by means of

$$\begin{aligned} \bar{d} : \Gamma / \sim \times \Gamma / \sim &\longrightarrow \mathbb{R}_+ \\ \bar{d}(\bar{x}^A, \bar{x}^B) &:= d(x^A, x^B) \end{aligned} \quad (7)$$

being \bar{x}^A, \bar{x}^B the classes of x^A and x^B respectively. Let see that \bar{d} is well defined. If $x \in \bar{x}^A, x' \in \bar{x}^B$ and $x < x^A < x' < x^B$, then one has that $d(x, x^A) = \int_x^{x^A} \rho(s) ds = 0$ and $d(x', x^B) = \int_{x'}^{x^B} \rho(s) ds = 0$. From this it follows that $d(x, x') = \int_x^{x^A} \rho(s) ds + \int_{x'}^{x^B} \rho(s) ds = \int_{x^A}^{x^B} \rho(s) ds = d(x^A, x^B)$.

Using (7) and since d satisfies the axioms (b) and (c) then \bar{d} also satisfies them. Now we can see that \bar{d} satisfies the distinguishability axiom (a). From definitions (6) and (7) one has

$$\begin{aligned} \bar{d}(\bar{x}^A, \bar{x}^B) = 0 &\iff d(x^A, x^B) = 0 \iff x^A \sim x^B \\ &\iff \bar{x}^A = \bar{x}^B \end{aligned} \quad (8)$$

Therefore, \bar{d} is a metric on Γ / \sim .

B. A metric space associated to the map dynamics

Having established that \bar{d} is a metric on Γ / \sim it follows that the pair $(\Gamma / \sim, \bar{d})$ is a metric space. Given an unidimensional discrete map $f : \Gamma \rightarrow \Gamma$ (i.e. $\Gamma \subseteq \mathbb{R}$) and its invariant density $\rho : \Gamma \rightarrow \mathbb{R}_+$ we say that $(\Gamma / \sim, \bar{d})$ is *the metric space associated to the map dynamics* generated by f . In this way, given the pair (f, ρ) one has the following ‘canonical’ association between discrete maps and metric spaces:

$$(f, \rho) \longrightarrow (\Gamma / \sim, \bar{d}) \quad (9)$$

In the general case a discrete map is given by a function $f_r : \Gamma \rightarrow \Gamma$ depending on a continuous parameter r which plays the role of controlling the dynamics as r varies. This implies that the above construction of (9) becomes into an infinite continuous correspondence in the form

$$(f_r, \rho_r) \longrightarrow (\Gamma / \sim_r, \bar{d}_r) \quad (10)$$

where \bar{d}_r and \sim_r are given by Eq. (5), (6) and (7) corresponding to r . Varying the parameter r one would study how a change in the topology of $(\Gamma / \sim_r, \bar{d}_r)$ corresponds to a transition in the dynamics of the map.

IV. THE MODEL AND RESULTS

In order to illustrate the notions and concepts defined in the previous section we consider the logistic map. The interest of this map is, basically, that it contains all the features of chaotic dynamics as well as the transition from regular behavior to the chaotic one, included the onset of chaos [16]. The logistic map is defined by the sequence [12, 13]

$$x_{n+1} = f_r(x_n) \quad \forall n \in \mathbb{N}_0 \quad (11)$$

where $f_r : [0, 1] \rightarrow [0, 1]$ is given by $f_r(x) = rx(1 - x)$ and $r \in (0, 4]$. Beyond the dynamics has been completely characterized for all r , we focalize only on some of its characteristic values which give rise to different relevant dynamics. Specifically, we consider r equal to 1, 2, 3.82843 and 4. For $r = 1$ one has a regular behavior where for all initial condition x_0 the sequence x_n goes to zero, i.e. 0 is an attractor for all point of $[0, 1]$. For $r = 2$ the dynamics is also regular and any sequence x_n tends to the fixed point $1/2$. The value $r = 3.82843$ corresponds to the zone called “the onset of chaos” with a mixed dynamic composed by chaotic trajectories and *islands of stability* represented by oscillations of x_n among 3, 6, 12, etc. values as r increases slightly. Finally, for r the behavior is fully chaotic and the dynamics satisfies the mixing property, with no oscillations and the interval $[0, 1]$ is an attractor for all initial condition x_0 . It should be noted that the mixing property corresponds to one of

the levels of the ergodic hierarchy [11] and constitutes the foundations of statistical mechanics [24], with quantum extensions that characterize aspects of quantum chaos [25–29].

At this point, we need to calculate numerically the invariant density for each value of r . Taking into account the fast convergence of the invariant density for the logistic map, we consider an ensemble of equidistributed initial conditions $x_0 = 0, 0.01, 0.02, \dots, 0.99, 1$ of the interval $[0, 1]$ where each initial condition is iterated $T = 10^6$ times. In each case the invariant density $\rho(x)$ is obtained by the corresponding histogram where the window width is 10^{-4} , i.e. the variable x is discretized being the spacing $\Delta x = x - x'$ between two adjacent values x, x' equals to 10^{-4} . The results are given in the figures 1 – 5.

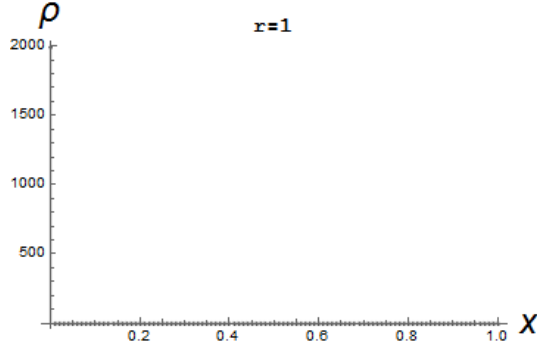


FIG. 1: Invariant density for $r = 1$ with $T = 10^6$. It is satisfied that $\rho(x) = \delta(x)$, i.e. $x = 0$ is an attractor for all initial condition x_0 . The only point that can be distinguished is precisely the attractor $x = 0$ and all the interval $[0, 1]$ collapses into two class: $\bar{0}$ and \bar{x} with $x \in (0, 1]$.

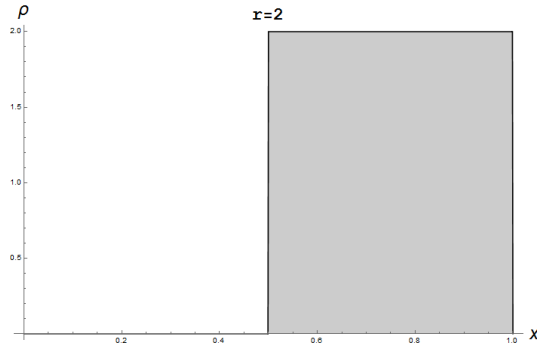


FIG. 2: Invariant density for $r = 2$ with $T = 10^6$. It is satisfied that $\rho(x) = 2\Theta(x - 1/2)$ so the segment $[0, \frac{1}{2}]$ is identified with the equivalence class $\frac{1}{2}$ and the all the points of $(\frac{1}{2}, 1]$ are distinguishable.

From the Fig. 1 one has $\rho(x) = \delta(x)$ for $r = 1$ and by the formula (5) then it follows

$$d_{r=1}(x^A, x^B) = \begin{cases} 1 & \text{if } x^A = 0 \text{ or } x^B = 0 \\ 0 & \text{otherwise} \end{cases} \quad (12)$$

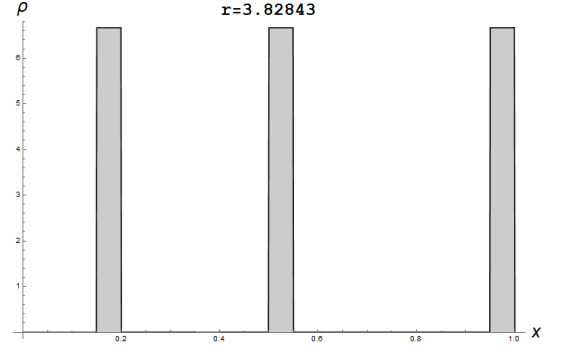


FIG. 3: Invariant density for $r = 3.82843$ with $T = 10^6$. The points of $[0, 1]$ are almost totally and equally distributed into the three segments $[0.15, 0.2]$, $[0.5, 0.55]$ and $[0.95, 1]$ that represent the islands of stability. Substructures due to the onset of chaos are shown in Fig. 3.

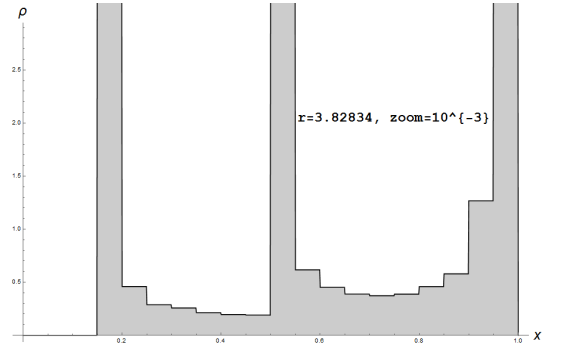


FIG. 4: Substructures of the chaotic sea for $r = 3.82843$. They are represented by segments of low probability density coexisting with the three islands of stability $[0.15, 0.2]$, $[0.5, 0.55]$ and $[0.95, 1]$ of Fig. 3. This mixed dynamics is characteristic of the onset of chaos.

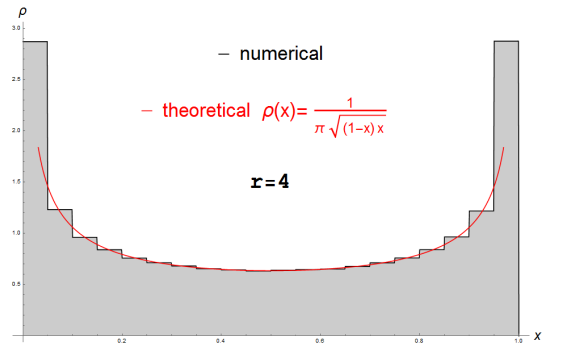


FIG. 5: Invariant density for $r = 4$ with $T = 10^6$. The dynamics corresponds to the fully chaotic regime where $\rho(x)$ has the analytical expression $\rho(x) = \frac{1}{\pi\sqrt{x(1-x)}}$.

Then from Eq. (6) and (7) this implies that $\Gamma/\sim_{r=1}$ is composed by only two elements: $\bar{0}$ and \bar{x} being x any point in $x \in (0, 1]$ so one can take x equals to 1. In this

way one has

$$\begin{aligned}\Gamma/\sim_{r=1} &= \{\bar{0}, \bar{1}\} \\ \bar{d}_{r=1}(\bar{0}, \bar{1}) &= 1\end{aligned}\quad (13)$$

Moreover, from (13) one has that $\Gamma/\sim_{r=1}$ is not connected. For $r = 2$ and Fig. 2 one has that $\rho(x) = 2\Theta(x - 1/2)$ and therefore from (5) it follows

$$\begin{aligned}d_{r=2}(x^A, x^B) &= \{2|x^A - x^B| \quad \text{if } x^A, x^B \in (\tfrac{1}{2}, 1] \\ &\quad 0 \quad \text{if } x^A, x^B \in [0, \tfrac{1}{2}] \\ &\quad 2|\tfrac{1}{2} - x^B| \quad \text{if } x^A \in [0, \tfrac{1}{2}], x^B \in (\tfrac{1}{2}, 1]\}\end{aligned}\quad (14)$$

and

$$\begin{aligned}\Gamma/\sim_{r=2} &= \{\bar{\tfrac{1}{2}}\} \cup (\tfrac{1}{2}, 1] \\ \bar{d}_{r=2}(\bar{x}^A, \bar{x}^B) &= \{2|x^A - x^B| \quad \text{if } \bar{x}^A, \bar{x}^B \in (\tfrac{1}{2}, 1] \\ &\quad 2|\tfrac{1}{2} - x^B| \quad \text{if } \bar{x}^A = \bar{\tfrac{1}{2}}, \bar{x}^B \in (\tfrac{1}{2}, 1]\}\end{aligned}\quad (15)$$

For $r = 3.82843$ the rich and complex structure exhibited in Figs. 3 and 4 is reflected by the existence of several scales of different magnitude order of the distance. In this case only the points in the segments $[0.15, 0.2]$, $[0.5, 0.55]$ and $[0.95, 1]$ can be well distinguished while due to the low values of $\rho(x)$ the other points belonging to the chaotic sea are closer between them. For instance, considering $x^A = 0.5$, $x^B = 0.55$, $x^C = 0.6$, $x^D = 0.65$ then from Figs. 3 and 4, and Eqs. (5), (6), (7) one obtains

$$\begin{aligned}\bar{d}_{r=3.82843}(0.5, 0.55) &= d_{r=3.82843}(0.5, 0.55) \\ &= 4.5 \times (0.55 - 0.5) \\ \bar{d}_{r=3.82843}(0.6, 0.65) &= d_{r=3.82843}(0.6, 0.65) \\ &= 0.4535 \times (0.65 - 0.6)\end{aligned}$$

so the ratio $\frac{\bar{d}_{r=3.82843}(0.6, 0.65)}{\bar{d}_{r=3.82843}(0.5, 0.55)}$ is

$$\frac{\bar{d}_{r=3.82843}(0.6, 0.65)}{\bar{d}_{r=3.82843}(0.5, 0.55)} \simeq 10^{-1} \quad (16)$$

Eq. (16) means that the distance between points in the chaotic sea $x^C = 0.6$, $x^D = 0.65$ are of one magnitude order less than the corresponding to the islands of stability $x^A = 0.5$, $x^B = 0.55$. From Figs. 3, 4 and Eqs. (5), (6) it follows that

$$\Gamma/\sim_{r=3.82843} = \{\bar{0.15}\} \cup (0.15, 1] \quad (17)$$

When $r = 4$ the invariant density can be computed both numerically and theoretically, in excellent agreement as one can see from Fig. 5, giving its theoretical value $\rho(x) = \frac{1}{\pi\sqrt{x(1-x)}}$. Making the change of variables

$x = \sin^2 \frac{\pi y}{2}$, which is an diffeomorphism of $[0, 1]$ on itself, one has

$$dx = \pi \cos \frac{\pi y}{2} \sin \frac{\pi y}{2} dy \quad (18)$$

so

$$\rho(x)dx = \frac{\pi \cos \frac{\pi y}{2} \sin \frac{\pi y}{2} dy}{\pi \sqrt{\sin^2 \frac{\pi y}{2} (1 - \sin^2 \frac{\pi y}{2})}} = dy \quad (19)$$

Eq. (19) expresses that for $r = 4$ the distance d of (5) is equivalent, by means of (18), to the metric d'

$$d'(y^A, y^B) = \int_{y^A}^{y^B} dy = |y^A - y^B| \quad (20)$$

which is nothing but the Euclidean metric of \mathbb{R} . Therefore, one can use d' instead of d . Then by (6) this implies that all the points of $[0, 1]$ can be distinguished and from (7) one has

$$\begin{aligned}\Gamma/\sim_{r=4} &= [0, 1] \\ \bar{d}_{r=4}(\bar{x}^A, \bar{x}^B) &= |x^A - x^B|\end{aligned}\quad (21)$$

Our results about the characterization of the map dynamics by means of Γ/\sim_r for the case of the logistic map are summarized in the following Table I. Also, an illustration of the metric spaces Γ/\sim_r for each of the values of r is given in Fig. 6.

parameter r	structure of Γ/\sim_r	dynamics behavior
1	$\{\bar{0}, \bar{1}\}$ discrete, non connected	regular , $x = 0$ is an attractor for all initial value x_0
2	$\{\bar{\tfrac{1}{2}}\} \cup (\tfrac{1}{2}, 1]$ continuous, connected	regular , linear rate of convergence
3.82843	$\{\bar{0.15}\} \cup [0.15, 1]$ continuous, connected complex structure with distance scales of different magnitude order	onset of chaos, mixed dynamics , islands of stability immersed in the chaotic sea
4	homeomorphic to $[0, 1]$ with the Euclidean metric	chaotic, mixing , (0, 1) is an attractor

TABLE I: Relationship between the topological structure of Γ/\sim_r and the dynamics behavior for four characteristic values of r of the logistic map.

In Table I one can see how the topological structure of Γ/\sim_r is affected by the dynamics transitions of logistic map as the parameter r varies. For $r = 1$ since $x = 0$ is an attractor for all initial value x_0 this implies that the interval $[0, 1]$ collapses into the minimal non connected metric space $\Gamma/\sim_{r=1} = \{\bar{0}, \bar{1}\}$. Increasing the value of

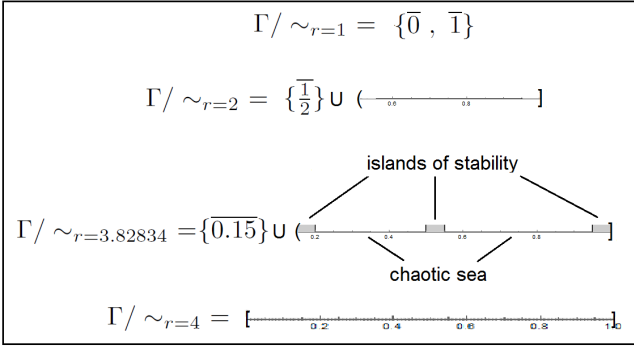


FIG. 6: The four metric spaces Γ/\sim_r associated to the four regimes of the logistic map dynamics at $r = 1$, $r = 2$, $r = 3.82843$ and $r = 4$.

r to 2 the dynamics holds regular but being only distinguishable all the points of $(\frac{1}{2}, 1]$ while the subinterval $[0, \frac{1}{2}]$ collapses into the class $\frac{1}{2}$. For $r = 3.82834$ the number of distinguishable points increases from $\frac{1}{2} \cup (\frac{1}{2}, 1]$ to $0.15 \cup (0.15, 1]$ as a consequence of the onset of chaos, i.e. the emergency of the chaotic sea, with the presence of distance scales of different magnitude order between the points belonging to the islands of stability and the remaining ones of chaotic sea. By last, when $r = 4$ the dynamics is chaotic due to $(0, 1)$ is an attractor for all x_0 . And this is reflected by the fact that all the points of $[0, 1]$ are distinguishable, being \bar{d} equivalent to the Euclidean metric.

V. A GENERALIZATION OF THE METRIC \bar{d} TO MORE DIMENSIONS

Inspired by the definition of d given in (5), we propose the following statistical distance \mathcal{D} for m -dimensional maps

$$\begin{aligned} F : \Gamma \subseteq \mathbb{R}^m &\rightarrow \mathbb{R}^m, \quad F(\vec{x}) = (F_1(\vec{x}), \dots, F_m(\vec{x})) \\ F_i : \text{Dom}(F_i) &\subseteq \mathbb{R}^m \rightarrow \mathbb{R}, \quad i = 1, \dots, m \\ \vec{x}_{n+1} &= F(\vec{x}_n), \quad \vec{x}_0 \in \mathbb{R}^m \end{aligned} \quad (22)$$

being $\rho : \mathbb{R}^m \rightarrow \mathbb{R}_+$, $\rho(\vec{x}) = \rho(x^{(1)}, x^{(2)}, \dots, x^{(m)})$ the invariant density of the map:

$$\begin{aligned} \vec{x}^A &= (x^{(1,A)}, x^{(2,A)}, \dots, x^{(m,A)}) \\ \vec{x}^B &= (x^{(1,B)}, x^{(2,B)}, \dots, x^{(m,B)}) \\ \mathcal{D}(\vec{x}^A, \vec{x}^B) &= \sqrt{\sum_{i=1}^m \left(\int_{x^{(i,A)}}^{x^{(i,B)}} \rho_i(x^{(i)}) dx^{(i)} \right)^2} \end{aligned} \quad (23)$$

where $\rho_i(x^{(i)})$ is the marginal distribution of $\rho(\vec{x})$ with respect to $x^{(i)}$. Then the equivalence relation of (6) is in this case

$$\vec{x} \sim \vec{x}' \quad \text{iff} \quad \mathcal{D}(\vec{x}, \vec{x}') = 0$$

which by definition (23) results

$$\begin{aligned} \vec{x} \sim \vec{x}' \quad \text{iff} \quad \int_{x^{(i)}}^{x'^{(i)}} \rho_i(s^{(i)}) ds^{(i)} &= 0 \quad \forall i = 1, \dots, m \\ \text{with} \\ \vec{x} &= (x^{(1)}, x^{(2)}, \dots, x^{(m)}) \\ \vec{x}' &= (x'^{(1)}, x'^{(2)}, \dots, x'^{(m)}) \end{aligned} \quad (24)$$

In turn, from the formula (6) one can see that $\int_{x^{(i)}}^{x'^{(i)}} \rho_i(s^{(i)}) ds^{(i)}$ defines a distance \mathcal{D}_i between coordinates $x^{(i)}$ and $x'^{(i)}$. This means that one can recast (24) in the compact form

$$\begin{aligned} \vec{x} \sim \vec{x}' \quad \text{iff} \quad x^{(i)} \sim x'^{(i)} \quad \forall i = 1, \dots, m \\ \text{being} \\ x^{(i)} \sim x'^{(i)} \quad \text{iff} \quad \mathcal{D}_i(x^{(i)}, x'^{(i)}) = 0 \end{aligned} \quad (25)$$

with $\mathcal{D}_i(x^{(i)}, x'^{(i)}) = \int_{x^{(i)}}^{x'^{(i)}} \rho_i(s^{(i)}) ds^{(i)} \quad \forall i = 1, \dots, m$. In other words, eq. (25) expresses that any two points \vec{x}, \vec{x}' are in the same equivalence class via \mathcal{D} iff their coordinates are in the same equivalence class via \mathcal{D}_i .

Moreover, if one calls \sim_i to the equivalence relation between $x^{(i)}, x'^{(i)}$ and $\Gamma_i \subseteq \mathbb{R}$ is the range of values of the i -coordinate via the iteration of F then the equivalence relation (25) determines the following 'canonical' structure for Γ/\sim and each Γ_i/\sim_i with $i = 1, \dots, m$:

$$\Gamma/\sim = (\Gamma_1/\sim_1) \times (\Gamma_2/\sim_2) \times \dots \times (\Gamma_m/\sim_m)$$

$$\vec{x} = (\overline{x^{(1)}}, \overline{x^{(2)}}, \dots, \overline{x^{(m)}})$$

$$\begin{aligned} \overline{\mathcal{D}}(\vec{x}^A, \vec{x}^B) &= \sqrt{\sum_{i=1}^m \left(\overline{\mathcal{D}_i(x^{(A,i)}, x^{(B,i)})} \right)^2} \\ \overline{\mathcal{D}_i(x^{(A,i)}, x^{(B,i)})} &:= \mathcal{D}_i(x^{(A,i)}, x^{(B,i)}) \\ &= \int_{x^{(A,i)}}^{x^{(B,i)}} \rho_i(s^{(i)}) ds^{(i)} \end{aligned} \quad (26)$$

In other words, Eq. (26) means that the metric space Γ/\sim is simply the cartesian product of all the Γ_i/\sim_i . The fact that $\overline{\mathcal{D}} : (\Gamma/\sim) \times (\Gamma/\sim) \rightarrow \mathbb{R}_+$ is a metric is because $\overline{\mathcal{D}_i}$ is a metric for all $i = 1, \dots, m$.

Let us illustrate this construction with an example. We consider a pair of uncoupled logistic maps given by the set of equations

$$\begin{aligned} x_{n+1} &= \mu x_n (1 - x_n) \quad , \quad \mu \in (0, 4] \\ y_{n+1} &= \nu y_n (1 - y_n) \quad , \quad \nu \in (0, 4] \\ (x_0, y_0) &\in [0, 1] \times [0, 1] \end{aligned} \quad (27)$$

We focus only in the case $\mu = \nu = 4$ which corresponds to the chaotic regime in x and y . Since the map is bidimensional then one has that the invariant density ρ is depending on x and y , i.e. $\rho = \rho(x, y)$.

For the numerical calculus of $\rho(x, y)$ we consider an ensemble of equidistributed initial conditions

$\{(\frac{i}{1000}, \frac{j}{1000}) : 0 \leq i, j \leq 1000\}$ of the unit square $[0, 1] \times [0, 1]$ where each initial condition is iterated $T = 10^6$ times. Again, the invariant density is obtained by the histogram of the iterations where the window widths in x and y are equal to 10^{-4} . The results are given in Fig. 7. Since there is no correlation between x_n and y_n




FIG. 7: Invariant density of the bidimensional uncoupled logistic map for $\mu = \nu = 4$. In the top panel is shown the invariant density obtained numerically with $T = 10^6$ while in the inferior one this is shown together with its analytical expression. Since x_n and y_n are independent sequences then $\rho(x, y)$ is simply the product of invariant densities $\rho_1(x)$ and $\rho_2(y)$.

then the invariant density $\rho(x, y)$ is expected to be the product of invariant densities $\rho_1(x)$, $\rho_2(y)$ of x_n and y_n respectively. In fact, from Fig. 7 one can see that $\rho(x, y)$ factorizes as the product of unidimensional invariant densities $\rho_1(x) = \frac{1}{\pi\sqrt{x(1-x)}}$ and $\rho_2(y) = \frac{1}{\pi\sqrt{y(1-y)}}$. In turn, this implies that the marginal distributions of $\rho(x, y)$ are precisely $\rho_1(x)$ and $\rho_2(y)$.

In this case one has that $\Gamma = [0, 1] \times [0, 1]$ is the state space and $\Gamma_1, \Gamma_2 = [0, 1]$ are the corresponding to x_n and y_n . As before, one can make the change of variables $x = \sin^2 \frac{\pi u}{2}$ and $y = \sin^2 \frac{\pi v}{2}$ which is a diffeomorphism of $[0, 1] \times [0, 1]$ on itself to obtain

$$\begin{aligned} dx &= \pi \cos \frac{\pi u}{2} \sin \frac{\pi u}{2} du \\ dy &= \pi \cos \frac{\pi v}{2} \sin \frac{\pi v}{2} dv \end{aligned} \quad (28)$$

so one has

$$\rho(x, y) dx dy = \frac{\pi \cos \frac{\pi u}{2} \sin \frac{\pi u}{2} du}{\pi \sqrt{\sin^2 \frac{\pi u}{2} (1 - \sin^2 \frac{\pi u}{2})}} \frac{\pi \cos \frac{\pi v}{2} \sin \frac{\pi v}{2} dv}{\pi \sqrt{\sin^2 \frac{\pi v}{2} (1 - \sin^2 \frac{\pi v}{2})}} = du dv \quad (29)$$

Again, Eq. (29) expresses that for $\mu = \nu = 4$ the distance \mathcal{D} of (23) is equivalent, using (28), to the metric \mathcal{D}'

$$\begin{aligned} \mathcal{D}'((u^A, v^A), (u^B, v^B)) &= \sqrt{\left(\int_{u^A}^{u^B} du\right)^2 + \left(\int_{v^A}^{v^B} dv\right)^2} \\ &= \sqrt{(u^A - u^B)^2 + (v^A - v^B)^2} \end{aligned} \quad (30)$$

which is precisely the Euclidean metric of \mathbb{R}^2 . This implies that all the points of $[0, 1] \times [0, 1]$ can be distinguished, and also by (27) the metric spaces Γ / \sim , Γ_1 / \sim_1 , Γ_2 / \sim_2 are

$$\begin{aligned} \Gamma / \sim &= (\Gamma_1 / \sim_1) \times (\Gamma_2 / \sim_2) = [0, 1] \times [0, 1] \\ \Gamma_1 / \sim_1 &= \Gamma_2 / \sim_2 = [0, 1] \end{aligned}$$

with

$$\begin{aligned} \overline{\mathcal{D}}((u^A, v^A), (u^B, v^B)) &= \sqrt{(u^A - u^B)^2 + (v^A - v^B)^2} \\ \overline{\mathcal{D}}_1(u^A, u^B) &= |u^A - u^B| \\ \overline{\mathcal{D}}_2(v^A, v^B) &= |v^A - v^B| \end{aligned} \quad (31)$$

VI. CONCLUSIONS

We proposed a notion of distinguishability for points of discrete maps of arbitrary dimension in the limit where the number of iterations tends to infinity. Basing us in a statistical distance for unidimensional maps defined by means of the invariant density and using equivalence classes instead of points, we redefined it as a metric satisfying the axioms of distinguishability, symmetry and the triangular inequality. Furthermore, from this metric we defined a metric space Γ / \sim associated to the map which is composed by all the points that can be distinguished among the map dynamics in the limit of large number of iterations. The importance of Γ / \sim is that allows one to study the transitions of the dynamics, as the map parameter varies, in terms of changes in the topological properties of Γ / \sim . By analyzing the dynamics of logistic map in terms of Γ / \sim for the parameter values $r = 1$, $r = 2$, $r = 3.82834$ and $r = 4$ we identified the following metric properties of Γ / \sim associated to the dynamics behavior:

- The collapse of continuous state space Γ into few equivalence classes expresses the existence of a point x that is an attractor of all initial condition x_0 , as is shown in Figs. 1, 6 and Table I for $r = 1$. In this case the invariant density is simply a delta function centered in $x = 0$.
- The existence of distance scales of different order of magnitude is associated to phase transitions in

the map dynamics, for instance ‘the onset of chaos’ as one can see from Figs. 3, 4, 6 and Table I for $r = 3.82834$.

- When all the elements of Γ are distinguished this corresponds to a chaotic dynamics, as one can see from Figs. 5, 6 and Table I for $r = 4$. Also, in this case the metric results equivalent to the Euclidean one.

Moreover, we illustrated our generalization to more dimensions by studying the chaotic regime of a pair of uncoupled logistic maps for their parameter values $\mu = \nu = 4$. We observed a similar situation as in the unidimensional case, that is, all the points of the state space $\Gamma = [0, 1] \times [0, 1]$ are distinguishable being the metric \overline{D} equivalent to the Euclidean one of \mathbb{R}^2 .

Therefore, we can say that metric \overline{D} and the metric properties of Γ / \sim are a good and novel indicator of the dynamics of a given map, at least in the examined examples, reflecting both regular and chaotic behavior as well as mixed dynamics. We hope that this conclusion can be tested with more examples as well as theoretically in future research.

ACKNOWLEDGMENTS

This work was partially supported by CONICET, Universidad Nacional de La Plata and Universidad Nacional de Córdoba, Argentina.

* Electronic address: nachosky@fisica.unlp.edu.ar

† Electronic address: portesi@fisica.unlp.edu.ar

‡ Electronic address: lamberti@famaf.unc.edu.ar

- [1] A. N. Kolmogorov, S. V. Fomin, *Elements of the theory of functions and functional analysis*, Volume 1 Metric and Normed Spaces, Graylock Press, Rochester, New York (1957).
- [2] J. L. Kelley, *General Topology*, Graduate Text in Mathematics, Springer-Verlag, New York (1975).
- [3] E. L. Lima, *Espacos métricos*, Projeto Euclides, Instituto de Matemática Pura e Aplicada, CNPq, Rio de Janeiro (1983).
- [4] R. A. Fisher, *Proc. R. Soc. Edinburgh* **42**, 321 (1922).
- [5] S. Kullback, *Information Theory and Statistics*, J. Wiley, New York (1959).
- [6] K. Zyczkowski, W. Słomczynski, *J. of Phys. A* **31**, 9095–9104 (1998).
- [7] W. K. Wootters, *Phys. Rev. D* **23**, 357 (1981).
- [8] S. Amari, H. Nagaoka, *Methods of Information Geometry*, Oxford University Press: Oxford, UK (2000).
- [9] A. Lasota, M. Mackey, *Probabilistic properties of deterministic systems*, Cambridge Univ. Press, Cambridge, (1985).
- [10] C. Beck, F. Schlögl, *Thermodynamics of chaotic systems*, Cambridge Univ. Press, Cambridge, MA (1993).
- [11] P. Walters, *An Introduction to Ergodic Theory*, Graduate Text in Mathematics, Springer-Verlag, New York (1982).
- [12] R. May, *Nature* **238**, 459–467 (1976).
- [13] S. Strogatz, *Nonlinear Dynamics and Chaos: With Applications To Physics, Biology, Chemistry, And Engineering*, Studies in Nonlinearity Series, Westview Press (2001).
- [14] R. S. Johal, arXiv:chao-dyn/9804002 (1998).
- [15] A. L. Lloyd, *J. theor. Biol.* **173**, 217–230.
- [16] U. Tirnakli, C. Tsallis, C. Beck, *Phys. Rev. E* **79**, 056209 (2009).
- [17] C. Tsallis, *Introduction to Nonextensive Statistical Mechanics: Approaching a Complex World*, Springer-Verlag, New York (2009).
- [18] R. W. S. Pessoa, E. P. Borges, *Journal of Physics: Conference Series* **285**, 012042 (2011).
- [19] A. Csordás, G. Györgyi, P. Szépfaluzy, T. Tél, *Chaos* **3**, 31 (1993).
- [20] A. P. Majtey, P. W. Lamberti, M. T. Martin, A. Plastino, *Eur. Phys. J. D* **32**, 413–419 (2005).
- [21] P. W. Lamberti, A. P. Majtey, A. Borrás, M. Casas, A. Plastino, *Phys. Rev. A* **77**, 052311 (2008).
- [22] A. P. Majtey, P. W. Lamberti, D. P. Prato, *Phys. Rev. A* **72**, 052310 (2005).
- [23] P. W. Lamberti, M. Portesi, J. Sparacino, *Int. J. Quantum Inform.* **07**, 1009 (2009).
- [24] G. Casati, B. Chirikov, *Quantum chaos: between order and disorder*, Cambridge Univ. Press, Cambridge (1995).
- [25] M. Castagnino, O. Lombardi, *Phys. A* **388**, 24767 (2009).
- [26] I. Gomez, M. Castagnino, *Phys. A* **393**, 11231 (2014).
- [27] I. Gomez, M. Castagnino, *Chaos, Sol. and Frac.* **68**, 98–113 (2014).
- [28] I. Gomez, M. Castagnino, *Chaos, Sol. and Frac.* **70**, 99116 (2015).
- [29] I. Gomez, M. Losada, S. Fortin, M. Castagnino, M. Portesi, *Int. J. Theor. Phys.* **54**, 2192 (2015).