

Detecting macroscopic quantum coherence with a cavity optomechanical system

Qiang Zheng,^{1,2} Jianwei Xu,³ Yao Yao,^{4,*} and Yong Li^{2,5,6,†}

¹*School of Mathematics, Guizhou Normal University, Guiyang, 550001, China*

²*Beijing Computational Science Research Center, Beijing, 100084, China*

³*College of Science, Northwest A&F University, Yangling, Shaanxi 712100, China*

⁴*Microsystems and Terahertz Research Center, China Academy of Engineering Physics, Chengdu, Sichuan 610200, China*

⁵*Synergetic Innovation Center of Quantum Information and Quantum Physics, University of Science and Technology of China, Hefei, Anhui 230026, China*

⁶*Synergetic Innovation Center for Quantum Effects and Applications, Hunan Normal University, Changsha 410081, China*

(Dated: April 13, 2018)

The rigorous resource framework of quantum coherence has been set up recently and excited a wide variety of interests. Here we show that a quantum cavity optomechanical system, as an emerging platform, can behave with a certain value of quantum coherence at a macroscopic scale. We also find that the difference between the total optomechanical coherence and the sum of the optical and the mechanical coherence just equals their mutual information. Motivated by the detection of the optomechanical entanglement, an experimentally feasible scheme to probe the optomechanical coherence is proposed.

PACS numbers: 03.65.Ta, 03.67.Mn, 42.50.Wk, 42.50.Lc

I. INTRODUCTION

Coherence is a fundamental feature in quantum theory [1]. It is a necessary condition for quantum correlation, for instance quantum discord [2, 3], and quantum entanglement [4]. From the application point of view, coherence is a useful resource for quantum information process [5], quantum metrology [6], thermodynamics [7, 8], biological process [9], and asymmetry of quantum states [10]. Historically, a breakthrough theory of quantum coherence is developed in quantum optics [11, 12]. Recently, a coherence theory has been established by regarding it as a physical resource [13–15]. Spirited by the rapid development of quantum coherence theory [16–23], some important questions naturally arise: (1) what's the behavior of the coherence in a realistic system at a macroscopic level and how to experimentally detect the macroscopic coherence? (2) whether there is a relationship between the coherence and quantum mutual information? The aim of this paper is to address these questions.

In principle, no fundamental law prevents the application of quantum mechanics in a macroscopic system. Many physical systems display the distinct quantum coherence at a macroscopic scale, such as Bose-Einstein condensate [24], Josephson junction [25], a hybrid system composed by a superconducting qubit and a mechanical oscillator [26], etc.

Cavity optomechanics [27] as an emerging field, provides us an essentially new platform to probe the quantum coherence in a macroscopic system. In a typical cavity optomechanical system, the motion of the me-

chanical resonator couples to a single-mode Fabry-Pérot cavity through radiation pressure. Here the mechanical resonator can be considered as a macroscopic system as it usually involves billions of atoms [28]. The important progresses in this realm include (but not limited to) cooling the mechanical resonator to the ground state [29], preparing an entanglement state [30, 31] or a squeezed state [32–34], probing the mechanical zero-point fluctuation [35], and observing the radiation pressure shot-noise [36].

In this paper, we investigate the macroscopic quantum coherence of the cavity optomechanical system. We find that: (1) with the increase of the single-photon optomechanical coupling strength, both the mechanical coherence and the total optomechanical coherence are strengthened, while the optical coherence is suppressed; (2) three kinds of the coherence mentioned above are very sensitive to the cavity decay, but are robust to the decay of the mechanical resonator; (3) the difference between the total optomechanical coherence and the sum of the optical and the mechanical coherence just equals their quantum mutual information; (4) the macroscopically optomechanical coherence can be detected in an all-optical setup.

The structure of this paper is as follows. We explore a standard cavity optomechanical system by the linearization approximation in Sec. II. In Sec. III we investigate the effect of the system parameters, such as the optomechanical coupling strength and the cavity decay rate, on the coherence of the cavity optomechanics. We also suggest an experimentally available all-optical setup to detect the optomechanical coherence. Finally, in the last section a conclusion is given. Main aspects of the resource theory for the Gaussian state are reviewed in Appendix A.

*Electronic address: yaoyao@mtrc.ac.cn

†Electronic address: yongli@csrc.ac.cn

II. MODEL OF THE CAVITY OPTOMECHANICAL SYSTEM

We consider a standard cavity optomechanical system, with the Hamiltonian written as ($\hbar = 1$ in the following) [37–39]

$$\hat{H}_{sys} = \Delta_0 \hat{a}^\dagger \hat{a} + \frac{\omega_m}{2} (\hat{p}_0^2 + \hat{q}_0^2) - G_0 \hat{a}^\dagger \hat{a} \hat{q}_0 + iE(\hat{a}^\dagger - \hat{a}) \quad (1)$$

in the rotating frame with respect to the frequency of the driving laser, ω_d . Here \hat{a} (\hat{a}^\dagger) is the annihilator (creation) operator of the cavity field. $\hat{q}_0 \equiv \hat{q}/\sqrt{2}$ and $\hat{p}_0 \equiv \hat{p}/\sqrt{2}$ are the dimensionless position and momentum of the mechanical mode with frequency ω_m satisfying the commutation $[\hat{q}_0, \hat{p}_0] = i$. $\Delta_0 = \omega_c - \omega_d$ is the detuning between the cavity mode and the external driving laser, G_0 is the single-photon optomechanical coupling strength, and E denotes the amplitude of the external driving laser.

The Heisenberg-Langevin equation of the optomechanical system is given as [40]

$$\frac{d\hat{q}}{dt} = \omega_m \hat{p}, \quad (2a)$$

$$\frac{d\hat{p}}{dt} = -\omega_m \hat{q} - \gamma_m \hat{p} + \sqrt{2}G_0 \hat{a}^\dagger \hat{a} + \sqrt{2}\hat{\xi}, \quad (2b)$$

$$\frac{d\hat{a}}{dt} = -(\kappa + i\Delta_0)\hat{a} + \frac{iG_0}{\sqrt{2}}\hat{a}\hat{q} + E + \sqrt{2\kappa}\hat{a}_{in}, \quad (2c)$$

where κ is the cavity decay rate, and \hat{a}_{in} denotes the vacuum input noise with the only nonzero correlation [41, 42]

$$\langle \hat{a}_{in}(t)\hat{a}_{in}^\dagger(t') \rangle = \delta(t - t'), \quad (3)$$

and $\hat{\xi}$ is the Brownian stochastic force with the zero-mean value and the correlation $\langle \hat{\xi}(t)\hat{\xi}(t') \rangle = \frac{\gamma_m}{\omega_m} \int \frac{d\omega}{2\pi} e^{-i\omega(t-t')} \omega [\coth(\frac{\hbar\omega}{2k_B T}) + 1]$. In the limit of the high mechanical quantity factor $Q_m = \omega_m/\gamma_m \gg 1$ with γ_m being the mechanical damping rate, the Brownian noise $\hat{\xi}$ becomes an approximate Markovian noise [43]

$$\langle \hat{\xi}(t)\hat{\xi}(t') + \hat{\xi}(t')\hat{\xi}(t) \rangle / 2 \simeq \gamma_m(2n_{th} + 1)\delta(t - t'), \quad (4)$$

where the mean thermal phonon number $n_{th} = \{\exp[\hbar\omega_m/(k_B T)] - 1\}^{-1}$ with T the environmental temperature and k_B the Boltzmann constant.

With the strong driving laser for the cavity field, as a good approximation, the whole optomechanical system can be described by a stable steady state and the linearized fluctuations around the steady state. The solutions of the steady state are easily obtained by setting Eq. (2) to zeros as [44–46]

$$p_s = 0, \quad (5a)$$

$$q_s = \sqrt{2}G_0|\alpha_s|^2/\omega_m, \quad (5b)$$

$$\alpha_s = \frac{E}{\kappa + i(\Delta_0 - G_0q_s/\sqrt{2})}. \quad (5c)$$

Introducing the optical quadratures $\hat{X} = \hat{a}^\dagger + \hat{a}$ and $\hat{Y} = i(\hat{a}^\dagger - \hat{a})$ and the corresponding noises \hat{X}_{in} and \hat{Y}_{in} , the equations for the linearized fluctuations around the steady state can be casted into a compact matrix form

$$\frac{d}{dt}u(t) = \mathbf{A}u(t) + n(t), \quad (6)$$

with $u(t) = (\delta\hat{q}, \delta\hat{p}, \delta X, \delta Y)^T$, $n(t) = (0, \sqrt{2}\hat{\xi}, \sqrt{2\kappa}\hat{X}_{in}, \sqrt{2\kappa}\hat{Y}_{in})^T$, and

$$\mathbf{A} = \begin{pmatrix} 0 & \omega_m & 0 & 0 \\ -\omega_m & -\gamma_m & G & 0 \\ 0 & 0 & -\kappa & \Delta \\ G & 0 & -\Delta & -\kappa \end{pmatrix}. \quad (7)$$

Here $G = \sqrt{2}G_0\alpha_s$ and $\Delta = \Delta_0 - G_0q_s/\sqrt{2}$. In deriving Eq. (6), we assume that α_s is a real number, which can be achieved by adjusting the phase of the driving laser.

The formal solution to Eq. (6) is [47]

$$u(t) = \mathbf{M}(t)u(0) + \int_0^t ds \mathbf{M}(s)n(t-s) \quad (8)$$

with $\mathbf{M}(t) = \exp(\mathbf{A}t)$. The stability conditions of the matrix \mathbf{A} are derived as $\omega_m(\Delta^2 + \kappa^2) - G^2\Delta > 0$ and $2\gamma_m\kappa\{s_+s_- + \gamma_m[v(\Delta^2 + \kappa^2) + 2\kappa\omega_m^2]\} + \Delta\omega_mG^2v > 0$ with $s_\pm = \kappa^2 + (\omega_m \pm \Delta)^2$ and $v = \gamma_m + 2\kappa$ by making use of the Routh-Hurwitz criteria [48].

With the initial Gaussian state of the optomechanical system and the (approximately) linear dynamics, the state of the system stays as the Gaussian all the time. For a Gaussian state, it can be fully characterized by the first moment (which has been obtained in Eq. (5)) and the second moments or the covariance matrix $\mathbf{V}(t)$ with the element $V_{ij}(t) = \langle u_i(t)u_j(t) + u_j(t)u_i(t) \rangle / 2$. In the long-time limit, the formal solution of $V_{ij}(t)$ is written as [49, 50]

$$V_{ij}(t) = \int_0^\infty ds \int_0^\infty ds' M_{ik}(s)M_{jl}(s')D_{kl}(s-s'), \quad (9)$$

where the element of the diffusion matrix $\mathbf{D}(t)$ is defined as $D_{kl}(s-s') = \langle n_k(s)n_l(s') + n_l(s)n_k(s') \rangle / 2$. From Eq. (9), the covariance matrix $\mathbf{V}(\infty)$ is determined by the Lyapunov equation

$$\mathbf{A}\mathbf{V} + \mathbf{V}\mathbf{A}^T = -\tilde{\mathbf{D}} \quad (10)$$

where $\mathbf{D}(s-s') = \tilde{\mathbf{D}}\delta(s-s')$ with $\tilde{\mathbf{D}} = \text{diag}[0, 2\gamma_m(2n_{th} + 1), 2\kappa, 2\kappa]$.

III. QUANTUM COHERENCE OF THE OPTOMECHANICAL SYSTEM

The analytical solution to Eq. (10) for the total covariance matrix \mathbf{V} is very cumbersome, so we mainly adopt

the numerical simulations to explore the quantum coherence of the cavity optomechanical system. This solution can be expressed as

$$\mathbf{V} = \begin{pmatrix} \mathbf{V}_{\text{mec}} & \mathbf{V}_{\text{cor}} \\ \mathbf{V}_{\text{cor}}^T & \mathbf{V}_{\text{opt}} \end{pmatrix}. \quad (11)$$

Here \mathbf{V}_{mec} , \mathbf{V}_{opt} , and \mathbf{V}_{cor} describe the covariance matrices of the mechanical resonator, the optical field, and their correlation, respectively. For the covariance matrix Eq. (11), its two symplectic eigenvalues are $\nu_{1,2} = \frac{1}{\sqrt{2}}[\Gamma \pm \sqrt{\Gamma^2 - 4\text{Det}(\mathbf{V}_{\text{tot}})}]^{1/2}$ with $\Gamma = \text{Det}(\mathbf{V}_{\text{mec}}) + \text{Det}(\mathbf{V}_{\text{opt}}) + 2\text{Det}(\mathbf{V}_{\text{cor}})$.

According to the definition in Eq. (A2) or Eq. (A3), the corresponding quantum coherence can be obtained as

$$C_{\text{mec}} = C(\mathbf{V}_{\text{mec}}), \quad C_{\text{opt}} = C(\mathbf{V}_{\text{opt}}), \quad C_{\text{tot}} = C(\mathbf{V}). \quad (12)$$

A. Effect of optomechanical coupling strength

To show the effect of the optomechanical coupling strength on the quantum coherence, we plot in Fig. 1 the variations of the quantum coherence C_{mec} , C_{opt} , and C_{tot} in terms of the driving strength E with different G_0 . It is apparent that without the external optical driving, all the three kinds of coherence are null. With the increase of the strength of the driving field, the quantum coherence of the mechanical mode, the optical field, and the total optomechanical system is gradually established, respectively. And Fig. 1 clearly shows that C_{mec} , C_{opt} , and C_{tot} increase monotonously with E .

Comparing Fig. 1(a) with Fig. 1(b), we find that the relationship $C_{\text{opt}} \geq C_{\text{mec}}$ is always valid under the same parameters. This result can be understood as following. The optical field is subject to the zero-point fluctuation from the vacuum environment, while the mechanical subsystem is subject to the thermal noise from its bath. From this point of view, it is expected that the optical field, which is in a much less incoherent environment than that of the mechanical resonator, should have a larger degree of coherence.

It is shown in Fig. 1(c) that the total coherence C_{tot} increases with the optomechanical coupling G_0 . This is a reasonable result: the coherence between two subsystems of the optomechanical system can be enhanced by their strengthened coupling strength. To our surprise, Fig. 1(b) displays that C_{opt} decreases with the increase of G_0 , while C_{mec} in Fig. 1(a) goes up at the same time. Let us discuss this counter-intuitive result more carefully. For the parameters in Fig. 1, we find that the optomechanical system operates in the red-detuned regime $\Delta_0 \approx \omega_m$ with the resolved side-band condition $\omega_m \gg \kappa$. In this case, the optomechanical interaction is of the form of beam splitter in the rotating wave approximation [28]. As a result, the coherence should transfer from the optical mode into the mechanical mode because $C_{\text{opt}} \geq C_{\text{mec}}$.

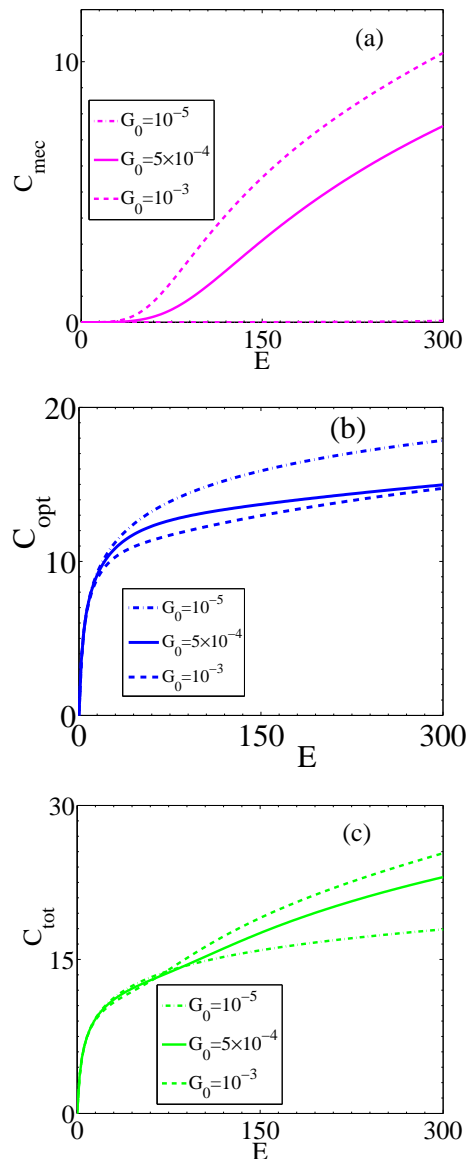


FIG. 1: (Color online) The quantum coherence as a function of the driving strength E (scaling with $\omega_m = 1$). (a), (b), and (c) correspond to the mechanical coherence C_{mec} , the optical coherence C_{opt} , and the optomechanical coherence C_{tot} , respectively. Other parameters are $\gamma_m = 0.01 \omega_m$, $\kappa = 0.1 \omega_m$, $\Delta_0 = \omega_m$, and $n_{th} = 10$.

It is consistent with the expectation that the optical coherence C_{opt} should decrease with the increase of the optomechanical coupling G_0 .

We also consider the asymptotical behavior of the quantum coherence in terms of the driving field E . In the regime $\omega_m \gg G, \kappa$, the nonzero elements of the covariance matrix for the mechanical mode are given as [51] $\mathbf{V}_{\text{mec},11} = \mathbf{V}_{\text{mec},22} = n_{th} + \frac{1}{2} - \frac{2G^2\kappa(-n_{th}+1/2)}{(\gamma_m+2\kappa)(2\gamma_m\kappa+G^2)} \simeq 2n_{th}$ within the rotation wave approximation. In the case, the quantum coherence of the mechanical resonator can be

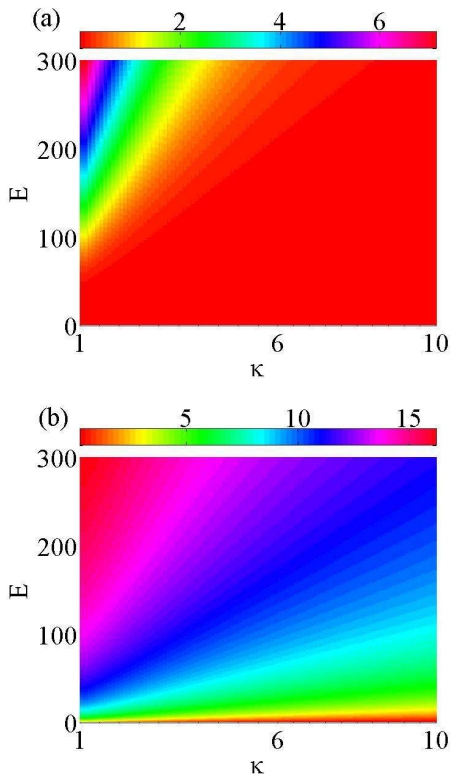


FIG. 2: (Color online) The quantum coherence as a function of the driving strength E and the cavity decay rate κ (both E and κ are scaled by $\omega_m = 1$). (a) and (b) correspond to the mechanical coherence C_{mec} and the optical coherence C_{opt} , respectively. Other parameter are $\gamma_m = 10^{-2} \omega_m$, $G_0 = 10^{-3} \omega_m$, $\Delta_0 = \omega_m$, and $n_{th} = 10$.

approximated as $C_{\text{mec}} \propto \log(G_0^2 E^4)$ with $\bar{n} \rightarrow 2G_0^2 E^4$ in the large E limit and $F(x) \rightarrow \log(x)$ in the limit $x \rightarrow \infty$ (the definitions of \bar{n} and $F(x)$ are given in the Appendix). Similarly, the coherence of the optical mode is obtained as $C_{\text{opt}} \propto \log(\kappa^2 E^2)$ in the same limits as that of C_{mec} . Note that in most of the realistically optomechanical systems, the single-photon coupling strength G_0 is much smaller than the cavity decay rate κ . Moreover, the driving strength E must be a finite value which is restricted by the limited laser power and required by the stability of the system. Thus, for the typical parameters in the optomechanical experiments, the optical coherence C_{opt} should be larger than the mechanical coherence C_{mec} .

B. Effect of the dissipation channels

We also explore the effect of the dissipation channels on the optomechanical coherence. For the optomechanical system, the main dissipation channels are the thermal damping of the mechanical mode and the cavity decay. We find all the three kinds of quantum coherence (C_{mec} , C_{opt} , and C_{tot}) are very robust to the mechanical damping rate: with the increase of the damping rate from

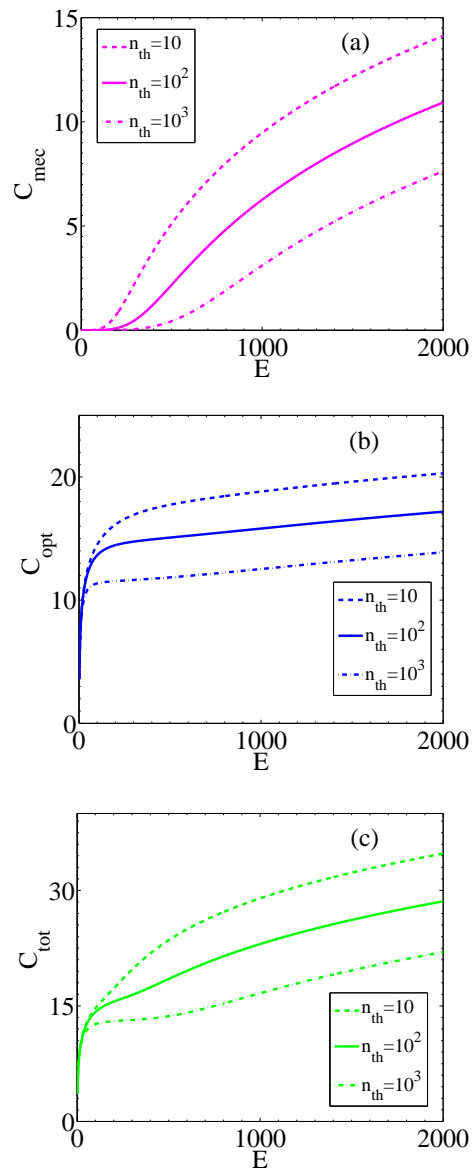


FIG. 3: (Color online) The quantum coherence as a function of the driving strength E (scaling with $\omega_m = 1$) for different values of n_{th} . (a), (b), and (c) correspond to the mechanical coherence C_{mec} , the optical coherence C_{opt} , and the optomechanical coherence C_{tot} , respectively. Other parameter are $\gamma_m = 10^{-2} \omega_m$, $G_0 = 10^{-4} \omega_m$, $\kappa = 0.1 \omega_m$, and $\Delta_0 = \omega_m$.

$\gamma_m = 10^{-3} \omega_m$ to $\gamma_m = 10^{-2} \omega_m$, nevertheless all the values of the three kinds of coherence are suppressed, we do not observe their noticeable changes.

Fig. 2 exhibits the role of the cavity decay on the quantum coherence. Different from the case of γ_m , the cavity decay rate κ spoils all the three kinds of coherence obviously. Moreover, C_{mec} is more sensitive in terms of κ than C_{opt} : with the increase of the cavity decay rate from $\kappa = \omega_m$ to $\kappa = 10 \omega_m$, the value of C_{opt} only drops half, while that of C_{mec} decreases considerably and even approaches zero. This result implies that the mechani-

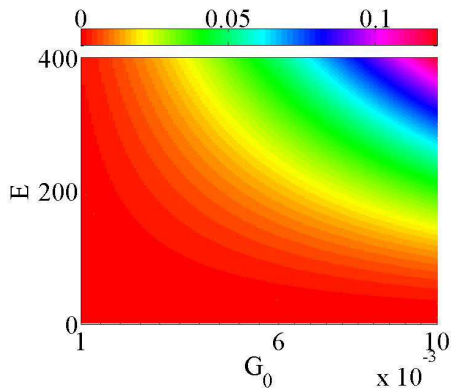


FIG. 4: (Color online) The quantum coherence difference ΔC as a function of the driving strength E and the optomechanical-coupling strength G_0 (both E and G_0 are scaled by $\omega_m = 1$). Other parameters are $\gamma_m = 10^{-2} \omega_m$, $\Delta_0 = \omega_m$, and $n_{th} = 10$.

cal coherence can be controlled by the optical field. The behavior of the optomechanical coherence C_{tot} is rather similar to C_{opt} , so its figure is omitted here.

Fig. 3 shows the role of the mean thermal phonon number n_{th} on the coherence. The behaviors of this figure are consistent with our expectation: with the increase of n_{th} , all the three kinds of coherence drop down. Physically, the thermal excitation should be an incoherent operation in general. It's interesting here that with the optomechanical coupling, the incoherent channel of the mechanical resonator can affect the optical coherence through the optomechanical interaction. This result indicates that one could manipulate the coherence of a subsystem by adjusting its remote correlated counterpart.

C. Relationship with quantum mutual entropy

Defining ΔC as the coherence difference between the total optomechanical system and the sum of the optical and mechanical subsystems

$$\Delta C = C_{tot} - (C_{mec} + C_{opt}), \quad (13)$$

applying Eqs. (A2) and (A3), after some straightforward calculations we find the coherence difference is just equal to the mutual information of the optomechanical system with the covariance matrix given by Eq. (11)

$$\Delta C = I(\mathbf{V}_{tot}). \quad (14)$$

Here the mutual information of a two-mode Gaussian state is defined as $I(\mathbf{V}_{tot}) = S(\mathbf{V}_{mec}) + S(\mathbf{V}_{opt}) - S(\mathbf{V}_{tot})$. For the optomechanical system, it can be expressed as [52]

$$I(\mathbf{V}_{tot}) = F(a) + F(b) - [F(\nu_1) + F(\nu_2)] \quad (15)$$

with $a = \sqrt{\text{Det}(\mathbf{V}_{mec})}$ and $b = \sqrt{\text{Det}(\mathbf{V}_{opt})}$.

Physically, the relationship shown in Eq. (14) can be understood as following. The coherence difference ΔC defined in Eq.(13) describes the inter-coherence between the optical and mechanical subsystems. And $I(\mathbf{V}_{tot})$ quantifies how much the optical field correlates with the mechanical mode (i.e., the area of their overlap in the Venn diagram). In this sense Eq. (14) is reasonable.

In Fig. 4, we plot the variation of the quantum coherence difference ΔC with respect to the intensity of the driving laser E and the optomechanical coupling strength G_0 . It displays that $\Delta C = 0$ with the weak optomechanical coupling $G_0 < G_{0c} \simeq 3 \times 10^{-3} \omega_m$ for a fixed driving strength $E \simeq 300 \omega_m$. This implies that although the mechanical or the optical mode has its respective coherence, there is no mutual coherence between the two subsystems. For a relatively strong optomechanical-coupling strength $G_0 > G_{0c}$, the mutual coherence is established with $\Delta C > 0$, as shown in Fig. 4. This fact means that with the increase of the optomechanical coupling strength, the correlation or coherence between the mechanical and the optical subsystems is strengthened.

D. All-optical detection of optomechanical coherence

Even if the quantum coherence is an active subject, to our best knowledge only a few papers have explored how to detect the coherence with an experimentally available scheme [53]. In this subsection, we concentrate on this question. The difference between our paper and Ref. [53] lies in: our optomechanical system is an infinite-dimensional system, while that studied in Ref. [53] is a finite one.

The state of the optomechanical system is Gaussian, which only requires the first two moments to completely describe it. Fortunately, the optomechanical Gaussian state can be fully reconstructed by the high-precision all-optical detection method. With these moments, we are able to obtain the optomechanical coherence according to Eqs. (A3). We mainly study how to detect the second moments of the cavity optomechanical system, as its first moments are determined by Eqs. (5).

For the optical subsystem, its second moments can be obtained by the homodyne detection of the output field, which is a standard route in quantum optics [54]. For the subsystem of the mechanical resonator, we exploit a similar measurement scheme discussed in Ref. [55], which has been realized in a recent experiment [56]. With the assumption that the mechanical resonator is perfectly reflective at both sides, we add an additional fixed mirror adjacent to the other side of the mechanical resonator to form a second Fabry-Pérot cavity which also couples to the mechanical resonator. Analogous to Eq. (2c), the equation of motion for the fluctuational part $\delta\hat{c}$ of the

second cavity is written as

$$\frac{d}{dt}\delta\hat{c} = -(\kappa_2 + i\Delta_2)\delta\hat{c} + iG_2(\delta\hat{b} + \delta\hat{b}^\dagger)/\sqrt{2} + \sqrt{2\kappa_2}\delta\hat{c}_{\text{in}}, \quad (16)$$

where κ_2 , Δ_2 , and $\delta\hat{c}_{\text{in}}$ are the decay rate, the effective detuning, and the input noise of the second cavity mode, respectively; G_2 is the related effective optomechanical coupling strength. Assuming that $\langle\hat{a}\rangle_s \gg \langle\hat{c}\rangle_s$ and $\Delta_2 = \omega_m \gg \{\kappa_2, G_2\}$, which means the rotating wave approximation is fulfilled, Eq. (16) will reduce to (in the rotating frame with respect to ω_m)

$$\frac{d}{dt}\delta\hat{c} = -\kappa_2\delta\hat{c} + iG_2\delta\hat{b}/\sqrt{2} + \sqrt{2\kappa_2}\delta\hat{c}_{\text{in}} \quad (17)$$

under the rotating wave approximation. With the bad-cavity condition $\kappa_2 \gg G_2$, the fluctuation of the output field of the second cavity is given as

$$\delta\hat{c}_{\text{out}} = \frac{iG_2}{\sqrt{2\kappa_2}}\delta\hat{b} + \delta\hat{c}_{\text{in}}. \quad (18)$$

Eq. (18) indicates that the second moments of the mechanical subsystem can be obtained by homodyne measurement of the second cavity. And we can reconstruct the correlational matrix of the optical and mechanical subsystems through measuring the moment correlations of the outputs from the two cavities.

Last but not least, the real values of the experimental parameters in two groups [57, 58] are given to show the feasibility of our detection scheme. For the optomechanical coupling in the microwave domain achieved in NIST group [57], the mechanical mode has the resonance frequency $\omega_m/2\pi = 14.98$ MHz with an intrinsic damping rate $\gamma_m/2\pi = 9.2$ Hz. The microwave cavity has the resonance frequency $\omega_0/2\pi = 8.89$ GHz and line-width $\kappa/2\pi = 1.17$ MHz. The single-photon optomechanical coupling strength $G_0 = 145$ Hz. In the optomechanical crystal system [58], the corresponding parameters are $\omega_m/2\pi = 3.68$ GHz, $\gamma_m/2\pi = 35$ kHz, $\omega_0/2\pi = 195$ THz, $\kappa/2\pi = 500$ MHz, and $G_0/2\pi = 910$ kHz. It's clear that the parameters used in our measurement scheme for optomechanical coherence has the same order of magnitude as that of the two actually experimental implementation, and the following conditions $\omega_m \gg \kappa$ and $\kappa \gg G_0$ are satisfied.

IV. CONCLUSION

In summary, we explore the macroscopic quantum coherence of the cavity optomechanical system. Using the standard linearized approximation, the first and second moments of the fluctuations of the optomechanical system in the steady state are obtained. We show that the external optical driving laser can enhance the macroscopic quantum coherence of the cavity optomechanics, while the optical and mechanical dissipations suppress the optomechanical coherence. In addition, we also find

that the difference between the total optomechanical coherence and the sum of the coherence of the optical and mechanical subsystems just equals their quantum mutual information. Moreover, an all-optical detection scheme is suggested to experimentally probe the macroscopic optomechanical coherence.

Acknowledgments

Q. Zheng thank G. Adesso for his insightful comments and discussions. This work is supported by the National Natural Science Foundation of China (Grants No. 11365006, No. 11347213, No. 11565010, No. 11422437, and No. U1530401), the 973 program (Grants No. 2014CB921403 and No. 2016YFA0301200), and the National Natural Science Foundation of Guizhou Province QKHLHZ[2015]7767.

Appendix A: Quantum coherence as resource

Let us first discuss the quantum coherence for a system with a finite-dimensional Hilbert space. In a prefixed finite basis $\{|k\rangle\}$ ($k = 0, 1, \dots, D$), any incoherent state can be written as $\sigma = \sum_k \sigma_k |k\rangle\langle k|$. Here $\sigma \in \mathfrak{J}$ with \mathfrak{J} being a set of incoherent states. Ref. [13] suggests that any proper measure of quantum coherence C in a finite Hilbert space must obey the following postulates: (a) $C(\rho) \geq 0$ for any quantum state ρ and $C(\rho) = 0$ iff $\rho \in \mathfrak{J}$; (b1) C is monotonic under all incoherent completely positive and trace-preserving maps Φ : $C(\rho) \geq C(\Phi(\rho))$; (b2) C is monotonic for average coherence under subselection based on measurement outcomes; (c) C is nonincreasing under the classical mixing of quantum states.

For a finite-dimensional density matrix $\rho = \sum_{i,j} \rho_{ij} |i\rangle\langle j|$, based on the relative entropy $S(\rho||\sigma) = \text{Tr}[\rho \log(\rho)] - \text{Tr}[\rho \log(\sigma)]$, the measure of coherence is given as [13] $C_{\text{ent}} = \min_{\sigma \in \mathfrak{J}} S(\rho||\sigma) = S(\rho_{\text{diag}}) - S(\rho)$, where $S(\rho) = -\text{Tr}(\rho \log \rho)$ is von-Neumann entropy, $\rho_{\text{diag}} = \sum_i \rho_{ii} |i\rangle\langle i|$ as the corresponding diagonal density matrix. It has been proved that this coherence quantifiers fulfill the above mentioned conditions (a), (b1), (b2) and (c).

Some relevant physical situations, such as quantum state of light, need the coherence theory of infinite-dimensional system. Up to now, this tricky question at least has been investigated by two groups in Refs. [59, 60]. In this paper, we will follow the framework of Ref. [60] to study the coherence of the cavity optomechanical system. The benefit of Ref. [60] is that the coherence for Gaussian state is expressed in the closed-form in terms of the covariance matrices and displacement vectors. This makes the related calculation relatively easy in practice as there is no need to cut off the Hilbert space to the finite dimension. And more importantly, it can be detected experimentally with the state of art set-up (more details are given in Sec. III D).

Now, we investigate the coherence of a single-mode Gaussian state. For a given bosonic mode \hat{b} with the commutation relation $[\hat{b}, \hat{b}^\dagger] = 1$, we can define the quadrature operators

$$\hat{q} = \hat{b} + \hat{b}^\dagger, \quad \hat{p} = i(\hat{b}^\dagger - \hat{b}) \quad (\text{A1})$$

supported in the Fock space $\{|n\rangle\}$. Denoting the collective operator $\hat{x} = (\hat{q}, \hat{p})$, for a Gaussian state ρ , it can be fully described by its first moment $\vec{d} = (d_1, d_2) = \text{Tr}(\rho\hat{x})$ and second moment (the so-called covariance matrix) $\mathbf{V} = \begin{pmatrix} V_{11} & V_{12} \\ V_{21} & V_{22} \end{pmatrix}$ with the elements defined as $V_{ij} = \langle \hat{x}_i \hat{x}_j + \hat{x}_j \hat{x}_i \rangle / 2 - \langle \hat{x}_i \rangle \langle \hat{x}_j \rangle$.

In Appendix A of Ref. [60], it has been proved that a one-mode Gaussian state is diagonal if and only if it is a thermal state in the Fock space. Based on this result, the coherence of any given one-mode Gaussian state $\rho(\mathbf{V}, \vec{d})$ is defined as [60]

$$C[\rho(\mathbf{V}, \vec{d})] = \inf_{\delta} S(\rho(\mathbf{V}, \vec{d}) || \delta) = -F(\nu) + F(2\bar{n} + 1). \quad (\text{A2})$$

Here δ denotes an incoherent Gaussian state, $\nu = \sqrt{\text{Det}(\mathbf{V})}$, $\bar{n} = (V_{11} + V_{22} + d_1^2 + d_2^2 - 2)/4$, and $F(x) =$

$\frac{x+1}{2} \log(\frac{x+1}{2}) - \frac{x-1}{2} \log(\frac{x-1}{2})$. Note that this measure is only valid for Gaussian state under the operation of the (incoherent) Gaussian channel. And the conditions of coherence (b1) and (b2) for finite-dimensional case are replaced by the following one [60]: $C(\rho) \geq C(\Phi_{\text{IGC}}(\rho))$ for any Gaussian state and incoherent Gaussian channel (IGC).

It is straightforward to generalize the above result to multi-mode Gaussian state. Here we are only interested in the two-mode Gaussian state, which is most relevant to the cavity optomechanical system to be discussed in Sec. III. The coherence of an arbitrary two-mode Gaussian state is given as [60]

$$C[\rho(\mathbf{V}, \vec{d})] = \sum_{i=1}^2 [-F(\nu_i) + F(2\bar{n}_i + 1)] \quad (\text{A3})$$

with ν_i ($i = 1, 2$) is the symplectic eigenvalue of \mathbf{V} and $\bar{n}_i = (V_{11}^{(i)} + V_{22}^{(i)} + (d_1^{(i)})^2 + (d_2^{(i)})^2 - 2)/4$ is determined by the i th-mode covariance matrix $\mathbf{V}^{(i)}$ and displacement vector $\vec{d}^{(i)}$.

-
- [1] P. A. M. Dirac, *The Principles of Quantum Mechanics* (Oxford University Press, Oxford, 1958).
- [2] J. J. Ma, B. Yadin, D. Girolami, V. Vedral, and M. Gu, *Phys. Rev. Lett.* **116**, 160407 (2016).
- [3] Y. Yao, X. Xiao, L. Ge, and C. P. Sun, *Phys. Rev. A* **92**, 022112 (2015).
- [4] A. Streltsov, U. Singh, H. S. Dhar, M. N. Bera, and G. Adesso, *Phys. Rev. Lett.* **115**, 020403 (2015).
- [5] M. Nielsen and I. Chuang, *Quantum Computation and Quantum Information* (Cambridge University Press, Cambridge, England, 2000).
- [6] R. Demkowicz-Dobrzanski and L. Maccone, *Phys. Rev. Lett.* **113**, 250801 (2014).
- [7] L. A. Correa, J. P. Palao, D. Alonso, and G. Adesso, *Sci. Rep.* **4**, 3949 (2014); J. Åberg, *Phys. Rev. Lett.* **113**, 150402 (2014); M. Lostaglio, D. Jennings, and T. Rudolph, *Nat. Commun.* **6**, 6383 (2015).
- [8] S. W. Li, C. Y. Cai, C. P. Sun, *Ann. Phys.* **360**, 19 (2015).
- [9] E. Collini, C. Y. Wong, K. E. Wilk, P. M. G. Curmi, P. Brumer, and G. D. Scholes, *Nature (London)* **463**, 644 (2010).
- [10] I. Marvian and R. W. Spekkens, *Nat. Commun.* **5**, 3821 (2014).
- [11] R. J. Glauber, *Phys. Rev.* **131**, 2766 (1963).
- [12] E. C. G. Sudarshan, *Phys. Rev. Lett.* **10**, 277 (1963).
- [13] T. Baumgratz, M. Cramer, and M. B. Plenio, *Phys. Rev. Lett.* **113**, 140401 (2014).
- [14] F. Levi and F. Mintert, *New J. Phys.* **16**, 033007 (2014).
- [15] I. Marvian and R. W. Spekkens, *New J. Phys.* **15**, 033001 (2013).
- [16] C.-M. Li, N. Lambert, Y.-N. Chen, G.-Y. Chen, and F. Nori, *Sci. Rep.* **2**, 885 (2012).
- [17] Z. Xi, Y. Li, and H. Fan, *Sci. Rep.* **5**, 10922 (2015); S. Du, Z. Bai, and Y. Guo, *Phys. Rev. A* **91**, 052120 (2015); X. Yuan, H. Zhou, Z. Cao, and X. Ma, *ibid.* **92**, 022124 (2015); Y. Peng, Y. Jiang, and H. Fan, *ibid.* **93**, 032326 (2016).
- [18] A. Winter and D. Yang, *Phys. Rev. Lett.* **116**, 120404 (2016).
- [19] E. Chitambar, A. Streltsov, S. Rana, M. N. Bera, G. Adesso, and M. Lewenstein, *Phys. Rev. Lett.* **116**, 070402 (2016); T. R. Bromley, M. Cianciaruso, and G. Adesso, *Phys. Rev. Lett.* **114**, 210401 (2015).
- [20] B. Yadin and V. Vedral, *Phys. Rev. A* **93**, 022122 (2016).
- [21] C. Radhakrishnan, M. Parthasarathy, S. Jambulingam, and T. Byrnes, *Phys. Rev. Lett.* **116**, 150504 (2016); E. Bagan, J. A. Bergou, S. S. Cottrell, and M. Hillery, *Phys. Rev. Lett.* **116**, 160406 (2016).
- [22] S. Luo, S. Fu, and C. H. Oh, *Phys. Rev. A* **85**, 032117 (2012).
- [23] A. E. Rastegin, *Phys. Rev. A* **93**, 032136 (2016).
- [24] M. H. Anderson, J. R. Ensher, M. R. Matthews, C. E. Wieman, and E. A. Cornell, *Science* **269**, 198 (1995); K. B. Davis, M. O. Mewes, M. R. Andrews, N. J. van Druten, D. S. Durfee, D. M. Kurn, and W. Ketterle, *Phys. Rev. Lett.* **75**, 3969 (1995).
- [25] J. Q. You, F. Nori, *Phys. Today* **58**, 42 (2005).
- [26] A. D. O'Connell, M. Hofheinz, M. Ansmann, R. C. Bialczak, M. Lenander, E. Lucero, M. Neeley, D. Sank, H. Wang, M. Weides, J. Wenner, J. M. Martinis, and A. N. Cleland, *Nature* **464**, 697 (2010).
- [27] M. Aspelmeyer, P. Meystre, and K. C. Schwab, *Phys. Today* **65**, 29 (2012).
- [28] M. Aspelmeyer, T. J. Kippenberg, and F. Marquardt,

- Rev. Mod. Phys. **86**, 1391 (2014).
- [29] I. Wilson-Rae, N. Nooshi, W. Zwerger, and T. J. Kippenberg, Phys. Rev. Lett. **99**, 093901 (2007); F. Marquardt, J. P. Chen, A. A. Clerk, and S. M. Girvin, *ibid.* **99**, 093902 (2007).
- [30] L. Tian, Phys. Rev. Lett. **110**, 233602 (2013); Y. D. Wang and A. A. Clerk, *ibid.* **110**, 253601 (2013).
- [31] Sh. Barzanjeh, M. Abdi, G. J. Milburn, P. Tombesi, and D. Vitali, Phys. Rev. Lett. **109**, 130503 (2012).
- [32] A. Kronwald, F. Marquardt, A. A. Clerk, Phys. Rev. A **88**, 063833 (2013).
- [33] E. E. Wollman, C. U. Lei, A. J. Weinstein, J. Suh, A. Kronwald, F. Marquardt, A. A. Clerk, K. C. Schwab, Science, **349**, 952 (2015).
- [34] K. Qu and G. S. Agarwal, Phys. Rev. A **91**, 063815 (2015).
- [35] A. H. Safavi-Naeini, J. Chan, J. T. Hill, Thiago P. Mayer Alegre, A. Krause, and O. Painter, Phys. Rev. Lett. **108**, 033602 (2012).
- [36] T. P. Purdy, R. W. Peterson and C. A. Regal, Science **339**, 801 (2013); J. D. Teufel, F. Lecocq and R. W. Simmonds, Phys. Rev. Lett. **116**, 013602 (2016).
- [37] J. Q. Liao and L. Tian, Phys. Rev. Lett. **116**, 163602 (2016).
- [38] Sh. Barzanjeh, S. Guha, C. Weedbrook, D. Vitali, J. H. Shapiro, and S. Pirandola, Phys. Rev. Lett. **114**, 080503 (2015).
- [39] K. Zhang, F. Bariani, and P. Meystre, Phys. Rev. Lett. **112**, 150602 (2014).
- [40] D. F. Walls and G. J. Milburn, *Quantum Optics* (Springer, Berlin, 2008).
- [41] C. W. Gardiner and P. Zoller, *Quantum Noise* (Springer, Berlin, 2000).
- [42] A. A. Clerk, M. H. Devoret, S. M. Girvin, F. Marquardt, and R. J. Schoelkopf, Rev. Mod. Phys. **82**, 1155 (2010).
- [43] R. Benguria, and M. Kac, Phys. Rev. Lett, **46**, 1 (1981).
- [44] Z. J. Deng, X. B. Yan, Y. D. Wang, and C. W. Wu, Phys. Rev. A **93**, 033842 (2016); W. Xiong, D. Jin, Y. Qiu, C. H. Lam, and J. Q. You, *ibid.* **93**, 023844 (2016); H. T. Tan, F. Bariani, G. X. Li, and P. Meystre, *ibid.* **88**, 023817 (2013).
- [45] W. J. Nie, Y. H. Lan, Y. Li, and S. Y. Zhu, Phys. Rev. A **86**, 063809 (2012).
- [46] X. W. Xu and Y. Li, Phys. Rev. A **91**, 053854 (2015).
- [47] M. Bhattacharya, P. L. Giscard, and P. Meystre, Phys. Rev. A **77**, 013827 (2008).
- [48] E. X. DeJesus and C. Kaufman, Phys. Rev. A **35**, 5288(1987).
- [49] M. J. Hartmann and M. B. Plenio, Phys. Rev. Lett. **101**, 200503 (2008).
- [50] M. Paternostro, D. Vitali, S. Gigan, M. Kim, C. Brukner, J. Eisert, and M. Aspelmeyer, Phys. Rev. Lett. **99**, 250401 (2007).
- [51] D. Vitali, P. Tombesi, M. J. Woolley, A. C. Doherty, and G. J. Milburn, Phys. Rev. A **76**, 042336 (2007).
- [52] A. Serafini, F. Illuminati and S. Siena, J. Phys. B **37**, L21 (2004).
- [53] D. Girolami, Phys. Rev. Lett. **113**, 170401 (2014).
- [54] U. Leonhardt, *Measuring the Quantum State of Light* (Cambridge Univ. Press, 2005).
- [55] D. Vitali, S. Gigan, A. Ferreira, H. R. Böhm, P. Tombesi, A. Guerreiro, V. Vedral, A. Zeilinger, and M. Aspelmeyer, Phys. Rev. Lett. **98**, 030405 (2007).
- [56] T. A. Palomaki, J. D. Teufel, R. W. Simmonds, and K. W. Lehnert, Science **342**, 710 (2013).
- [57] F. Lecocq, J. B. Clark, R.W. Simmonds, J. Aumentado, and J. D. Teufel, Phys. Rev. Lett. **116**, 043601 (2016).
- [58] J. Chan, T. P. Mayer Alegre, A. H. Safavi-Naeini, J. T. Hill, A. Krause, S. Groblacher, M. Aspelmeyer, and O. Painter, Nature **478**, 89 (2011).
- [59] Y. Zhang, L. Shao, Y. Li, and H. Fan, Phys. Rev. A **93**, 012334 (2016).
- [60] J. Xu, Phys. Rev. A **93**, 032111 (2016).
- [61] C. Weedbrook, S. Pirandola, R. Garcia-Patron, N. J. Cerf, T. C. Ralph, J. H. Shapiro, and S. Lloyd, Rev. Mod. Phys. **84**, 621 (2012).
- [62] A. Ferraro, S. Olivares, and M. G. A. Paris, *Gaussian States in Quantum Information*, Napoli Series on Physics and Astrophysics (Bibliopolis, Napoli, 2005).