

Quantifying the dynamical complexity of time series

Antonio Politi¹

¹*Institute for Complex Systems and Mathematical Biology, SUPA, University of Aberdeen, Aberdeen, UK*

(Dated: August 18, 2021)

A powerful tool is developed for the characterization of chaotic signals. The approach is based on the symbolic encoding of time series (according to their ordinal patterns) combined with the ensuing characterization of the corresponding cylinder sets. Quantitative estimates of the Kolmogoro-Sinai entropy are obtained by introducing a modified permutation entropy which takes into account the average width of the cylinder sets. The method works also in hyperchaotic systems and allows estimating the fractal dimension of the underlying attractors.

Since the discovery of deterministic chaos, the problem of distinguishing irregular deterministic from stochastic dynamics has attracted the interest of many scientists who have thereby proposed different approaches. In principle the Kolmogorov-Sinai (KS) entropy h_{KS} is the most appropriate indicator: it quantifies the growth rate of the number of distinct trajectories generated by a given dynamical system, when the length of the trajectories is increased [1]. In stochastic processes h_{KS} is infinite, while in deterministic chaotic systems, the Pesin formula implies that h_{KS} is smaller than or equal to the sum of the positive Lyapunov exponents (LEs) [2]. Unfortunately, it is difficult to obtain directly reliable estimates of h_{KS} . Its computation requires partitioning the phase space into cells (the atoms), so that any trajectory can be encoded as a suitable symbolic sequence. However, only generating partitions ensure a correct estimate of h_{KS} [3]: generic partitions give lower bounds, whose quality is a priori unknown. Effective procedures to construct generating partitions have been developed at most for two-dimensional maps (or, equivalently, for three-dimensional continuous-time attractors). They are based on the so-called primary homoclinic tangencies which have to be connected in a suitable order [4] (when the dynamics is dissipative) and symmetry lines which allow splitting the stability islands [5] (when the dynamics is Hamiltonian). In any case the procedure requires much work, including an accurate identification of the locally stable and unstable manifolds. Even worse, extensions to higher dimensions are not available.

Alternative approaches have been proposed, based on various types of symbolic encoding (see, e.g., [6–8]), none of which, goes, however, beyond two-dimensional maps. A particularly appealing method was proposed by Bandt and Pompe [9], who proposed to look at the relative ordering of sequentially sampled time series [9]. The growth rate k_P of the corresponding *permutation entropy* can be easily computed and is often used as a proxy for h_{KS} . The advantage of this approach is that symbolic sequences are obtained without the need of explicitly partitioning the phase space and can thus be used as a zero-knowledge approach for the analysis of experimental time series. In fact, the permutation entropy has been widely

used in many different contexts: see, e.g. [10–14]. In 1d and 1d-like maps, it has been proved that k_P is equal to h_{KS} [15, 16]. Unfortunately, even when k_P is expected to coincide with h_{KS} , it is affected by so strong finite-size corrections as to make extrapolations questionable. Given such difficulties, some researchers have proposed to use suitable combinations of different indicators to provide a sharper characterization of chaotic signals [17, 18]. However, such strategies do not go that far, as they basically rely on the same background information: the probability of the different symbolic sequences.

In this Letter, I show that substantial progress can be made by including in the analysis the “dispersion” among trajectories characterized by the same symbolic sequence. This information, which has been so far overlooked, does not only contribute to a better discrimination between stochastic and deterministic dynamics, but allows also obtaining quantitative estimates of h_{KS} even in dynamical systems characterized by more than one positive LE.

Models: Before starting the theoretical considerations and the numerical analysis, I introduce the four dynamical systems of increasing complexity used here as a testbed: (i) the Hénon map, for the usual parameter values ($z(t+1) = a - z(t)^2 + bz(t-1)$, with $a = 1.4$ and $b = 0.3$); (ii) one of the various versions of the Rössler model ($\dot{z}_1 = z_2 - z_3$; $\dot{z}_2 = z_1 + az_2$; $\dot{z}_3 = b + z_3(z_1 - c)$, with $a = 1/2$, $b = 2$, $c = 4$); (iii) a generalized 3d Hénon map (GH) ($z(t+1) = a - z(t-1)^2 - bz(t-2)$, with $a = 1.5$ and $b = 0.29$) [19]; (iv) the Mackey-Glass model ($\dot{z} = 2z(t - t_d)/[1 + z(t - t_d)^{10}] - z$, with $t_d = 3.3$).

I start recalling the concept of permutation entropy and introducing the relevant observables. Let $z(t)$ denote a scalar variable that is assumed to be sampled every T time units, so that $z_n = z(t = Tn)$. Next, consider a moving time window of length m . An example is given in Fig. 1: the top red curve is a piece of trajectory of the Mackey-Glass system, while the green dots represent the sampled points (a window of length $m = 6$ is there considered, with $T = 1$). Such a specific sequence is encoded as (3,2,1,5,4,6): each single number denotes the ordinal position (from the smallest to the largest point within the window itself), so that the “1” in position 3 means that the third element within the window is the

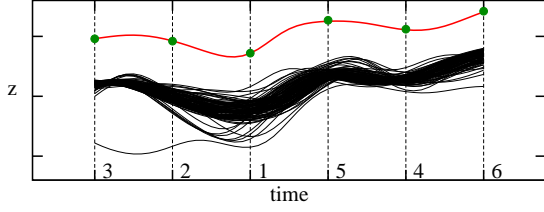


FIG. 1. 100 trajectories of the Mackey-Glass model characterized by the same ordinal pattern (3,2,1,5,4,6) (see the text for a detailed explanation). The dashed vertical lines identify the sampling times, when the signal is measured. One of the trajectories is arbitrarily shifted to better show the ordering of the sampled points (see the green dots).

smallest one. The trajectories can be grouped according to their symbolic sequence. Given the probabilities p_i of all the sequences of length m , one can determine the “permutation entropy” $K_P(m) = -\langle \log p_i \rangle$. Its growth rate $k_P = (K_P(m+1) - K_P(m))/T$ is often used as a proxy for h_{KS} .

Let me now focus on trajectories that are compatible with the same i th symbolic sequence. In Fig. 1, I have plotted 100 randomly sampled elements, all encoded as (3,2,1,5,4,6) (the scale is irrelevant). They are basically grouped around a “cylinder” of variable width: the dispersion of $z_i(j)$ ($1 \leq j \leq m$) measures the uncertainty in the position j , for the given i th symbolic sequence. Here below I show that the information on the z -dispersion can be profitably used to characterize a time series. There are different ways to quantify the dispersion. I propose to use the standard deviation $\sigma_i(j)$ of the variable z measured in the j th position of the window corresponding to the i th sequence. Simulations show that $\sigma_i(j)$ strongly varies with i ; it is therefore necessary to average this observable over the elements of the partition: for reasons that will become clear later, I propose to average its logarithm. The results for the Hénon map are reported in Fig. 2 for different values of the window length m (after rescaling m to unit length). The average $\langle \ln \sigma_i(j) \rangle$ is computed by weighting each sequence according to its probability p_i . As one can see, it varies along the window and, more important, it decreases upon increasing m .

This is not accidental. In Fig. 3 I plot the dependence of $\langle \ln \sigma_i(m) \rangle$ on the window length for the above mentioned dynamical systems. Straight lines correspond to a power-law decrease of σ . The dashed line, drawn for reference, corresponds to a $1/m^2$ dependence, a behavior approximately followed in all of the deterministic models.

For the sake of comparison, I have also plotted the results for a stochastic signal: the linear process $z(t+1) = \gamma z(t) + \xi(t)$, where $\xi(t)$ is a random number uniformly distributed within $[-0.5, 0.5]$ and $\gamma = 1/2$ (see the upper solid line, whose slope is smaller than $1/2$). This figure provides a first evidence of the usefulness of the cylinder width σ : it allows distinguishing deterministic, from

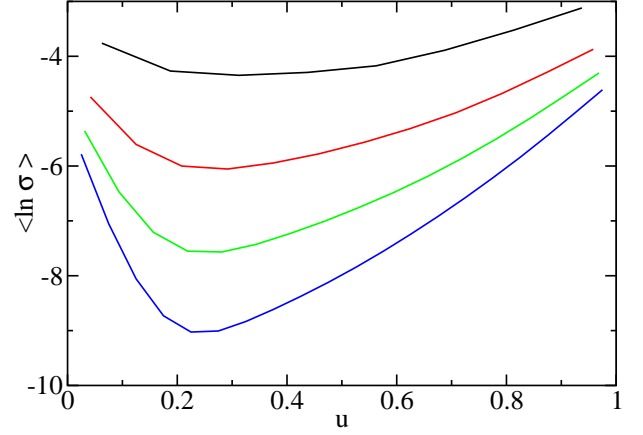


FIG. 2. Average cylinder width of the Hénon maps for $m = 8, 12, 16$ and 20 (from top to bottom). The window length is rescaled to allow for a clearer comparison ($u = (j - 1/2)/m$)

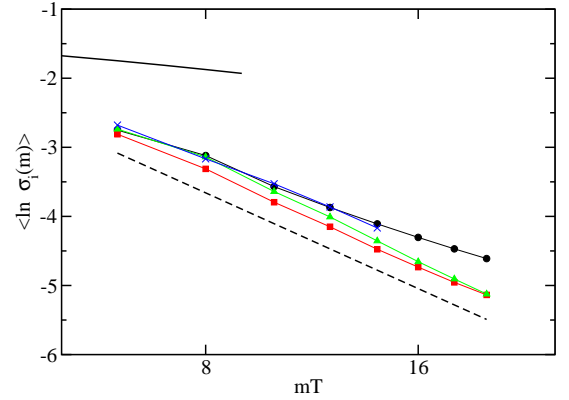


FIG. 3. The average logarithm of the dispersion $\sigma_i(m)$ in the last element of a window of length m for various dynamical systems. Circles, squares, triangles and crosses refer to the Hénon map, Rössler attractor, GH map, and Mackey-Glass, respectively. The upper solid curve corresponds to a linear stochastic process (see the text), while the dashed line illustrates a $1/m^2$ decrease.

stochastic signals. However, in this Letter rather than further exploring this point I wish to focus on a different application of σ , which makes it possible to obtain accurate estimates of h_{KS} .

In this perspective, it is necessary to recall the definition of Kolmogorov-Sinai entropy. Consider an N -dimensional variable $\mathbf{x}(t)$ which evolves in time and denote with \mathbf{C}_i a cylinder in $\mathbb{R}^N \times \mathbb{R}$ of width ε_i and time length τ , centered around some trajectory $\mathbf{x}(t')$ for $t < t' < t + \tau$; let also $p_i(\varepsilon_i, \tau)$ denote the probability that a generic trajectory of length τ is fully contained in \mathbf{C}_i . By then covering $\mathbb{R}^N \times [t, t + \tau]$ with non-overlapping cylinders of width ε_i (for reasons that will become clear later on, I assume that the various cylinders may have different widths), one can introduce the entropy $H(\varepsilon, \tau) = -\langle p_i \ln p_i(\varepsilon_i, \tau) \rangle$ (ε without subscripts denotes

a generic average width) and thereby the Kolmogorov-Sinai entropy as

$$h_{KS} = - \lim_{\varepsilon \rightarrow 0} \lim_{\tau \rightarrow \infty} \frac{H(\varepsilon, \tau)}{\tau}, \quad (1)$$

where the infinite-time limit is to be taken first. The $\varepsilon \rightarrow 0$ limit is needed to avoid underestimations of h_{KS} (as mentioned in the introduction, this is not required in the case of generating partitions). From a computational point of view, it is convenient to determine the *derivative*

$$h = [H(\varepsilon, \tau + \Delta) - H(\varepsilon, \tau)]/\Delta$$

as it converges faster than H/τ for increasing τ .

The (Pesin) relationship between h_{KS} and the Lyapunov exponents is based on the formula (see e.g. [20])

$$p_i(\varepsilon_i, \tau) \approx \varepsilon_i^{D_i} \exp[-\Lambda_i \tau]$$

where D_i and Λ_i are the fractal dimension and the sum of the positive finite-time Lyapunov exponents associated with the i th symbolic sequence [21]. Upon averaging over all cylinders, one obtains

$$H(\varepsilon, \tau) = -D \langle \ln \varepsilon_i \rangle + \Lambda \tau \quad (2)$$

where D is the information dimension and Λ the sum of the usual positive Lyapunov exponents. The presence of the LE implies that the limit $\varepsilon \rightarrow 0$ has been taken, since, by definition, they refer to infinitesimal perturbations. Eq. (2) implies that $h = \Lambda$, which is nothing but Pesin formula.

By now going back to the permutation entropy, we can identify $H(\varepsilon, \tau)$ with $K_P(\sigma, mT)$, provided that a meaningful mapping between ε_i and σ_i is established. Rigorously speaking, ε_i is determined in the original N -dimensional phase space, while σ_i refers to the measured, scalar, variable. However, we can safely identify the two observables, since the embedding theorem proved by Takens [22], ensures the existence of a one-to-one mapping between the original and the embedding variables (at least when the window length m is sufficiently large). In the context of the permutation entropy, the widths σ_i are not given a priori, but self-determined by the ordering procedure and depend on the symbolic sequence: this is the reason why, from the very beginning, I have introduced a subscript to denote the width ε_i . In order to complete the identification of ε_i with $\sigma_i(j)$, one should notice that the latter indicator depends on j , i.e. on the position along the window where it is determined. The theoretical argument invoked to derive the Pesin formula requires that ε_i is the maximal distance between two trajectories characterized by the same symbolic sequence. Accordingly, I propose the identification of $\sigma_i(m)$ with ε_i , since in all cases I have investigated the maximal cylinder width is attained in the last m th position [23].

The most important property of $\sigma_i(m)$ is that it decreases upon increasing the window length (look back at

Fig. 3). This implies that ε_i in Eq. (2) does depend on τ (or, equivalently, on m) and this invalidates the direct connection between k_P and Λ (and thereby with h_{KS}). A clean relationship can be re-established by introducing the relative permutation entropy

$$\tilde{K}_P(m) = K_P(m) + D \langle \log \sigma_i(m) \rangle, \quad (3)$$

where I have made it explicit that σ depends on time. The derivative $\tilde{k}_P = [\tilde{K}_P(m+1) - \tilde{K}_P(m)]/T$, is cleansed of the spurious time dependence of the cylinder-widths and thus provides a reliable estimate of h_{KS} . Notice that the structure of Eq. (3) justifies the choice of averaging the logarithm of σ_i .

Validation: I have tested the above theoretical considerations in four different models. The results are summarized in Fig. 4. I start from the Hénon map, whose analysis is plotted in panel (a). In this case, there is only one positive LE, $\lambda_1 \approx 0.4192$, so that h_{KS} coincides with λ_1 . The fractal (information) dimension D , is equal to $1.258\dots$, as obtained from the Kaplan-Yorke formula. The derivatives k_P and \tilde{k}_P reported in Fig. 4a are both determined by referring to a time interval Δ equal to 2. The results indicate that \tilde{k}_P , provides relatively accurate estimates already for $\tau = 9$ (here $m = \tau$). The second model I have studied is the Rössler attractor, selecting the parameter values in such a way that the dynamics is not phase-coherent, to make the attractor as different as possible from that of the Hénon map. Since time is continuous, it is necessary to fix the sampling interval T . I have chosen $T = 1$, which is about 1/8th of the main periodicity, but allows for an appreciable variation of z_1 (up to 1/5 of its whole range). In this case, there is again only one positive LE ($\lambda_1 \approx 0.1208$), but also a vanishing one, which does not contribute to the KS-entropy, but indirectly to the correction term, affecting the dimension which is $D \approx 2.05$. The results are plotted in Fig. 4b. The red curve and the blue circles have been obtained by sampling $z_1(t)$, while the green curve and the stars correspond to $z_3(t)$. The mutual agreement proves the robustness of the approach: there is no problem of variable selection. Once again, the asymptotic value of the KS-entropy is achieved for $m = \tau = 10$, where the permutation-entropy estimates are still five times larger than expected.

Next, I turned my attention to another discrete-time system, the GH map, where there are two positive Lyapunov exponents ($\lambda_1 \approx 0.1179$, $\lambda_2 \approx 0.0577$), so that the KS-entropy is $0.1756\dots$ while the dimension is $D \approx 2.12$. Also in this case, \tilde{k}_P exhibits a convincing agreement with the theoretical expectations. Being scrupulous, for $m = 13$ there are still deviations of order 25% (to be, however, compared with the 6-times larger overestimation of the traditional method). Finally, I have studied the Mackey-Glass equation. This is a model with delayed interactions, i.e. the phase-space is infinite dimensional. For the parameter value I have selected there

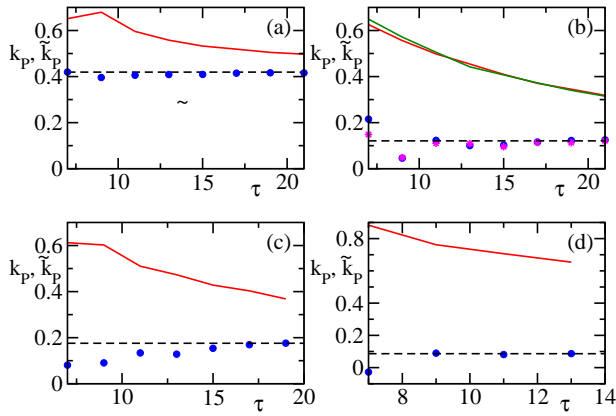


FIG. 4. Finite-size estimates of the Kolmogorov Sinai entropy. The solid curves correspond to the derivative k_P of the permutation entropy; symbols to the derivative \tilde{k}_P of the relative entropy 3. The four panels report the results for different models: (a) Hénon map, (b) Rössler attractor, (c) GH map; (d) Mackey-Glass model. In all cases the horizontal black dashed line corresponds to the KS-entropy estimated as the sum of the positive Lyapunov exponents.

are two positive LEs ($\lambda_1 \approx 0.0617$, $\lambda_2 \approx 0.0234$) so that $h_{KS} \approx 0.0862$, and the Kaplan-Yorke dimension is $D \approx 3.73$. By looking at Fig. 4d, one can see that a remarkable agreement is found already for $\tau = 9$ (also in this case the sampling time T has been fixed equal to 1).

Altogether, the time-dependence of the cylinder width helps to resolve an ostensible paradox: finite partitions typically tend to underestimate the KS-entropy, because they are unable to discriminate all different trajectories. Nevertheless, the permutation entropy overestimates h_{KS} : this is because part of the entropy increase is a spurious effect induced by the implicit refinement of the phase-space partition. The modified definition herein proposed gets rid of such a contribution.

The dependence of $\langle \log \sigma_i(m) \rangle$ on m reported in Fig. 3 shows that σ decreases as a power law, $\sigma \approx m^{-\gamma}$ with γ close to 2. By combining this observation with the assumption that this is the major source of finite-size corrections (at least in a suitable range of m values), one can claim that $\tilde{K}_P(m) = K_0 + \Lambda m$ and thereby write

$$K_P(m) = K_0 + \Lambda m + D\gamma \ln m.$$

This equation, at the same time, suggests that the derivative itself of the standard permutation entropy eventually converges to Λ , but also that it is affected by strong (logarithmic in the window length) corrections. They make the estimation of the asymptotic value prohibitive.

In this Letter I have shown that reliable estimates of h_{KS} are obtained without the need of explicitly partitioning the phase space, but this requires the knowledge of the fractal dimension D . Now I show that this obstacle can be overcome when the major source of finite-size corrections is the above mentioned logarithmic term. With

reference to Eq. (3), I replace D with an unknown parameter d and thereby introduce $\tilde{K}_P(m, d)$ ($\tilde{K}_P(m, 0)$ coincides with the usual permutation entropy). So long as $d < D$, the derivative $\tilde{k}_P(m, d)$, converges to the asymptotic value from above, while a convergence from below is expected when $d > D$. Therefore, one can hope to estimate D as the critical d -value such that $\tilde{k}_P(m, d)$ is independent of m . With this idea in mind, one can go to the initial data and determine $\tilde{k}_P(m, d)$ in a suitable range of m values for different d -values. A linear fit of the last seven points for the Hénon and Rössler attractors shows that the average derivative of $\tilde{k}(m, d)$ changes sign for $d \approx 1.13$ and $d \approx 1.9$, respectively. For the GH map, the change of sign occurs for $d \approx 1.56$, while for the Mackey Glass model, I obtain $d \approx 3.8$. All values are close to the expected estimates of the dimension, with the exception of the generalized Hénon map, whose dimension is underestimated by about 0.6. This is understandable, since from Fig. 4c one can see that such a dynamical system is the only one where the convergence of \tilde{k}_P is not perfect. The reason is probably due to a slow convergence of the dimension itself to its asymptotic value: in other words, it is reasonable to interpret the value $d = 1.56$ as the *effective* dimension of the attractor on the scales that are accessed by the numerical analysis. A more detailed study is, however, required to validate this conjecture.

Altogether, I have shown that the dispersion of trajectories characterized by the same ordinal sequences contains important information which helps to estimate the Kolmogorov-Sinai entropy through a modified permutation entropy even in the case multiple positive Lyapunov exponents. The same approach can be used as a zero-knowledge tool to determine the effective dimension over the accessible resolution scales. All of these results are possible because the increase of the window length corresponds to the simultaneous increase of both the embedding dimension [24] and of the resolution in phase space. I am confident that this method can be profitably extended to mixed signals characterized by a combination of determinism and randomness. The scaling behaviour of the cylinder width reported in Fig. 3 represents a first encouraging step in that direction.

The author wishes to acknowledge G. Giacomelli, M. Mulansky, and L. Ricci for early discussions.

-
- [1] Ya. Sinai, Scholarpedia **4**(3), 2034 (2009).
 - [2] Ya. B. Pesin, Russ. Math. Surv. **32**, 55 (1977).
 - [3] J.-P. Eckmann and D. Ruelle, Rev. Mod. Phys. **57**, 617 (1985).
 - [4] P. Grassberger and H. Kantz, Phys. Lett. A **113**, 235 (1985).
 - [5] P. Christiansen and A. Politi, **109**, 32 (1997).
 - [6] M.B. Kennel and M. Buhl, Phys. Rev. Lett. **91**, 084102

- (2003).
- [7] Y. Hirata, K. Judd, and D. Kilminster, Phys. Rev. E **70**, 016215 (2004).
 - [8] M. Buhl and M.B. Kennel, Phys. Rev. E, **71** 046213 (2005).
 - [9] C. Bandt and B. Pompe, Phys. Rev. Lett. **88**, 174102 (2002).
 - [10] Y. Cao, W.W. Tung, J.B. Gao, V.A. Protopopescu, and L.M. Hively, Phys. Rev. E 70, 046217 (2004).
 - [11] M. Staniek and K. Lehnertz, Int. J. Bifurcation Chaos, **17**, 3729 (2007).
 - [12] M. Zanin, L. Zunino, O.A. Rosso, D. Papo, Entropy, **14**, 1553 (2012).
 - [13] C. Quintero-Quiroz, S. Pigolotti, M.C. Torrent, C. Massoller, New J. Phys. **17**, 093002 (2015).
 - [14] P.J. Weck, D.A. Schaffner, M.R. Brown, and R.T. Wicks, Phys. Rev. E **91**, 023101 (2015).
 - [15] C. Bandt, G. Keller, and B. Pompe, Nonlinearity, **15**, 1595 (2002).
 - [16] J.M. Amigó, B. Kennel, and L. Kocarev, Physica D **210**, 77 (2005).
 - [17] R. López-Ruiz, H.L. Mancini, and X. Calbet, Phys. Lett. A **209**, 321 (1995).
 - [18] O.A. Rosso, H.A. Larrondo, M.T. Martin, A. Plastino, and M.A. Fuentes, Phys. Rev. Lett. **99**, 154102 (2007).
 - [19] Initial conditions which lie in the (small) basin of attraction are: $z(0) = -0.07$, $z(1) = 0$, $z(2) = 0.07$.
 - [20] A. Pikovsky and A. Politi, *Lyapunov exponents* (CUP, 2016).
 - [21] Generic systems are “multifractal”, i.e. are characterized by a spectrum of different dimensions and LEs.
 - [22] F. Takens, in *Dynamical Systems and turbulence*, D.A. Rand and L.-S. Young eds., 366 (Springer, London 1981).
 - [23] Simulations of other models suggest that this is always true in deterministic models, while no position dependence is found in purely stochastic systems.
 - [24] H. Kantz and Th. Schreiber, *Nonlinear time series analysis*, (CUP, Cambridge 2004).