

Hyperluminal Signatures in the Afterglows of Gamma-Ray Bursts 980425 and 030329

Shlomo Dado¹, Arnon Dar¹, A. De Rújula^{2,3}

1) *Physics Department, Technion, Haifa, Israel*

2) *Theory Division, CERN, Geneva, Switzerland*

3) *IFT, Universidad Autónoma, Madrid, Spain*

The late-time high-resolution X-ray and radio observations of GRB980425/SN1998bw, the closest known gamma ray burst (GRB) associated with a supernova (SN) explosion, may have resolved the hyperluminal source that produced the GRB and its afterglow. Its hyperluminal speed $\sim 350c$ is consistent with that expected in the cannonball (CB) model of GRBs. The observed superluminal expansion of the late-time radio image of GRB030329/SN2003dh, the GRB with the brightest and longest followed up radio afterglow to date, is also consistent with that expected in the CB model of GRBs and it extrapolates to an apparent early-time hyperluminal motion.

PACS numbers: 98.85Bh,98.85Nv,98.85Pw

The large cosmological distances of long duration GRBs were first indicated by observations with the Compton Gamma Ray Observatory (CGRO) shortly after its launch [1]. Combined with the very short rise-time of the GRB pulses it implied an implausibly large energy release in gamma-rays from a very small volume, if the emission was isotropic, as assumed in the original fireball models of cosmological GRBs [2]. A simple solution of this “energy crisis” was that GRBs are not isotropic, but are narrowly beamed along the direction of motion of the highly relativistic jets, which produce them [3]. It was also suggested [3] that such jets are a succession of plasmoids of ordinary matter, similar to those launched in Galactic microquasars [4], but with much larger initial bulk motion Lorentz factor $\gamma(0)$. Presumably, they are launched in mass accretion episodes onto the newly formed compact object in stripped-envelope supernova explosions, in merger of compact stars (neutron stars, quark stars, black holes) in close binaries, and in phase transition of compact stars following cooling, loss of angular momentum, or mass accretion episodes [5]. It was further suggested that the GRB pulses are produced by inverse Compton scattering (ICS) of external ambient light by the electrons in the plasmoids [3].

The “smoking gun” signatures of the ICS production mechanism of GRBs by such highly relativistic narrow jets are [3] a very large polarization, $P \approx 2\theta^2\gamma^2/(1 + \theta^4\gamma^4) \sim 100\%$, and early-time hyperluminal velocity (very large apparent superluminal velocity, $V_{app} \sim \gamma(0)c/(1+z) \gg 100$) in the plane of the sky for the most probable viewing angle $\theta \approx 1/\gamma(0)$ of GRBs at large redshifts. But, unlike the gamma ray-polarization, the hyperluminal velocity during the GRB pulses seemed at the time impossible to detect, because of the short duration, the large cosmological distances, and the poor localization of GRBs. The discovery of GRB afterglow [6] at longer wavelengths, which continues long after the GRB, opened the possibility to detect the large superluminal velocities of the decelerating jets that allegedly produce the narrowly beamed GRB afterglows [7,8].

The radio afterglow of GRB980425, the closest GRB with a known redshift ($z = 0.0085$), and the radio afterglow of the relatively nearby GRB030329 ($z = 0.1685$), the brightest radio afterglow of a GRB detected to date, have offered the best opportunities to look for the hyperluminal signature [9] of the highly relativistic narrow jets, which according to the cannonball (CB) model of GRBs produce both the GRBs [3] and their afterglows [7]. To the best of our knowledge, this has been overlooked in the late-time high resolution X-ray and radio observations of SN1998bw/GRB980425 [10].

In the case of SN2003dh/GRB030329, the observed late-time superluminal expansion of their radio image [11] indicates a hyperluminal expansion when extrapolated to early time ($t \ll 1$ day). These observations were compared [11] to predictions of the CB model of GRBs [12], which at the time were based on the assumption of jet-deceleration by elastic scattering of the medium in front of it [13] (“collisionless shock” in the standard fireball models). This assumption did not reproduce well enough the observations of [11] and was replaced in the CB model a decade ago with the assumption of CB deceleration by plastic collision with the medium. The model was extensively confronted with the mounting observational data on GRBs and their afterglows. It did not only successfully reproduce the main properties and the detailed light-curves of GRB pulses and GRB afterglows, but its major falsifiable predictions (those which do not depend on free adjustable parameters and/or multiple choices) were confirmed by many observations [14]. The only exception so far, has been claimed in [11].

In this letter, we present an updated analysis of the late-time X-ray and radio observations of SN1998bw/GRB980425 [10] and SN2003dh/GRB030329 [11], which provides evidence –consistent with that predicted by the CB model– for a hyperluminal motion of the source of the afterglows of GRB980425 and GRB030329 relative to their parent supernovae.

Superluminal motion of CBs: The velocity in the plane of the sky of a light-source moving at redshift z

with a velocity $v = \beta c$ at an angle θ relative to the line of sight is given by [15]

$$V_{app} = \beta \gamma \delta \sin \theta c / (1 + z), \quad (1)$$

where $\gamma = 1/\sqrt{1 - \beta^2}$ is its bulk motion Lorentz factor, and $\delta = 1/\gamma(1 - \beta \cos \theta)$ is its Doppler factor. For a given β , V_{app} as a function of θ has a maximum $\beta \delta c / (1 + z)$ at $\sin \theta = 1/\gamma$.

If the light source is a highly relativistic CB with $\gamma^2 \gg 1$ and $\theta^2 \ll 1$, its Doppler factor is well approximated by $\delta \approx 2\gamma/(1 + \gamma^2 \theta^2)$, and Eq.(1) becomes

$$V_{app} \approx 2\gamma^2 \theta c / (1 + \gamma^2 \theta^2)(1 + z). \quad (2)$$

Ordinary GRBs are produced by highly relativistic CBs with a viewing angle that satisfies $\gamma_0 \theta \approx 1$ where $\gamma_0 = \gamma(t = 0)$. Consequently, they have a superluminal speed $V_{app} \sim \gamma c / (1 + z)$, while CBs viewed far off axis, i.e., CBs with $\gamma_0^2 \theta^2 \gg 1$, have

$$V_{app} \approx 2c/\theta(1 + z). \quad (3)$$

Deceleration of such CBs decreases their γ and reduces their V_{app} . For $\gamma \approx 1/\theta$,

$$V_{app} \approx c/\theta(1 + z) \quad (4)$$

and when $\gamma^2 \theta^2 \ll 1$,

$$V_{app} \approx 2\gamma^2 \theta c / (1 + z). \quad (5)$$

Hyperluminal signature in GRB980425? Kouveliotou et al. [10] reported X-ray observations of the environs of SN1998bw/GRB980425 on day $t_1 = 1281$ post GRB with the Chandra X-Ray Observatory (CXO). The observations resolved two declining point-like sources, S1a and S1b. The location of S1a coincided with the radio location of SN1998bw. The second point-like source S1b was located $\Delta\theta_1 = 2.04'' \pm 0.30''$ away from SN1998bw. It was suggested to be an ultraluminous X-ray (ULX) transient at a much larger redshift [10].

A weak radio source was detected by Soderberg et al. [10] at $1.7''$ west and $3.1''$ north of the position of SN1998bw with the Australia Telescope Compact Array (ATCA) on day $t_2 = 2049.19$ post GRB980425. The authors pointed out that the source was too bright to be due to thermal emission from the complex of HII regions in this area [10], and that it could be the radio counterpart of the transient X-ray source (S1b) detected by Kouveliotou et al. [10]. However, in that case, the radio location of S1b 2049.19 days after GRB980425 at $\Delta\theta_2 = 3.54''$ from SN1998bw moved $1.5'' \pm 0.30''$ farther away from its sky location on day 1281.

If S1b was launched by SN1998bw, and 2049.19 days later its radio emission was observed at $\Delta\theta_2 = 3.54''$, its average velocity in the plane of the sky must have been

$$\langle V_{app} \rangle = D_L(bw) \Delta\theta_2 / t_2 \approx 355c, \quad (6)$$

where $D_L(bw) = 35.6$ Mpc is the angular distance to SN1998bw, assuming, as hereafter, a standard cosmology with $H_0 = 71$ km/s/Mpc, $\Omega_M = 0.27$, and $\Omega_\Lambda = 0.73$. By day 1281, such a source should have reached an angular displacement of $\Delta\theta \approx (1281/2049.19) 3.54'' = 2.21''$ from SN1998bw, consistent with the observed displacement $\Delta\theta_1 = 2.04'' \pm 0.30''$ of S1b.

Could S1b be the ‘‘hyperluminal’’ CB that produced the single-pulse GRB980425 and its afterglow?

In the CB model, GRBs and their afterglows are produced by CBs with $\gamma \gg 1$ and $\theta \ll 1$. Ordinary GRBs are viewed from small angles ($\theta^2 \gamma_0^2 \lesssim 1$), while low-luminosity GRBs and XRFs are ordinary GRBs viewed from larger angles, $\theta^2 \gamma_0^2 \gg 1$. This interpretation of low-luminosity GRBs and XRFs [9,13] is based on the fact that while ordinary GRBs, low-luminosity GRBs and XRFs all appear to be produced by broad-line stripped-envelope SNeIc very similar to SN1998bw, their isotropic equivalent energies E_{iso} are orders of magnitude smaller than those of ordinary GRBs. For example, SN1998bw, which produced the low-luminosity GRB 980425 [16] with $E_{iso} \approx 8 \times 10^{47}$ erg [17] was very similar to SN2013cq [18], which produced the very bright GRB130427 with $E_{iso} \approx 8.5 \times 10^{53}$ erg. Moreover, the short lifetime of the massive stars that die as SNeIc and the SN-GRB/XRF association yield observed rates of GRBs, low-luminosity GRBs and XRFs that are all proportional with the same proportionality constant to the star formation rate, when their viewing-angles and the detection threshold are properly taken into account [19].

In the CB model, GRBs are produced by inverse Compton scattering of glory light –the light halo formed around the progenitor star by scattered light from pre-supernova ejections– by the electrons enclosed in the CBs. The low-luminosity GRB980425 was a single-pulse GRB [20]. In the CB model, the pulse was produced by a single CB viewed far off axis [9,13]. Its superluminal velocity, given by Eq.(3), depends only on its viewing angle, as long as $\gamma^2 \theta^2 \gg 1$. This angle can be estimated in three ways: from the peak energy E_p of the time-integrated spectrum of the single pulse of GRB980425 in the ‘‘GRB rest frame’’, from the duration of this pulse, and from the light curve of the X-ray afterglow.

The peak energy E'_p of the time integrated spectrum of a GRB pulse in the rest-frame of the exploding star (indicated by a prime) is given by [13] $E'_p = \gamma_0 \delta_0 \langle \epsilon_\gamma \rangle$ where $\langle \epsilon_\gamma \rangle$ is the mean energy of the photons of the glory surrounding the exploding star. If GRBs are viewed from different angles but their CBs and glory are otherwise approximate standard candles (of similar mean $\langle \epsilon_\gamma \rangle$ and γ_0) the product $\gamma_0 \theta$ in the far off-axis GRB980425 satisfies

$$\gamma_0^2 \theta^2 \approx 2 \langle E'_p \rangle / E'_p, \quad (7)$$

where $E'_p = 55 \pm 15$ keV is the peak energy of GRB980425 [17], and $\langle E'_p \rangle$ is the mean peak energy of ordinary GRBs, viewed from an angle $\theta \sim 1/\gamma_0$. The 85 ordinary GRBs ($E_{iso} > 10^{52}$ erg) with measured E'_p listed in [17], have a mean value $\langle E'_p \rangle = 563 \pm 114$ keV. Hence, Eq. (7) yields

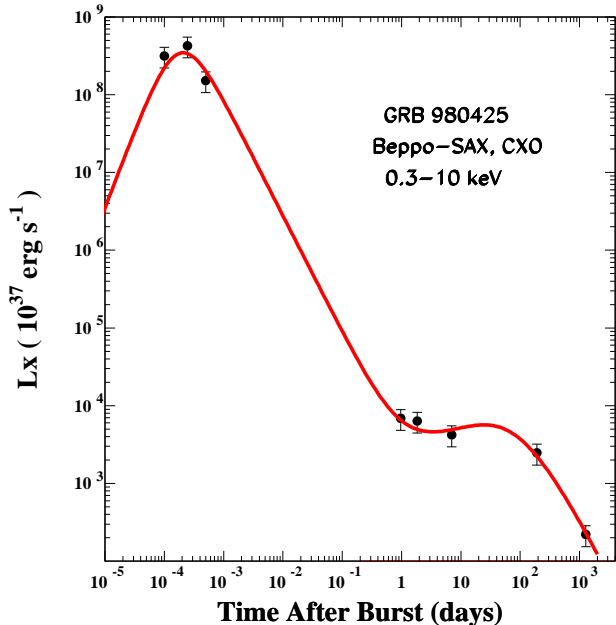


FIG. 1: The 0.3-10 keV X-ray light-curve of GRB980425/SN1998bw measured by Beppo-SAX [10] (first 7 points). The last point at 1281 days corresponds to the source S1b resolved by CXO [10]. The line is the CB model best fit light-curve of the prompt single pulse and afterglow of GRB980425.

$\gamma_0 \theta \approx 4.5 \pm 0.7$. This value and the CB model best estimate, $\langle \gamma_0 \rangle \approx 700$, from analyses of hundreds of GRBs [19], imply that the viewing angle of GRB980425 was $\theta \approx (6.5 \pm 1.0) \times 10^{-3}$.

An estimate based on the measured 30-500 keV light curve of the single pulse GRB980425 [20] yields a similar value of θ : In the CB model, the observed full width at half maximum, Δt , of a single pulse in a GRB is proportional to $\gamma \delta / (1+z)$. Consequently,

$$\gamma_0^2 \theta^2 \approx (\Delta t / 1.0085) / (\langle \Delta t / (1+z) \rangle). \quad (8)$$

The single pulse of GRB980425 in the energy band 30-500 keV, measured with BATSE aboard the CGRO, had $\Delta t \approx 13$ s [20]. The resolved single pulses of ordinary GRBs with known redshift, have $\langle \Delta t / (1+z) \rangle \approx 2.2$ s in the Swift energy band. Consequently, for GRB980425 [21], Eq. (8) yields $\gamma_0 \theta \approx 3.44$ and $\theta \approx 4.9 \times 10^{-3}$.

The CB model fit to the 0.3-10 keV X-ray light-curve of GRB980425 shown in Fig.1 yields $\gamma_0 \theta \approx 3.54$.

The above three estimates yield a mean value $\theta \approx 5.5 \times 10^{-3}$. If the source S1b was launched in the SN1998bw explosion and maintained $\gamma^2 \theta^2 \gg 1$ until day 2049.19, its superluminal velocity $V_{app} \approx 355 c$ must have satisfied Eq.(4), which implies $\theta = 5.7 \times 10^{-3}$ consistent with the above three independent CB model estimates. But, did the CB satisfy the condition $\gamma^2 \theta^2 \gg 1$?

The path-length of a highly relativistic CB of baryon number N_b and radius R that decelerates from an initial

$\gamma_0^2 \theta^2 \gg 1$ to $\gamma^2 \theta^2 = 1$ by sweeping in the matter of an external medium with a constant baryon density n , is:

$$L \approx 4 \gamma_0^2 t_d c [\gamma_0^2 \theta^2 - 1], \quad (9)$$

where $t_d = (1+z)N_b / 8\pi n R^2 c \gamma_0^3$. The values $\gamma_0 \theta = 3.54$ and $t_d = 0.28 d$ obtained from the best fit CB model light-curve (Fig.1) to the X-ray light-curve of GRB980425, and $\gamma_0 = 700$, yield $L \approx 5$ kpc. This is ~ 100 times larger than the thickness of the disk of the face-on dwarf galaxy ESO 184-G82E, the host of GRB980425 [23]. Therefore, we conclude that the CB, launched in SN1998bw and generating GRB980425 and its afterglow, still retained $\gamma_0^2 \theta^2 \gg 1$ on days 1281 and 2049.19 post-GRB when it moved through the halo of its host galaxy into the intergalactic space. Hence, its superluminal speed was $V_{app} \approx (2/\theta)c \approx 351 c$, consistent with $V_{app} \approx 353 c$ of the S1b source observed by Chandra [10] in X-rays on day 1281, and by ATCA [10] in radio on day 2049.19.

Hyperluminal signature in GRB030329. The relative proximity ($z=0.1685$) of GRB030329 and its record-bright radio afterglow made possible its record long, high resolution follow-up observations with the Very Long Baseline Array (VLBA) and the Global Very Long Baseline Interferometry (VLBI) Array, until 3018.2 days post GRB [11]. Assuming a disk shape, the radio image of GRB030329/SN2003dh was fit with a circular Gaussian of diameter $2 R_\perp(t)$ yielding a mean apparent expansion [11],

$$\langle \beta_{app} \rangle = 2 R_\perp / ct \propto t^{-1/2} \quad (10)$$

SN2003dh and GRB030329 had individual image sizes much smaller than the resolution of the VLBA and VLBI arrays: the initial large expansion velocity of broad-line SNeIc, such as SN2003dh, decreases to less than 10,000 km/s within the first month, beyond which it continues to decrease, roughly like $t^{-1/2}$. Such an expansion velocity yields SN image-sizes < 0.002 pc and < 0.005 pc on days 25 and 83 after burst, compared to the joint image-size of GRB030329/SN2003dh, ~ 0.2 pc and ~ 0.5 pc, respectively, extracted from the radio observations [11]. As for CBs, time dilation and ram pressure suppress their lateral expansion in the circumburst medium, as long as they move with a highly relativistic speed. Although their small size implies radio scintillations, the large time-aberration washes them out completely in the time-integrated measurement in the observer frame – the typical $dt \sim 100$ minutes integration time of the VLBA observations [11] corresponds to $dt' = \gamma \delta dt / (1+z)$, i.e., many years, in the GRB/SN rest frame!

The VLBA and VLBI measurements [11] could not resolve such small images of SN2003dh and the CB it ejected, nor a superluminal motion of the CB. However, if the size of their joint radio image as measured in [11] is adopted as a rough estimate of the time-dependent distance between the source of the GRB afterglow (the CB) and the SN, it can be used to test the CB model, as shown below.

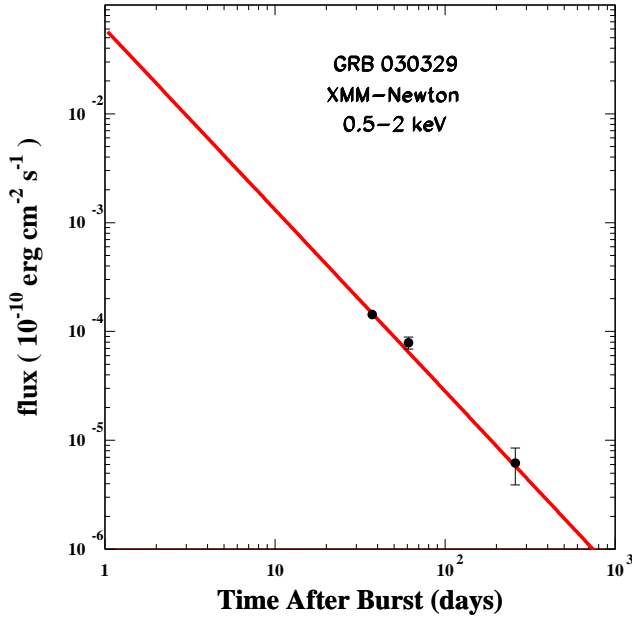


FIG. 2: The late-time 0.5-2 keV X-ray afterglow of the joint source GRB030329/SN2003dh as measured by XMM-Newton [25]. The line is the CB model with its predicted $\alpha_x = \beta_x + 1/2$, with the measured $\beta_x = 1.17 \pm 0.04$ [25].

In ordinary GRBs, CB deceleration in an ISM with a constant density yields the late-time behaviors $\delta(t) = 2\gamma(t) \propto t^{-1/4}$, $F_\nu \propto t^{-\alpha_\nu} \nu^{-\beta_\nu}$ with $\alpha_\nu = \beta_\nu + 1/2$, $V_{app} = 2\gamma^2 \theta c / (1+z) \propto t^{-1/2}$, and a mean expansion rate in the interval $(0, t)$ $\langle V_{app}(t) \rangle \approx 2V_{app}(0)$. These behaviors do not depend on any adjustable parameters and are well satisfied by the late-time X-ray afterglow [25] of GRB030329. E.g., its measured spectral index $\beta_x = 1.17 \pm 0.04$ in the 0.2-10 keV X-ray band [25], yields a late-time temporal decay index $\alpha_x = \beta_x + 1/2 = 1.67 \pm 0.04$, in agreement with the observed $\alpha_x = 1.67$ [25], as shown in Fig.2.

The late time VLBA and VLBI radio measurements of the image-size of GRB030329/SN2003dh are also in good agreement with the CB model prediction $\langle \beta_{app}(t) \rangle \propto t^{-1/2}$ for the GRB-SN separation as long as the CB has not reached the halo of the host galaxy, as shown in Fig.3. The CB model prediction is for $\gamma_0 \theta = 1.915$ obtained from the width of the first γ -ray pulse of GRB030329, $\gamma_0 = \langle \gamma_0 \rangle \approx 700$ of ordinary GRBs, and a deceleration parameter $t_d \approx 8 \times 10^{-5} d$. At early time $\langle \beta_{app}(t) \rangle$ does not depend on t_d . Beyond the afterglow break, its dependence on t_d is rather weak, $\propto t_d^{1/2}$ as long as the CB moves in constant density medium. The canonical values of the CB model parameters yield $t_d \approx 5.2 \times 10^{-5}$, for a canonical ISM with $n = 1 \text{ cm}^{-3}$, close to its best fit value, suggesting deceleration in an edge-on host galaxy.

Conclusions: The late-time high-resolution follow-

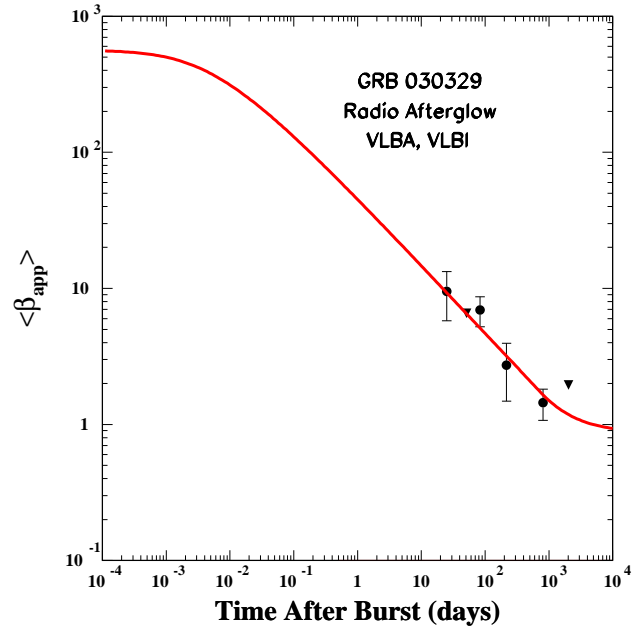


FIG. 3: The time-averaged expansion rate of the radio image of GRB030329/SN2003dh [11]. The line is the predicted $\langle \beta_{app} \rangle$ of the CB, taking $2R_\perp$ in Eq.(10) as an estimate of its distance from SN2003dh.

up observations of the X-ray and radio afterglows of GRBs 980425 and 030329 suggest that the jets which produce GRBs in broad-line SNeIc akin to SN1998bw and SN2003dh have initially a hyperluminal velocity in the plane of the sky ($\beta_{app} \gg 100$), as in the CB model of GRBs. Whether they maintain it at late time depends on the density along their direction of motion in the host galaxy. The observed late-time behavior $2R_\perp \propto t^{1/2}$ of the radio image size of GRB030329/SN2003dh, is that predicted by the CB model for a CB moving away from SN2003dh in a constant density ISM. The simple extrapolation of the observed late-time behavior $\langle \beta_{app} \rangle \propto t^{-0.5}$ [11] to $t \sim 100$ s, the beginning of its afterglow, yields a hyperluminal velocity $> 500 c$ [26].

If the source S1b near SN1998bw observed by CXO on day 1281 is the CB which produced GRB980425 and its afterglow, it must have had a hyperluminal velocity $\sim 350c$, and must have moved by day 2049 to roughly the location of the radio source seen by ATCA on day 2049. By now it must be $\sim 11''$ away from SN1998bw. It may still have there a faint but detectable radio afterglow. If, contrariwise, S1b and the ATCA source are unrelated to GRB980425, they may still be seen unmoved from their positions on day 1281, and 2049, respectively.

-
- [1] C. A. Meegan et al. *Nature*, 355, 143 (1992); G. J. Fishman and C. A. Meegan, *ARA&A*, 33, 415 (1995).
- [2] B. Paczynski, *ApJ*, 308, L43 (1986); J. Goodman, *ApJ*, 308, L47 (1986); J. Goodman, A. Dar and S. Nussinov, *ApJ*, 314, L7 (1987); P. Meszaros and M. J. Rees, *ApJ*, 418, L59 (1993) [arXiv:astro-ph/9309011].
- [3] N. Shaviv and A. Dar, *Astrophys. J.* 447, 863 (1995) [arXiv:astro-ph/9407039];
- [4] SS433: G. O. Abell and B. Margon, *Nature*, 279, 701 (1979), for recent observations see, e.g. R. M. Jeffery, et al. *MNRAS*, 461, 312 (2016) [arXiv:1606.01240]; GRS 1915+105: I. F. Mirabel & L. F. Rodriguez, *Nature* 371, 46 (1994); GRO J165-40: S. J. Tingay, D. L. Jauncey, R. A. Preston, et al. *Nature* 374, 141 (1995).
- [5] J. Goodman, A. Dar and S. Nussinov, Ref. [2]; A. Dar, B. Kozlovsky, S. Nussinov, R. Ramaty, *ApJ*, 388, 164 (1992). S. E. Woosley, *A&AS*, 97, 219 (1993), *ApJ*, 405, 273 (1993) suggested instead that GRBs are not produced in SN explosions but in “failed” supernovae, i.e., a stellar collapse to a black hole without a visible SN, which ejects mildly relativistic jets. Following the detection of GRB980425 coincident in location and time with the hyperluminous SN1998bw (T. J. Galama, et al. *Nature* 395, 670 (1998) [arXiv:astro-ph/9806175]) and a photometric evidence for association of other GRBs with SNe akin to SN1998bw, A. Dar (Proc. Gamma-Ray Bursts in the Afterglow Era, Rome, November 3-6, 1998, *A&AS*, 138, 505 (1999), *GCN Circ.* 346 (1999)) suggested that all long GRBs are produced in SNe akin to SN1998bw.
- [6] E. Costa et al. *Nature*, 38, 783 (1997) [arXiv:astro-ph/9706065]; J. van Paradijs et al., *Nature*, 386, 686 (1997); D. A. Frail et al., *Nature*, 389, 261 (1997).
- [7] A. Dar, *ApJ*, 500, L93 (1998) [arXiv:astro-ph/9709231].
- [8] The GRB afterglows, which first appeared to decay like a single power-law in time, as predicted by the isotropic fireball models (e.g., P. Meszaros & M. J. Rees, *ApJ*, 476, 232 (1997) [arXiv:astro-ph/9606043]; R. A. M. J. Wijers, M. J. Rees, P. Meszaros, *MNRAS*, 288, L51 (1997) [arXiv:astro-ph/9704153]) led to a wide acceptance of the isotropic fireball models as the correct description of GRBs and their afterglows, ignoring the apparent GRB energy crisis in such models and the jet solution (Refs. [3] and [7]). Only when observations began to indicate that GRB afterglows decay like a broken power-law, and evidence started to accumulate that GRBs are produced in supernova explosions of type Ic, the isotropic fireballs began to be replaced by highly relativistic conical jets (e.g., R. Sari, T. Piran, and J. P. Halpern, *Astrophys. J.* 519, L17 (1999) [arXiv:astro-ph/9903339]; J. E. Rhoads, *Astrophys. J.* 525, 737 (1999) [arXiv:astro-ph/9903400]).
- [9] A. Dar & A. De Rújula, arXiv:astro-ph/0008474.
- [10] R. A. Kulkarni, D. A. Frail, M. H. Wieringa, et al. *Nature*, 395, 663 (1998); C. Kouveliotou, S. E. Woosley, S. K. Patel, et al. *ApJ*, 608, 972 (2004) [arXiv:astro-ph/0401184]; E. Pian, P. Giommi, L. Amati, et al. *AdSpR*, 34, 2711 (2004) [arXiv:astro-ph/0304521]; A. M. Soderberg, D. A. Frail, & M. H. Wieringa, et al. *ApJ*, 607, L13 (2004) [arXiv:astro-ph/0402163].
- [11] G. B. Taylor, D. A. Frail, E. Berger, and S.R. Kulkarni, *ApJ*, 609, L1 (2004); G. B. Taylor, E. Momjian, Y. Pihlstrom, T. Ghosh, & C. Salter, *ApJ*, 622, 986 (2005); Y. M. Pihlstrom, G. B. Taylor, J. Granot, & S. Doeleman, *ApJ*, 664, 411 (2007) [arXiv:0704.2085]; R. A. Mesler, Y. M. Pihlstrom, G. B. Taylor, & J. Granot, *J. ApJ*, 759, 4 (2012) [arXiv:1208.3643]; R. A. Mesler, & Y. M. Pihlstrom, *ApJ*, 774, 77 (2013) [arXiv:1304.3858].
- [12] S. Dado, A. Dar & A. De Rújula, arXiv:astro-ph/0406325; *GCN* 2612 (2004).
- [13] A. Dar & De Rújula, *PhR*, 405, 203 (2004) [arXiv:astro-ph/0308248]; S. Dado, A. Dar & A. De Rújula, *A&A*, 422, 381 (2004) [arXiv:astro-ph/0309294].
- [14] See, e.g., S. Dado, A. Dar & A. De Rújula, *ApJ*, 696, 994 (2009) [arXiv:0809.4776]; S. Dado & A. Dar, *PRD* 94, 063007 (2016) [arXiv:1603.06537].
- [15] E.g., M. J. Rees, *Nature* 211, 468 (1966)
- [16] T. J. Galama, P. M. Vreeswijk, J. van Paradijs, et al. *Nature* 395, 670 (1998) [arXiv:astro-ph/9806175].
- [17] L. Amati, *MNRAS*, 372, 233 (2006) [arXiv:astro-ph/0601553]; L. Amati, F. Frontera, & C. Guidorzi, *A&A*, 508, 173 (2009) [arXiv:0907.0384].
- [18] A. Melandri, E. Pian, V. D’Elia, et al. *A&A*, 567, A29 (2014) [arXiv:1404.6654].
- [19] S. Dado & A. Dar, *ApJ*, 785, 70 (2014) [arXiv:1307.5556].
- [20] P. Soffitta, M. Feroci, and L. Piro, et al. *IAU Circular No.* 6884 (1998); R. M. Kippen and BATSE GRB team, *GCN* 67 (1998); E. Pian, L. Amati, L. A. Antonelli, et al. *A&AS*, 138, 463 (1999) [arXiv:astro-ph/9903113].
- [21] In the CB model, E_{iso} is proportional to the photon column density encountered by the jet of CBs, launched in the SN explosion. This column density depends on the pre-supernova activity. Lack of knowledge of the photon column density impedes a precise prediction of the GRB viewing angle from the measured value of E_{iso} .
- [22] C. Kouveliotou, et al. Ref [10].
- [23] Michalowski, M. J., Hjorth, J., Malesani, D., et al. *ApJ*, 693, 347 (2009) [arXiv:0809.0508].
- [24] R. Vanderspek, T. Sakamoto, C. Barraud, et al. *ApJ*, 617, 1251 (2014) [arXiv:astro-ph/0401311].
- [25] A. Tiengo, S. Mereghetti, G. Ghisellini, F. Tavacchio, G. Ghirlanda, *A&A* 423, 861 (2004) [arXiv:astro-ph/0402644].
- [26] A second faster CB that produced the second and shorter pulse of GRB030329, could have produced [12] the radio signals observed by G. B. Taylor et al. [11] on day 52, and by R. A. Mesler et al. [11] on day 2032. The extrapolation of its observed superluminal speed $\propto t^{-1/2}$ to early time also yields an early-time hyperluminal speed.