

Negativity spectrum of one-dimensional conformal field theories

Paola Ruggiero,¹ Vincenzo Alba,¹ and Pasquale Calabrese¹

¹International School for Advanced Studies (SISSA), Via Bonomea 265, 34136, Trieste, Italy, INFN, Sezione di Trieste
(Dated: July 20, 2016)

The partial transpose $\rho_A^{T_2}$ of the reduced density matrix ρ_A is the key object to quantify the entanglement in mixed states, in particular through the presence of negative eigenvalues in its spectrum. Here we derive analytically the distribution of the eigenvalues of $\rho_A^{T_2}$, that we dub *negativity spectrum*, in the ground state of gapless one-dimensional systems described by a Conformal Field Theory (CFT), focusing on the case of two adjacent intervals. We show that the negativity spectrum is universal and depends only on the central charge of the CFT, similarly to the entanglement spectrum. The precise form of the negativity spectrum depends on whether the two intervals are in a pure or mixed state, and in both cases, a dependence on the sign of the eigenvalues is found. This dependence is weak for bulk eigenvalues, whereas it is strong at the spectrum edges. We also investigate the scaling of the smallest (negative) and largest (positive) eigenvalues of $\rho_A^{T_2}$. We check our results against DMRG simulations for the critical Ising and Heisenberg chains, and against exact results for the harmonic chain, finding good agreement for the spectrum, but showing that the smallest eigenvalue is affected by very large scaling corrections.

I. INTRODUCTION

During recent years devising new tools to detect and characterize the entanglement content of quantum many-body systems became a fruitful research theme. For bipartite pure states a proper entanglement measure is the entanglement entropy¹⁻⁴. Given a system in a *pure* state $|\psi\rangle$ and a bipartition into two parts A_1 and A_2 (see Figure 1 (a)), the entanglement entropy is defined as

$$S_{A_1} \equiv -\text{Tr} \rho_{A_1} \ln \rho_{A_1}, \quad (1)$$

with $\rho_{A_1} \equiv \text{Tr}_{A_2} |\psi\rangle\langle\psi|$ being the reduced density matrix of A_1 . For a pure state $S_{A_1} = S_{A_2}$, reflecting that a good measure of entanglement is symmetric in A_1 and A_2 .

However, if a system is in a *mixed* state the entanglement entropy is not a good entanglement measure, as it is sensitive to both quantum and classical correlations. This happens for finite-temperature systems and if one is interested in the mutual entanglement between two non complementary regions of a larger pure system. For instance, given the tripartition of a system as $A_1 \cup A_2 \cup B$ (illustrated in Figure 1 (b)), with $A \equiv A_1 \cup A_2$ the region of interest, $S_{A_1 \cup A_2}$ is not a measure of the entanglement between A_1 and A_2 . In these situations a computable entanglement measure is the *logarithmic negativity*⁵⁻¹⁰, which is defined as the sum of the absolute values of the eigenvalues of the partially transposed reduced density matrix $\rho_A^{T_2}$:

$$\mathcal{E} \equiv \ln \|\rho_A^{T_2}\|_1 = \ln \text{Tr} |\rho_A^{T_2}|. \quad (2)$$

Here $\rho_A^{T_2}$ is defined as $\langle\varphi_1\varphi_2|\rho_A^{T_2}|\varphi'_1\varphi'_2\rangle \equiv \langle\varphi_1\varphi'_2|\rho_A|\varphi'_1\varphi_2\rangle$, with $\{\varphi_1\}$ and $\{\varphi_2\}$ two bases for A_1 and A_2 , respectively. The symbol $\|\cdot\|_1$ denotes the trace norm. Crucially, $\rho_A^{T_2}$ has both positive and negative eigenvalues, in contrast with the reduced density matrix, which is positive semidefinite.

The scaling behavior of the negativity has been characterized analytically for the ground states of quantum critical models whose low energy physics is captured by a one dimensional (1D) Conformal Field Theory (CFT)¹¹⁻¹³. In particular,

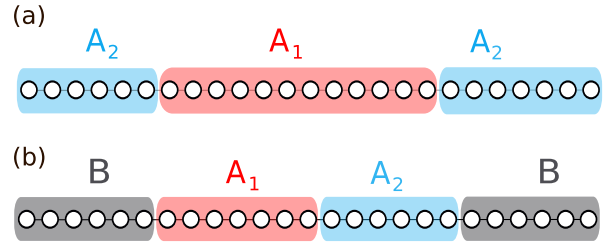


FIG. 1. Partitions of the 1D pure systems considered in this work. Periodic boundary conditions are always implied. (a) The bipartition into two intervals A_1 and $A_2 = \bar{A}_1$. (b) The tripartition of the chain into two adjacent intervals A_1 and A_2 with $A \equiv A_1 \cup A_2$ plus the remainder $B = \bar{A}$. In both (a) and (b) the partial transposition is performed with respect to the degrees of freedom in A_2 .

for disconnected intervals the logarithmic negativity encodes information about the full operator content of the CFT¹¹, similar to the entanglement entropy¹⁴. Remarkably, the negativity is scale invariant at generic quantum critical points^{11,15-17}. Its scaling behavior is also known for finite temperature systems¹⁸, in CFTs with large central charge¹⁹, disordered spin chains²⁰, out of equilibrium models²¹⁻²⁴, some holographic²⁵ and massive quantum field theories²⁶, topologically ordered phases^{27,28}, Kondo-like systems²⁹⁻³¹, and Chern-Simons theories^{32,33}. Surprisingly, no analytical results are available yet for free-fermion models, in contrast with free bosonic model, for which the negativity can be calculated³⁴, also in $d > 1$ dimensions^{35,36}. On the numerical side the negativity can be obtained in DMRG³⁷⁻³⁹ simulations^{13,15,20}.

Despite this intense theoretical effort, the properties of the eigenvalues of $\rho_A^{T_2}$ have not yet been studied (however in this direction see Ref. 40). In contrast, the study of the eigenvalues of the reduced density matrix (the so-called entanglement spectrum) proved to be an extremely powerful theoretical tool to analyze topological phases⁴¹⁻⁴⁵, symmetry-broken phases⁴⁶⁻⁴⁹, many-body localized phases⁵⁰, and to extract CFT data in models at quantum critical points or in gapless phases^{51,52}. For instance, in Ref. 51 it has been shown that for conformally invariant systems the entanglement spec-

trum distribution is described by a universal scaling function that depends only on the central charge of the underlying CFT. This distribution turned out to be a crucial quantity to understand the scaling (with the auxiliary tensor dimension) of matrix product states⁵³.

In this work we start a systematic study of the spectrum of $\rho_A^{T_2}$, that we dub *negativity spectrum*, for gapless one dimensional models described by a CFT. Specifically, here we investigate, in the ground state of CFTs, the distribution $P(\lambda)$ of the negativity spectrum, which is defined as

$$P(\lambda) \equiv \sum_i \delta(\lambda - \lambda_i), \quad (3)$$

with λ_i being the eigenvalues of $\rho_A^{T_2}$. Using the same techniques developed Ref. 51 for the entanglement spectrum, we derive analytically $P(\lambda)$ for the case of two adjacent intervals as in Figures 1 (a) and (b). We show that the negativity spectrum is sensitive to whether the two intervals are in a pure (Figure 1 (a)) or in a mixed state (Figure 1 (b)). Moreover, the negativity spectrum distribution is universal and depends only on the central charge of the CFT via its largest eigenvalue. Its functional form (cf. Eqs. (22) and (37)) is reminiscent of that of the entanglement spectrum distribution. In particular, $P(\lambda)$ depends on the sign of λ , but this dependence disappears for the asymptotically small (in magnitude) eigenvalues, in both the pure and mixed case. Our results imply that the ratio between the total number of positive and negative eigenvalues goes to one in the limit of large intervals. We also investigate the scaling properties of the support of the negativity spectrum, a subject that has attracted some interest in the quantum information community where it has been shown^{54,55} that the eigenvalues of $\rho_A^{T_2}$ are in $[-1/2, 1]$. Here we focus on the smallest (negative) and the largest (positive) eigenvalues of $\rho_A^{T_2}$ (spectrum edges) and we show that for both the pure and mixed case, both the edges exhibit the same scaling behavior as a function of the intervals length, which we characterize using CFT results. We show that in the limit of large subsystem the support of the negativity spectrum becomes symmetric, i.e. the smallest (negative) eigenvalue is minus the largest (positive) one. Interestingly, the negative edge exhibits strong scaling corrections. Finally, we provide accurate checks of our results in microscopic models using DMRG simulations, finding always excellent agreement.

The manuscript is organized as follows. In section II we derive analytically $P(\lambda)$ using CFT results, for two adjacent intervals in a pure state in subsection II B, and in subsection II C for the two intervals in a mixed state. These are compared with DMRG simulations for the critical transverse field Ising chain and the spin-1/2 isotropic Heisenberg chain (XXX chain) in section III. In subsection III B we discuss the scaling behavior of the support of the negativity spectrum. We also present exact numerical data for the harmonic chain. We conclude in section IV.

II. NEGATIVITY SPECTRUM: CFT RESULTS

In this section we derive analytically the distribution of the eigenvalues of the partially transposed reduced density matrix (negativity spectrum).

A. The moment problem

The negativity spectrum distribution $P(\lambda)$ defined in (3) can be reconstructed from the knowledge of its moments $R_n^{T_2} = \text{Tr}(\rho_A^{T_2})^n$, as already done for the entanglement spectrum⁵¹. In terms of $P(\lambda)$, $R_n^{T_2}$ are given by

$$R_n^{T_2} \equiv \sum_i \lambda_i^n = \int d\lambda \lambda^n P(\lambda), \quad (4)$$

with λ_i being the eigenvalues of $\rho_A^{T_2}$.

Introducing the Stieltjes transform of $\lambda P(\lambda)$

$$f(z) \equiv \frac{1}{\pi} \sum_{n=1}^{\infty} R_n^{T_2} z^{-n} = \frac{1}{\pi} \int d\lambda \frac{\lambda P(\lambda)}{z - \lambda}, \quad (5)$$

one has⁵⁶

$$\lambda P(\lambda) = \lim_{\epsilon \rightarrow 0} \text{Im} f(\lambda - i\epsilon). \quad (6)$$

The distribution $P(\lambda)$ can be effectively reconstructed once the moments $R_n^{T_2}$ are analytically known, which is the case for models whose scaling limit is described by a CFT. The knowledge of the moments is indeed the starting point to obtain the logarithmic negativity via the replica trick¹¹

$$\mathcal{E} = \lim_{n_e \rightarrow 1} R_{n_e}^{T_2}, \quad \text{with } n_e \text{ even.} \quad (7)$$

It is worth mentioning that, unlike the negativity, the moments $R_n^{T_2}$ can be worked out analytically in free-fermion models⁵⁷⁻⁶² and numerically using classical⁶³ and quantum⁶⁴ Monte Carlo techniques. It is also possible in some cases to use numerical extrapolations to obtain the negativity from the replica limit of the moments⁶⁵.

We recall the reader that this method based on the Stieltjes transform has been used in Ref. 51 to derive the distribution $P_S(\lambda)$ of the entanglement spectrum. The result reads⁵¹

$$P_S(\lambda) = \delta(\lambda_M - \lambda) + \frac{b\theta(\lambda_M - \lambda)}{\lambda \sqrt{b \ln(\lambda_M/\lambda)}} I_1(2\sqrt{b \ln(\lambda_M/\lambda)}). \quad (8)$$

where λ_M is the largest eigenvalue of ρ_A , $b \equiv -\ln \lambda_M$, and $I_k(z)$ denotes the modified Bessel functions of the first kind. From (8) the mean number of eigenvalues $n_S(\lambda)$ larger than λ , i.e., the tail distribution function, is obtained as⁵¹

$$n_S(\lambda) = \int_{\lambda}^{\lambda_M} d\lambda P_S(\lambda) = I_0(2\sqrt{b \ln(\lambda_M/\lambda)}). \quad (9)$$

The effectiveness of this distribution function to describe the entanglement spectrum of gapless 1D models has been tested in a few numerical examples^{4,51,66-68}, showing that apart from sizeable finite size corrections, Eq. (9) describes accurately the numerical data for the spectrum.

B. Two intervals in a pure state

We start considering the negativity spectrum for two intervals $A \equiv A_1 \cup A_2$ in a pure state as in Figure 1 (a). In this case, the moments of the partial transpose $R_n^{T_2}$ can be written in terms of the moments $R_n = \text{Tr} \rho_{A_1}^n$ of the reduced density matrix of A_1 as^{11,12}

$$R_n^{T_2} = \begin{cases} \text{Tr} \rho_{A_1}^{n_o}, & n_o \text{ odd}, \\ (\text{Tr} \rho_{A_1}^{n_e/2})^2, & n_e \text{ even}. \end{cases} \quad (10)$$

Importantly, the result depends on the parity of n . This relation between R_n and $R_n^{T_2}$ signals that in the case of a bipartite pure state the negativity spectrum is not independent from the entanglement spectrum. Indeed, by using the Schmidt decomposition of an arbitrary bipartite pure state it is possible to relate all the eigenvalues of the partially transposed density matrix $\lambda_{i,j}$ to the non-zero eigenvalues of the reduced density matrix ρ_{A_1} (or equivalently ρ_{A_2}). It is a simple linear algebra exercise to show the relation^{12,55,57}

$$\lambda_{i,j} = \begin{cases} \sqrt{\mu_i \mu_j} & i < j, \\ \mu_i & i = j, \\ -\sqrt{\mu_i \mu_j} & i > j. \end{cases} \quad (11)$$

The validity of the above relation between $\lambda_{i,j}$ and μ_j can be also inferred from the fact that the relations (10) force an infinite set of constraints on the eigenvalues: since (11) satisfy all of these constraints, it must be the only solution of the set of equations (10). Notice that the largest (positive) eigenvalue of $\rho_A^{T_2}$ coincides with the largest eigenvalue μ_1 of ρ_{A_1} , while the smallest (negative) eigenvalue of $\rho_A^{T_2}$ is given by $-\sqrt{\mu_1 \mu_2}$, where $\mu_{1,2}$ are the two largest eigenvalues of ρ_{A_1} .

Clearly the relations (11) are valid for an arbitrary pure state, but in the case of the ground state of a CFT, we can use them to derive the probability distribution $P(\lambda)$ of the $\lambda_{i,j}$ from that of μ_i , which, for a CFT, is given by $P_S(\mu)$ in (8). From (11), $P(\lambda)$ can be written as

$$P(\lambda) = \sum_{i,j} \delta(\lambda - \lambda_{i,j}) = \frac{\text{sgn}(\lambda)}{2} P_S(|\lambda|) + \frac{1}{2} \int_0^\infty dx \int_0^\infty dy \delta(|\lambda| - \sqrt{xy}) P_S(x) P_S(y). \quad (12)$$

The $\text{sgn}(\lambda)$ function in the first row in (12) is necessary in order to correctly take into account the $i = j$ term in (11). Plugging (8) into (12), the double integral can be explicitly performed (but it is a tedious calculation) and $P(\lambda)$ can be casted in a form which we will explicitly obtain from the moment problem (cf. (22) in the following).

1. Negativity spectrum from the moment problem

Although (12) provides already the final answer for the negativity spectrum for the bipartition of the ground state of a

CFT, it is very instructive to recover the same result from the moment problem, especially to set up the calculation for the more important and difficult case of two adjacent intervals in a mixed state. The key ingredients are the moments of the partial transpose given in (10) in terms of the moments of ρ_{A_1} . These, for the ground states of models described by a CFT, in the case of one interval A_1 of length ℓ_1 embedded in an infinite system, are given by^{69,70}

$$\text{Tr} \rho_{A_1}^n = c_n \ell_1^{-\frac{c}{6}(n - \frac{1}{n})}. \quad (13)$$

Here c is the central charge of the CFT and c_n is a non-universal constant. Plugging (13) in (10), we rewrite $R_n^{T_2}$ as

$$R_n^{T_2} = \begin{cases} c'_{n_o} e^{-b(n_o - \frac{1}{n_o})}, & n_o \text{ odd}, \\ c'_{n_e} e^{-b(n_e - \frac{1}{n_e})}, & n_e \text{ even}, \end{cases} \quad (14)$$

where the constants c'_n depend on the parity of n (from (10) and (13) one has $c'_{n_e} = c_{n_e}^2/2$ and $c'_{n_o} = c_{n_o}$, for n_e even and n_o odd, respectively). We have also defined

$$b \equiv -\ln \lambda_M = \frac{c}{6} \ln \ell_1 + \text{const}. \quad (15)$$

Here λ_M is the largest eigenvalue of $\rho_A^{T_2}$, isolated by taking the limit $n \rightarrow \infty$ in (14). This limit does not depend on the parity of n , making λ_M well defined. This is true not only for the leading logarithmic term in $\ln \ell_1$, but also for the additive constant, given that

$$\lim_{n_o \rightarrow \infty} \frac{\ln c'_{n_o}}{n_o} = \lim_{n \rightarrow \infty} \frac{\ln c_n}{n} = \lim_{n \rightarrow \infty} \frac{\ln c_{n/2}^2}{n} = \lim_{n_e \rightarrow \infty} \frac{\ln c'_{n_e}}{n_e}. \quad (16)$$

For a bipartition of the ground state of a CFT, the largest eigenvalue of $\rho_A^{T_2}$ coincides with the largest eigenvalue of ρ_{A_1} , in agreement with the general result (11).

At this point, we have all the ingredients to compute the Stieltjes transform just by plugging (14) into the definition of $f(z)$ in (5) and performing the sums over even and odd n separately, obtaining

$$f(z) = \frac{1}{\pi} \sum_{k=0}^{\infty} \frac{(4b)^k}{k!} \sum_{n=1}^{\infty} \frac{(e^{-b}/z)^{2n}}{(2n)^k} + \frac{1}{\pi} \sum_{k=0}^{\infty} \frac{b^k}{k!} \sum_{n=1}^{\infty} \frac{(e^{-b}/z)^{2n-1}}{(2n-1)^k}. \quad (17)$$

Here we ignored the presence of the non-universal constants c'_n . This relies on the assumptions that the c'_n do not change significantly upon varying n , as indicated by results in exactly solvable models⁷¹ and numerical works⁷². The same assumption has been used in deriving the entanglement spectrum distribution in Ref. 51 (and the accuracy of the tail distribution function showed in numerical works⁶⁶⁻⁶⁸ is a further confirmation of the plausibility of this assumption).

Remarkably, the two sums in (17) can be performed analytically

ically, yielding

$$f(z) = \frac{1}{\pi} \sum_{k=0}^{\infty} \frac{(2b)^k}{k!} \text{Li}_k((e^{-b}/z)^2) + \frac{1}{\pi} \frac{e^{-b}}{z} \sum_{k=0}^{\infty} \frac{(b/2)^k}{k!} \Phi((e^{-b}/z)^2), k, 1/2, \quad (18)$$

where $\text{Li}_k(y)$ is the polylogarithm function and $\Phi(y, k, a)$ one of its generalization known as Lerch transcendent function. Using the relation

$$\frac{y}{2^k} \text{Im} \Phi(y^2, k, 1/2) = \frac{\text{sgn}(y)}{2} \text{Im} [\text{Li}_k(|y|)], \quad (19)$$

the imaginary part of (18) reads

$$\text{Im} f(z) = \frac{1}{\pi} \sum_{k=0}^{\infty} \frac{(2b)^k}{k!} \text{Im} \text{Li}_k((e^{-b}/z)^2) + \frac{1}{\pi} \frac{\text{sgn}(e^{-b}/z)}{2} \sum_{k=0}^{\infty} \frac{b^k}{k!} \text{Im} \text{Li}_k(|e^{-b}/z|), \quad (20)$$

where $\text{sgn}(y) \equiv y/|y|$ is the sign function. $\text{Li}_k(y)$ is analytic in the complex plane, and it has a branch cut on the real axis for $y \geq 1$. Specifically, for $y > 1$ and $k \geq 1$ the discontinuity on the cut is $\lim_{\epsilon \rightarrow 0} \text{Li}_k(y \pm i\epsilon) = \pm \pi (\ln y)^{k-1} / \Gamma(k)$, with $\Gamma(k)$ the Euler gamma function. This implies that

$$\lim_{\epsilon \rightarrow 0} \text{Im} f(\lambda - i\epsilon) = \lambda_M \delta(\lambda_M - \lambda) + \frac{1}{2 \ln(\lambda_M/|\lambda|)} \times \sum_{k=1}^{\infty} \frac{[b \ln(\lambda_M/|\lambda|)]^k}{k! \Gamma(k)} [1 + 4^k \text{sgn}(\lambda)], \quad (21)$$

Note that the delta peak $\delta(\lambda_M - \lambda)$ originates from the $k = 0$ terms in (20). The sum over k in (21) can be performed explicitly and from (6), one obtains $P(\lambda)$ as

$$P(\lambda) = \delta(\lambda_M - \lambda) + \frac{b\theta(\lambda_M - |\lambda|)}{|\lambda|\xi} \left[\frac{\text{sgn}(\lambda)}{2} I_1(2\xi) + I_1(4\xi) \right], \quad (22)$$

where, again, $I_k(z)$ denotes the modified Bessel function of the first kind, and we defined the scaling variable ξ as

$$\xi \equiv \sqrt{b \ln(\lambda_M/|\lambda|)}. \quad (23)$$

The distribution (22) is our final result for the negativity spectrum distribution of a bipartition of the ground state of a CFT. It is a tedious but elementary exercise to verify that (22) coincides with (12), as it should.

2. Some consistency checks

Before discussing the main properties and physical consequences of the negativity spectrum distribution (22), it is

worth to provide some consistency checks of its correctness. A first check of (22) is the normalization condition $\int d\lambda \lambda P(\lambda) = 1$. Since the term $I_1(4\xi)$ in (22) is odd in the normalisation integral, it gives a vanishing contribution, and so we have

$$\int d\lambda \lambda P(\lambda) = \lambda_M + \int_{-\lambda_M}^{\lambda_M} d\lambda \frac{b}{2\xi} I_1(2\xi) = 1. \quad (24)$$

A less trivial check of (22) is obtained by considering the scaling of the logarithmic negativity $\mathcal{E} = \ln \int d\lambda |\lambda| P(\lambda)$. First of all, let us notice that the negativity can be rewritten as

$$\mathcal{E} = \ln \lim_{n_e \rightarrow 1} \text{Tr}(\rho_A^{T_2})^{n_e} \simeq \frac{c}{2} \ln \ell_1 = -3 \ln \lambda_M. \quad (25)$$

By parity of the integral, the term $I_1(2\xi)$ in (22) does not contribute to \mathcal{E} . Using that $\int_{-\lambda_M}^{\lambda_M} d\lambda I_1(4\xi) b/\xi = \lambda_M^{-3} - \lambda_M$, one finds that (22) satisfies (25).

3. Properties of the negativity spectrum distribution

The negativity spectrum distribution (22) is reminiscent of the entanglement spectrum (8), but it is definitively different. First of all its support is $[-\lambda_M, \lambda_M]$. This could have been inferred also in two alternative and easier ways that did not require the knowledge of the full negativity spectrum distribution. First from the moments $R_n^{T_2}$, the smallest negative eigenvalue λ_m can be always obtained from the analytic continuations of the even and odd sequences. Indeed, one simply has

$$\begin{aligned} \lim_{n \rightarrow \infty} \frac{1}{n} \ln \text{Tr}[(\rho_A^{T_2})^{n_e=n} - (\rho_A^{T_2})^{n_o=n}] &= \\ &= \lim_{n \rightarrow \infty} \frac{1}{n} \ln \left(\sum |\lambda_i|^{n_e} - \sum \lambda_i^{n_o} \right) = \\ &= \lim_{n \rightarrow \infty} \frac{1}{n} \ln \left(2 \sum_{\lambda_i < 0} |\lambda_i|^{n_e} \right) = \ln |\lambda_m|, \end{aligned} \quad (26)$$

where we denoted with λ_i the eigenvalues of $\rho_A^{T_2}$. Plugging (14) in (26), one gets

$$\ln |\lambda_m| = -b = \ln \lambda_M. \quad (27)$$

The second method (which has even a more general validity) simply exploits the relations (11). From these we have, as already stated, that the smallest negative eigenvalue is given by $\lambda_m = -\sqrt{\mu_1 \mu_2}$ where $\mu_{1,2}$ are the two largest eigenvalues of the reduced density matrix. We have already seen that generically $\mu_1 = \lambda_M$. It is also known that for a CFT, the entanglement gap $\mu_1 - \mu_2$ closes (i.e. $\mu_1 - \mu_2 \rightarrow 0$) in the limit $\ell_1 \rightarrow \infty$ ⁵¹ (this result is based on earlier CFT results for the corner transfer matrix spectrum⁷³). From this one concludes $\lambda_m = -\lambda_M$. However, this second derivation, also shows that the relation $\lambda_m = -\lambda_M$ should be handled with a lot of care when comparing with numerics. Indeed, it has been shown^{51,73} that the entanglement gap closes logarithmically upon increasing the interval length ℓ_1 , i.e. $\mu_1 - \mu_2 \propto 1/\ln \ell_1$.

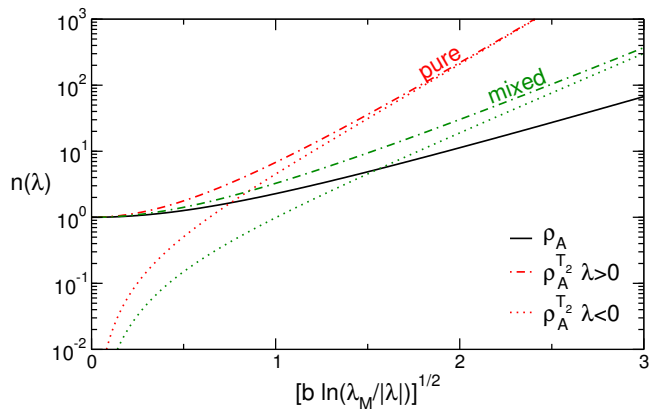


FIG. 2. Negativity spectrum of two adjacent intervals: Survey of the CFT results for the number distribution function $n(\lambda)$ plotted versus the scaling variable $\xi \equiv [b \ln(\lambda_M/|\lambda|)]^{1/2}$, with $b \equiv -\ln \lambda_M$ and λ_M the largest (positive) eigenvalue of $\rho_A^{T_2}$. The continuous line shows for comparison the CFT result for the entanglement spectrum. The dash-dotted and dotted lines denote $n(\lambda)$ for $\lambda > 0$ and $\lambda < 0$, respectively. The different colors correspond to the case with the two intervals in a pure state and a mixed state.

Consequently, one has for any finite ℓ_1 that $|\lambda_m| < \lambda_M$ and $\lambda_M - |\lambda_m| \propto 1/\ln \ell_1$ for $\ell_1 \rightarrow \infty$. The fact that the gap closes only logarithmically with ℓ_1 means that in practice one would need extremely large intervals in order to see the equality between the largest and the smallest eigenvalues: this is practically impossible to observe in a numerical simulation.

A very important property of the negativity spectrum (22) is the presence of a delta peak in λ_M , in complete analogy with the standard entanglement spectrum (8). This means that there exists a single eigenvalue λ_M which provides a finite contribution to the negativity and to the other quantities obtainable from $P(\lambda)$ (as, e.g., the moments etc.). Notice that although the largest and the smallest eigenvalues are equal in the limit of very large interval, their contribution to the probability distribution function is very different, since at $\lambda = \lambda_M$ there is a delta function, which instead is absent at $\lambda = -\lambda_M$. This asymmetry has deep consequences on the various observables such as the number distribution function discussed in the following.

Apart from the delta peak, the negativity spectrum (22) has two other terms, one symmetric for $\lambda \rightarrow -\lambda$ and the other antisymmetric. Notice that $\xi \rightarrow 0$ corresponds to $\lambda \rightarrow \lambda_M$, while $\xi \rightarrow \infty$ to $\lambda \rightarrow 0$. Interestingly, in (22) the only dependence on the sign of λ is due to the term $I_1(2\xi)$. However, since $I_1(2\xi)/I_1(4\xi) \rightarrow 0$ for $\xi \rightarrow \infty$, the distribution of the small eigenvalues does not depend on their sign. This can be understood also from the general relation (11) in which the eigenvalues given by $\pm\sqrt{\mu_i\mu_j}$ are invariant under sign exchange and they are many more than the μ_i 's, in the limit of large Hilbert spaces.

4. The number distribution function

A crucial observable that is easily obtainable from the negativity spectrum is the mean number of eigenvalues larger than a given λ , i.e. the so-called tail distribution function $n(\lambda)$ which in the following we refer to as *number distribution function*. The interest in this function comes from the fact that it is a *super-universal* smooth function, as already known⁵¹ for the entanglement spectrum (9). Indeed, integrating (22), the number distribution function is given by

$$n(\lambda) \equiv \int_{\lambda}^{\lambda_M} d\lambda P(\lambda) = \frac{1}{2} [\text{sgn}(\lambda) I_0(2\xi) + I_0(4\xi)]. \quad (28)$$

Equation (28) shows that, also for the negativity spectrum, $n(\lambda)$ is a function of the scaling variable ξ only, i.e., there are no free parameters, similarly to the entanglement spectrum (9). In this sense it is super-universal, meaning that it is the same for any CFT. Remarkably, the only CFT data appearing in (22) is the central charge, which enters via λ_M . However, when comparing with numerical data, λ_M can be fixed from numerics, and consequently there is no free/fitting parameter.

There are several interesting properties of the number distribution function worth to be mentioned. First of all, the limit for $|\lambda| \rightarrow \lambda_M$ (i.e. $\xi \rightarrow 0$) is very different whether one consider positive or negative λ . While for $\lambda > 0$, $n(\lambda) \rightarrow 1$ as $\lambda \rightarrow \lambda_M$, for $\lambda < 0$, $n(\lambda) \rightarrow 0$ as $\lambda \rightarrow -\lambda_M$. This is a straightforward consequence of the presence of the delta peak in $P(\lambda)$ (22) for $\lambda = \lambda_M$, but not for $\lambda = -\lambda_M$. In the opposite limit of small absolute value of the eigenvalues, $n(\lambda) \propto e^{4\xi}/(2\sqrt{2\pi\xi})$ for $\xi \rightarrow \infty$, independently of the sign of λ , signaling that the number of small eigenvalues does not depend on their sign. Finally, $n(\lambda)$ diverges for $\xi \rightarrow \infty$ reflecting that in the thermodynamic limit the number of eigenvalues of $\rho_A^{T_2}$ is infinite. Figure 2 reports a plot of the number distribution function versus ξ for both positive and negative λ . All the previously listed features should be apparent.

C. Two intervals in a mixed state

We now turn to discuss the case of two adjacent intervals in a mixed state as in Figure 1 (b). For two generic intervals A_1 and A_2 , of length ℓ_1 and ℓ_2 , respectively, the scaling of the moments $R_n^{T_2}$ is^{11,12}

$$R_n^{T_2} = c_n'' \begin{cases} (\ell_1 \ell_2)^{-\frac{c}{6}(\frac{n_e}{2} - \frac{2}{n_e})} (\ell_1 + \ell_2)^{-\frac{c}{6}(\frac{n_e}{2} + \frac{1}{n_e})}, \\ (\ell_1 \ell_2 (\ell_1 + \ell_2))^{-\frac{c}{12}(n_o - \frac{1}{n_o})}, \end{cases} \quad (29)$$

where c is again the central charge and the non-universal constants c_n'' are analogous to c_n' in (14); they also depend on the parity of n , but, as before, are expected to depend on n in a very weak manner¹² and so will be neglected in the following treatment. It is convenient to rewrite these moments as

$$R_n^{T_2} \simeq \begin{cases} \ell_1^{-\frac{c}{4}(n_e - \frac{2}{n_e})} \omega^{-\frac{c}{6}(\frac{n_e}{2} - \frac{2}{n_e})} (1 + \omega)^{-\frac{c}{6}(\frac{n_e}{2} + \frac{1}{n_e})}, \\ \ell_1^{-\frac{c}{4}(n_o - \frac{1}{n_o})} [\omega(1 + \omega)]^{-\frac{c}{12}(n_o - \frac{1}{n_o})}, \end{cases} \quad (30)$$

where $\omega \equiv \ell_2/\ell_1$ is the aspect ratio of the two intervals. Indeed, from (30) is clear that the largest eigenvalue of $\rho_A^{T_2}$ can be extracted by taking the limit $n \rightarrow \infty$ which yields the same results from both the even and odd sequences. This limit leads to

$$b \equiv -\ln \lambda_M = \frac{c}{12} \ln[\ell_1 \ell_2 (\ell_1 + \ell_2)] + \text{cnst} \\ = \frac{c}{4} \ln \ell_1 + \frac{c}{12} \ln \omega (1 + \omega) + \text{cnst}. \quad (31)$$

We stress that the largest eigenvalue has a different dependence on the central charge compared to the pure case, since the prefactor of the logarithm is $c/4$ instead of $c/6$ in (15). Notice also that in this case the negativity is not simply a multiple of the logarithm of the largest eigenvalue as in the pure case (cf. (25)), but we have (ignoring additive constants)

$$\mathcal{E} = \ln \lim_{n_e \rightarrow 1} \text{Tr}(\rho_A^{T_2})^{n_e} \simeq \frac{c}{4} \ln \frac{\ell_1 \ell_2}{\ell_1 + \ell_2} = \\ = \frac{c}{4} \ln \ell_1 + \frac{c}{4} \ln \frac{\omega}{\omega + 1} = b + \frac{c}{6} \ln \frac{\omega}{(\omega + 1)^2}. \quad (32)$$

At the leading order in ℓ_1 , i.e. ignoring the geometry dependent factor ω , one has $\mathcal{E} \simeq -\ln \lambda_M$.

The derivation of $P(\lambda)$ from the moments (30) proceeds as for the pure case (see **II B**) by calculating the Stieltjes transform as sum over the moments (5), and taking the limit of its imaginary part as in (6). The sums entering in the Stieltjes transform are exactly the same as in the pure case, just with different factors. For this reason, we do not report the details of the entire calculation, since after the same algebra as in **II B**, we arrive to

$$P(\lambda) = \delta(\lambda_M - \lambda) \\ + \frac{1}{2} \frac{\theta(\lambda_M - |\lambda|)}{|\lambda|} \left[\frac{b}{\xi} I_1(2\xi) \text{sgn}(\lambda) + \frac{\tilde{b}}{\tilde{\xi}} I_1(2\tilde{\xi}) \right]. \quad (33)$$

Here we have introduced the scaling variable $\xi \equiv \sqrt{b \ln(\lambda_M/|\lambda|)}$ (which is the same as in (23), but λ_M is different) and also the auxiliary variable $\tilde{\xi}$ as

$$\tilde{\xi} \equiv \sqrt{\tilde{b} \ln(\lambda_M/|\lambda|)}, \quad \tilde{b} \equiv 2b + \frac{c}{6} \ln \frac{\omega}{(1 + \omega)^2}. \quad (34)$$

Integrating (33) between λ and λ_M , we obtain the mean number of eigenvalues $n(\lambda)$ larger than λ

$$n(\lambda) = \frac{1}{2} \left[I_0(2\xi) \text{sgn}(\lambda) + I_0(2\tilde{\xi}) \right]. \quad (35)$$

Interestingly, $n(\lambda)$ depends on both ξ and $\tilde{\xi}$. This also implies that the number distribution function is not super-universal as for the pure case and for the entanglement spectrum. However, we will see soon that some major simplifications take place in the limit of large ℓ_1 .

1. Some consistency checks

Before discussing the limit of large ℓ_1 and the main properties of the negativity spectrum distribution (33), it is worth

to provide some consistency checks. As before, a first check of (33) is the normalization condition $\int d\lambda \lambda P(\lambda) = 1$. Since the term $I_1(2\tilde{\xi})$ in (22) is odd in the normalisation integral, it gives a vanishing contribution. The remaining integral is identical to (24) and provides $\int d\lambda \lambda P(\lambda) = 1$.

The second check is given by the scaling of the negativity $\mathcal{E} = \ln \int d\lambda |\lambda| P(\lambda)$. In this case, it is the term $I_1(2\xi)$ to give a vanishing contribution by parity. The remaining integral is straightforward and yields

$$\mathcal{E} = \ln \int d\lambda |\lambda| P(\lambda) = \tilde{b} - b = b + \frac{c}{6} \ln \frac{\omega}{(1 + \omega)^2}, \quad (36)$$

which is the expected result in (32).

The support of the negativity spectrum is $[-\lambda_M, \lambda_M]$ exactly like in the pure case. The smallest negative eigenvalue λ_m can be also obtained by using (26) on the moments (30). This leads to $\lambda_m = -\lambda_M$ providing another consistency check for (33).

2. The limit of large ℓ_1 and the properties of the negativity spectrum

We have seen that in general both the probability distribution function $P(\lambda)$ and the resulting number distribution $n(\lambda)$ do not depend only on the scaling variable ξ , but also on $\tilde{\xi}$. However, in the limit $\ell_1 \rightarrow \infty$ many simplifications occur leading to super-universal results. First of all, for the largest eigenvalue we have $b = -\ln \lambda_M \rightarrow c/4 \ln \ell_1$ and also $\mathcal{E} \rightarrow b$, as clear from (31) and (32). Remarkably, this implies that the negativity spectrum distribution does not depend on the geometry of the tripartition at the leading order for large lengths of the intervals since from (34) one has $\tilde{\xi} \rightarrow \sqrt{2}\xi$. In this limit, the distribution $P(\lambda)$ simplifies to

$$P(\lambda) = \delta(\lambda_M - \lambda) \\ + \frac{b\theta(\lambda_M - |\lambda|)}{2|\lambda|\xi} \left[\text{sgn}(\lambda) I_1(2\xi) + \sqrt{2} I_1(2\sqrt{2}\xi) \right], \quad (37)$$

whereas $n(\lambda)$ is

$$n(\lambda) = \frac{1}{2} \left[\text{sgn}(\lambda) I_0(2\xi) + I_0(2\sqrt{2}\xi) \right]. \quad (38)$$

In contrast with (35), in the limit $\ell_1 \gg 1$, $n(\lambda)$ is a function of the scaling variable ξ only and so it is super universal. Note that $P(\lambda)$ for the pure (cf. (22)) and mixed case (cf. (37)) have a similar structure, but are quantitatively different (the argument of the second Bessel function has a different multiplicative factor). Because of this similarity, the most important properties of the negativity spectrum resemble those of the pure case, that anyhow we repeat here for completeness.

As already said, the support of the negativity spectrum is $[-\lambda_M, \lambda_M]$. However, in analogy with the pure case, the largest and the smallest eigenvalue have a very asymmetrical role, because of the the presence of a delta peak in λ_M , but not at $\lambda_m = -\lambda_M$. This means that there exists a single eigenvalue λ_M which provides a finite contribution to the

negativity and to the other quantities obtainable from $P(\lambda)$ (as e.g. the moments etc.). Oppositely, this is not the case for the smallest eigenvalue.

Moving to the number distribution function (38), the most striking feature is the consequence of the delta peak at λ_M in $P(\lambda)$. This is indeed the cause of the asymmetry that for $\lambda < 0$ one has $n(\lambda) \rightarrow 0$ in the limit $|\lambda| \rightarrow \lambda_M$, whereas one has $n(\lambda) \rightarrow 1$, for $\lambda > 0$. Instead the bulk of the negativity spectrum is symmetric. Indeed, for $\xi \rightarrow \infty$ (i.e. for small eigenvalues), one has $n(\lambda) \propto e^{2\sqrt{2}\xi}/(2^{5/4}\sqrt{\pi\xi})$, independently from the sign of λ . This is a slower divergence as compared with the pure case (see II B). Comparing (28) and (38), one has that in the bulk of the negativity spectrum, i.e., for small $|\lambda|$, the scaling relation

$$n^{\text{pure}}\left(\frac{\xi}{\sqrt{2}}\right) = n^{\text{mixed}}(\xi), \quad (39)$$

holds.

Figure 2 summarizes all our results for $n(\lambda)$ for both pure and mixed states. It reports $n(\lambda)$ versus the scaling variable $\xi \equiv \sqrt{b \ln(\lambda_M/|\lambda|)}$. The dash-dotted and dotted lines correspond to $\lambda > 0$ and $\lambda < 0$, respectively. Different colors are used for the case of two intervals in a pure state (cf. (28)) and in a mixed state (cf. (38)). The full line shows $n(\lambda)$ for the eigenvalues of the reduced density matrix (entanglement spectrum). One has that for any λ , $n(\lambda)$ is always larger in the pure case. Moreover, for $|\lambda| \rightarrow 0$ (i.e. $\xi \rightarrow \infty$), $n(\lambda)$ exhibits the same behavior for negative and positive eigenvalues. Finally, since the asymptotic behavior of $n(\lambda)$ as $\xi \rightarrow \infty$ is independent of the sign of λ , the ratio between the total number of positive and negative eigenvalues of $\rho_A^{T_2}$ tends asymptotically to one in both cases.

D. Finite size negativity spectrum

All the results obtained so far in this section are for finite intervals embedded in infinite one dimensional systems. However, one has often to deal with finite systems, especially in numerical simulations. Fortunately, all the previous CFT results are straightforwardly generalized to finite systems. Indeed, in a CFT, a finite system is obtained by conformally mapping the complex plane to a cylinder. The net effect of this mapping (for correlations of primary operators and hence for the moments on the reduced density matrix and of its partial transpose) is to replace all the lengths with the chord lengths $\ell \rightarrow L/\pi \sin(\pi\ell/L)$. For the two cases of interest here, this amounts to trivial and unimportant modifications because the probability distribution function $P(\lambda)$ and the number distribution function $n(\lambda)$ depend on the lengths only through the maximum eigenvalue. Hence, once we replace the maximum eigenvalue of $\rho_A^{T_2}$ with its finite volume counterpart equations such as (22), (28), (37), (38) still hold.

In order to be more specific, for the case of a finite periodic system of length L bipartite in two intervals of lengths ℓ_1 and $L - \ell_1$, the maximum eigenvalue of both ρ_{A_1} and $\rho_A^{T_2}$ is $-\ln \lambda_M = (c/6) \ln[L/\pi \sin(\pi\ell_1/L)] + \text{const}$. For the

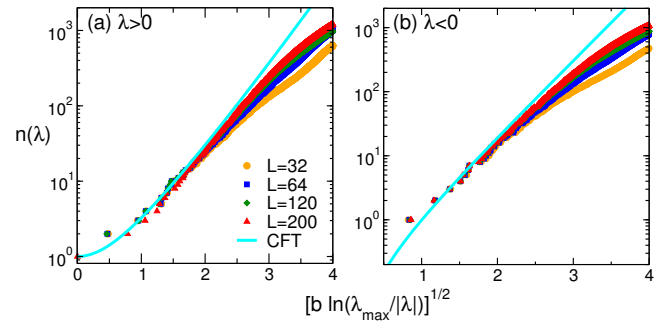


FIG. 3. Negativity spectrum of two intervals in a pure state. DMRG results for the critical Ising chain (of sizes L) are compared with the CFT prediction for the tail distribution $n(\lambda)$ plotted as a function of $\xi \equiv [b \ln(\lambda_M/|\lambda|)]^{1/2}$ (cf. Eq. (23)). The subsystem size is always $\ell = L/2$. Panel (a) and (b) report $n(\lambda)$ for $\lambda > 0$ and $\lambda < 0$, respectively. In both panels the continuous line is the parameter-free CFT prediction.

case of two adjacent intervals of length ℓ_1 and ℓ_2 such that $\ell_1 + \ell_2 \neq L$, the largest eigenvalue of the $\rho_A^{T_2}$ is given by the CFT formula

$$-\ln \lambda_M = \frac{c}{12} \ln \left[\left(\frac{L}{\pi} \right)^3 \sin \left(\frac{\pi\ell_1}{L} \right) \sin \left(\frac{\pi\ell_2}{L} \right) \times \sin \left(\frac{\pi(\ell_1 + \ell_2)}{L} \right) \right] + \text{const}. \quad (40)$$

However, in the following, when checking our results for the negativity spectrum with the super-universal CFT forms, we will simply fix λ_M from the numerical simulations and perform a parameter free comparison with (28) and (38).

III. NUMERICAL RESULTS

In this section we provide numerical evidence for the results obtained in section II. We focus on the ground state of the critical transverse field Ising chain, and on the spin-1/2 isotropic Heisenberg chain (XXX chain). We also consider the harmonic chain, for which the negativity spectrum can be calculated analytically. The Ising chain is defined by the Hamiltonian

$$\mathcal{H} \equiv -\frac{J}{2} \sum_{i=1}^L S_i^x S_{i+1}^x - h \sum_{i=1}^L S_i^z. \quad (41)$$

Here $S_i^{\alpha, y, z} \equiv \sigma_i^{\alpha, y, z}$, with σ_i^α the Pauli matrices, are spin-1/2 operators acting on site i , and L is the chain length. We use periodic boundary conditions, identifying sites 1 and $L+1$ of the chain. We consider the critical point at $h = J$, where the low-energy behavior of the model is described by a free Majorana fermion, which is a $c = 1/2$ conformal field theory. The Heisenberg spin chain is instead defined by

$$\mathcal{H} \equiv J \sum_{i=1}^L (S_i^x S_{i+1}^x + S_i^y S_{i+1}^y + S_i^z S_{i+1}^z). \quad (42)$$

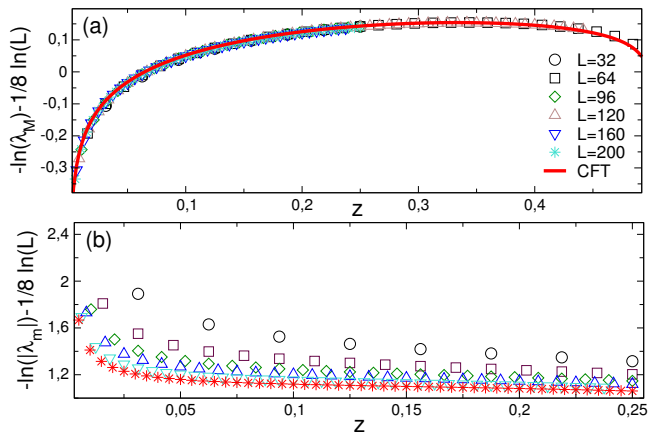


FIG. 4. Largest and smallest negativity eigenvalues for two adjacent equal intervals of length ℓ in a mixed state for a critical Ising chain of length L as function of $z \equiv \ell/L$. Panel (a): The largest positive eigenvalue λ_M of $\rho_A^{T_2}$. The continuous line is the CFT prediction. Panel (b): The smallest (negative) eigenvalue λ_m of $\rho_A^{T_2}$.

The XXX chain is critical, and its low-energy properties are described by the compactified free boson (Luttinger liquid), which is a $c = 1$ CFT. Again, we consider only periodic boundary conditions.

The Hamiltonian of the periodic harmonic chain is

$$\mathcal{H} \equiv \frac{1}{2} \sum_{j=1}^L \left[p_j^2 + \Omega q_j^2 + (q_{j+1} - q_j)^2 \right]. \quad (43)$$

Here p_j, q_j obey the standard bosonic commutation relations $[q_j, q_k] = [p_j, p_k] = 0$, $[q_j, p_k] = i\delta_{j,k}$, and $\Omega \in \mathbb{R}$ is a mass parameter. For $\Omega = 0$ the harmonic chain is critical, and in the scaling limit is described by a $c = 1$ free boson. Moreover, on the lattice, since (43) is quadratic, it can be solved exactly. The partially transposed reduced density matrix has been calculated analytically in Ref. 34 (see also Appendix A). Note that for $\Omega = 0$, (43) has a zero mode that leads to divergent expressions. For this reason, here we always consider the situation with $\Omega L \ll 1$, choosing $\Omega L = 10^{-6}$.

For Ising and Heisenberg spin chains, the partially transposed reduced density matrix $\rho_A^{T_2}$, and the negativity spectrum are obtained using DMRG. Here we employ the method described in Ref. 20. The method relies on the matrix product state (MPS) representation of the ground state of (41) and (42). The calculation of the negativity spectrum involves the diagonalization of a $\chi^2 \times \chi^2$ matrix, with χ the bond dimension of the MPS. The computational cost is therefore χ^6 . In our simulations we use $\chi \lesssim 80$, which allows us to simulate system sizes up to $L \sim 200$ for the Ising chain, and up to $L \sim 100$ for the XXX chain.

A. Two intervals in a pure state

As we have discussed in Sec. II B the negativity spectrum for a system in a pure state can be written as a function of the

entanglement spectrum of one of the two subsystems. Consequently, testing the negativity spectrum of two complementary intervals A_1 and A_2 (Figure 1 (a)) in the ground state of a CFT is not a new result, but just a further confirmation of the range of validity of the CFT prediction for the entanglement spectrum (9). It is however instructive to have a look at it, exactly to control the range of validity and to test those effects that are not encoded in the CFT predictions such as corrections to the scaling and discreteness of the spectrum.

Here we only provide results for the critical Ising chain considering systems of lengths $L = 64, 128, 256$ and a bipartition into two equal intervals of length $\ell_1 = \ell_2 = L/2$. We consider the tail distribution $n(\lambda)$ which is plotted in Figure 3 versus the scaling variable $\xi \equiv \sqrt{b} \ln(\lambda_M/|\lambda|)$. As we already stressed, $n(\lambda)$ depends (via ξ) only on λ_M . Since we used for λ_M the value obtained from the DMRG simulation, the CFT prediction for $n(\lambda)$ has no free parameters. Panels (a) and (b) in Figure 3 are for $\lambda > 0$ and $\lambda < 0$, respectively. The different symbols are the DMRG results for various system sizes, whereas the continuous line is the CFT prediction (28). The agreement between the CFT prediction and the numerical DMRG data is rather impressive taking into account that there are no fitting parameters. There are some small deviations for very small ξ (i.e. for the largest, in absolute value, eigenvalues) which are clearly due to the discreteness of the negativity spectrum. Then there is a quite large region with $1 \lesssim \xi \lesssim 2$ where the agreement is perfect for both positive and negative eigenvalues. For larger ξ (i.e. for very small eigenvalues) sizeable deviations appear. These do not come unexpected since they are a consequence of the finiteness of the Hilbert space for a block of spin of finite length. Consequently $n(\lambda)$ cannot grow indefinitely as in CFT. The same effect is well known and studied already for the entanglement spectrum^{51,66,68}. However, upon increasing L the data exhibit a clear trend toward the CFT prediction, confirming that the observed discrepancy is due to scaling corrections and that it should disappear in the limit $\ell \rightarrow \infty$.

B. Two intervals in a mixed state: Support of the negativity spectrum

We now turn to discuss the negativity of two adjacent intervals A_1 and A_2 in a mixed state as in Figure 1 (b). Before discussing the full negativity spectrum, it is instructive to consider the scaling properties of its support. In particular, we focus on the scaling behavior of the largest (positive) eigenvalue λ_M and the smallest (negative) one λ_m . This allows us to control the range of validity of our result and to test those effects that are not encoded in the CFT prediction, such as scaling corrections. For simplicity, we restrict ourselves to the situation of two equal-length intervals.

Let us start by discussing the largest eigenvalue. An important consequence of (40) (with $\ell_1 = \ell_2 = \ell$) is that the combination $-\ln \lambda_M - c/4 \ln L$ is a function of $z = \ell/L$ only. For the critical Ising chain this is numerically demonstrated in Figure 4 (a) which reports $-\ln \lambda_M - 1/8 \ln L$ ($c = 1/2$ for the Ising chain) versus $0 \leq z \leq 1/2$. The different symbols

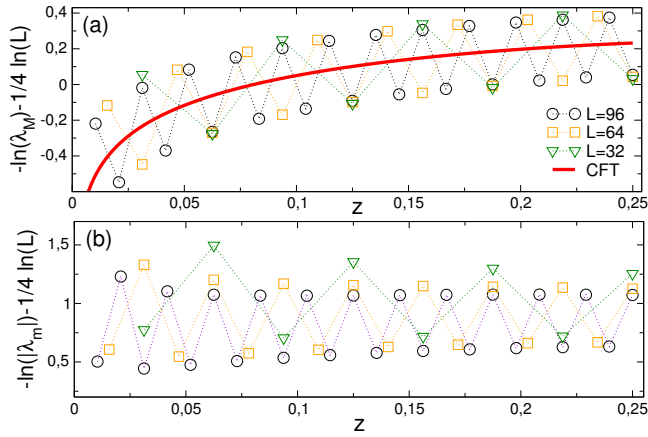


FIG. 5. Largest and smallest negativity eigenvalues for two adjacent intervals in a mixed state: Same as in Figure 4 for the XXX chain. Note both in (a) and (b) the presence of oscillating scaling corrections.

are DMRG data for $L \leq 200$. The perfect data collapse for all system sizes provides a strong confirmation of (40). Moreover, the full line in the Figure is a fit to (40), with the additive constant as the only fitting parameter. The agreement with the data is excellent, providing conclusive evidence of the CFT scaling for the largest eigenvalue of $\rho_A^{T_2}$.

As we have seen, the smallest negative eigenvalue of $\rho_A^{T_2}$ should scale like the largest positive one λ_M . For this reason, to illustrate the scaling behavior of λ_m , in Figure 4 (b) (for the Ising chain and the same tripartition as above) we report $\ln |\lambda_m| - 1/8 \ln L$ versus $z = \ell/L$. The data do not collapse on a single curve as seen for the largest eigenvalue in panel (a) and a quite weak dependence on z is observed. This is strikingly different for λ_M . Furthermore, it is clear that the data are not yet asymptotic, suggesting that strong corrections to the scaling are present for these values of L . This does not come unexpected, since we already discussed that strong logarithmic corrections to the scaling were expected for λ_m .

Similar results as in Figure 4 are observed for the XXX chain. The CFT scaling (40) with $c = 1$ is expected to hold for λ_M . Panel (a) in Figure 5 reports $-\ln \lambda_M - 1/4 \ln L$ versus z . In contrast with the Ising case (Figure 4), strong oscillations with the parity of the intervals length ℓ are present and should be attributed to the finite-size of the chain. Indeed, similar scaling corrections are well known in the literature for the Rényi entropies^{72,74,75}, and are due to the antiferromagnetic nature of the XXX interaction. Moreover, for $-\ln \lambda_M$ of ρ_A these corrections are known to decay logarithmically^{72,76} with ℓ as $1/\ln \ell$. Since a similar behavior is expected for the largest eigenvalue of $\rho_A^{T_2}$, this explains the very weak dependence on L of the oscillations observed in Figure 5 (a). Still, the CFT result (40), which is shown as full line in Figure 5 (a), captures well the gross behavior of the DMRG data. Finally, in Figure 5 (b) we focus on λ_m , reporting $-\ln |\lambda_m| - 1/4 \ln L$ as a function of z , for the same chain sizes as in panel (a). Interestingly, the same oscillating corrections observed for λ_M are present. These oscillations prevent to understand the scal-

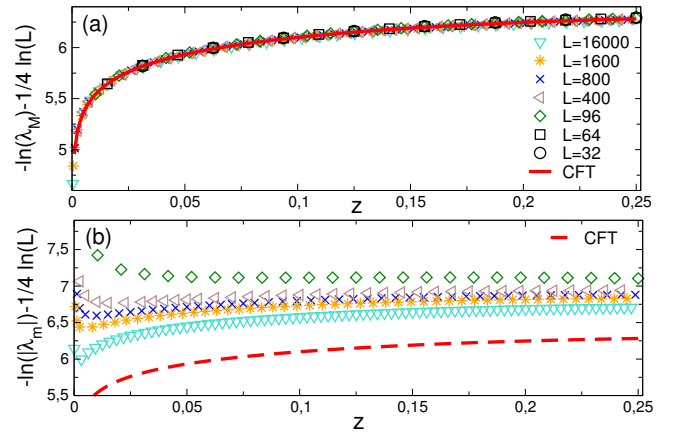


FIG. 6. Largest and smallest negativity eigenvalues for two adjacent intervals in a mixed state: Same as in Figure 4 for the harmonic chain. Note in panel (b) the very large scaling corrections for λ_m . The dashed line is the same curve for $-\ln \lambda_M$ as in (a).

ing with L of λ_m and so the data are even less conclusive than those for the Ising chain in Figure 4.

At this point, we do not have yet conclusive data to support the CFT scaling $\lambda_m = -\lambda_M$ for the negative edge of the negativity spectrum. We have strong evidence that the data in panels (b) of Figures 4 and 5 are affected by logarithmic corrections to the scaling. Consequently, in order to reveal the true asymptotic behavior, we would need to explore system sizes that are orders of magnitude larger than those already considered. This is clearly impossible with DMRG. For this reason we study the support of the negativity spectrum for the harmonic chain for which standard techniques for the diagonalization of bosonic quadratic Hamiltonians allowed us to investigate chains with 16000 sites with a minor numerical effort (see the appendix for a review of these techniques). The edges of the negativity spectrum for a tripartite harmonic chain (with $\ell_1 = \ell_2 = \ell$) are reported in Figure 6. Panel (a) focuses on the largest eigenvalue λ_M , reporting $\ln \lambda_M - 1/4 \ln L$ versus $z = \ell/L$ for chain up to $L = 16000$. The agreement between the CFT prediction (40) and the data is perfect (again the only fitting parameter is the additive constant). Notice, however, the vertical scale of Figure 6: we have a very large value, reflecting the fact that for the periodic harmonic chain the zero mode produces a large additive constant to the leading logarithmic behavior. On the other hand, in panel (b) we plot $\ln |\lambda_m| - 1/4 \ln L$ versus z . Strong scaling corrections are still visible at $L = 16000$. Specifically, while for $L \sim 100$ the data exhibit a “flat” behavior as a function of z which is reminiscent of what observed in Figure 4 (b) for the Ising chain, for larger chains the data become compatible with the CFT scaling (40): it is in fact clear that the curve for $L = 16000$ is just shifted compared to the asymptotic prediction $|\lambda_m| = \lambda_M$ (dashed line in the figure). In Appendix A we report some further evidences that for the harmonic chain in the large ℓ limit, $|\lambda_m| \rightarrow \lambda_M$. However, from Figure 6 (b) it is clear that this can be true only for very large chain sizes (comparing the data with the dashed line). Once again this fact is fully compatible with the presence of the expected logarithmic corrections to

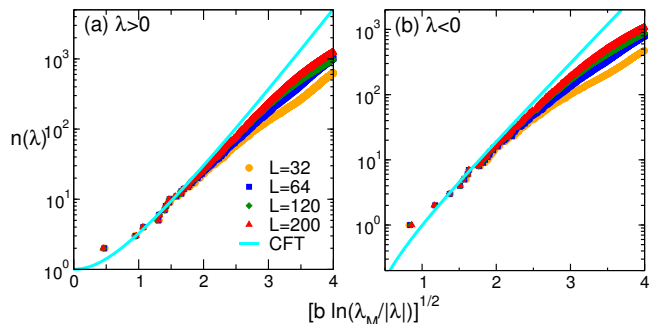


FIG. 7. Negativity spectrum of two adjacent equal-length intervals in a mixed state: The number distribution function $n(\lambda)$ plotted as a function of $\xi \equiv [b \ln(\lambda_M/|\lambda|)]^{1/2}$, with $b \equiv -\ln \lambda_M$, and λ_M the largest positive eigenvalue of $\rho_A^{T_2}$. The symbols are DMRG results for the critical Ising chain for several chain sizes L . The subsystem size is always $\ell = L/4$. Panel (a) and (b) plot $n(\lambda)$ for positive and negative values of λ , respectively. In both panels the continuous line is the CFT prediction.

the scaling.

C. The negativity spectrum

We finally discuss the negativity spectrum of two adjacent intervals in a mixed state as in Figure 1 (b). The results for the critical Ising chain are reported in Figure 7. Panels (a) and (b) show the number distribution function $n(\lambda)$ plotted against $\xi \equiv \sqrt{b \ln(\lambda_M/|\lambda|)}$ for both $\lambda > 0$ and $\lambda < 0$. The symbols are DMRG data for $L = 32 - 200$. We consider two intervals of equal length $\ell = L/4$. Similarly to the pure case, in constructing the scaling variable ξ we used for λ_M the value from the DMRG simulation, so that the CFT prediction for large ℓ (37) is super-universal and does not have any free parameter. In the two panels the full lines are these super-universal CFT predictions (37). The agreement between the DMRG data and the CFT is fairly good. As usual in these plots (compare e.g. with Figure 3), some deviations are observed for large ξ (small $|\lambda|$). As already explained these deviations are due to the finiteness of the Hilbert space of the interval and they are expected to disappear in the limit of large ℓ . Indeed, the observed trend of the data upon increasing L (and hence $\ell = L/4$) suggests that in the thermodynamic limit the CFT behavior should be recovered.

The analogous results for the XXX spin chain for the number distribution function are reported in Figure 8. The symbols are DMRG results now for $L = 32 - 96$. The theoretical CFT result is the same as for the Ising chain (37). For both positive and negative values of λ the DMRG data are in excellent agreement with the CFT prediction (full lines in the Figure). It is interesting to observe that at small ξ , the negativity spectrum exhibits some intriguing degeneracy structure, which is not captured by the CFT result. This is analogous to what observed also for the entanglement spectrum in systems with continuous symmetries^{51,66}.

Concluding, the results in Figures 7 and 8 provide a quite

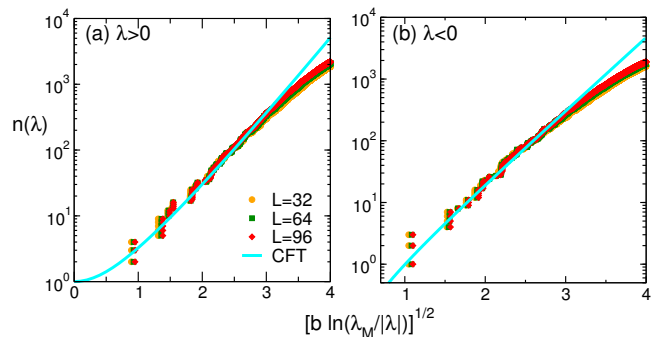


FIG. 8. Negativity spectrum of two adjacent intervals in a mixed state: Same as in Figure 7, for the XXX chain. Note the degeneracy patterns at large $|\lambda|$.

strong evidence for the correctness of the CFT negativity spectrum prediction also for the case of two adjacent non-complementary intervals embedded in the ground state of model whose low energy features are captured by CFT. It is unfortunate that more stringent tests of the CFT prediction cannot be obtained from the study of the harmonic chain. Indeed, while for the harmonic chains the methods reported in the appendix allow us to study systems of size 10^4 , as we have shown in Figure 6, the resulting value of λ_M is very large because of the presence of the zero mode. This implies that to get a stringent check of the CFT negativity spectrum, one would require to consider a really huge number of eigenvalues of $\rho_A^{T_2}$ which goes beyond our numerical possibilities.

IV. CONCLUSIONS & OUTLOOK

We investigated both analytically and numerically the distributions of the eigenvalues of the partially transposed reduced density matrix (negativity spectrum) in the ground state of one-dimensional gapless systems described by a Conformal Field Theory (CFT). Our main results have been already summarized in the Introduction. Here we limit to discuss some future research directions originating from our work.

Clearly, it would be interesting to extend our analysis to the case of two *disjoint* intervals in a mixed state. It has been demonstrated in Ref. 11 that the negativity of two disjoint intervals decays exponentially as a function of their distance. It would be interesting to clarify how this behavior is reflected in the negativity spectrum. Unfortunately, from the CFT side, this interesting problem is technically prohibitive (if not impossible) because the moments $\text{Tr}(\rho_A^{T_2})^n$ have a very complicated analytic structure¹².

Here we focused only on the distribution of the negativity spectrum. It would be enlightening to investigate the fine structure of the spectrum, for instance its degeneracy patterns and the eigenvalue spacing. This could potentially reveal deeper structures of the underlying CFT, similar to what happens for the entanglement spectrum^{51,52}. It would be also interesting to study the negative spectrum distribution in gapped phases, as it has been done already for the entanglement spec-

trum in Ref. 77. On the experimental side, there are recent proposals on how to measure the entanglement spectrum in cold-atom experiments⁷⁸ (see also Ref. 79). It should be possible to extend these ideas to measure the negativity spectrum. Finally, our results could be useful to devise simpler measures of the entanglement in mixed states. One interesting direction would be to focus only on a small portion of the spectrum, for instance exploring region around the smallest negative eigenvalue.

V. ACKNOWLEDGMENTS

We acknowledge very useful discussions with Z. Zimboras and V. Eisler. VA and PC acknowledge support from the ERC under the Starting Grant 279391 EDEQS.

Appendix A: Negativity spectrum of the harmonic chain

Here we review the calculation of the partially transposed reduced density matrix $\rho_A^{T_2}$ for the harmonic chain. For periodic boundary condition, the Hamiltonian (43) is diagonalized in Fourier space. Indeed, defining the operators \tilde{q}_k and \tilde{p}_k as

$$\tilde{q}_k \equiv \frac{1}{\sqrt{L}} \sum_{s=0}^{L-1} q_s e^{-2\pi i k s / L}, \quad (\text{A1})$$

$$\tilde{p}_k \equiv \frac{1}{\sqrt{L}} \sum_{s=0}^{L-1} p_s e^{-2\pi i k s / L}. \quad (\text{A2})$$

the Hamiltonian (43) becomes

$$\mathcal{H} = \sum_{k=0}^{L-1} \Omega_k \left(a_k^\dagger a_k + \frac{1}{2} \right), \quad (\text{A3})$$

where the dispersion Ω_k is

$$\Omega_k \equiv \sqrt{\Omega^2 + 4 \sin^2 \left(\frac{\pi k}{L} \right)}. \quad (\text{A4})$$

In (A4) we introduced the creation and annihilation operators a_k^\dagger and a_k

$$a_k \equiv \sqrt{\frac{\Omega_k}{2}} \left(\tilde{q}_k + \frac{i}{\Omega_k} \tilde{p}_k \right), \quad (\text{A5})$$

$$a_k^\dagger \equiv \sqrt{\frac{\Omega_k}{2}} \left(\tilde{q}_{-k} - \frac{i}{\Omega_k} \tilde{p}_{-k} \right), \quad (\text{A6})$$

satisfying $[a_k, a_{k'}] = [a_k^\dagger, a_{k'}^\dagger] = 0$ and $[a_k, a_{k'}^\dagger] = i\delta_{k,k'}$. The ground state of the harmonic chain is the vacuum $|0\rangle$ annihilated by a_k , i.e., $a_k|0\rangle = 0, \forall k$.

To calculate the reduced density matrix ρ_A and its partial transpose $\rho_A^{T_2}$, the correlation matrices $\mathbb{Q}_{r,s} \equiv \langle 0|q_r q_s|0\rangle$ and

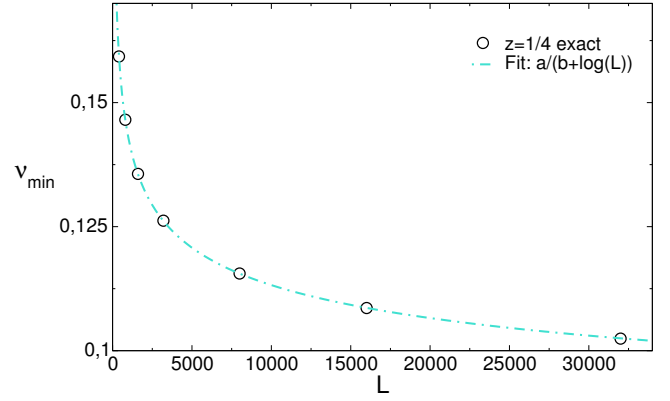


FIG. 9. The smallest single particle negativity level ν_{min} plotted as a function of the chain size L . The circles are exact results for $z \equiv \ell/L = 1/4$, and ℓ being the size of one interval. The dash-dotted line is a fit to $a/(b + \ln(L))$, with a, b the fitting parameters.

$\mathbb{P}_{r,s} \equiv \langle 0|p_r p_s|0\rangle$ are required. These are obtained by expressing q_r and p_r in terms of \tilde{q}_k and \tilde{p}_k . The result reads

$$\mathbb{Q}_{r,s} = \frac{1}{2L\Omega} + \frac{1}{2L} \sum_{k=1}^{L-1} \frac{1}{\Omega_k} \cos \left[\frac{2\pi k(r-s)}{L} \right] \quad (\text{A7})$$

$$\mathbb{P}_{r,s} = \frac{1}{2L} \sum_{k=0}^{L-1} \Omega_k \cos \left[\frac{2\pi k(r-s)}{L} \right], \quad (\text{A8})$$

where in the first row we isolated the divergent term in the limit $\Omega \rightarrow 0$, i.e. the zero mode.

1. Entanglement spectrum

The reduced density matrix ρ_A for the ground state of the harmonic chain, and for an arbitrary partition of the chain, is fully determined by the correlators $\mathbb{Q}_{r,s}$ and $\mathbb{P}_{r,s}$. It can be shown that ρ_A is gaussian and it can be written as (see Ref. 80 and references therein)

$$\rho_A = \frac{1}{\mathcal{N}} \exp \left(- \sum_{j \in A} \epsilon_j b_j^\dagger b_j \right). \quad (\text{A9})$$

Here \mathcal{N} is a normalization factor, and b_j bosonic operators related to the original ones a_j in (A4) by a canonical transformation. In (A9), ϵ_j are the “single-particle” entanglement spectrum levels. Their values is fixed by requiring that the expectation values of the correlators of q_s and p_s calculated using ρ_A match the corresponding ground state ones (cf. (A7)). Denoting the restriction of $\mathbb{Q}_{r,s}$ and $\mathbb{P}_{r,s}$ to subsystem A as $\mathbb{Q}_{r,s}^A$ and $\mathbb{P}_{r,s}^A$, and given the spectrum $\{\mu_1^2, \dots, \mu_\ell^2\}$ (with ℓ the size of A) of $\mathbb{Q}^A \cdot \mathbb{P}^A$, one has⁸⁰

$$\mu_j = \frac{1}{2} \coth \frac{\epsilon_j}{2}. \quad (\text{A10})$$

Using (A9), this allows one to write

$$\mathcal{N} = \prod_{j=1}^{\ell} \left(\mu_j + \frac{1}{2} \right). \quad (\text{A11})$$

The spectrum of ρ_A (entanglement spectrum) is obtained by filling in all possible ways the single particle levels ϵ_j . Therefore, the entanglement spectrum levels are characterized by the occupation numbers $\{\alpha_j\}$ of the bosonic modes. We denote the generic level as $\tilde{\lambda}_{\{\alpha_j\}}$. One has

$$\tilde{\lambda}_{\{\alpha_j\}} = \frac{1}{\mathcal{N}} \prod_{j=1}^{\ell} \left[\frac{\mu_j - \frac{1}{2}}{\mu_j + \frac{1}{2}} \right]^{\alpha_j}. \quad (\text{A12})$$

Clearly, one obtains $\text{Tr} \rho_A^n$ as

$$\text{Tr} \rho_A^n = \prod_{j=1}^{\ell} \left[\left(\mu_j + \frac{1}{2} \right)^n - \left(\mu_j - \frac{1}{2} \right)^n \right]^{-1}. \quad (\text{A13})$$

The von Neumann entropy is obtained as

$$S_A = \sum_{j=1}^{\ell} \left[\left(\mu_j + \frac{1}{2} \right) \ln \left(\mu_j + \frac{1}{2} \right) - \left(\mu_j - \frac{1}{2} \right) \ln \left(\mu_j - \frac{1}{2} \right) \right]. \quad (\text{A14})$$

2. Negativity spectrum

The partial transpose $\rho_A^{T_2}$ has been constructed in Ref. 34. The net effect of the partial transposition with respect to part A_2 is to reverse the momenta corresponding to A_2 ³⁴ so that the gaussian form of (A9) is preserved. The change in the momentum sign is implemented by defining the matrix $(\mathbb{P}^A)^{T_2}$ as

$$(\mathbb{P}^A)^{T_2} \equiv \mathbb{R}^{A_2} \mathbb{P}^A \mathbb{R}^{A_2}, \quad (\text{A15})$$

where $[\mathbb{R}^{A_2}]_{r,s} \equiv \delta_{r,s} (-1)^{\delta_{r \in A_2}}$. Basically, \mathbb{R}^{A_2} is equal to $\delta_{r,s}$ ($-\delta_{r,s}$) for r in A_1 (A_2). Note that now $\rho_A^{T_2}$ reads

$$\rho_A^{T_2} = \frac{1}{\mathcal{N}'} \exp \left(- \sum_{j \in A} \epsilon'_j b_j^\dagger b_j \right). \quad (\text{A16})$$

The ‘‘single-particle’’ negativity spectrum levels ϵ'_j are obtained from the spectrum $\{\nu_1^2, \dots, \nu_\ell^2\}$ of $\mathbb{Q}^A \cdot (\mathbb{P}^A)^{T_2}$ as $\nu_j = 1/2 \coth(\epsilon'_j/2)$. Similar to ρ_A , one has

$$\mathcal{N}' = \prod_{j=1}^{\ell} \left(\nu_j + \frac{1}{2} \right). \quad (\text{A17})$$

The negativity spectrum levels $\lambda_{\{\alpha_j\}}$ are written in terms of the ν_j as

$$\lambda_{\{\alpha_j\}} = \frac{1}{\mathcal{N}'} \prod_{j=1}^{\ell} \left[\frac{\nu_j - \frac{1}{2}}{\nu_j + \frac{1}{2}} \right]^{\alpha_j}. \quad (\text{A18})$$

One can verify that $0 \leq \nu_j < \infty$. Clearly, $\nu_j > 1/2$ and $\nu_j < 1/2$ correspond to positive and negative terms in (A18). The negativity \mathcal{E} is obtained from (A18) as

$$\mathcal{E} = \ln \prod_{j=1}^{\ell} \max \left[1, \frac{1}{2\nu_j} \right]. \quad (\text{A19})$$

Clearly, only $\nu_j < 1/2$ contribute to \mathcal{E} .

Finally, since $|(\nu_j - 1/2)/(\nu_j + 1/2)| < 1$ in (A18), the largest positive eigenvalue of $\rho_A^{T_2}$ corresponds to all the bosonic modes being unoccupied. On the other hand, the smallest negative eigenvalue corresponds to only the mode with the smallest ν_j being occupied. In formulas, one has

$$\lambda_M = \frac{1}{\mathcal{N}'}, \quad (\text{A20})$$

$$\lambda_m = \lambda_M \frac{\nu_m - \frac{1}{2}}{\nu_m + \frac{1}{2}}, \quad \text{with} \quad \nu_m = \min_j(\nu_j). \quad (\text{A21})$$

Notice that $|\lambda_m| < \lambda_M$ for any finite chain. The scaling behavior of λ_M as a function of the intervals size ℓ has been presented in Figure 6 (a). Here we focus on ν_{min} , which determine the scaling behavior of λ_m . Figure 9 reports ν_{min} as a function of the chain size L for $400 \leq L \leq 16000$. The data are for two adjacent equal-length intervals with length $\ell = L/4$. Clearly, ν_{min} decreases very slowly upon increasing L . To establish the asymptotic equality $\lambda_m \rightarrow \lambda_M$, it is crucial to understand the asymptotic behavior of ν_{min} for $L \rightarrow \infty$. The numerical data in Figure 9 suggests a slow logarithmic decays described by the function

$$f(x) = \frac{a}{b + \ln(x)}, \quad (\text{A22})$$

which we use to fit the numerical data for ν_{min} . In (A22) the constant b accounts for the dependence of ℓ, L on the microscopic cutoff (lattice spacing). The behavior (A22) has been proved analytically for the single-particle entanglement spectrum levels of free fermionic models^{80,82} and conjectured for free bosonic models^{81,83–85}. Here we only propose it as a fitting function: the result of the fit is shown in Figure 9 as dash-dotted line, and it is in perfect agreement with the data. This suggests that $\nu_{min} \rightarrow 0$ in the thermodynamic limit, although larger system sizes would be needed for a conclusive evidence. From (A20) this implies that $|\lambda_m| \rightarrow \lambda_M$ in the thermodynamic limit, in agreement with the CFT prediction. The effect of ν_{min} is to introduce the logarithmic scaling corrections observed in Figure 6 (b).

- ¹ L. Amico, R. Fazio, A. Osterloh, and V. Vedral, *Rev. Mod. Phys.* **80**, 517 (2008).
- ² P. Calabrese, J. Cardy, and B. Doyon Eds, *J. Phys. A* **42**, 500301 (2009).
- ³ J. Eisert, M. Cramer, and M. B. Plenio, *Rev. Mod. Phys.* **82**, 277 (2010).
- ⁴ N. Laflorencie, arXiv:1512.03388.
- ⁵ A. Peres, *Phys. Rev. Lett.* **77**, 1413 (1996).
- ⁶ K. Zyczkowski, P. Horodecki, A. Sanpera, and M. Lewenstein, *Phys. Rev. A* **58**, 883 (1998).
- ⁷ K. Zyczkowski, *Phys. Rev. A* **60**, 3496 (1999).
- ⁸ J. Lee, M. S. Kim, Y. J. Park, and S. Lee, *J. Mod. Opt.* **47**, 2151 (2000); J. Eisert and M. B. Plenio, *J. Mod. Opt.* **46**, 145 (1999).
- ⁹ G. Vidal and R. F. Werner, *Phys. Rev. A* **65**, 032314 (2002).
- ¹⁰ M. B. Plenio, *Phys. Rev. Lett.* **95**, 090503 (2005); J. Eisert, quant-ph/0610253.
- ¹¹ P. Calabrese, J. Cardy, and E. Tonni, *Phys. Rev. Lett.* **109**, 130502 (2012).
- ¹² P. Calabrese, J. Cardy, and E. Tonni, *J. Stat. Mech.* P02008 (2013).
- ¹³ P. Calabrese, L. Tagliacozzo, and E. Tonni, *J. Stat. Mech.* (2013) P05002.
- ¹⁴ S. Furukawa, V. Pasquier, and J. Shiraishi, *Phys. Rev. Lett.* **102**, 170602 (2009); P. Calabrese, J. Cardy, and E. Tonni, *J. Stat. Mech.* P11001 (2009); P. Calabrese, J. Cardy, and E. Tonni, *J. Stat. Mech.* P01021 (2011); V. Alba, L. Tagliacozzo, and P. Calabrese, *Phys. Rev. B* **81**, 060411 (2010); M. Fagotti and P. Calabrese, *J. Stat. Mech.* (2010) P04016; V. Alba, L. Tagliacozzo, and P. Calabrese, *J. Stat. Mech.* P06012 (2011); M. A. Rajabpour and F. Gliozzi, *J. Stat. Mech.* (2012) P02016; A. Coser, L. Tagliacozzo, and E. Tonni, *J. Stat. Mech.* (2014) P01008.
- ¹⁵ H. Wichterich, J. Molina-Vilaplana, and S. Bose, *Phys. Rev. A* **80**, 010304 (2009).
- ¹⁶ S. Marcovitch, A. Retzker, M. B. Plenio and B. Reznik, *Phys. Rev. A* **80**, 012325 (2009).
- ¹⁷ H. Wichterich, J. Vidal, and S. Bose, *Phys. Rev. A* **81**, 032311 (2010).
- ¹⁸ P. Calabrese, J. Cardy, and E. Tonni, *J. Phys. A* **48**, 015006 (2015).
- ¹⁹ M. Kulaxizi, A. Parnachev, and G. Policastro, *JHEP* 1409 (2014) 010.
- ²⁰ P. Ruggiero, V. Alba, and P. Calabrese, arXiv:1605.00674.
- ²¹ A. Coser, E. Tonni and P. Calabrese, *J. Stat. Mech.* P12017 (2014).
- ²² M. Hoogeveen and B. Doyon, *Nucl. Phys. B* **898**, 78 (2015).
- ²³ V. Eisler and Z. Zimboras, *New J. Phys.* **16**, 123020 (2014).
- ²⁴ X. Wen, P.-Y. Chang, and S. Ryu, *Phys. Rev. B* **92**, 075109 (2015).
- ²⁵ M. Rangamani, and M. Rota, *JHEP* 1410 (2014) 060; E. Perlmutter, M. Rangamani, and M. Rota, *Phys. Rev. Lett.* **115**, 171601 (2015).
- ²⁶ O. Blondeau-Fournier, O. Castro-Alvaredo, and B. Doyon, *J. Phys. A* **49**, 125401 (2016).
- ²⁷ Y. A. Lee and G. Vidal, *Phys. Rev. A* **88**, 042318 (2013).
- ²⁸ C. Castelnuovo, *Phys. Rev. A* **88**, 042319 (2013); C. Castelnuovo, *Phys. Rev. A* **89**, 042333 (2014).
- ²⁹ A. Bayat, S. Bose, P. Sodano, and H. Johannesson, *Phys. Rev. Lett.* **109**, 066403 (2012); A. Bayat, P. Sodano, and S. Bose, *Phys. Rev. B* **81**, 064429 (2010).
- ³⁰ A. Bayat, H. Johannesson, S. Bose, and P. Sodano, *Nat. Comm.* **5**, 3784 (2014).
- ³¹ B. Alkurtass, A. Bayat, I. Affleck, S. Bose, H. Johannesson, P. Sodano, E. S. Sorensen, and K. Le Hur, *Phys. Rev. B* **93**, 081106 (2016).
- ³² X. Wen, S. Matura, and S. Ryu, *Phys. Rev. B* **93**, 245140 (2016).
- ³³ X. Wen, P.-Y. Chang, and S. Ryu, arXiv:1606.04118.
- ³⁴ K. Audenaert, J. Eisert, M. B. Plenio, and R. F. Werner, *Phys. Rev. A* **66**, 042327 (2002).
- ³⁵ V. Eisler and Z. Zimboras, *Phys. Rev. B* **93**, 115148 (2016).
- ³⁶ C. De Nobili, A. Coser, and E. Tonni, arXiv:1604.02609.
- ³⁷ S. White, *Phys. Rev. Lett.* **69**, 2863 (1992).
- ³⁸ U. Schollwöck, *Rev. Mod. Phys.* **77**, 259 (2005).
- ³⁹ U. Schollwöck, *Annals of Physics* **326**, 96 (2011).
- ⁴⁰ H. A. Carteret, arXiv:1605.08751.
- ⁴¹ H. Li and F. D. M. Haldane, *Phys. Rev. Lett.* **101**, 010504 (2008).
- ⁴² N. Regnault, B. A. Bernevig, F. D. M. Haldane, *Phys. Rev. Lett.* **103**, 016801 (2009); L. Fidkowski, *Phys. Rev. Lett.* **104**, 130502 (2010); A. M. Läuchli, E. J. Bergholtz, J. Suorsa, and M. Haque, *Phys. Rev. Lett.* **104**, 156404 (2010); R. Thomale, A. Sterdyniak, N. Regnault, and B. A. Bernevig, *Phys. Rev. Lett.* **104**, 180502 (2010).
- ⁴³ H. Yao and X. L. Qi, *Phys. Rev. Lett.* **105**, 080501 (2010); F. Pollmann, A. M. Turner, E. Berg, M. Oshikawa, *Phys. Rev. B*, **81**, 064439 (2010); N. Regnault and B. A. Bernevig, *Phys. Rev. X* **1**, 021014 (2011).
- ⁴⁴ J. Dubail, and N. Read, *Phys. Rev. Lett.* **107**, 157001 (2011). J. Schliemann, *Phys. Rev. B* **83**, 115322 (2011). T. L. Hughes, E. Prodan, B. A. Bernevig, *Phys. Rev. B*, **83**, 245132 (2011); M. P. Zaletel, R. S. K. Mong, and F. Pollmann, *Phys. Rev. Lett.* **110**, 236801 (2013).
- ⁴⁵ X. L. Qi, H. Katsura, and A. W. W. Ludwig, *Phys. Rev. Lett.* **108**, 196402 (2012); D. Poilblanc, N. Schuch, D. Perez-Garcia, and J.I. Cirac, *Phys. Rev. B* **86**, 014404 (2012); L. Cincio and G. Vidal, *Phys. Rev. Lett.* **110**, 067208 (2013); S. Furukawa and M. Ueda, *Phys. Rev. Lett.* **111**, 090401 (2013); B. Bauer, L. Cincio, B. P. Keller, M. Dolfi, G. Vidal, S. Trebst, A. W.W. Ludwig, *Nature Commun* **5**, 5137 (2014).
- ⁴⁶ M. Metlitski and T. Grover, arXiv:1112.5166.
- ⁴⁷ V. Alba, M. Haque, and A. M. Läuchli, *Phys. Rev. Lett.* **110**, 260403 (2013).
- ⁴⁸ F. Kolley, S. Depenbrock, I. P. McCulloch, U. Schollwöck, and V. Alba, *Phys. Rev. B* **88**, 144426 (2013).
- ⁴⁹ I. Frérot and T. Roscilde, *Phys. Rev. Lett.* **116**, 190401 (2016).
- ⁵⁰ Z.-C. Yang, C. Chamon, A. Hamma, and E. R. Mucciolo, *Phys. Rev. Lett.* **115**, 267206 (2015). S. D. Geraedts, R. Nandkishore, N. Regnault, *Phys. Rev. B* **93**, 174202 (2016). M. Serbyn, A. A. Michailidis, D. A. Abanin, and Z. Papic, arXiv:1605.05737.
- ⁵¹ P. Calabrese and A. Lefevre, *Phys. Rev. A* **78**, 032329 (2008).
- ⁵² A. M. Läuchli, arXiv:1303.0741.
- ⁵³ F. Pollmann, S. Mukerjee, A. Turner, and J. E. Moore, *Phys. Rev. Lett.* **102**, 255701 (2009); L. Tagliacozzo, T. R. de Oliveira, S. Iblisdir, and J. I. Latorre, *Phys. Rev. B* **78**, 024410 (2008); B. Pirvu, G. Vidal, F. Verstraete, and L. Tagliacozzo, *Phys. Rev. B* **86**, 075117 (2012).
- ⁵⁴ A. Sanpera, R. Tarrach, and G. Vidal, *Phys. Rev. A* **58**, 826 (1998).
- ⁵⁵ S. Rana, *Phys. Rev. A* **87**, 054301 (2013).
- ⁵⁶ N. I. Akhiezer, *The Classical Moment Problem*, Hafner, New York, 1965; B. Simon, *Advances in Mathematics* **137**, 82 (1998).
- ⁵⁷ V. Eisler and Z. Zimboras, *New J. Phys.* **17** 053048 (2015).
- ⁵⁸ A. Coser, E. Tonni, and P. Calabrese, *J. Stat. Mech.* (2015) P08005.
- ⁵⁹ A. Coser, E. Tonni, and P. Calabrese, *J. Stat. Mech.* (2016) 033116.
- ⁶⁰ A. Coser, E. Tonni, and P. Calabrese, *J. Stat. Mech.* (2016) 053109.
- ⁶¹ P.-Y. Chang and X. Wen, *Phys. Rev. B* **93**, 195140 (2016).

- ⁶² C. P. Herzog and Y. Wang, arXiv:1601.00678.
- ⁶³ V. Alba, J. Stat. Mech. (2013) P05013.
- ⁶⁴ C.-M. Chung, V. Alba, L. Bonnes, P. Chen, and A. M. Läuchli, Phys. Rev. B **90**, 064401 (2014).
- ⁶⁵ C. De Nobili, A. Coser, and E. Tonni, J. Stat. Mech. (2015) P06021
- ⁶⁶ F. Pollmann and J. E. Moore, New J. Phys. **12**, 025006 (2010).
- ⁶⁷ V. Alba, M. Haque, and A. M. Läuchli, J. Stat. Mech., P08011 (2012).
- ⁶⁸ N. Laflorencie and S. Rachel, J. Stat. Mech. P11013 (2014).
- ⁶⁹ P. Calabrese and J. Cardy, J. Stat. Mech. P06002 (2004).
- ⁷⁰ P. Calabrese and J. Cardy, J. Phys. A **42**, 504005 (2009).
- ⁷¹ B.-Q. Jin, V. E. Korepin, J. Stat. Phys. **116**, 79 (2004).
- ⁷² P. Calabrese, M. Campostrini, F. H. L. Essler, and B. Nienhuis, Phys. Rev. Lett. **104** 095701 (2010).
- ⁷³ I. Peschel and T. T. Truong, Z. Phys. B **69**, 385 (1987).
- ⁷⁴ N. Laflorencie, E. S. Sorensen, M.-S. Chang, and I. Affleck, Phys. Rev. Lett. **96**, 100603 (2006); E. S. Sorensen, N. Laflorencie, and I. Affleck, J. Phys. A **42**, 504009 (2009).
- ⁷⁵ J. Cardy and P. Calabrese, J. Stat. Mech. (2010) P04023.
- ⁷⁶ P. Calabrese and F. H. L. Essler, J. Stat. Mech. (2010) P08029; M. Fagotti and P. Calabrese, J. Stat. Mech. P01017 (2011).
- ⁷⁷ K. Okunishi, Y. Hieida, and Y. Akutsu, Phys. Rev. E **59**, R6227 (1999).
- ⁷⁸ H. Pichler, G. Zhu, A. Seif, P. Zoller, and M. Hafezi, arXiv:1605.08624.
- ⁷⁹ H. A. Carteret, Phys. Rev. Lett. **94**, 040502
- ⁸⁰ V. Eisler and I. Peschel, J. Phys. A **42**, 504003 (2009).
- ⁸¹ C. Callan and F. Wilczek, Phys. Lett. B **333**, 55 (1994).
- ⁸² I. Peschel, J. Stat. Mech. P06004 (2004).
- ⁸³ I. Peschel and M.-C. Chung, J. Phys. A **32**, 8419 (1999).
- ⁸⁴ I. Peschel, Braz. J. Phys. **42**, 267 (2012)
- ⁸⁵ M. Ghasemi Nezhadhighi and M. A. Rajabpour, Phys. Rev. B **88**, 045426 (2013)