

NIBLES – an HI census of stellar mass selected SDSS galaxies: I. The Nançay HI survey

W. van Driel^{1,2}, Z. Butcher³, S. Schneider³, M.D. Lehnert⁴, R. Minchin⁵, S-L. Blyth⁶, L. Chemin^{1,7,8}, N. Hallet¹, T. Joseph⁶, P. Kotze^{6,9}, R.C. Kraan-Korteweg⁶, A.O.H. Olofsson^{1,2,10}, and M. Ramatsoku^{6,11,12}

¹ GEPI, Observatoire de Paris, CNRS, Université Paris Diderot, 5 place Jules Janssen, 92190 Meudon, France e-mail: wim.vandriel@obspm.fr

² Station de Radioastronomie de Nançay, Observatoire de Paris, CNRS/INSU USR 704, Université d'Orléans OSUC, route de Souesmes, 18330 Nançay, France

³ University of Massachusetts, Astronomy Program, 536 LGRC, Amherst, MA 01003, U.S.A.

⁴ Institut d'Astrophysique de Paris, UMR 7095, CNRS Université Pierre et Marie Curie, 98 bis boulevard Arago, 75014 Paris, France

⁵ Arecibo Observatory, National Astronomy and Ionosphere Center, Arecibo, PR 00612, USA

⁶ Astrophysics, Cosmology and Gravity Centre (ACGC), Department of Astronomy, University of Cape Town, Private Bag X3, Rondebosch 7701, South Africa

⁷ Université de Bordeaux, Observatoire Aquitain des Sciences de l'Univers, BP 89, 33271 Floirac Cedex, France

⁸ CNRS, Laboratoire d'Astrophysique de Bordeaux-UMR 5804, BP 89, 33271 Floirac Cedex, France

⁹ Southern African Large Telescope Foundation, PO Box 9, Observatory 7935, Cape Town, South Africa

¹⁰ Onsala Space Observatory, Dept. of Radio and Space Science, Chalmers University of Technology, 43992 Onsala, Sweden

¹¹ Kapteyn Astronomical Institute, University of Groningen, Landleven 12, 9747 AV Groningen, The Netherlands

¹² ASTRON, Netherlands Institute for Radio Astronomy, Postbus 2, 7990 AA Dwingeloo, The Netherlands

Received 27/12/2015 ; Accepted 01/07/2016

ABSTRACT

To investigate galaxy properties as a function of their total stellar mass, we obtained 21cm HI line observations at the 100-m class Nançay Radio Telescope of 2839 galaxies from the Sloan Digital Sky Survey (SDSS) in the Local Volume ($900 < cz < 12,000$ km s⁻¹), dubbed the Nançay Interstellar Baryons Legacy Extragalactic Survey (NIBLES) sample. They were selected evenly over their entire range of absolute SDSS z -band magnitudes ($M_z \sim -13.5$ to -24 mag), which were used as a proxy for their stellar masses. Here, a first, global presentation of the observations and basic results is given; their further analysis will be presented in other papers in this series. The galaxies were originally selected based on their properties, as listed in SDSS DR5. Comparing this photometry to their total HI masses, we noted that, for a few percent, the SDSS magnitudes appeared severely underestimated, as confirmed by our re-measurements for selected objects. Although using the later DR9 results eliminated this problem in most cases, 384 still required manual photometric source selection. Usable HI spectra were obtained for 2600 of the galaxies, of which 1733 (67%) were clearly detected and 174 (7%) marginally. The spectra for 241 other observed galaxies could not be used for further analysis owing to problems with either the HI or the SDSS data. We reached the target number of about 150 sources per half-magnitude bin over the M_z range -16.5 to -23 mag. Down to -21 mag the overall detection rate is rather constant at the $\sim 75\%$ level but it starts to decline steadily towards the 30% level at -23 mag. Making regression fits by comparing total HI and stellar masses for our sample, including our conservatively estimated HI upper limits for non-detections, we find the relationship $\log(M_{\text{HI}}/M_\star) = -0.59 \log(M_\star) + 5.05$, which lies significantly below the relationship found in the $M_{\text{HI}}/M_\star - M_\star$ plane when only using HI detections.

Key words. galaxies: distances and redshifts – galaxies: general – galaxies: ISM – galaxies: photometry – radio lines: galaxies

1. Introduction

Understanding the gas cycle in galaxies – how galaxies acquire, process, and expel their gas – is the central goal of most studies of galaxy evolution. Our current understanding is that this cycle is a balance between the accretion of gas onto the galaxy, the efficiency of turning the accreted and “recycled” gas into stars, and ejecting gas through a coupling of the gas to the luminous and mechanical energy output of stars and active galactic nuclei (Bouché et al. 2010; Lilly et al. 2013). However, well-studied galaxies, such as our own Milky Way, point to a very different picture (Haywood et al. 2013). The Milky Way’s star formation rate has been roughly constant over the last 9 Gyrs and likely

did not drive significant outflows during that period (Snaith et al. 2014; Lehnert et al. 2014).

This is over a time span during which the cosmological accretion of dark matter was thought to decline by an order-of-magnitude (Neistein & Dekel 2008; Dekel et al. 2009, 2013). To accommodate the high accretion rates onto galaxies relative to their star formation rates, studies often focus on ways of having galaxies drive vigorous massive outflows many times their star formation rates (Mitra et al. 2015). While this is logical, perhaps it is also important to search for processes that slow down the accretion timescale and the growth of the gas content of galaxies. One plausible way, which is certainly not unique, is to consider the growing angular momentum of accreted gas with decreasing redshift, which has the natural effect of increasing the timescale

Send offprint requests to: W. van Driel

over which gas is made available for star formation (e.g., Lehnert et al. 2015).

The role of HI in galaxy formation and evolution is not yet completely clear. The reservoir of HI gas in galaxies must ultimately feed their star formation (Vollmer & Leroy 2011), after cooling and forming molecular clouds. These gaseous disks are very extended, typically beyond the optically bright region of the galaxy (Bigiel & Blitz 2012). Since rotation curves are approximately flat out across these outer extended HI disks (van Albada et al. 1985), they dominate the specific angular momentum budget of the galaxy, i.e., the angular momentum per unit mass. This is an important clue to their formation and their longevity. However, to interpret this important clue requires us to have a complete census of the HI content of galaxies. To interpret spatially resolved observations of HI disks, we need to place them into the general context of galaxies. Moreover, although integrated detections of galaxies (at any wavelength) provide only limited constraints on models of galaxy evolution, general demographics of galaxies and gas-phase distributions as a function of mass, environment, and morphological type, are at the moment the only characteristics that models are able to reliably predict. This is simply due to our rudimentary understanding of the physics underpinning galaxy evolution (Silk & Mamon 2012).

There are two basic approaches to large HI surveys of galaxies: blind surveys where the sky is scanned to search for detections, and pointed surveys targeting a high number of individual galaxies. Both approaches have their strengths and weaknesses. Blind surveys are best for unbiased detection of HI-bearing galaxies, even discovering galaxies not previously known (Giovanelli et al. 2013), and for determining the unbiased comoving density of HI in the local universe (e.g., Zwaan et al. 2005; Martin et al. 2010). The disadvantages are that most of the sky is free of HI emission from galaxies, making the surveys time consuming and enabling them to reach only modest depths, and that a sample of HI-selected galaxies will under-represent populations of galaxies that have low HI content. Moreover, determining detection limits can be tricky and, almost by definition, the upper limits for undetected galaxies lie at similar HI masses as the detections (e.g., Papastergis et al. 2012). Thus the upper limits do not add significantly to the analysis of global properties dependent on HI mass, which negates some of the advantages of blind surveys. Pointed surveys have the advantage that the observed sample can be well-selected on particular properties, such as stellar mass or environment, are relatively economical since each pointing guarantees information, whether a detection or an upper limit, and are important for providing multi-variant information. The disadvantages of course are that pointed surveys can be biased in the galaxies they observe, leaving little room for important serendipitous discoveries.

To aid in the determination of the HI content of galaxies over a wide range of stellar masses, and overcome some of our remaining ignorance of the “how much” and “where is” of atomic gas, we undertook an HI survey dubbed NIBLES, for Nançay Interstellar Baryon Legacy Extragalactic Survey (van Driel et al. 2008a,b, 2009).

We observed 2850 galaxies in the local Universe ($900 < cz < 12,000 \text{ km s}^{-1}$), selected as uniformly as possible on total stellar mass (for which we used the absolute z -band magnitude as a proxy) from the Sloan Digital Sky Survey (SDSS; see, e.g., York et al. 2000). The data were obtained with the 100m-class Nançay Radio Telescope (NRT; see Sect. 3).

We subsequently supplemented it by four times more sensitive observations of over 150 objects at the 305m Arecibo radio telescope (see Sect. 3). NIBLES, with its uniform selection

of galaxies based on total stellar mass, is aimed to complement other recent and/or ongoing large HI surveys in the local volume. These surveys are, in order of the time at which they were started:

1. HIPASS: blind survey at the Parkes 64 m telescope (Barnes et al. 2001). Beam FWHM $14'$, rms noise level 13 mJy beam^{-1} at a velocity resolution of 18 km s^{-1} , $-90^\circ < \delta < 25^\circ$, search range -1280 to $12,700 \text{ km s}^{-1}$, data taken in 1997-2002 (Barnes et al. 2001). A total of ~ 5300 galaxies were detected. The major galaxy catalogs are Meyer et al. (2004); Wong et al. (2006);
2. ALFALFA: blind survey at the Arecibo 305 m telescope. HPBW $4'$, rms $2.4 \text{ mJy beam}^{-1}$ at a velocity resolution of 10 km s^{-1} , $0^\circ < \delta < 36^\circ$, search range -2000 to $18,000 \text{ km s}^{-1}$, data taken in 2005-2012, not counting single-horn receiver follow-up observations (Giovanelli et al. 2005). A total of $\sim 30,000$ galaxies are expected to be detected. The first galaxy catalogs are Giovanelli et al. (2007); Saintonge et al. (2008); Kent et al. (2008); Martin et al. (2009); Stierwalt et al. (2009), the subsequent $\alpha.40$ catalog (Haynes et al. 2011) contains 15,855 detections over 40% of the final survey area; the recently uploaded online $\alpha.70$ catalog (<http://egg.astro.cornell.edu/alfalfa/data/>) contains 25,534 detections over 70% of the final survey area;
3. AGES: blind survey at the Arecibo 305 m telescope of selected small ($\sim 5^\circ \times 5^\circ$) areas sampling different kinds of galaxy environments. HPBW $3'5$, rms $0.6 \text{ mJy beam}^{-1}$ at a velocity resolution of 10 km s^{-1} , search range -2000 to $20,000 \text{ km s}^{-1}$, data taking started in 2005. A total of 927 objects were detected so far. The galaxy catalogs are Auld et al. (2006); Cortese et al. (2008); Irwin et al. (2009); Minchin et al. (2010); Davies et al. (2011); Taylor et al. (2012, 2013, 2014a,b); Minchin et al. (2016); Keenan et al. (2016);
4. GASS: pointed survey at the Arecibo 305 m telescope (Catinella et al. 2012) of 666 galaxies with stellar masses greater than $10^{10} M_\odot$ selected from the SDSS spectroscopic and the Galaxy Evolution Explorer (GALEX) ultraviolet imaging surveys. HPBW $3'3$, mean rms $0.74 \text{ mJy beam}^{-1}$ at a velocity resolution of $10\text{-}21 \text{ km s}^{-1}$, $6750 < V_{\text{opt}} < 15,000 \text{ km s}^{-1}$, data taken in 2008-2012. A total of 379 galaxies were detected. The final galaxy catalogs are Catinella et al. (2010, 2012, 2013). Note: not to be confused with the GASS survey at Parkes of Galactic HI (McClure-Griffiths et al. 2009);
5. EBHIS: blind survey at the Effelsberg 100 m telescope, of both Galactic and extragalactic sources (Winkel et al. 2010; Kerp et al. 2011; Winkel et al. 2015). HPBW $10'8$, $-5^\circ < \delta < 90^\circ$, search range -2000 to $18,000 \text{ km s}^{-1}$, data taking started in 2009. The current rms for the extragalactic data is 23 mJy beam^{-1} at a velocity resolution of 10 km s^{-1} (Flöer et al. 2014a), but observations for a second coverage of the Northern sky are underway which will lower the rms to the level of HIPASS, so a similar sky density of HI detections can be expected.

We omitted the HIJASS blind survey at the 76 m Lovell Telescope at Jodrell Bank which yielded interesting early results, with 424 detections, but was never finished – see Boyce et al. (2001); Lang et al. (2003); Wolfinger et al. (2013), and Davies et al. (2004) for the three times deeper VIRGOHI survey of the Virgo Cluster.

Furthermore for the 2MASS Tully-Fisher Survey (2MTF) HI data have been published for 1497 targeted galaxies, of which 878 were detected. The galaxy catalogs are Masters et al.

(2008); Hong et al. (2013); Masters et al. (2014). These were obtained with the Green Bank Telescope (GBT) and at Parkes with HIPASS; see Sect. 4 for a comparison between results obtained with these telescopes and the NRT and NIBLES.

Here, we present the HI survey undertaken at Nançay, and limit ourselves to a short discussion of the results. In future papers in this series, we will present the results of our deeper Arecibo HI observations (Butcher et al. 2016a, Paper II, submitted to A&A), the bivariate luminosity function and HI mass function (Butcher et al., in prep.), stacking of HI spectra of undetected sources (Healy et al., in prep.) and further analyses of the sample. The NIBLES HI data are also used for a comparison with local galaxies with extremely high specific Star Formation Rates (Lehnert et al. 2016 and Lehnert et al., in prep.)

In Sect. 2 we describe the selection of the observed sample of galaxies, in Sect. 3 the observations and data reduction, in Sect. 4 the results, including a summary of the problems encountered with various SDSS Data Releases (DRs), and in Sect. 5 we present a first, brief discussion.

2. Sample selection

The original sample of about 3000 target galaxies, aimed to be as uniformly distributed over the entire stellar mass range of local galaxies as possible, was selected in 2007 from the SDSS DR5. It should be noted that all SDSS data published here are from the DR9, which was released in 2012, except when explicitly mentioned otherwise (see also Sect. 4). Our selection criteria were as follows:

1. SDSS data: must have both SDSS magnitudes and optical spectra in the DR5;
2. Redshift limits: must lie within the local volume (recession velocity $900 < cz < 12,000 \text{ km s}^{-1}$) – we avoid objects nearer than 900 km s^{-1} to reduce redshift-distance uncertainties and since the automated SDSS photometry has problems with galaxies of very large angular diameter, and we exclude objects farther than $12,000 \text{ km s}^{-1}$, because experience has shown this is the effective NRT detection range for all but the most gas-rich, massive galaxies;
3. Uniform distribution in absolute magnitude: uniform sampling of each 0.5 magnitude wide bin in M_z , with a target of ~ 150 galaxies per bin; for the least populated bins, at extreme magnitudes, all DR5-cataloged objects were observed;
4. Observe the nearest objects: focus primarily on the lowest-redshift objects in each 0.5 magnitude wide M_z bin, as these will have the highest HI flux densities. Similar volumes were sampled for most of the bins (average distance of 30 Mpc up to -19 mag, rising to 55 Mpc at -21 and 100 Mpc at -23 mag);
5. No selection on color: in order to remain all-inclusive in our study of HI properties, we did not want to exclude *a priori* objects that could be expected to be gas-poor, such as ellipticals and lenticulars – their HI properties are not well known as a function of total stellar mass (our selection criterion).

As far as practicable within the allocated telescope time distribution, when selecting the targets in 2007 we also aimed to avoid (see Fig. 1) the Virgo Cluster volume, due to the pronounced effects of the cluster environment on the HI properties of its members and the large uncertainties in distances in this region. We also aimed to avoid the declination range to be covered by the blind ALFALFA survey, 0° to 38° (see the Introduction). The darker gray-shaded area shows the area overlap with the published $\alpha.40$ ALFALFA catalog (Haynes et al. 2011).

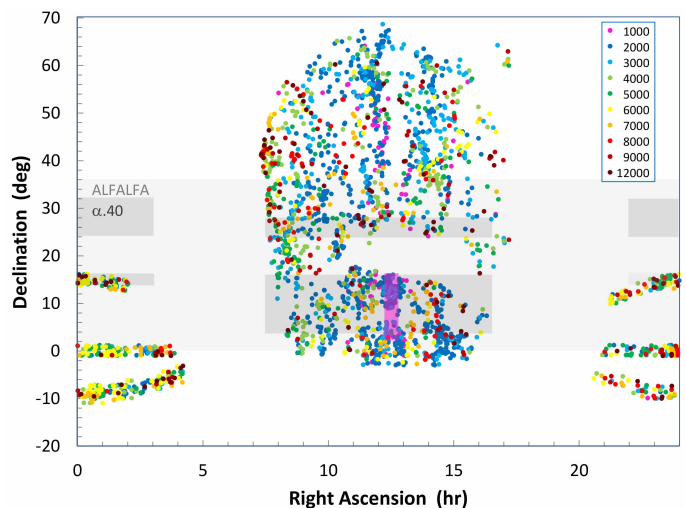


Fig. 1. Distribution on the sky of the SDSS galaxies observed for NIBLES. The radial velocities of the galaxies have been divided into bins and color-coded accordingly, see the legend. The shaded areas indicate zones that we aimed to avoid, when possible: the pink area indicates the Virgo Cluster volume which only extends out to $V = 2000 \text{ km s}^{-1}$, and the gray areas indicate the zones to be covered by the ALFALFA blind HI survey: the lighter shade shows the total area, and the darker shade those areas for which results were included in the $\alpha.40$ catalog (Haynes et al. 2011).

3. Observations and data reduction

Throughout this paper, all radial velocities given are heliocentric, and all HI-line related parameters are calculated according to the conventional optical definition ($V=c(\lambda - \lambda_0)/\lambda_0$). A Hubble constant of $H_0 = 70 \text{ km s}^{-1} \text{ Mpc}^{-1}$ was used.

The Nançay Radio Telescope is a 100 meter-class meridian transit, single dish-type instrument located in the center of France (see, e.g., Monnier Ragainne et al. 2003 and van Driel et al. 1997 for further details). Its collecting area is 6900 m^2 , equivalent to that of a 94 m diameter parabolic dish. It consists of a fixed spherical mirror (300 m long and 35 m high), a tiltable flat mirror (200 long and 40 m high), and a focal carriage containing two more mirrors and two circular corrugated receiver horns, which can move along a curved rail track. Sources on the celestial equator can be tracked for about 60 min. Due to the E-W elongated shape of the mirrors and the required tilting of the flat mirror for pointing, the N-S beam elongation and telescope gain depend on the observed declination. The HPBW of the elliptical telescope beam is $3'5$ in right ascension, independent of declination, while in declination it is $23'$ for $\delta < 20^\circ$, rising to an estimated $30'$ at $\delta = 68^\circ$, the northern limit of the survey (see also Matthews & van Driel 2000). The instrument's sensitivity follows the same geometric effect and decreases correspondingly with declination (Fouqué et al. 1990). The minimum system temperature is 35 K at $\delta = 15^\circ$. Flux calibration, i.e., the conversion of observed system temperatures to flux densities in mJy, is determined through regular measurements of a noise diode and periodic monitoring of strong continuum sources by the Nançay staff; we also made regular observations of HI line calibrator galaxies (see Sect. 4). Standard calibration procedures include correction for the declination-dependent gain variation of the telescope (e.g., Fouqué et al. 1990). We used an autocorrelator set-up of 4096 channels in a 50 MHz bandpass, with a velocity resolution of 2.6 km s^{-1} and a velocity coverage of either -250 to $10,600 \text{ km s}^{-1}$ or 4750 to $15,600 \text{ km s}^{-1}$, depend-

ing on source redshift. Data were recorded in the radio convention, in a heliocentric reference frame. The data were taken in position-switching mode, with an elementary integration time of 4+4 seconds per ON-OFF pair. Each observation consists of “cycles” of 10/10 pairs of ON/OFF integrations, plus three two-second-long calibrations. For each cycle, the OFF position observation is made along exactly the same portion of the track as the ON position. The observations were made in the period January 2007–December 2010, using a total of about 3450 hours of telescope time.

We used the standard NRT NAPS software package to identify, flag, and mitigate strong Radio Frequency Interference (RFI), see Monnier Ragaigine et al. (2003) for details. The RFI that affects our observations are narrow terrestrial radars in the range 8500–9500 km s⁻¹ and broader, intermittent RFI L3 transmissions around 8300 km s⁻¹ – for illustrations, see Fig. 3 in van Driel (2011). The RFI-flagging trigger level we use is ten times the *rms* noise level at full velocity resolution per 40/40 sec ON/OFF cycle of integrations. In practice, the radar signals are too strong to mitigate and reliably measure a galaxy HI profile that crosses them. In the case of strong intermittent GPS L3 signals, we exclude the affected integrations from further analysis if they disturb the velocity range of the target. We used the standard NRT SIR software package to average the two receiver polarizations, perform the declination-dependent conversion from system temperature to flux density in mJy, fit polynomial baselines (usually third-order, of low amplitude), smooth the data to a velocity resolution of 18 km s⁻¹ and ultimately convert the velocities measured according to the radio convention to the optical system. All HI spectra shown have a heliocentric, optical (*cz*) radial velocity scale.

The HI spectra were reduced using the traditional approach, i.e., by visual inspection of waterfall displays (van Driel 2011) to verify the quality of the data and the automated RFI flagging with the NAPS package, followed by averaging, baseline fitting, and profile parametrization with the SIR package. Our approach to profile parametrization has been used at the NRT for numerous previous surveys, such as KLUN and KLUN+ (e.g., Bottinelli et al. 1992; Theureau et al. 1998, 2007, and references therein).

We first inspected the entire averaged spectrum, covering a velocity range of about 12,000 km s⁻¹, for the presence of what looks like a galaxy HI profile, irrespective of the SDSS redshift. In the rare cases where we found an HI detection at a redshift quite different from the SDSS value we determined its line parameters. We then extracted a velocity range of about ± 2000 km s⁻¹ around the SDSS redshift and performed our further analysis of the target’s HI line properties within that range.

To measure the integrated HI line flux a range of velocities was selected that we are confident encompassed the full range of the HI profile. To measure the W_{50} profile width we moved inwards along the profile slopes from the outer edges till the 50% level of the peak flux density was reached, whereas for the W_{20} width we measured outwards from the inside (e.g., Lewis 1983). The center velocity of the profile, V_{HI} , was taken to be the midpoint of the velocity width measured at the 50% level of the peak flux density.

The NIBLES data reduction was performed before packages for the reliable, completely automated processing of much larger HI data sets were readily available (e.g., Westmeier et al. 2014; Flöer et al. 2014b). These publications show that the results of classical data reduction are consistent within the quoted uncertainties with the automated results, for profiles with a peak $SNR > 5$. We consider our non-automated data reduction proce-

dures adequate for the purpose of NIBLES. Our HI spectra will be made available online in flux density-velocity table format, through CDS, in case other authors wish to carry out their own parametrization procedures.

Our observing strategy was to first obtain a relatively short observation of each galaxy, using about 40 min of telescope time (resulting in an *rms* noise level of ~ 3 mJy at 18 km s⁻¹ velocity resolution), which was repeated in case of weak detections or non-detections, time permitting (see Sect. 4 and Fig. 6). On average, about 70 minutes of telescope time was used per source.

We obtained higher-sensitivity follow-up HI observations at Arecibo of 90 galaxies not, or only marginally, detected with the NRT and detected 72 of them, with an *rms* on average about four times lower than the NRT levels (see Sect. 4). These results will be described in detail in Paper II.

On visual inspection, spectra of 83 sources appeared affected by a well-known instrumental baseline ripple (e.g., Wilson et al. 2009) which can significantly increase the *rms* noise level. The ripple, related to the presence of a strong continuum source, is caused by radiation reflected between telescope structures which forms a standing wave with a wavelength corresponding to about 115 km s⁻¹ in the case of NRT HI line spectra. As it is a well-defined standing wave, in an FFT deconvolution of a spectrum it is characterized by a narrow peak at always the same position, which can therefore be effectively identified and removed; an inverse FFT then results in a de-rippled line spectrum. We wrote a Python routine to perform this derippling, and will illustrate the derippling process on one of our Arecibo follow-up HI spectra in Paper II. The 12 cases for which the derippling significantly improved the *rms* noise level and removed the systematic baseline wave pattern have been flagged with a *D* in Tables A.1–A.3.

4. Results

Color SDSS images and NRT HI spectra of all our clear HI detections are shown in Fig. 2, marginal detections are shown in Fig. 3 and the non-detections in Fig. 4.

For the classification of HI spectra as detection, marginal or non-detection, we also considered two signal-to-noise ratios (the peak ratio, *SNR*, and the line-width dependent ratio, *S/N* – see hereafter) but the adjudication was made independently by three of us (ZB, WvD, SES) through visual inspection, after which differently classified sources were discussed in detail, and the final adjudication was made by ZB. Some of the marginal sources would be classified as non-detections in a blind survey, as the median peak signal-to-noise ratio and its standard deviation is 3.0 ± 0.5 for the sources in this category – their mean *S/N* is 3.2 ± 1.1 . However, given we know the optical velocities for all our sources, if a peak is coincident with the SDSS velocity, it gives greater credibility to the likelihood of a real signal than if we were searching through velocity space.

The results from the HI observations and other relevant galaxy properties are listed in Tables A.1–A.3.

Certain physical parameters of the galaxies (MEDIAN total stellar masses and star-formation rates) were taken from the publicly available SDSS “added-value” MPA/JHU catalogs (Brinchmann et al. 2004; Kauffmann et al. 2003; Salim et al. 2007; Tremonti et al. 2004), and the remaining optical data are from the SDSS DR9.

Listed throughout Tables A.1–A.3 are the following properties of the target galaxies:

- Source + flags: internal NRT target number, which we use for quick object identification throughout the paper. Also in-

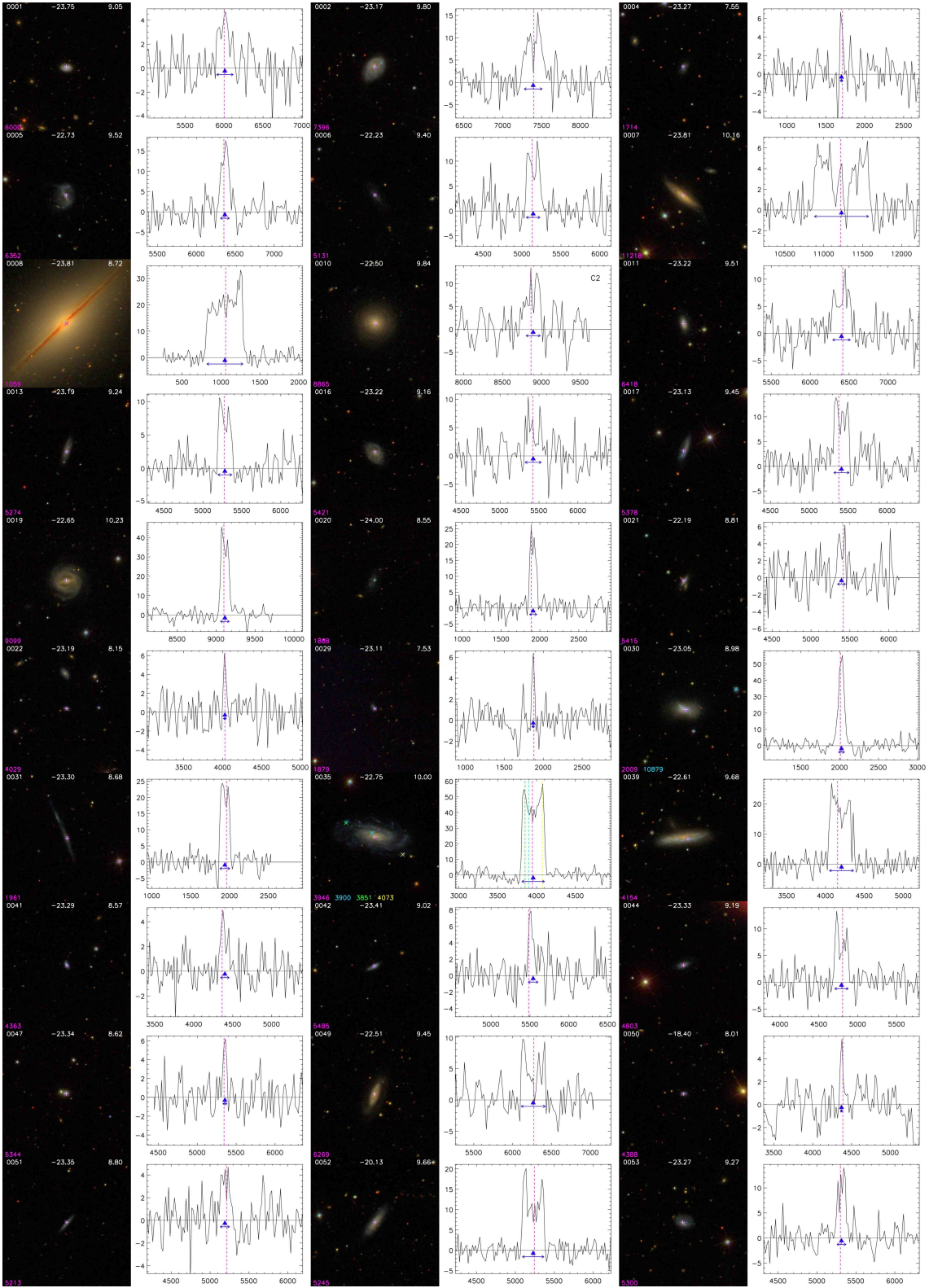


Fig. 2. a. Color images from the SDSS and 21-cm HI line spectra of the galaxies clearly detected at Nançay. The size of each image is $3/5 \times 3/5$ (i.e., the E-W HPBW of the Nançay Radio Telescope). Each image is centered on the position of the selected photometric source whose properties are listed in Table A.1, the white + sign indicates the pointing center of the Nançay Radio Telescope, the magenta cross indicates the position of the selected SDSS spectroscopic source whose properties are listed in Table A.1, and the crosses of various other colors indicate the positions of the other SDSS spectroscopic positions within the boundaries of the image. Indicated along the top of each image are the NIBLES catalog number of the target galaxy (see Table A.1, only available online at CDS), its absolute magnitude in the z band, M_z , and the logarithm of its total HI mass, $\log(M_{\text{HI}})$ (in M_{\odot}), while indicated in the lower left are the color-coded optical velocities of the SDSS spectroscopic sources in the image. The scale along the horizontal axes of the HI spectra is heliocentric radial velocity (cz) in km s^{-1} , and the vertical scale is flux density in mJy. Indicated in each spectrum are the central HI velocity (blue triangle) and the W_{50} width of the profile (blue horizontal line), and the SDSS velocity of the selected spectroscopic source (dashed magenta vertical line) and the other sources in the image (dashed vertical lines in colors corresponding to those of the crosses in the image). The velocity resolution is 18 km s^{-1} . (*Note: only the first page is shown here*)

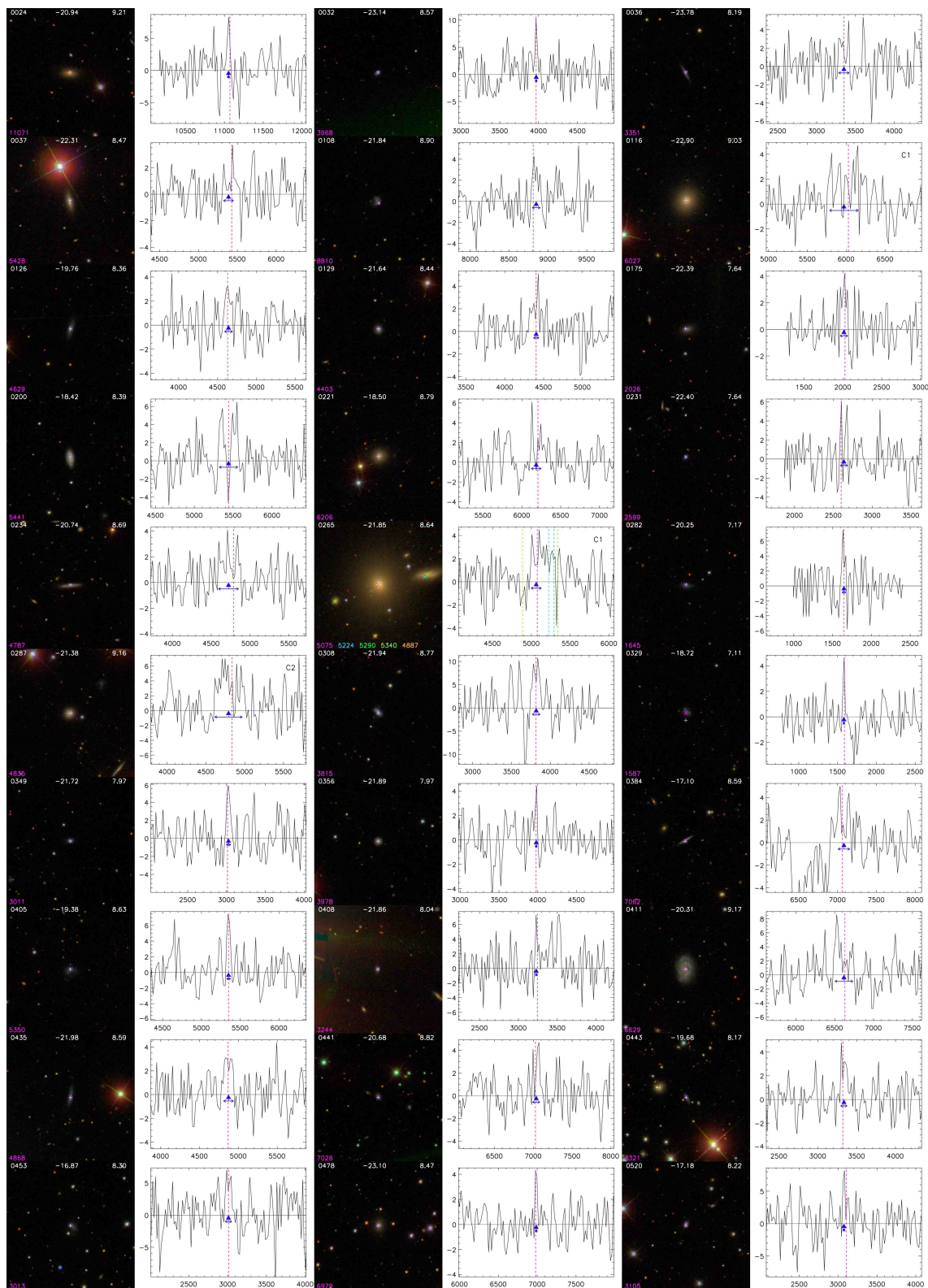


Fig. 3. a. SDSS color images and 21-cm HI line spectra of the galaxies marginally detected at Nançay. See Fig. 2a for further details. The properties of the photometric and spectroscopic sources of these galaxies are listed in Table A.2 (only available online at CDS). (*Note: only the first page is shown here*)

indicated are the various flags regarding the SDSS and NRT data (see Sect. 4.1-4.5);

- RA & Dec: Right Ascension and Declination in epoch J2000.0 coordinates, as used for the observations. We do not give the latest SDSS catalog name, as its precise coordinates

have changed between Data Releases and various databases recognize only older source names;

- Name: common catalog name, other than the SDSS;
- V_{opt} : heliocentric radial velocity measured in the optical wavelength domain (in km s^{-1}). In case more than one value

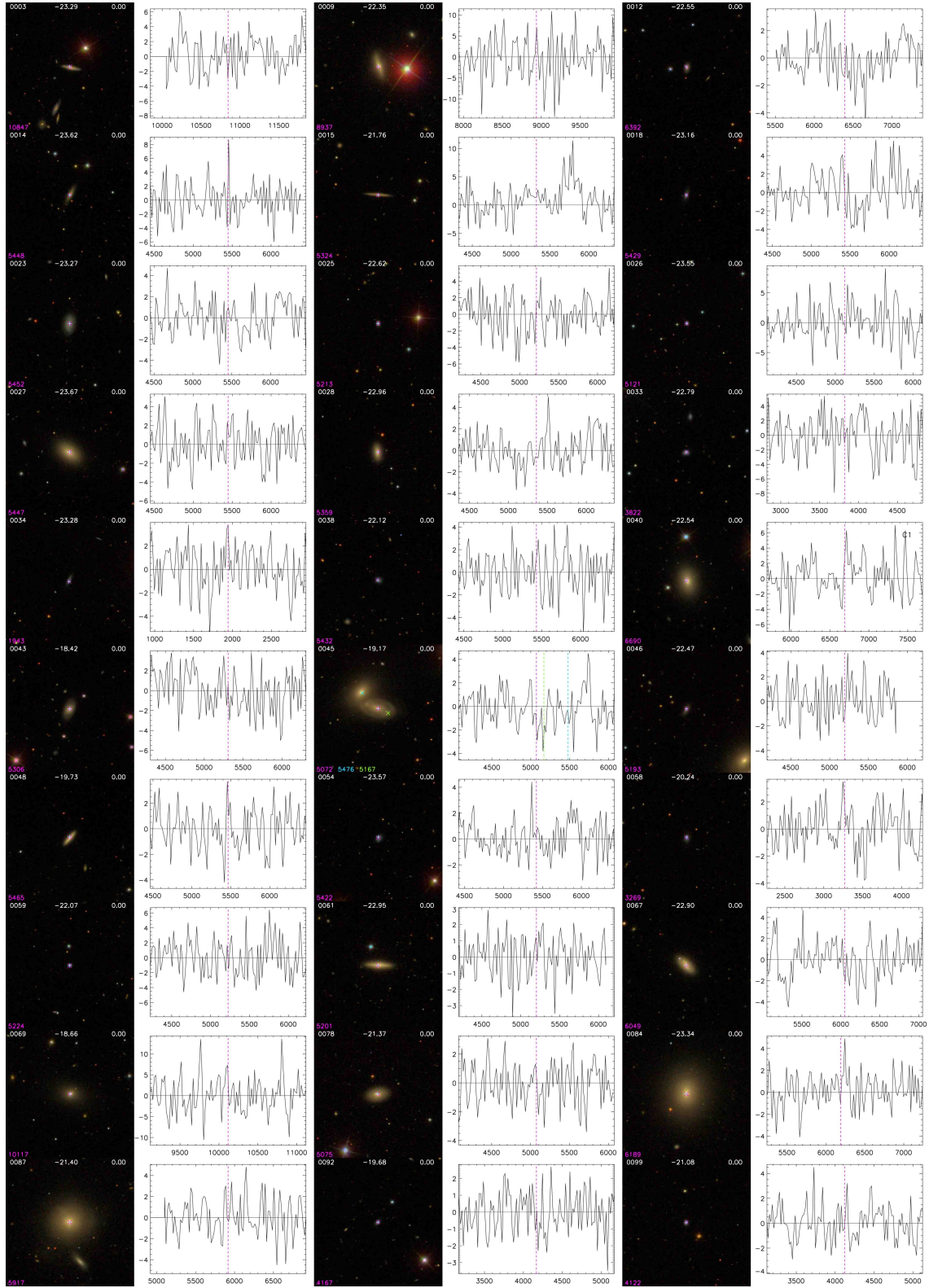


Fig. 4. a. SDSS color images and 21-cm HI line spectra of the galaxies not detected at Nançay. See Fig. 2a for further details. The properties of the photometric and spectroscopic sources of these galaxies are listed in Table A.3 (only available online at CDS). (Note: only the first page is shown here)

- $g-z$: $g-z$ band color, corrected for Galactic extinction, following Schlegel et al. (1998) (in mag);
- M_z : absolute z -band magnitude, corrected for Galactic extinction following Schlegel et al. (1998);
- M_\star : MEDIAN total stellar mass estimates, from the MPA/JHU added-value catalogs (in M_\odot);

- $sSFR$: specific Star Formation Rate, or SFR/M_* , based on SFR and M_* from the MPA/JHU added-value catalogs (in yr^{-1});
- rms : rms noise level values of the HI spectra (in mJy);
- V_{HI} : heliocentric radial HI velocity of the center of the HI spectra, taken to be the midpoint of the W_{50} profile width;
- W_{50} , W_{20} : velocity widths measured at 50% and 20% of the HI profile peak level, respectively, uncorrected for galaxy inclination (in km s^{-1});
- F_{HI} : integrated measured HI line flux (in Jy km s^{-1});
- SNR : peak signal-to-noise ratio, which we define as the peak flux density divided by the rms noise level. For non-detections, the SNR listed is the maximum found in the expected velocity range of the HI profile;
- S/N : signal-to-noise ratio determined taking into account the line width, following the ALFALFA HI survey formulation from Saintonge (2007), $S/N = 1000(F_{\text{HI}}/W_{\text{fifty}}) \cdot (W_{50}/2R)^{0.5}/rms$, where R is the velocity resolution, 18 km/s ;
- M_{HI} : total HI mass (in M_{\odot}), $M_{\text{HI}} = 2.36 \cdot 10^5 \cdot D^2 \cdot F_{\text{HI}}$, where the galaxy's distance $D = V/H_0$ (in Mpc) and $H_0 = 70 \text{ km s}^{-1} \text{ Mpc}^{-1}$. In the cases of non-detections, 3σ upper limits are listed for a flat-topped profile with a width depending on the target's r -band luminosity, L_r , according to the upper envelope in the W_{20} - L_r relationship of our clear, non-confused detections (see Fig. 5);
- M_{HI}/M_* : ratio of the total HI and stellar masses.

Our method of determining upper limits to M_{HI} appears to be a fair estimate of the amount of HI flux that could escape detection, as we will show in Paper II using our four times more sensitive Arecibo follow-up observations of Nançay non-detections.

Estimated uncertainties are given after the values in the tables. Uncertainties in the central HI line velocity, V_{HI} , and in the integrated HI line flux, F_{HI} , were determined following Schneider et al. (1986, 1990) as, respectively

$$\sigma_{v_{\text{HI}}} = 1.5(W_{20} - W_{50})SNR^{-1} \text{ (km s}^{-1}\text{)} \quad (1)$$

$$\sigma_{F_{\text{HI}}} = 2(1.2W_{20}R)^{0.5}rms \text{ (km s}^{-1}\text{)} \quad (2)$$

where R is the instrumental resolution, 18 km s^{-1} , SNR is the peak signal-to-noise ratio of a spectrum and rms is the rms noise level (in Jy). Following Schneider et al., the uncertainty in the W_{50} and W_{20} line widths is expected to be 2 and 3.1 times the uncertainty in V_{HI} , respectively.

These formulae give just the expected rms of a signal integrated across a number of channels with uncorrelated Gaussian noise, so this is the minimum expected uncertainty. Fluctuations due to uncertainties in the baseline fit are difficult to quantify, but as the baseline variations are generally rather mild with an amplitude small compared to the peak in the HI signal, we believe the fits are well constrained. In the past, we also tried the more complicated NRT-based formulae of Fouqué et al. (1990) but they yield similar results.

The distribution of the rms noise levels for our clear detections, marginals, and non-detections is shown in Fig. 6 at 18 km s^{-1} velocity resolution, together with that of the homogeneous, blind ALFALFA survey with its symmetric peak (mean rms 2.3 mJy, at 10 km s^{-1} resolution). The effect of our flexible observing time strategy is reflected in the peaks around 2.6 mJy (mainly for clear detections after the first run of 40 min) and the lower peaks around ~ 1.6 mJy of the deeper integrations.

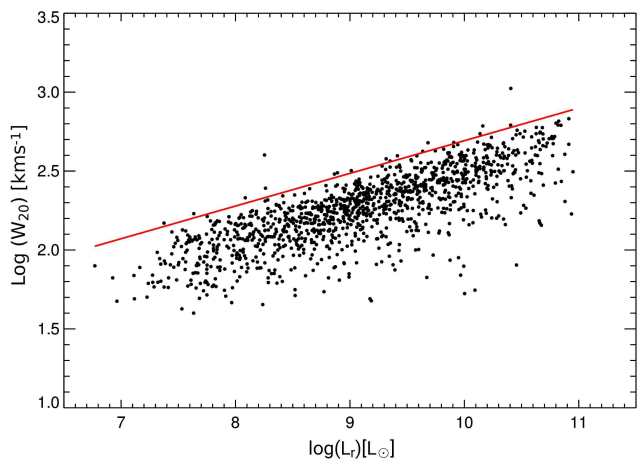


Fig. 5. NIBLES W_{20} HI line widths as a function of r -band luminosity, L_r , for all clear, non-confused detections. The red line indicates the upper envelope used in estimating the upper limits to total HI masses of our non-detections (see Table A.3) as a function of L_r , $\log(W_{20}) = 0.62 + 0.21 \log(L_r)$. The two sources (0117 and 2167; i.e., SHOC 30 and NGC 5675) which lie well above the line have exceptionally broad widths as they are either a merger or a possibly confused detection (see Appendix).

The deeper observations permitted us to better constrain the line flux and width for the weak marginal detections and to set lower limits on total HI masses for non-detections.

For a description of the flags used in the tables to point out various issues with the SDSS data, see Sect. 4.5. For a description of the 240 cases that were not used for further analysis for various reasons, see Sect. 4.8.

4.1. Photometry update to SDSS DR9

Using the SDSS DR5 data upon which the initial galaxy selection was based, as our HI data started accumulating we discovered (Joseph 2008) that a fairly large subset of the detected galaxies showed unprecedentedly high M_{HI}/L_z ratios, together with very low luminosities. These values for gas content and luminosity did not appear physical, and they were mainly found among the seemingly least-luminous targets: all galaxies with a listed DR5 g -band absolute magnitude $M_g > -13$ mag had M_{HI}/L_g between 10 and 10,000, with a linear increase between M_g and $\log(M_{\text{HI}}/L_g)$, the apparently less luminous sources being the most gas-rich.

All this made us suspect that the associated magnitudes were in fact severely underestimated (a term that captures the complexities involved), which also lead to unrealistically low luminosities of galaxies. Having only the DR5 products at our disposal, it turned out to be infeasible to pinpoint the technical problem(s) involved, to find other measured parameters that would enable the identification of sources with unusable photometry, or how to select the correct magnitudes from the DR5, if those existed. Measuring Petrosian magnitudes ourselves from DR5 FITS images using SourceExtractor (Bertin & Arnouts 1996) we found much brighter magnitudes for suspect sources, which led to normal M_{HI}/L_z ratios (Joseph 2008).

Since the start of NIBLES, several more SDSS data releases were made public during the observation and data reduction process phase. In particular, data releases 8-12 use an updated photometric processing pipeline (v5_6_3) which re-calibrated and

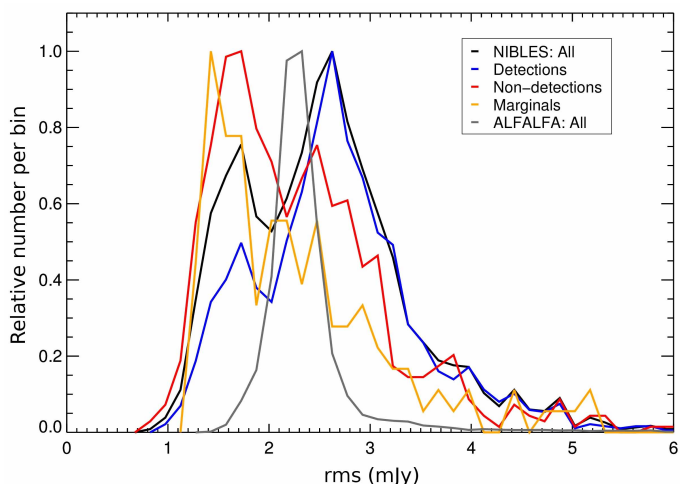


Fig. 6. Comparison between peak-normalized distributions of rms noise level values below 5 mJy: NIBLES (at 18 km s^{-1} velocity resolution), all observations (black line, $N = 2606$), clear detections (blue line, $N = 1727$), marginal detections (yellow line, $N = 176$) and non-detections (red line, $N = 703$), and (dark gray line) all 15,598 ALFALFA $\alpha.40$ catalog detections, at 10 km s^{-1} velocity resolution (Haynes et al. 2011)

re-resolved all the imaging data. In order to take advantage of the new data available, and to address the abovementioned problem with the DR5 SDSS photometry, we updated all the NIBLES photometry to the then current DR9.

In addition to the updated photometric processing, DR9 has a flux based association between the spectroscopic and photometric information. In the data releases prior to DR8, the only association available was position based, that is, the spectrum was only associated with the nearest photometric source. DR9 incorporates two matches, one based on position and another based on flux. This new matching method provided a much better association between spectroscopic sources and photometric sources with a Petrosian radius large enough to capture most of the flux from a galaxy. However, this did not entirely solve the problem.

The DR9 photometric information that we decided to use for a galaxy was not always associated with the spectroscopic information via the normally used $fluxObjID$ in the SDSS database. In two cases, the photometric source associated with the spectroscopic source was instead selected using $bestObjID$, because the standard procedure using $fluxObjID$ returned no result (flag B in the tables).

In another 312 cases, the selection of a photometric source associated with the spectroscopic source using either $bestObjID$ or $fluxObjID$ returned no result or one that was obviously missing a significant amount of flux. Here, we queried the photometric database around the NRT HI pointing position (towards the spectroscopic source) and manually selected the photometric source which was centered on the galaxy and had a sufficiently large Petrosian radius to encompass the target galaxy (flag N).

Twenty-three of the observed DR5 sources are not included in the DR9. For these objects, photometric and spectroscopic information from DR7 was used (flag P). There are also 20 cases where the DR7 redshift more closely agrees with the HI velocity (flag Z). These are frequently low surface brightness (LSB) objects, whose spectra only show weak line features. There are also 18 cases where the DR7 photometry more adequately captured the galaxy’s total flux than the DR9 photometry, which have been flagged as P in the tables.

In 25 other cases, both the DR7 and DR9 photometry obviously missed a significant amount of the total flux of the galaxy, or is unreliable due to a bright foreground star (flag U).

4.2. Radial velocity update to SDSS DR9

Using the SDSS DR9 radial velocities instead of the DR5 values used for the original source selection exposed a number of issues for individual sources, which could not be resolved in all cases; see also the Appendix for details on specific cases.

There are 20 DR9 objects with an unconstrained redshift (error message “zerr=-1”, nominal $V = 1245 \text{ km s}^{-1}$). For these we searched the online HyperLeda database and the NASA Extragalactic Database (NED) for independent (i.e., non-SDSS) velocities, and inspected their SDSS spectra and the fits made to the lines. For the five cases with HI velocities we adopted those values instead: three from this paper (sources 1355, 1371, and 1698; i.e., MCG +09-19-160, CGCG 292-024, and IC 3612, respectively) and two from Paper II (sources 0828 and 2140; i.e., ASK 261057 and ASK 082514). For the four HI non-detections with independent optical velocities from the literature we adopted the latter values instead (sources 0998, 1654, 1723, and 2265; i.e., NGC 3156, PGC 40315, ASK 77777, and PGC 3350778, respectively). We removed the remaining 11 cases (see Table A.6) from our sample as inspection confirmed that no credible velocity can be derived for them.

There are 44 cases where the difference between the DR9 and DR5 velocity exceeds 100 km s^{-1} (and for 22 of these it is much larger – at least 300 km s^{-1}). For the 16 galaxies with NIBLES HI-detections we used our HI velocity instead, which is supported by literature HI values for five cases and optical redshifts for four. In all cases these values are consistent with the DR9 velocities, not the DR5 values: 13 sources 0006, 0255, 1217, 1619, 1871, 1894, 2081, 2161, 2333, 2414, 2427, 2562, and 2565; i.e., PGC 4567836, PGC 1146688, NGC 3633, VCC 423, UGC 08517, CGCG 017-048, PGC 140287, PGC 4553986, SHOC 513, 2MASX J21231841+0115175, ASK 139251, 2MASXi J2340427-092336, and 2MASX J23411334-1059310, respectively) from this paper and three sources (0645, 1807, and 2316; i.e., ASK 522849, PGC 1958740, and ASK 421256, respectively) from Paper II. For nine cases we used the (average) independent, non-SDSS optical velocity listed in the online HyperLeda database: Sources 0609, 0718, 0824, 1598, 1715, 1717, 1771, 2155, and 2356 (i.e., KUG 0814+251, CGCG 263-080, KUG 0910+433, VCC 315, IC 3665, NGC 4649, PGC 1132599, NGC 5644, and CGCG 137-019, respectively). For the 19 cases where no independent literature redshifts could be found, we adopted the DR9 velocities in the six cases where the line fits seemed reliable to us (sources 0995, 1712, 2056, 2249, 2397, and 2585; i.e., ASK 209206, ASK 1622, ASK 400932, CGCG 221-008, PGC 3104052, and ASK 124704, respectively), whereas the remaining 13 cases (see Table A.6) were removed from further analysis as their DR9 velocities are too uncertain.

4.3. Confused sources

As the HPBW of the telescope used for our HI survey is 3.5 in α and $23' - 30'$ in δ , we need to examine a large area on the sky surrounding the target object for the presence of other galaxies whose HI emission might cause confusion with that originating from the intended target.

In the pre-SDSS era, this would usually involve a great deal of guesswork, as velocity data for large numbers of galaxies was

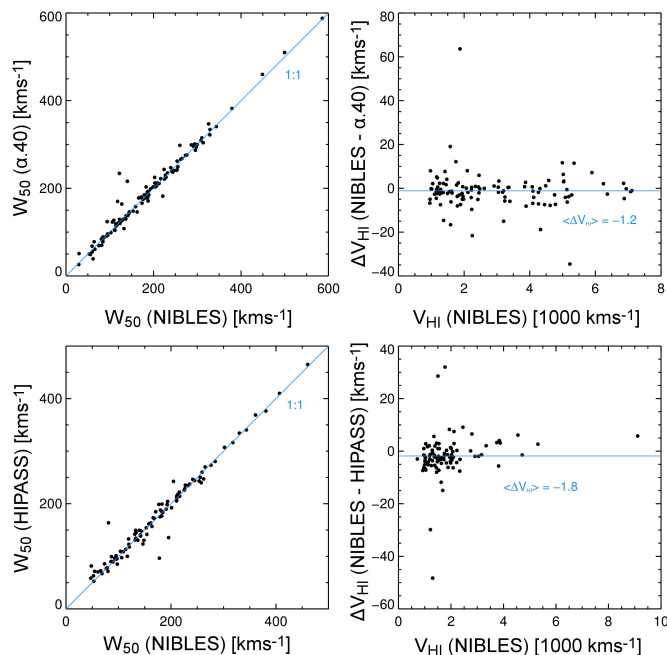


Fig. 7. Comparison between NIBLES and literature values for central HI line velocities, V_{HI} , and W_{50} line widths. Only sources matched in HI velocity and in line width are plotted (see Sect. 4.6). Top panels: comparison with data from the $\alpha.40$ ALFALFA catalog (Haynes et al. 2011); lower panels: comparison with HIPASS data ((Meyer et al. 2004; Wong et al. 2006). Left-hand panels: W_{50} line widths. Literature values as a function of NIBLES widths (in km s^{-1}). The solid line marked with “1:1” indicates equality between both scales and was only added to guide the eye. Right-hand panels: central HI line velocity. Difference between V_{HI} (in km s^{-1}) measured at the NRT for NIBLES and literature values as a function of NIBLES line velocity (in km s^{-1}). The horizontal lines indicates the mean velocity differences.

unavailable. However, since this is a targeted survey of SDSS galaxies, we can make use of the redshift information provided for nearby galaxies to help ascertain whether or not a particular object is a likely source of confusion. As the SDSS does not contain redshift information for every neighboring galaxy, particularly in the case of ellipticals and dwarfs, we also used NED to query for nearby galaxies.

For each NIBLES source, we first queried NED for all galaxies within a $20'$ radius and with a recession velocity of less than $12,500 \text{ km s}^{-1}$. We then selected galaxies that lay within a box of dimensions $10'$ in RA and $40'$ in DEC, centered on the target, and with a systemic velocity located within the W_{20} width of the HI profile window.

The latter galaxies constitute our working database of potentially confusing “secondary” sources with known redshifts. However, estimating the likeliness of a particular galaxy being a confusion source requires a certain amount of educated guesswork. For example, a small dwarf galaxy near a large targeted blue spiral will contribute only a negligible amount of flux to the integrated observed HI flux, whereas a large gas-rich spiral located just outside the telescope’s HPBW is bound to contribute a significant amount of contaminating flux to the observation.

Next, we extracted an SDSS image of size $14' \times 40'$ ($\alpha \times \delta$) centered on each targeted source and superimposed telescope beam contours at levels corresponding to 90%, 75%, 50%, 25%, and 10% of the peak sensitivity. We also extracted SDSS images of each secondary source. If a galaxy was contained within

the 25% beam sensitivity contour, it was flagged, regardless of whether or not it was deemed to be a significant contributor of HI flux. Selected galaxies outside this contour were also flagged, but only when they were (at least) comparable in angular size to the target source and considered potential HI contamination sources. We also queried HyperLeda for published HI data on all flagged secondary galaxies. For all potentially confused target galaxies, we estimated the probability of HI profile contamination and flagged them accordingly. We use three flags to indicate the potential contamination level:

- C1: target detection is definitely confused with a secondary galaxy containing comparable or higher HI mass than the target;
- C2: target detection is probably confused, but unable to ascertain how much of the detected flux is likely due to a secondary galaxy;
- C3: target detection may be slightly confused, but the contribution to the detected flux from one or more secondary galaxies is likely insignificant or non-existent.

These three confusion flags are listed in Tables A.1-A.3 for all NIBLES sources, whether detected or undetected.

4.4. Spatially resolved sources

Some of the target galaxies are of sufficiently large apparent size that some HI flux will likely be missed by the NRT beam; these have been flagged as *R* in the tables. In assessing galaxy sizes and comparing them to the telescope beam, one has to take into account several factors: the telescope is also sensitive to emission outside its HPBW, which is not a “hard” beam edge, using isophotal optical diameters such as D_{25} (de Vaucouleurs et al. 1991, HyperLeda) as a selection criterion does not take into account low surface brightness (LSB) disks which usually are relatively HI-rich, and there is considerable variation in the ratio of HI and optical disk sizes (for various definitions of these two).

We therefore adopted the working definition that a galaxy is spatially resolved if it is larger than the NRT HPBW on an SDSS color image. The SDSS images are not very deep, so this should identify objects that have a significant amount of HI flux that will be missed by the NRT. This applies to 85 objects (flag *R*).

As we intend to keep these in our NIBLES sample for further analysis, we searched the literature for HI observations that can be confidently expected to include their entire HI content (see Butcher et al., in prep.).

4.5. Cases flagged in the tables

In summary, the following types of cases have been flagged in the tables. It should be noted that most of these merely serve to flag technical problems which were ultimately resolved. Only a few indicate sources whose SDSS or HI data have issues which make them unsuitable for use in, e.g., further analysis of relevant global properties of the NIBLES sample, such as HI source confusion (C1, C2) and resolution (R) or unreliable or underestimated SDSS flux (U) – these flags concern a total of 275 (11%) out of the 2600 sources in the final NIBLES sample (for the 240 observed sources not included in the final sample, see Sect. 4.8).

- A1, A2 (124 and 20 cases, respectively): follow-up HI observations with four times higher sensitivity were obtained by us at Arecibo (see Paper II). Arecibo detections are denoted by A1 and non-detections by A2. Here, only their NRT fluxes are listed.;

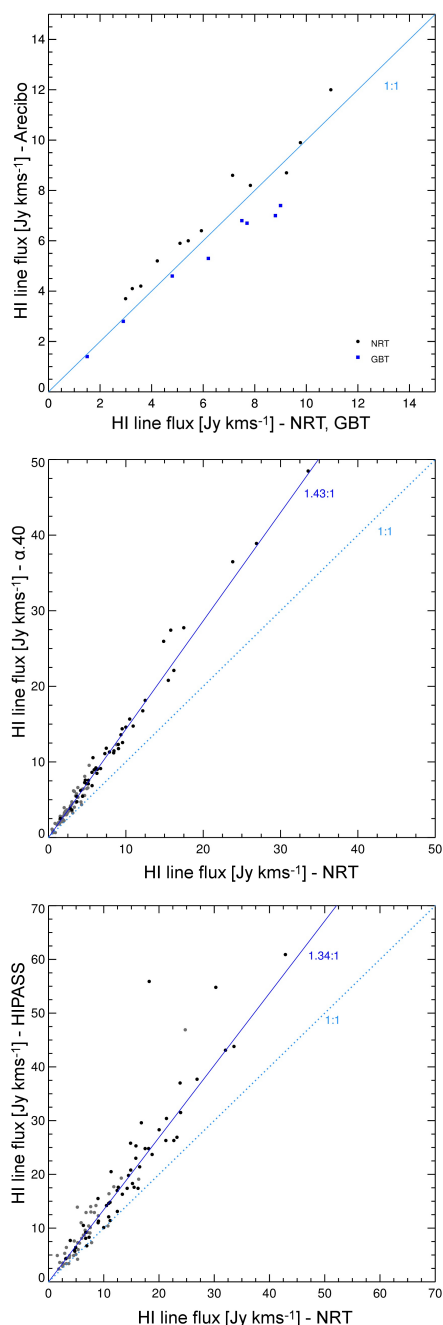


Fig. 8. Comparison between NIBLES and literature HI line fluxes, in Jy km s^{-1} . Black dots indicate the sources matched in HI velocity and in line width that were used for the survey flux scale comparisons, whereas the gray dots indicate the other common sources (see also Sect. 4.6 and Table A.7). In each panel, the solid line indicates the mean relationship between both flux scales, whereas the dotted “1:1” line indicates equality between both scales and was only added to guide the eye. Top panel: For line flux calibrator galaxies only, as measured with single-feed receivers at the Nançay Radio Telescope (NRT) for NIBLES and at the Green Bank Telescope (GBT), both compared to Arecibo single-feed receiver fluxes (Arecibo and GBT data are from O’Neil 2004); middle panel: Fluxes from the $\alpha.40$ ALFALFA catalog (Haynes et al. 2011) as a function of NIBLES values; lower panel: Fluxes from HIPASS catalogs (Meyer et al. 2004; Wong et al. 2006) as a function of NIBLES values.

- *B* (2 cases): the photometric source associated with the spectroscopic source was selected using *bestObjID*, because the standard procedure using *fluxObjID* returned no result;

- *C1, C2, C3* (231,19,185 cases, respectively): HI detection of the target galaxy is confused to a certain degree by another galaxy in the telescope beam. Three different levels are indicated (see Sect. 4.3): definitely confused (*C1*), probably confused (*C2*) and only a slight chance of confusion (*C3*);
- *D* (12 cases): baseline ripple removed from HI spectrum (see Sect. 3);
- *F* (175 cases): significant offset between the galaxy center and the SDSS spectral fiber position closest to it. This will usually result in a significant discrepancy between the SDSS velocity and the center velocity derived from the HI profile;
- *N* (465 cases): the selection of a photometric source associated with the spectroscopic source using either *bestObjID* or *fluxObjID* returned no result or one that was obviously missing a significant amount of flux. Therefore we queried the photometric database around the NRT pointing position and selected the brightest source encompassing the NRT pointing position within its Petrosian radius;
- *P* (25 cases): SDSS DR7 photometry used instead of DR9;
- *R* (78 cases): extended source whose integrated HI flux is likely to be underestimated at the NRT (see Sect. 4.4);
- *U* (25 cases): SDSS photometry from DR7 and DR9 almost certainly missed a significant amount of the total flux of the galaxy due to either an obviously too small Petrosian radius or a bright foreground star (see Sect. 4.1);
- *Z* (53 cases): SDSS DR7 spectroscopy used instead of DR9.

4.6. Comparison with other HI surveys

To compare HI line parameters between NIBLES, ALFALFA and HIPASS we matched the coordinates of each NIBLES galaxy to the corresponding galaxy positions in the other surveys using a $30''$ and $2'$ radius respectively, i.e., about one sixth of the telescope HPBW.

On comparing our sources to the $\alpha.40$ ALFALFA catalog (Haynes et al. 2011), we find five ALFALFA sources, observed with a noise level comparable to NIBLES, which were not detected in our data. Of these, three were undetectable at the NRT due to an OFF-beam detection (AGC 180485, AGC 181493, and AGC 182461) and one due to RFI (AGC 320479). The remaining object, source 0023 (KUG 0007+140), has an ALFALFA mean line flux density at a level (3.6σ) which should make it faintly detectable in NIBLES, but our four times deeper Arecibo follow-up observation (Paper II) shows a much weaker detection than ALFALFA, at a level undetectable at Nançay.

The mean difference between NIBLES HI central velocities and data from other large surveys is $-0.5 \pm 9.8 \text{ km s}^{-1}$ for ALFALFA $\alpha.40$ and $-1.8 \pm 8.4 \text{ km s}^{-1}$ for HIPASS, when excluding the Nançay beam-confused cases (see Fig. 7).

The six objects with the greatest difference in W_{50} in NIBLES compared to ALFALFA (Fig. 7) are discussed in the Appendix (sources 0784, 0793, 0958, 1319, 1970, and 2183, i.e., UGC 4722, NGC 2743, PGC 4571034, PGC 1275866, NGC 5356, and LSBC D723-05, respectively). In three cases (0784, 0793, and 1970) the W_{20} widths are comparable, and the difference in profile shape only occurs at higher flux density levels. In two cases (0958 and 1319) the NIBLES W_{50} is considerably larger, whereas in one other (2183) it is much smaller. For the latter three discrepant W_{50} cases no potentially confusing other source could be identified in the vicinity, nor was any RFI identified in the data.

In order to check the routine NRT flux calibration scale (which is based on continuum sources - see Sect. 3), over the period May 2009 - December 2010 we obtained a total of 64

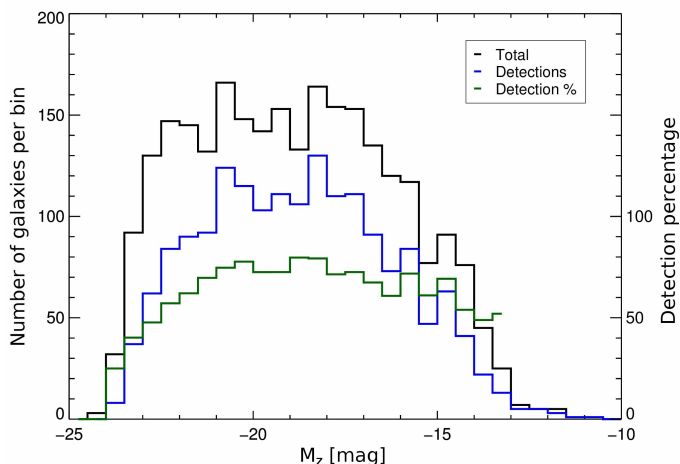


Fig. 9. Total number of galaxies observed (black line) and detected (blue line) in HI, either clearly or marginally, per 0.5 wide bin in absolute z -band magnitude, M_z , together with the overall detection percentage per bin (green line). We observed 130–165 objects per half-magnitude bin in M_z over the range of $-23 < M_z < -16.5$ mag (the target number was 150), and observed all objects known from the DR5 in the least-filled bins.

observations of 12 HI flux calibrator galaxies with very precise New Reference Galaxy Standards for HI Emission Observations from O’Neil (2004), who made observations with two different single-horn instruments – the L-narrow receiver at Arecibo and the 100-m Green Bank Telescope (see Table A.7 for the measured line fluxes). These NRT data were obtained and reduced in the same manner as the NIBLES spectra. We found that these line flux scales are consistent (see Table A.4 and Fig. 8): the Arecibo values are on average 1.13 ± 0.12 (mean and σ) times the NRT values – we would like to point out that we did *not* use this ratio to rescale our NIBLES line fluxes. The NRT fluxes are also stable over long periods of time: using similar measurements made during the last year we found exactly the same NRT/Arecibo ratio (Kraan-Korteweg et al., in prep.). The other flux ratios are 0.93 ± 0.24 for GBT/NRT (for two sources only) and 0.99 ± 0.18 for Arecibo/GBT. The small differences between the flux calibration scales are illustrated in Fig. 8.

We also cross-checked the fluxes of NIBLES sources with those measured by the HIPASS and ALFALFA surveys (see Introduction for catalog references).

To reduce noise contamination we only used high peak signal-to-noise ratio NIBLES detections of at least $SNR = 12$ for the $\alpha.40$ ALFALFA matches and at least 20 for HIPASS. We also excluded all NIBLES detections that are definitely or probably confused, or resolved. To further mitigate effects of beam offsets or confusion sources within the telescope beams in the comparison (we control for confusion in NIBLES, but cannot in the other surveys), we only use galaxies whose difference in central line velocity and W_{50} line width is 20 km s^{-1} or less between NIBLES and the $\alpha.40$ and HIPASS surveys. This helps ensure we are only measuring differences in flux calibration without contamination by differing velocity offsets. These matching criteria yield 82 flux comparison sources with $\alpha.40$ and 51 with HIPASS (the black dots in Fig. 8).

Our HI line fluxes were compared using a weighted mean of the ratios of $\alpha.40$ /NRT and HIPASS/NRT. Each source was weighted using the inverse of the square of its relative uncertainty in order to give more weight to low uncertainty sources.

The resulting flux ratios are $\alpha.40$ /NRT = 1.45 ± 0.17 and HIPASS/NRT = 1.34 ± 0.28 , where the uncertainty given is the standard deviation of the weighted mean. This indicates that the multi-beam survey fluxes are considerably higher than those from single-receiver NIBLES.

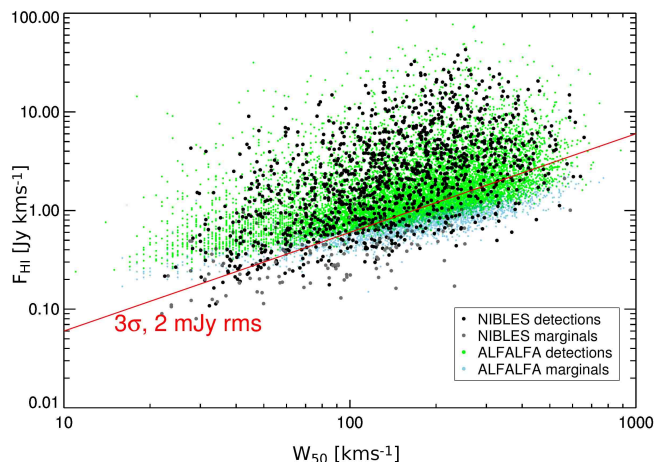


Fig. 10. Integrated HI line flux, F_{HI} (in Jy km s^{-1}), as a function of W_{50} line width (in km s^{-1}). Black dots represent clear NIBLES detections and gray dots marginal detections, whereas green squares are high-quality (their Category 1) $\alpha.40$ catalog ALFALFA detections (Haynes et al. 2011, from), and light blue ones their marginal (Category 2) detections. The ALFALFA galaxies shown cover the same velocity range as NIBLES, 900–12,000 km s^{-1} . The red line indicates the expected line flux as a function of line width for a flat-topped 3σ HI profile and a 2 mJy *rms* noise level.

However, we noted that the $\alpha.40$ catalog ALFALFA flux scale is also higher (though less so than in the case of NIBLES) than the Arecibo and GBT HI single-receiver measurements of O’Neil (2004) (1.25 ± 0.16 and 1.14 ± 0.09 , respectively), and those of the deeper AGES survey (see Introduction) carried out at Arecibo with the same multi-beam ALFA instrument (1.20 ± 0.06). Haynes et al. (2011) mention that “some earlier measurements tended to underestimate fluxes for the brightest and more extended sources, a systematic effect for which a correction was applied”; comparing the results for 2704 sources in the $\alpha.40$ catalog included in earlier ALFALFA catalogs (see Introduction), we noted a systematic difference for all sources between the published line fluxes which increased with the flux value. This had the effect of aligning the $\alpha.40$ ALFALFA flux scale with that of Springob et al. (2005), which includes theoretical corrections for HI self absorption and source extension, at the expense of agreement with other HI catalogs.

By fitting the ratio between the $\alpha.40$ line fluxes and those in earlier ALFALFA catalogs, we find a best fit of $\log(F_{\text{HI,ALFALFA}\alpha.40}) = (\log(F_{\text{HI,ALFALFA}\text{previous}}) - 0.0283)/1.04$. Using this, we corrected the $\alpha.40$ values back to the older ALFALFA flux scale. We find that the older flux scale is significantly closer to that of NIBLES, with a flux ratio of 1.25 ± 0.14 .

It should be pointed out that the perceived differences in flux scale between multi-beam and single-receiver observations is not necessarily due to flux calibration differences alone. Compared to measuring total line fluxes with single-horn receivers, reconstructing total fluxes from multi-beam receiver data is a rather complex process (Barnes et al. 2001) involving choices on re-gridding, flux conservation, etc.

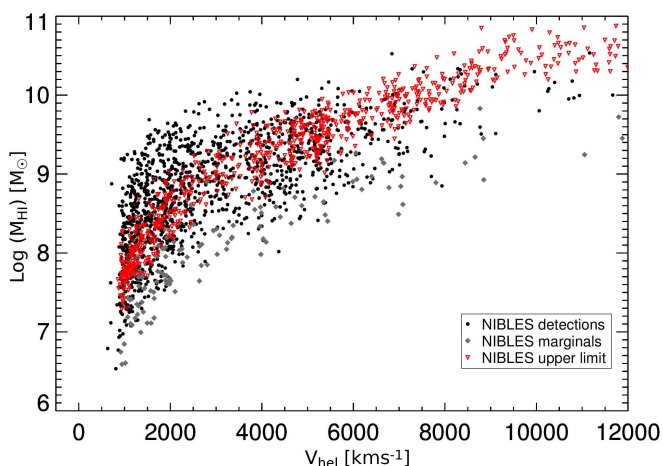


Fig. 11. Total HI mass, M_{HI} (in M_{\odot}), as a function of radial velocity (in km s^{-1}), i.e., V_{HI} for the detections and SDSS optical values for the non-detections. Black dots represent clear NIBLES detections, gray diamonds marginal detections, and open red triangles estimated upper limit for non-detections. Excluded were all NIBLES detections which are either resolved (flag R in the tables), or definitely or probably confused by another galaxy within the telescope beam (flags $C1$ and $C2$). The relatively high estimated upper limits for non-detections are quite conservative, as they are based on the largest W_{20} line widths measured as a function of r -band luminosity (see Sect. 4).

We explored this using data from the publicly-available AGES NGC 7332 data cube (Minchin et al. 2010). For sources chosen to be at a high enough redshift to ensure they are point-like, we measure the sources using two algorithms implemented in the `MBSPECT` routine in `MIRIAD`. One (which is that used by the AGES survey) fits the position of the source and uses this to reconstruct the flux of a point source at that position using a Gaussian beam model that applies lower weights to pixels further from the position. The second is simply to sum the flux and correct it for the beam size. We carried out this analysis over $5' \times 5'$, $7' \times 7'$, $9' \times 9'$, and $11' \times 11'$ sized regions, centered on the cataloged positions of the sources. We found that the two methods, which should give essentially identical answers for point sources, have markedly different results, with fluxes in the sum-and-correct method increasing with box size well beyond that predicted by a Gaussian beam model. The ratio between the beam-corrected sum over the $9' \times 9'$ region and the beam-weighted reconstruction over the $5' \times 5'$ region was 1.19 on average. Although this is exploratory only, it does indicate that changing the way in which total line fluxes are reconstructed from images obtained with single-dish telescopes can significantly change the result.

4.7. CRUMBS: stacking of NIBLES non-detections

The NIBLES sub-project named CRUMBS (Characterizing Radio-Undetected Masses in Baryonic Surveys), includes an investigation of all NIBLES non-detections using the spectrum stacking technique. Preliminary results are presented in Blyth et al. (2009) and further results will be published as part of this series (Healy et al., in prep.).

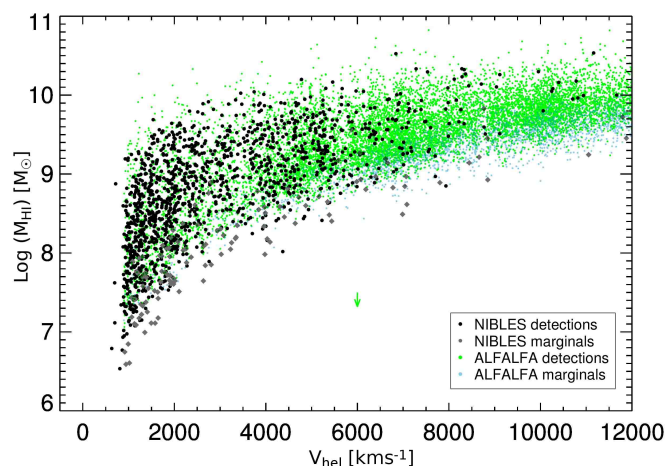


Fig. 12. Total HI mass, M_{HI} (in M_{\odot}), as a function of radial velocity (in km s^{-1}) – as in Fig. 11. Shown besides the NIBLES detections and marginals are the ALFALFA data from Haynes et al. (2011), where green squares represent high-quality (Category 1) detections, and blue ones the weaker (Category 2) ones. The HI masses of the ALFALFA detections were calculated in the same way as for the NIBLES sources, using simply a distance of $D = V/H_0$, where the adopted Hubble constant is $H_0 = 70 \text{ km s}^{-1} \text{ Mpc}^{-1}$. For clarity, the velocity range plotted is limited to the NIBLES search range limit of $12,000 \text{ km s}^{-1}$, whereas the ALFALFA search range continues till $18,000 \text{ km s}^{-1}$. The green vertical arrow left of the legend of 0.16 dex in $\log(M_{\text{HI}})$ indicates the difference between the on average 1.45 higher ALFALFA $\alpha.40$ catalog fluxes and the NIBLES values (see Sect. 4.6).

4.8. Sources not included in the final NIBLES sample

Data were obtained for a total of 240 sources among the 2840 observed that are not part of the final NIBLES sample of 2600 objects. They are not listed in the tables as their data will not be used for further analysis of the results of our surveys. They were excluded for the following reasons, listed in order of the frequency of occurrence:

- OFF-beam detection (95 cases): the HI line profile of a galaxy detected in the OFF-beam, which appears as a negative signal in the reduced spectrum, lies (partly) in the velocity range where HI emission from the target is expected to occur, or is in fact observed;
- High velocity, out of HI search range (28 cases): these sources have radial velocities in DR9 which are significantly higher than their DR5 values, and which consequently lie outside our velocity search range; curiously, 17 of these have reported redshifts in the narrow range $23,100$ to $23,700 \text{ km s}^{-1}$;
- Telescope problem (20 cases): telescope malfunction which makes the data unusable (mainly pointing and receiver problems);
- Not a galaxy (18 cases): originally classified as galaxies in DR5, but in DR9 17 were reclassified as stars, and one appears to be a cosmic ray;
- Unreliable redshift (14 cases): conflicting redshift information between DR7 and DR9. Only some have warnings of unreliable line fits. These sources were also all undetected in HI so there is no independent measure of their redshift (see Table A.6 and Sect. 4.2);
- Unconstrained redshift (12 cases): these sources have a listed uncertainty of $z \pm 1$ in their SDSS redshift, and they also all have the same reported radial velocity of 1245 km s^{-1} . They are listed in Table A.6 (see also Sect. 4.2);

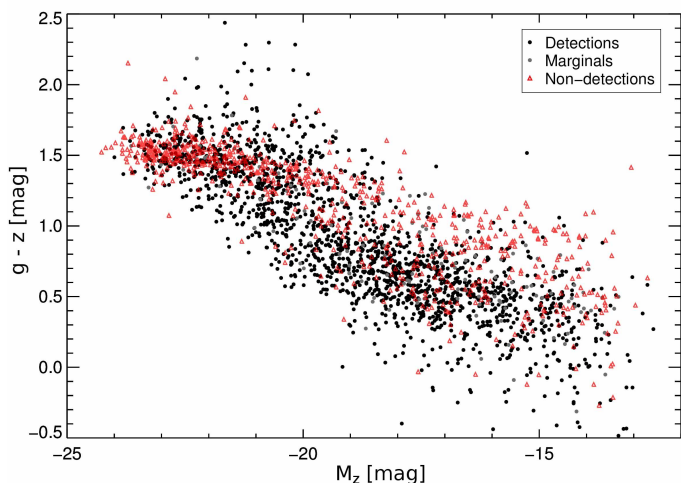


Fig. 13. Integrated $g-z$ color, in mag, as a function of absolute z -band magnitude, M_z . All data were corrected for Galactic extinction following Schlegel et al. (1998). Black dots represent clear NIBLES detections, gray dots marginal detections, and red triangles estimated non-detections.

- RFI (10 cases): Radio Frequency Interference (RFI) is present in the velocity range around the SDSS velocity;
- Baselines bad (9 cases): unstable baselines which made it impossible to verify if an HI line signal was present;
- Low velocity (6 cases): radial velocity in SDSS DR9 < 850 km s^{-1} , well below the 900 km s^{-1} lower velocity limit of our sample (see Table A.5).
- Incorrect velocity search range selected (3 cases): these sources had an observed HI velocity search range between 0 and $10,000$ km s^{-1} whereas their current SDSS redshifts are over $10,000$ km s^{-1} .

5. Discussion

Further discussion and analysis of the data presented here will be given in future papers in this series (e.g., Paper II; Butcher et al., in prep.; Healy et al., in prep.).

Our goal was to observe a total of 3000 galaxies in the local Universe, distributed as uniformly as possible over the full range in absolute z -band magnitude detected in the SDSS, without selection on color. The final M_z distribution is shown in Fig. 9, which contains all sources observed and detected, both clearly and marginally. For some galaxies the redshift and/or photometry changed as a result of moving from the SDSS DR5 data used to select them to the DR9 data used for further analysis (see Sect. 4).

We observed 130-165 sources per half-magnitude bin over the absolute magnitude range $-23 < M_z < -16.5$ mag (the target number was 150), and observed all objects known from the DR5 in the least-filled bins (see Fig. 9). For $M_z > -21$ mag the overall detection rate is high, at about the 75% level, and rather constant, but it starts to decline steadily for more luminous galaxies, towards the 30% level at -23 mag (see also Fig. 13).

Shown in Fig. 10 is the integrated HI line flux, F_{HI} , as a function of W_{50} line width for the 1733 clear detections and 137 marginal detections, together with the line indicating the flux expected for a flat-topped 3σ detection with a 2 mJy rms noise level. For comparison, the same data are shown for the 11,941 ALFALFA high-quality detections (their Category 1) and 3100 marginal detections (their Category 2) from Haynes et al. (2011).

As noted in Sect. 3, the rms noise level is not constant for the entire NIBLES sample (see Fig. 6), with more observing time spent on weak marginal detections and non-detections, telescope time permitting; the mean rms for the sample is 2.1 mJy. The comparable overall rms noise level of the NIBLES and ALFALFA surveys is reflected in their similar $F_{\text{HI}}-W_{50}$ distribution (Fig. 10), where also the effect of longer integrations for weak NIBLES marginal detections can be noted. The higher velocity resolution of the ALFALFA data, 10 km s^{-1} compared to 18 km s^{-1} for NIBLES, has resulted in a number of very narrow ALFALFA detections, more extreme than found by us.

The distribution of the total HI masses as a function of radial velocity is shown in Figs. 11 and 12. The former shows both the clear and the marginal NIBLES detections as well as the estimated upper limits of the non-detections, whereas the latter shows the clear and the marginal detections of both NIBLES and ALFALFA. Excluded in both figures were the NIBLES sources which are definitely or probably confused by another galaxy within the telescope beam (flags C1 and C2 in the tables). For the sake of clarity, the velocity range is only plotted to the NIBLES limit of $12,000$ km s^{-1} , whereas ALFALFA detections continue out to $18,000$ km s^{-1} .

Figure 11 shows that the estimated upper limits to the HI masses of NIBLES non-detections are quite conservative, as they are based on the upper envelope of the W_{20} line widths measured as a function of r -band luminosity (see Sect. 4). At the highest velocities ($V > 8000$ km s^{-1}), where in general the most luminous sources are located with the greatest expected line widths, the upper limits even tend to be higher than the NIBLES detections at the same redshift.

As can be seen in 12, the NIBLES SDSS sources were selected at the lowest velocities in their M_z bins, as far as practicable, whereas ALFALFA is a blind HI survey, bound to detect high numbers of relatively high HI mass objects at larger distances than the SDSS sources selected for NIBLES. The ALFALFA line fluxes from the $\alpha.40$ catalog are on average 1.45 times higher than our Nançay values due to a flux calibration difference (see Sect. 4.6), which corresponds to a difference of 0.16 dex in $\log(M_{\text{HI}})$ – see the vertical arrow in the plot.

The integrated $g-z$ color as a function of absolute z -band magnitude is shown in 13 with different symbols for NIBLES clear detections, marginal detections, and non-detections. NIBLES sources were selected on M_z , irrespective of color. The distribution shows the well-known “red sequence” and “blue cloud” loci, with a mixture of detections and non-detections in both. The highest concentration of non-detections occurs among the most luminous red systems, but these are not all elliptical systems and HI detections do occur. Among the low-luminosity systems (at $\log(L_r)$ 7.8-8.5) the non-detected dwarfs are predominantly red. We will study the underlying HI properties of undetected galaxies using four times higher sensitivity Arecibo observations in Paper II.

5.1. The $M_{\text{HI}}/M_{\star} - M_{\star}$ relationship, including HI non-detections

The ratio of HI and stellar masses, M_{HI}/M_{\star} , as a function of total stellar mass is shown in Fig. 14 for NIBLES detections, marginals, and estimated upper limits for non-detections. We did not use those sources we flagged as either C1/C2 (confused by another galaxy in the NRT beam), R (resolved by the NRT beam) or U (significant SDSS flux missing), as their M_{HI}/M_{\star} ratios will be either under- or overestimated by unknown amounts (see Sect. 4). Overlaid on this plot are high-quality ALFALFA de-

tections, and the mean relationship for four literature reference samples of local HI-detected galaxies (pink line) from Papastergis et al. (2012). We first explore the differences between the plotted properties for the various samples and their uncertainties, both relative and systematic.

Like for the NIBLES data, the total stellar masses used here for the ALFALFA detections were taken by us from the SDSS “added-value” MPA/JHU catalogs (see Sect. 4). To estimate the uncertainty in the stellar masses of individual galaxies we examined the $+1\sigma$, -1σ and median mass estimates, and found a typical (mean) relative uncertainty of about 20%. Matching positions with those of the 15,598 $\alpha.40$ catalog HI detections resulted in 2500 matches.

A caveat in the comparison between our MPA/JHU catalogs’ total stellar masses for NIBLES and ALFALFA galaxies and those used for the reference samples in Papastergis et al. (2012) is that the latter used a somewhat different way to estimate stellar masses, see Huang et al. (2012) for details. We do not have a simple way of estimating the systematic uncertainties between the two stellar mass estimate methods as stellar masses for individual galaxies are not given in Papastergis et al. (2012). We will therefore ignore this uncertainty, but we note that in our experience different mass estimates usually agree within about 0.3 dex (e.g., Drory et al. 2004; Moustakas et al. 2013; Sorba & Sawicki 2015).

For the NIBLES HI masses, we estimate a typical relative uncertainty, due to variations within the telescope system, of about 15% and a systematic uncertainty of about 10%, after comparison with flux scales of other telescopes (see Sect. 4.6). Even when correcting the $\log(M_{\text{HI}})$ of the ALFALFA $\alpha.40$ catalog detections by -0.16 dex, they lie on, and above, the upper envelope of the NIBLES detections.

The mean relationship found by Papastergis et al. for the ensemble of four literature samples they use to evaluate the gas-to-stellar mass ratio of galaxies as a function of M_{\star} (pink line) is $\log(M_{\text{HI}}/M_{\star}) = -0.43 \log(M_{\star}) + 3.75$.

The latter reference samples only contain objects selected based on previously known HI detections, and do not include any HI non-detections. Among the total of about 1000 galaxies, the largest sample used (Zhang et al. 2009) is based on 721 HI detections from HyperLeda, two others are based on Westerbork radio synthesis observations (Swaters et al. 2002; Noordermeer et al. 2005) of 239 galaxies selected to have a strong enough HI line to enable imaging and the smallest (Garnett 2002) contains 42 HI-detected objects. Their HI masses as used by Papastergis et al. are based on the originally published values, and are independent of subsequent ALFALFA measurements.

Papastergis et al. also estimated maximum upper limits to M_{HI}/M_{\star} ratios for galaxies in their selected sky regions covered by ALFALFA which were not detected by ALFALFA, using HI mass upper limits based on the 25% completeness limit of the $\alpha.40$ catalog as a function of HI line width. These ratios also lie systematically above the relationship for the four literature samples.

In order to keep Fig. 14 readable, we did not plot the uncertainties for all individual galaxies but instead indicated the typical uncertainty for both the stellar mass and the HI-to-stellar mass ratio of the NIBLES detections. For the HI mass, we added the typical relative and systematic uncertainties in quadrature.

A second, though minor, caveat in comparing samples shown in Fig. 14 concerns the distance scales used. For NIBLES we used a pure Hubble-flow method and heliocentric velocities, whereas for published ALFALFA detections (including those used in Papastergis et al. 2012) a correction for peculiar motions

was applied for $V_{\text{CMB}} < 6000 \text{ km s}^{-1}$ (see Haynes et al. 2011 for details). The ALFALFA HI masses shown in Fig. 14 were all calculated by us using the same method as for NIBLES.

For the four reference samples used in Papastergis et al. (2012), no individual distances are given, nor in the paper that comprises the bulk of those data, Zhang et al. (2009). From the fact that the latter are all SDSS galaxies with pre-ALFALFA HI detections listed in HyperLeda, we deduce they are relatively nearby objects with a mean velocity of a few thousand km s^{-1} . At such velocities, the ALFALFA distances are only about 7% higher than the NIBLES values, corresponding to $+0.03$ dex in $\log(M_{\text{HI}})$ – small compared to the other typical uncertainties of individual galaxy data as shown in Fig. 14.

A linear regression fit made only to the NIBLES detections (excluding resolved and confused sources) results in a mean relationship (dark green line in Fig. 14) of $\log(M_{\text{HI}}/M_{\star}) = -0.54 \log(M_{\star}) + 4.70$.

We now want to examine the impact of HI non-detections, of which the estimated upper limits to their total HI masses are routinely ignored, in the study of this relationship for our optically-selected NIBLES sample. To this purpose, we fitted our data, including M_{HI} upper limits, with three estimators of the slope and intercept, from the STSDAS statistics package¹. These were the Buckley-James, expectation-maximization (EM) algorithm, and Schmitt binning methods of linear regression. It is beyond the scope of the paper to discuss the differing nature of these methods (see Feigelson & Nelson 1985; Isobe et al. 1986, for details).

At low stellar masses, $\log(M_{\star}) \lesssim 7.5$, the relationship between M_{HI}/M_{\star} and M_{\star} apparently becomes non-linear, and we therefore excluded galaxies below this limit from these linear fits. It is sufficient to say here, that all three methods gave similar slopes and intercepts within 0.1 dex in $\log(M_{\text{HI}}/M_{\star})$. Using the Buckley-James method, we find $\log(M_{\text{HI}}/M_{\star}) = -0.59 \log(M_{\star}) + 5.05$.

Since we were concerned that our estimated 3σ M_{HI} upper limits might be overly conservative owing to our choice of the largest observed W_{20} line widths as a function of L_{r} (see Fig. 5), we also explored how adjusting our upper limit estimates would influence the fits. To this end, we subtracted 0.25 dex from the upper envelope line shown in Fig. 5, which corresponds to the mean relationship between W_{20} and L_{r} . In this case, we found $\log(M_{\text{HI}}/M_{\star}) = -0.62 \log(M_{\star}) + 5.20$.

We show these two fits, dark blue when using our conservative upper envelope limits and light blue based on the mean W_{20} - L_{r} relationship, in Fig. 14. The uncertainties in our fits are 0.03 in the slope and 0.3 in the zero-point. Although Papastergis et al. (2012) do not provide an estimate of the uncertainties in their fit, the spread of the data points in their Fig. 19 indicates a standard deviation of order ± 0.2 dex in $\log(M_{\text{HI}}/M_{\star})$ around the mean relationship.

Overall, our regression fits to all NIBLES data are not very dependent on the choice of line widths for HI mass upper limit estimates based on our Nançay data, which on average causes a difference of 0.25 dex in $\log(M_{\text{HI}})$; the difference in $\log(M_{\text{HI}}/M_{\star})$ between using the conservative, upper envelope widths and the mean widths amounts to only 0.03 dex at $\log(M_{\star}) = 7.5$ and goes up to 0.12 dex at 11.5. About one quarter of the NIBLES galaxies were not detected in HI, and most of these have the highest stellar masses. Therefore, the effect of using lower M_{HI} estimates for non-detections will have the greatest effect at the high mass end.

¹ <http://stsdas.stsci.edu/cgi-bin/gethelp.cgi?statistics>

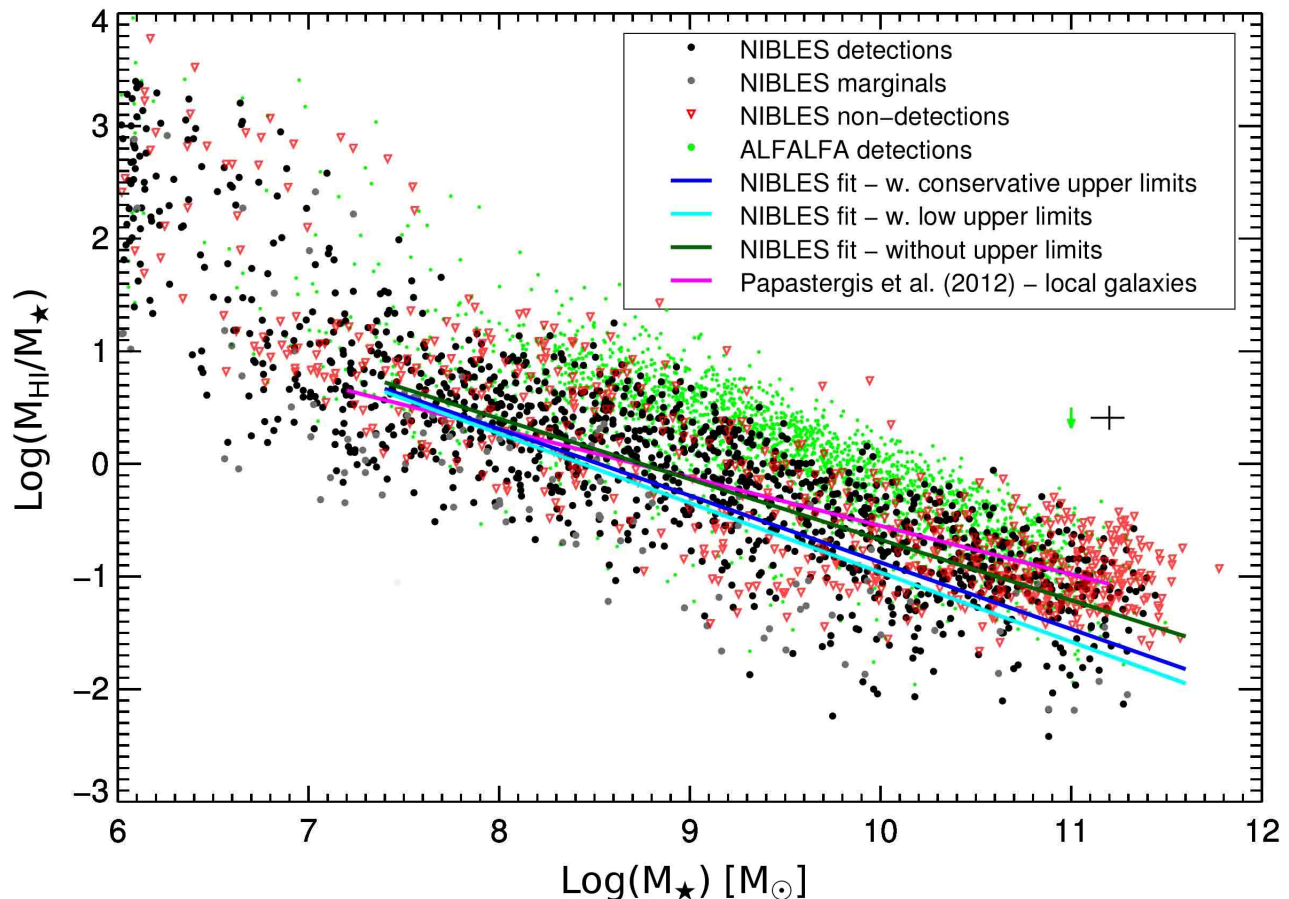


Fig. 14. The ratio of total HI and stellar masses, M_{HI}/M_{\star} , as a function of total stellar mass, M_{\star} (in M_{\odot}). Black dots represent clear NIBLES detections, gray dots marginal detections, and red open triangles estimated upper limits for non-detections, whereas green dots represent the clear ALFALFA detections from Haynes et al. (2011). All total stellar masses used for the NIBLES and ALFALFA galaxies were taken from the SDSS “added-value” MPA/JHU catalogs (see Sect. 4). The HI masses of the ALFALFA detections were calculated in the same way as for the NIBLES sources, using simply a distance of $D = V/H_0$, where the adopted Hubble constant is $H_0 = 70 \text{ km s}^{-1} \text{ Mpc}^{-1}$. The green vertical arrow on the right indicates the mean flux scale difference of 0.16 dex in $\log(M_{\text{HI}})$ between the higher ALFALFA $\alpha.40$ catalog HI line fluxes and the NIBLES values (see Sect. 4.6). For all fits made to the NIBLES data, we excluded sources that are either resolved, confused or missing significant SDSS flux. The dark green line shows a linear regression fit made only to the NIBLES detections. The dark blue line shows a linear regression fit to all NIBLES data including our rather conservative estimates for HI mass upper limits based on the upper envelope in the $W_{20}-L_r$ relationship (Fig. 5), whereas the light blue line shows a fit using low upper limit estimates based on the mean $W_{20}-L_r$ relationship (see text). The pink line shows the mean relationship derived for four literature reference samples of HI-detected local galaxies from Papastergis et al. (2012), which is based on a stellar mass estimation method different from the one used in the MPA/JHU catalogs (see Sect.). For the NIBLES detections, we indicate the typical uncertainty in both quantities by the black cross on the right hand side of the plot (see text for details).

On the other hand, the difference between the Papastergis et al. HI-detected reference samples and the NIBLES fit using conservative upper limits amounts to -0.08 dex at $\log(M_{\star}) = 7.5$ and goes up to 0.57 dex at $\log(M_{\star}) = 11.5$. However, keep in mind there may be a systematic difference of up to 0.3 dex between the two methods used for total stellar mass estimates.

Our follow-up Arecibo detections of 72 Nançay non-detections show that they lie mainly among the lower envelope of the Nançay detections and marginals in Fig. 14, indicating that HI observations sufficiently sensitive to detect all our targets would significantly lower the mean M_{HI}/M_{\star} ratio over the entire range of M_{\star} for our NIBLES sample of optically selected local galaxies. We will discuss this in further detail in future papers in this series.

Acknowledgements. We wish to thank the anonymous referee for carefully reading our manuscript and making a number of very useful comments. We wish to

thank Eric Gérard, and Laurence Alsac and other Nançay Radio Telescope staff members for their technical advice and assistance. TJ and RM are grateful for the bursary provided by the South African SKA Project Office; SB, TJ, RCKK, MR & PS were supported by the South African National Research Foundation. The Nançay Radio Astronomy Station is operated as part of the Paris Observatory, in association with the Centre National de la Recherche Scientifique (CNRS) and partially supported by the Région Centre in France. This research has made use of the HyperLeda database (<http://leda.univ-lyon1.fr>), the NASA/IPAC Extragalactic Database (NED) which is operated by the Jet Propulsion Laboratory, California Institute of Technology, under contract with the National Aeronautics and Space Administration and the Sloan Digital Sky Survey which is managed by the Astrophysical Research Consortium for the Participating Institutions.

References

- Augarde, R., Chalabaev, A., Comte, G., Kunth, D., & Maehara, H. 1994, *A&AS*, 104, 259
 Auld, R., Minchin, R. F., Davies, J. I., et al. 2006, *MNRAS*, 371, 1617

- Barnes, D. G., Staveley-Smith, L., de Blok, W. J. G., et al. 2001, *MNRAS*, 322, 486
- Bertin, E. & Arnouts, S. 1996, *A&AS*, 117, 393
- Bigiel, F. & Blitz, L. 2012, *ApJ*, 756, 183
- Binggeli, B., Sandage, A., & Tammann, G. A. 1985, *AJ*, 90, 1681
- Blyth, S., Bouchard, A., van der Heyden, K. J., et al. 2009, in *Panoramic Radio Astronomy: Wide-field 1-2 GHz Research on Galaxy Evolution*, ed. G. Heald & P. Serra (published on-line at <http://pos.sissa.it>)
- Bottinelli, L., Durand, N., Fouque, P., et al. 1992, *A&AS*, 93, 173
- Bouché, N., Dekel, A., Genzel, R., et al. 2010, *ApJ*, 718, 1001
- Boyce, P. J., Minchin, R. F., Kilborn, V. A., et al. 2001, *ApJ*, 560, L127
- Brinchmann, J., Charlot, S., White, S. D. M., et al. 2004, *MNRAS*, 351, 1151
- Catinella, B., Schiminovich, D., Cortese, L., et al. 2013, *MNRAS*, 436, 34
- Catinella, B., Schiminovich, D., Kauffmann, G., et al. 2012, *A&A*, 544, A65
- Catinella, B., Schiminovich, D., Kauffmann, G., et al. 2010, *MNRAS*, 403, 683
- Colless, M., Peterson, B. A., Jackson, C., et al. 2003, *The 2dF Galaxy Redshift Survey: Final Data Release*, *ArXiv astro-ph/0306581* [astro-ph/0306581]
- Cortese, L., Minchin, R. F., Auld, R. R., et al. 2008, *MNRAS*, 383, 1519
- Davies, J., Minchin, R., Sabatini, S., et al. 2004, *MNRAS*, 349, 922
- Davies, J. I., Auld, R., Burns, L., et al. 2011, *MNRAS*, 415, 1883
- de Vaucouleurs, G., de Vaucouleurs, A., Corwin, Jr., H. G., et al. 1991, *Third Reference Catalogue of Bright Galaxies*. (Springer-Verlag)
- Dekel, A., Sari, R., & Ceverino, D. 2009, *ApJ*, 703, 785
- Dekel, A., Zolotov, A., Tweed, D., et al. 2013, *MNRAS*, 435, 999
- Drory, N., Bender, R., & Hopp, U. 2004, *ApJ*, 616, L103
- Falco, E. E., Kurtz, M. J., Geller, M. J., et al. 1999, *PASP*, 111, 438
- Feigelson, E. D. & Nelson, P. I. 1985, *ApJ*, 293, 192
- Flöer, L., Winkel, B., & Kerp, J. 2014a, *A&A*, 569, A101
- Flöer, L., Winkel, B., & Kerp, J. 2014b, *A&A*, 569, A101
- Fouqué, P., Durand, N., Bottinelli, L., Gouguenheim, L., & Paturel, G. 1990, *A&AS*, 86, 473
- García, A. M., Bottinelli, L., Garnier, R., Gouguenheim, L., & Paturel, G. 1994, *A&AS*, 107, 265
- Garnett, D. R. 2002, *ApJ*, 581, 1019
- Giovanelli, R., Haynes, M. P., Adams, E. A. K., et al. 2013, *AJ*, 146, 15
- Giovanelli, R., Haynes, M. P., Kent, B. R., et al. 2005, *AJ*, 130, 2598
- Giovanelli, R., Haynes, M. P., Kent, B. R., et al. 2007, *AJ*, 133, 2569
- Grogan, N. A., Geller, M. J., & Huchra, J. P. 1998, *ApJS*, 119, 277
- Haynes, M. P., Giovanelli, R., Martin, A. M., et al. 2011, *AJ*, 142, 170
- Haywood, M., Di Matteo, P., Lehnert, M. D., Katz, D., & Gómez, A. 2013, *A&A*, 560, A109
- Hong, T., Staveley-Smith, L., Masters, K. L., et al. 2013, *MNRAS*, 432, 1178
- Huang, S., Haynes, M. P., Giovanelli, R., et al. 2012, *AJ*, 143, 133
- Huchra, J., Davis, M., Latham, D., & Tonry, J. 1983, *ApJS*, 52, 89
- Irwin, J. A., Hoffman, G. L., Spekkens, K., et al. 2009, *ApJ*, 692, 1447
- Isobe, T., Feigelson, E. D., & Nelson, P. I. 1986, *ApJ*, 306, 490
- Joseph, T. D. 2008, *Towards an HI Census of the Local Universe*, Masters Thesis, (University of Cape Town)
- Kauffmann, G., Heckman, T. M., White, S. D. M., et al. 2003, *MNRAS*, 341, 54
- Keenan, O. C., Davies, J. I., Taylor, R., & Minchin, R. F. 2016, *MNRAS*, 456, 951
- Kent, B. R., Giovanelli, R., Haynes, M. P., et al. 2008, *AJ*, 136, 713
- Kerp, J., Winkel, B., Ben Bekhti, N., Flöer, L., & Kalberla, P. M. W. 2011, *Astronomische Nachrichten*, 332, 637
- Lang, R. H., Boyce, P. J., Kilborn, V. A., et al. 2003, *MNRAS*, 342, 738
- Lehnert, M. D., Di Matteo, P., Haywood, M., & Snaith, O. N. 2014, *ApJ*, 789, L30
- Lehnert, M. D., van Driel, W., Le Tiran, L., Di Matteo, P., & Haywood, M. 2015, *A&A*, 577, A112
- Lehnert, M. D., van Driel, W., & Minchin, R. 2016, *A&A*, 590, A51
- Lewis, B. M. 1983, *AJ*, 88, 962
- Lilly, S. J., Carollo, C. M., Pipino, A., Renzini, A., & Peng, Y. 2013, *ApJ*, 772, 119
- Mahdavi, A., Trentham, N., & Tully, R. B. 2005, *AJ*, 130, 1502
- Martin, A. M., Giovanelli, R., Haynes, M. P., et al. 2009, *ApJS*, 183, 214
- Martin, A. M., Papastergis, E., Giovanelli, R., et al. 2010, *ApJ*, 723, 1359
- Masters, K. L., Crook, A., Hong, T., et al. 2014, *MNRAS*, 443, 1044
- Masters, K. L., Springob, C. M., & Huchra, J. P. 2008, *AJ*, 135, 1738
- Matthews, L. D. & van Driel, W. 2000, *A&AS*, 143, 421
- McClure-Griffiths, N. M., Pisano, D. J., Calabretta, M. R., et al. 2009, *ApJS*, 181, 398
- Meyer, M. J., Zwaan, M. A., Webster, R. L., et al. 2004, *MNRAS*, 350, 1195
- Minchin, R. F., Auld, R., Davies, J. I., et al. 2016, *MNRAS*, 455, 3430
- Minchin, R. F., Momjian, E., Auld, R., et al. 2010, *AJ*, 140, 1093
- Mitra, S., Davé, R., & Finlator, K. 2015, *MNRAS*, 452, 1184
- Monnier Ragaigne, D., van Driel, W., Schneider, S. E., Balkowski, C., & Jarrett, T. H. 2003, *A&A*, 408, 465
- Moustakas, J., Coil, A. L., Aird, J., et al. 2013, *ApJ*, 767, 50
- Neistein, E. & Dekel, A. 2008, *MNRAS*, 388, 1792
- Noordermeer, E., van der Hulst, J. M., Sancisi, R., Swaters, R. A., & van Albada, T. S. 2005, *A&A*, 442, 137
- O’Neil, K. 2004, *AJ*, 128, 2080
- Papastergis, E., Cattaneo, A., Huang, S., Giovanelli, R., & Haynes, M. P. 2012, *ApJ*, 759, 138
- Saintonge, A. 2007, *AJ*, 133, 2087
- Saintonge, A., Giovanelli, R., Haynes, M. P., et al. 2008, *AJ*, 135, 588
- Salim, S., Rich, R. M., Charlot, S., et al. 2007, *ApJS*, 173, 267
- Sandage, A. 1978, *AJ*, 83, 904
- Saunders, W., Sutherland, W. J., Maddox, S. J., et al. 2000, *MNRAS*, 317, 55
- Schlegel, D. J., Finkbeiner, D. P., & Davis, M. 1998, *ApJ*, 500, 525
- Schneider, S. E., Helou, G., Salpeter, E. E., & Terzian, Y. 1986, *AJ*, 92, 742
- Schneider, S. E., Thuan, T. X., Magri, C., & Wadiak, J. E. 1990, *ApJS*, 72, 245
- Silk, J. & Mamon, G. A. 2012, *Research in Astronomy and Astrophysics*, 12, 917
- Snaith, O. N., Haywood, M., Di Matteo, P., et al. 2014, *ApJ*, 781, L31
- Sorba, R. & Sawicki, M. 2015, *MNRAS*, 452, 235
- Springob, C. M., Haynes, M. P., Giovanelli, R., & Kent, B. R. 2005, *ApJS*, 160, 149
- Stierwalt, S., Haynes, M. P., Giovanelli, R., et al. 2009, *AJ*, 138, 338
- Swaters, R. A., van Albada, T. S., van der Hulst, J. M., & Sancisi, R. 2002, *A&A*, 390, 829
- Taylor, R., Davies, J. I., Auld, R., & Minchin, R. F. 2012, *MNRAS*, 423, 787
- Taylor, R., Davies, J. I., Auld, R., Minchin, R. F., & Smith, R. 2013, *MNRAS*, 428, 459
- Taylor, R., Minchin, R. F., Herbst, H., et al. 2014a, *MNRAS*, 443, 2634
- Taylor, R., Minchin, R. F., Herbst, H., & Smith, R. 2014b, *MNRAS*, 442, L46
- Theureau, G., Bottinelli, L., Coudreau-Durand, N., et al. 1998, *A&AS*, 130, 333
- Theureau, G., Hanski, M. O., Coudreau, N., Hallet, N., & Martin, J.-M. 2007, *A&A*, 465, 71
- Tonry, J. L. & Davis, M. 1981, *ApJ*, 246, 666
- Tremonti, C. A., Heckman, T. M., Kauffmann, G., et al. 2004, *ApJ*, 613, 898
- van Albada, T. S., Bahcall, J. N., Begeman, K., & Sancisi, R. 1985, *ApJ*, 295, 305
- van Driel, W. 2011, in *IAU Symposium, Vol. 260, The Role of Astronomy in Society and Culture*, ed. D. Valls-Gabaud & A. Boksenberg, 457–464
- van Driel, W., Pezzani, J., & Gerard, E. 1997, in *High-Sensitivity Radio Astronomy*, ed. N. Jackson & R. J. Davis, 229
- van Driel, W., Schneider, S., & Lehnert, M. 2008a, in *Galaxies in the Local Volume*, ed. B. S. Koribalski & H. Jerjen (Springer), 339
- van Driel, W., Schneider, S., Lehnert, M., et al. 2009, in *Panoramic Radio Astronomy: Wide-field 1-2 GHz Research on Galaxy Evolution*, ed. G. Heald & P. Serra (published on-line at <http://pos.sissa.it>), 8
- van Driel, W., Schneider, S. E., Lehnert, M., & Minchin, R. 2008b, in *American Institute of Physics Conference Series, Vol. 1035, The Evolution of Galaxies Through the Neutral Hydrogen Window*, ed. R. Minchin & E. Momjian, 256
- Vennik, J. & Kaazik, A. 1982, *Astrophysics*, 18, 297
- Vollmer, B. & Leroy, A. K. 2011, *AJ*, 141, 24
- Westmeier, T., Jurek, R., Obreschkow, D., Koribalski, B. S., & Staveley-Smith, L. 2014, *MNRAS*, 438, 1176
- Wilson, T. L., Rohlf, K., & Huttemeister, S. 2009, *Tools of Radio Astronomy* (Springer-Verlag)
- Winkel, B., Kalberla, P. M. W., Kerp, J., & Flöer, L. 2010, *ApJS*, 188, 488
- Winkel, B., Kerp, J., Flöer, L., et al. 2015, *ArXiv e-prints* [[arXiv:1512.05348](https://arxiv.org/abs/1512.05348)]
- Wolfinger, K., Kilborn, V. A., Koribalski, B. S., et al. 2013, *MNRAS*, 428, 1790
- Wong, O. I., Ryan-Weber, E. V., Garcia-Appadoo, D. A., et al. 2006, *MNRAS*, 371, 1855
- York, D. G., Adelman, J., Anderson, Jr., J. E., et al. 2000, *AJ*, 120, 1579
- Zhang, W., Li, C., Kauffmann, G., et al. 2009, *MNRAS*, 397, 1243
- Zwaan, M. A., Meyer, M. J., Staveley-Smith, L., & Webster, R. L. 2005, *MNRAS*, 359, L30

Appendix A: Notes on individual galaxies

- **Source 0023** (KUG 0007+140): Detected in ALFALFA, but not in NIBLES. Small, blueish galaxy of about 60° inclination, without clear spiral arms. The ALFALFA detection has a W_{50} of 205 km s^{-1} and a 7 mJy peak flux density (peak $SNR = 2.8$, $S/N = 6.8$, $rms = 2.5 \text{ mJy}$). The NRT rms is lower, 1.8 mJy , but the NIBLES spectrum only shows a narrow, 6 mJy peak at the optical velocity. The mean ALFALFA flux density of 5.4 mJy is merely at the 3.0σ level for the NIBLES spectrum. However, our four times deeper Arecibo observations (see Paper II) show a clear detection ($S/N = 15$) at a mean level of 3.5 mJy , which is considerably lower than the ALFALFA value, and too low to expect a NIBLES detection.
- **Source 0117** (SHOC 30): Its W_{20} HI line width of 390 km s^{-1} is significantly higher than for the other detections of similar luminosity, $\log(L_r) = 8.25$ (see Fig. 5), but it is a relatively weak detection and its estimated uncertainty in W_{20} is of order 30 km s^{-1} , which could move it below the upper envelope plotted in Fig. 5. Also, the detection could be confused, as there are two other blue compact objects in the NRT beam, without known redshifts.
- **Source 0609** (KUG 0814+251): Its DR9 and DR6 velocities are significantly different (2075 and 1496 km s^{-1} , respectively), and we used the mean independent optical velocity of 1888 km s^{-1} (Augarde et al. 1994). It has no HI detection, either from NIBLES or in the literature.
- **Source 0718** (CGCG 263-080): Its DR9 and DR6 velocities are very different (7602 and 2340 km s^{-1} , respectively), and we used the independent optical velocity of 7669 km s^{-1} (Falco et al. 1999). It has no HI detection, either from NIBLES or in the literature.
- **Source 0784** (UGC 4722): The W_{50} line width is much smaller in NIBLES than in ALFALFA (57 and 137 km s^{-1} , respectively) but the ALFALFA spectrum could not be found in the survey's online database. The NRT profile becomes much broader just below the 50% level, and its $W_{20} = 152 \text{ km s}^{-1}$.
- **Source 0793** (NGC 2743): The NIBLES profile is as broad as the ALFALFA detection at the W_{20} level, but at the 50% level the lower-velocity half of the line is considerable weaker in the NIBLES profile, hence the difference in W_{50} (74 and 178 km s^{-1} , respectively). The NRT spectrum sloping off could in principle be due to a superimposed, narrow OFF-beam detection.
- **Source 0824** (KUG 0910+433): Its DR9 and DR6 velocities are very different (4232 and 2641 km s^{-1} , respectively), and we used the mean independent optical velocity of 4221 km s^{-1} (Saunders et al. 2000; Falco et al. 1999). It has no HI detection, either from NIBLES or in the literature.
- **Source 0828** (ASK 261057): Its DR9 radial velocity is unconstrained (nominally 1245 km s^{-1}), and we adopted our Arecibo NIBLES HI value of 1370 km s^{-1} (Paper II). There are no independent literature values.
- **Source 0958** (PGC 4571034): The W_{50} line width is much larger in NIBLES than in ALFALFA (116 and 32 km s^{-1} , respectively). The peak in the NIBLES profile which is centered on the optical velocity has about the same width as the ALFALFA profile, but in addition it has a noise peak centered on a $\sim 80 \text{ km s}^{-1}$ higher velocity which rises up to 60% of the main peak level. The latter can explain the measured width difference. We could not identify a potentially confusing other galaxy within the NRT beam.
- **Source 0998** (NGC 3156): Its SDSS DR9 radial velocity is unconstrained (nominally 1245 km s^{-1}), and we adopted the mean independent optical value of 1266 km s^{-1} (Sandage 1978; Tonry & Davis 1981; Vennik & Kaazik 1982; Falco et al. 1999). It has no HI detection, either from NIBLES or in the literature.
- **Source 1319** (PGC 1275866): The W_{50} line width is much larger in NIBLES than in ALFALFA (69 and 37 km s^{-1} , respectively). The peak in the NIBLES profile which is centered on the optical velocity has about the same width as the ALFALFA profile, but in addition it has a noise peak centered on a $\sim 100 \text{ km s}^{-1}$ lower velocity which rises up to 35% of the main peak level. The latter can explain the measured width difference. We could not identify a potentially confusing other galaxy within the NRT beam.
- **Source 1355** (MCG +09-19-160): Its SDSS DR9 redshift is unconstrained (nominally at 1245 km s^{-1}), and we adopted the value of 1233 km s^{-1} of the marginal NIBLES HI detection, which is marginally lower than the independent optical velocity of $1322 \pm 50 \text{ km s}^{-1}$ (Falco et al. 1999).
- **Source 1371** (CGCG 292-024): Its SDSS DR9 radial velocity is unconstrained (nominally 1245 km s^{-1}), and we adopted the NIBLES HI value of 1294 km s^{-1} which agrees with the independent optical literature value of 1265 km s^{-1} (Sandage 1978; Tonry & Davis 1981; Vennik & Kaazik 1982; Falco et al. 1999) and the previous Nançay detection at 1282 km s^{-1} (Garcia et al. 1994).
- **Source 1598** (VCC 0315): Its DR9 and DR6 velocities are significantly different (1589 and 1461 km s^{-1} , respectively), and we used the independent optical velocity of 1575 km s^{-1} (Grogin et al. 1998; Falco et al. 1999). It has no HI detection, either from NIBLES or in the literature.
- **Source 1654** (PGC 40315): Its SDSS DR9 radial velocity is unconstrained (nominally 1245 km s^{-1}), and we adopted its mean independent optical value of 1370 km s^{-1} (Prugniel 2001, private comm.; see HyperLeda). It has no HI detection, either from NIBLES nor in the literature.
- **Source 1715** (IC 3665): Its DR9 and DR6 velocities are very different (7 and 1200 km s^{-1} , respectively), and we used the independent optical velocity of 1227 km s^{-1} (Binggeli et al. 1985). It has no HI detection, either from NIBLES or in the literature.
- **Source 1717** (NGC 4649): Its DR9 and DR6 velocities are different (1169 and 1018 km s^{-1} , respectively) and based on two spectroscopic targets on either side of the galaxy center. Instead, we used the mean independent optical velocity of 1117 km s^{-1} (from a dozen references, see HyperLeda for details). It has no HI detection, either from NIBLES or in the literature.
- **Source 1723** (ASK 77777): Its SDSS DR9 radial velocity is unconstrained (nominally 1245 km s^{-1}), and we adopted the independent optical value of 1169 km s^{-1} (Colless et al. 2003). It has no HI detection, either from NIBLES or in the literature.
- **Source 1771** (PGC 1132599): Its DR9 and DR6 velocities are significantly different (1235 and 982 km s^{-1} , respectively), and we used the independent optical velocity of 1229 km s^{-1} (Colless et al. 2003). It has no HI detection, either from NIBLES or in the literature.
- **Source 1970** (NGC 5356): The NIBLES and ALFALFA profiles are as broad at the W_{20} level, but the NIBLES profile is much narrower at the W_{50} level (127 vs. 278 km s^{-1} , respectively), which appears to be due to a narrow OFF-beam detection centered on $\sim 1320 \text{ km s}^{-1}$ and cutting through the lower-velocity half of the line profile.

- **Source 2140** (ASK 082514): Its DR9 radial velocity is unconstrained (nominally 1245 km s^{-1}), and we adopted our Arecibo NIBLES HI value of 1728 km s^{-1} (Paper II). There are no independent literature values.
- **Source 2155** (NGC 5644): Its DR9 and DR6 velocities are very different (7650 and 64 km s^{-1} , respectively), and we used the mean independent optical velocity of 7649 km s^{-1} (Huchra et al. 1983; Falco et al. 1999). It has no HI detection, either from NIBLES or in the literature.
- **Source 2167** (NGC 5675): Its W_{20} HI line width of $\sim 1030 \text{ km s}^{-1}$ is significantly higher than for the other detections of similar luminosity, $\log(L_r) = 10.4$ (see Fig. 5), but the SDSS image clearly shows it is an ongoing major merger, so we can expect unsettled gas at extreme velocities.
- **Source 2183** (LSBC D723-05): Although the NIBLES and ALFALFA HI profiles look similar, the fitted W_{50} width is much smaller in NIBLES compared to ALFALFA (62 and 121 km s^{-1} , respectively). This may be due to the bumpy slope of the low-velocity edge of the profile, the presence of noise spikes and differences in the line width measurement algorithms.
- **Source 2265** (PGC 3350778): Its SDSS DR9 radial velocity is unconstrained (nominally 1245 km s^{-1}), and we adopted the independent optical value of 1312 km s^{-1} (Mahdavi et al. 2005). It has no HI detection, either from NIBLES or in the literature.
- **Source 2356** (CGCG 137-019): Its DR9 and DR6 velocities are very different (4508 and 12 km s^{-1} , respectively), and we used the mean independent optical velocity of 4555 km s^{-1} (Falco et al. 1999). It has no HI detection, either from NIBLES or in the literature.
- **Source 2555** (KUG 2335+148): Detected in ALFALFA, but only marginally in NIBLES. Very small blue, roundish galaxy with an arc of star formation clumps; it looks like a late-stage merger. The ALFALFA detection has a W_{50} of 106 km s^{-1} and peak flux density of 10 mJy (peak $SNR = 5$, $S/N = 8.0$, $rms = 2.1 \text{ mJy}$). The NIBLES rms noise level is lower, 1.7 mJy , but nothing is visible in the NRT spectrum although the mean Arecibo flux density is at the 4.3σ level for the NIBLES spectrum.

Table A.1. Basic optical and HI data – clearly detected galaxies

Source	RA (J2000.0)	Dec	Name	V_{opt} km/s	$g-z$ mag	M_g mag	M_* [log] M_{\odot}	$sSFR$ [log] yr $^{-1}$	rms mJy	V_{HI} km/s	W_{50} km/s	W_{20} km/s	F_{HI} Jy km/s	SNR	S/N	M_{HI} M_{\odot}	$\frac{M_{\text{HI}}}{M_*}$ [log]
0001	00 00 02.10	15 52 54.10	KUG 2357+156	6000±3	0.97	-19.39	9.74	-9.96	1.38	6009±7	214	232	0.67±0.19	3.4	5.4	9.06	-0.67
0002	00 00 12.80	01 07 12.70	CGCG 382-016	7396±4	1.11	-20.20	10.18	-10.15	2.65	7397±21	233	308	2.50±0.42	5.0	10.0	9.82	-0.36
0004	00 01 03.59	14 34 48.60	ASK 146570	1714±1	-0.18	-14.79	6.76	-8.37	1.57	1705±6	40	58	0.26±0.11	4.2	4.3	7.56	0.80
0005	00 01 33.95	15 04 53.60	CGCG 433-016	6352±2	0.80	-19.61	9.57	-9.75	2.84	6365±17	117	193	1.75±0.36	6.1	9.3	9.53	-0.03
0006	00 02 14.77	14 29 15.99	PGC 4567836	5131±10	0.72	-17.24	8.67	-9.77	2.37	5142±7	178	209	2.02±0.31	6.1	10.5	9.44	0.74
0007 ^{C3}	00 03 11.30	15 57 56.50	IC 5381	11218±3	1.67	-21.62	11.31	-12.02	1.17	11228±7	700	729	2.55±0.28	5.7	13.2	10.19	-1.12
0008 ^R	00 03 15.00	16 08 44.70	NGC 7814	1059±3	2.00	-19.10	—	—	2.18	1049±3	466	492	10.05±0.45	12.1	35.5	8.73	8.73
0010 ^{C2}	00 03 32.10	-10 44 40.70	NGC 7808	8865±2	1.46	-23.22	11.14	-11.57	3.33	8860±32	184	276	1.92±0.50	4.0	6.9	9.86	-1.27
0011	00 03 44.32	16 11 12.70	CGCG 456-027	6418±3	1.04	-19.36	9.84	-9.99	2.54	6401±9	229	261	1.70±0.37	4.7	7.2	9.53	-0.31
0013	00 06 02.38	14 25 02.90	UGC 0043	5274±2	0.87	-18.01	9.11	-9.92	1.74	5281±6	180	202	1.35±0.23	5.0	9.4	9.26	0.15
0016	00 07 01.59	14 06 23.60	UGC 0056	5421±6	0.87	-19.18	9.57	-10.68	2.78	5425±8	209	231	1.06±0.39	3.8	4.3	9.18	-0.40
0017 ^N	00 07 11.60	13 46 06.80	KUG 0004+134	5378±2	0.30	-18.72	7.47	—	2.49	5400±10	199	237	2.06±0.35	5.3	9.6	9.46	-0.69
0019	00 08 34.29	-10 56 57.50	2MASX J00083428-1056579	9099±4	1.37	-22.62	10.89	-12.30	2.85	9110±2	116	143	4.56±0.31	14.4	23.9	10.26	-0.55
0020 ^{VZF}	00 08 48.79	14 02 01.30	PGC 4018118	1888±539	-0.18	-14.37	—	—	2.48	1913±3	96	117	2.02±0.25	10.3	13.8	8.55	8.55
0021	00 09 40.23	-10 25 02.70	2MASX J00094023-1025027	5415±2	0.88	-18.86	9.12	-9.95	2.12	5391±6	105	117	0.48±0.21	3.0	3.6	8.82	-0.50
0022	00 09 50.40	-00 55 04.00	ASK 27589	4029±2	0.40	-16.39	7.85	-9.44	1.69	4030±8	41	61	0.18±0.12	3.6	2.8	8.16	0.31
0029	00 12 14.68	15 15 26.70	ASK 147670	1879±2	0.33	-14.28	7.27	-9.40	1.27	1870±4	40	55	0.20±0.09	5.0	4.1	7.53	0.26
0030 ^V	00 13 02.76	14 24 34.80	UGC 0119	2092±2	0.64	-18.14	—	—	2.91	2018±3	80	129	4.96±0.31	18.9	31.5	8.99	8.99
0031 ^N	00 13 38.62	15 40 28.00	FGC 5A	1961±5	0.37	-15.33	—	—	2.71	1939±2	131	147	2.70±0.30	9.0	14.4	8.69	8.69
0035	00 14 31.90	-00 44 15.20	UGC 0139	3946±4	1.04	-20.56	9.91	-10.37	2.84	3956±1	294	313	13.58±0.46	20.0	45.8	10.01	0.10
0039 ^F	00 15 50.73	16 05 20.70	UGC 0148	4154±2	1.16	-20.08	6.65	-7.97	2.67	4202±3	312	338	5.82±0.45	10.1	20.2	9.69	3.00
0041	00 19 11.00	15 06 22.70	ASK 147806	4363±2	0.54	-16.94	8.26	-9.37	1.23	4390±11	114	146	0.41±0.14	4.0	5.1	8.58	0.32
0042	00 19 20.60	15 58 40.60	ASK 147996	5485±2	0.63	-17.88	9.17	—	1.67	5541±27	128	214	0.73±0.22	4.6	6.3	9.03	-0.14
0044	00 20 09.30	14 17 28.70	ASK 147978	4803±5	0.77	-17.55	8.79	-9.87	2.15	4790±5	176	196	1.45±0.28	5.5	8.3	9.20	0.23
0047 ^{A1}	00 20 48.60	14 13 27.80	2MASX J00204857+1413283	5344±2	0.91	-18.34	9.31	-9.51	1.69	5352±7	55	74	0.31±0.13	3.7	4.0	8.63	-0.60
0049	00 21 51.20	-09 29 32.10	2MASX J00215111-0929321	6269±1	1.62	-21.52	10.60	-9.96	2.40	6263±3	311	322	1.55±0.39	4.0	6.0	9.47	-1.18
0050	00 21 58.70	15 58 51.80	ASK 148034	4388±3	1.60	-16.34	8.10	-9.34	1.18	4370±5	33	51	0.11±0.08	4.4	2.7	8.02	-0.68
0051	00 22 20.30	15 56 30.30	ASK 148040	5213±2	0.71	-17.35	8.68	-9.82	1.56	5205±21	122	167	0.50±0.18	3.0	4.7	8.81	0.13
0052	00 22 57.10	16 15 11.20	UGC 0219	5245±5	1.05	-19.10	9.73	-10.31	1.90	5228±2	278	298	3.56±0.30	10.5	18.4	9.67	-0.66
0053	00 23 14.90	14 48 34.30	PGC 1467720	5300±2	0.70	-18.33	9.32	-9.68	2.37	5314±10	117	159	1.42±0.27	5.7	9.1	9.29	-0.60
0055	00 23 59.40	15 46 13.50	NGC 0099	5308±4	0.81	-20.34	9.93	-9.91	2.76	5309±1	142	170	8.98±0.33	23.7	44.6	10.09	0.10
0056	00 24 25.90	14 04 10.30	ASK 147870	4269±2	0.17	-18.32	8.45	-8.81	1.48	4276±18	84	121	0.31±0.15	2.9	3.7	8.43	-0.60
0057	00 24 42.69	14 49 28.40	UGC 0233	5276±3	1.01	-19.76	9.95	-10.27	2.26	5277±2	136	155	2.27±0.26	9.3	14.1	9.48	-0.47
0060	00 25 28.86	-08 48 26.60	2MASX J00252890-0848260	6313±4	0.98	-19.78	9.66	-10.10	2.12	6301±4	238	254	1.66±0.31	4.8	8.3	9.50	-0.16
0062	00 26 24.97	01 01 12.00	UGC 0252	5350±11	0.84	-18.38	9.41	-11.96	2.75	5347±11	162	194	1.44±0.35	4.0	6.7	9.30	-0.10
0063	00 27 49.70	-01 11 59.90	UGC 0272	3898±4	0.77	-19.68	9.37	-10.09	2.62	3891±2	243	259	5.74±0.39	11.6	23.1	9.62	0.20
0064	00 27 53.80	-00 58 00.50	PGC 3107905	4345±1	0.54	-17.39	8.31	-9.50	1.54	4316±9	121	144	0.43±0.17	3.6	4.2	8.59	0.27
0065 ^N	00 28 03.90	14 18 06.40	PGC 2816194	4543±3	0.64	-16.70	8.38	-9.61	3.06	4541±11	66	108	1.07±0.29	5.0	7.0	9.03	0.64
0066 ^V	00 29 16.80	-01 00 25.30	KUG 0026-012	4000±1	0.38	-17.50	6.22	-8.85	1.33	4000±6	86	101	0.28±0.12	3.5	3.8	8.34	2.12
0068	00 29 38.40	00 24 37.40	KUG 0027+001	4151±2	0.64	-18.78	9.22	-9.79	2.19	4156±15	75	132	0.95±0.23	5.5	8.3	8.90	-0.32
0070	00 30 07.30	-11 06 49.10	2MASX J00300730-1106491	3527±4	1.37	-21.46	10.45	-11.32	2.65	3515±3	332	350	4.79±0.46	8.1	16.3	9.45	-0.99
0071	00 30 09.00	-09 57 11.80	Mrk 0951	5129±2	1.04	-20.45	9.85	-9.71	1.58	5145±23	217	324	1.85±0.26	6.5	13.0	9.37	-0.47
0072 ^{C1}	00 30 29.80	-08 46 59.80	2MASX J00302984-0847002	5388±5	0.96	-21.00	10.01	-10.15	2.76	5357±8	271	311	3.42±0.45	6.5	12.3	9.67	-0.34
0073 ^{C3F}	00 31 13.30	-10 29 01.40	2MASX J00311327-1028518	3500±2	0.99	-20.61	6.64	-8.25	2.71	3589±4	233	300	11.26±0.43	22.2	44.8	9.85	3.20
0074 ^{C1}	00 31 21.90	-10 24 25.50	ASK 126658	3660±1	0.46	-16.89	8.06	-9.37	2.55	3570±8	278	353	8.08±0.44	13.7	31.4	9.70	1.64
0075 ^{C1}	00 31 22.30	-10 22 42.70	ASK 126660	3524±3	0.33	-15.89	7.78	-9.45	2.56	3571±8	232	313	6.42±0.42	13.9	27.1	9.60	1.82
0076 ^{C1}	00 31 27.50	-10 40 33.10	SHOC 020	3522±2	0.60	-16.69	7.71	-9.08	4.58	3546±36	113	293	4.89±0.72	7.1	16.5	9.45	1.74
0077 ^{C3F}	00 31 35.97	-10 30 17.30	2MASX J00313571-1030228	3583±3	1.37	-20.77	8.60	—	2.92	3525±9	246	365	11.93±0.51	18.7	42.8	9.85	1.25
0079	00 31 40.70	-09 34 34.30	ASK 126851	3395±2	0.06	-15.68	7.70	-9.14	1.78	3389±20	67	129	0.59±0.19	4.4	6.7	8.52	0.82
0080	00 32 31.30	-10 41 22.10	ASK 126629	3156±4	0.49	-16.18	7.81	-9.36	1.78	3155±10	111	142	0.74±0.20	4.5	6.5	8.55	0.74
0081 ^F	00 32 48.96	-10 00 43.70	2MASX J00255246-0939427	3859±4	—	-19.17	8.97	-9.91	2.24	3853±3	93	123	2.37±0.23	11.3	18.0	9.23	0.26

Table A.1. – continued.

Source	RA (J2000.0)	Dec	Name	V_{opt} km/s	$g-z$ mag	M_g mag	M_* [log] M_{\odot}	$sSFR$ [log] yr^{-1}	rms mJy	V_{HI} km/s	W_{50} km/s	W_{20} km/s	F_{HI} Jy km/s	SNR	S/N	M_{HI} [log] M_{\odot}	$\frac{M_{\text{HI}}}{M_*}$ [log]
0082	00 33 22.10	-01 07 16.70	UGC 0328	1989±4	0.78	-17.11	8.27	-10.37	2.69	1986±1	143	169	13.37±0.32	40.2	68.7	9.40	1.14
0083	00 34 02.80	-09 42 19.20	NGC 0151	3732±3	1.73	-22.79	11.08	-11.74	2.69	3744±1	460	478	16.32±0.54	19.1	46.5	10.04	-1.04
0085 ^{C1}	00 34 57.90	-09 20 31.90	2MASX J00345797-0920323	6942±3	1.37	-22.19	10.75	-11.85	1.83	6960±7	133	158	0.81±0.21	4.6	6.2	9.27	-1.47
0086	00 35 26.30	-09 45 37.10	PGC 986776	4078±4	0.75	-18.05	8.75	-9.86	2.12	4068±6	176	190	0.70±0.27	2.9	4.1	8.74	0.02
0088 ^N	00 36 28.90	-10 06 22.10	NGC 0165	5889±2	1.35	-22.31	10.75	-10.75	2.52	5895±12	319	365	2.76±0.44	5.2	10.0	9.66	-1.08
0089 ^{VC1}	00 36 38.40	-10 08 44.20	ASK 126563	6032±1	0.44	-17.55	7.48	-9.95	2.46	6022±73	225	551	2.43±0.53	6.4	10.8	9.61	2.12
0090	00 37 10.60	-09 27 25.10	Mrk 0954	5229±1	0.57	-20.25	9.58	-9.28	1.29	5228±14	93	179	1.20±0.16	8.6	15.8	9.20	-0.38
0091 ^{NZF}	00 37 55.89	-09 15 11.20	2MASX J00375747-0915092	5317±45	0.91	-21.60	—	—	2.70	5243±4	177	214	5.65±0.36	11.9	25.7	9.87	9.87
0093 ^{C1}	00 39 13.75	00 51 42.40	NGC 0192	4177±3	1.62	-20.69	10.90	-10.70	2.64	4217±8	342	370	2.19±0.47	5.0	7.4	9.27	-1.63
0094	00 39 20.10	-10 28 55.40	2MASX J00392015-1028549	10895±3	1.60	-22.50	10.94	-10.54	2.36	10941±8	319	349	1.72±0.40	4.9	6.5	10.00	-0.95
0095 ^N	00 39 22.90	-08 49 24.40	ASK 127223	5755±1	0.09	-18.42	7.54	—	1.86	5761±21	131	194	0.92±0.24	4.2	7.1	9.17	1.63
0096	00 39 34.80	00 51 35.80	NGC 0201	4380±3	1.04	-20.68	10.32	-10.35	1.48	4382±4	225	274	4.14±0.22	15.2	30.6	9.59	-0.74
0097	00 39 35.80	-09 11 40.30	NGC 0195	4894±2	1.51	-21.87	10.49	-10.21	2.68	4916±16	215	312	4.49±0.43	8.5	18.7	9.72	-0.77
0098	00 39 38.30	14 39 51.20	2MASX J00393835+1439509	5219±4	1.71	-18.53	10.21	-10.39	1.31	5225±10	264	312	1.40±0.21	6.7	10.8	9.26	-0.95
0101 ^{C3}	00 41 11.60	15 03 09.70	FGC 0077	5059±3	1.33	-17.98	9.61	-10.52	2.18	5059±8	263	281	0.97±0.34	3.1	4.5	9.08	-0.53
0102 ^{C3}	00 41 16.20	15 13 01.50	CGCG 434-030	5269±1	0.82	-18.81	9.42	-9.83	1.55	5245±7	259	278	0.85±0.24	3.9	5.6	9.05	-0.52
0103	00 41 23.90	-00 03 53.90	ASK 30011	3989±6	0.80	-18.23	8.62	-10.60	1.71	3982±6	59	98	0.95±0.16	8.9	11.8	8.86	0.24
0104 ^{VC1}	00 41 29.50	-10 00 47.50	ASK 127634	4035±11	0.89	-18.39	9.15	-11.95	1.76	3949±10	557	586	1.60±0.39	4.0	6.3	9.08	-0.67
0105 ^{C3}	00 41 33.90	-10 01 17.10	NGC 0217	3932±2	1.62	-22.59	10.94	-12.78	1.51	3944±8	556	591	2.72±0.34	6.3	12.6	9.31	-1.16
0107 ^{C1}	00 41 38.00	00 15 27.40	ASK 30093	5416±2	0.61	-18.46	9.06	-9.66	2.13	5350±20	267	346	2.09±0.36	5.4	9.9	9.46	0.40
0109	00 43 27.80	-00 07 41.10	NGC 0237	4172±3	1.20	-21.46	—	—	3.13	4161±6	290	310	2.58±0.51	4.5	7.9	9.33	9.33
0110	00 43 32.40	14 20 33.20	NGC 0234	4445±4	1.25	-21.13	10.62	-10.39	2.31	4450±3	202	226	3.35±0.32	9.6	16.7	9.50	-1.12
0111	00 43 51.87	00 48 07.00	UGC 0466	5437±5	0.95	-19.79	9.87	-10.34	2.65	5454±6	232	268	3.38±0.40	7.4	13.7	9.69	-1.12
0112 ^{NP}	00 43 55.30	-09 13 47.50	ASK 127769	6002±1	0.48	-17.76	—	—	1.66	5993±4	60	78	0.40±0.13	5.1	5.1	8.84	8.84
0113	00 44 23.30	14 17 15.70	PGC 1454298	4192±2	0.51	-16.42	8.15	-9.53	2.46	4173±9	79	106	0.56±0.23	4.1	4.2	8.67	0.67
0114	00 45 34.70	-10 59 14.00	ASK 127560	4103±2	0.51	-17.21	8.29	-9.55	1.48	4096±3	131	149	1.03±0.17	6.6	10.0	8.92	0.62
0115	00 45 51.92	-09 19 41.50	2MASX J00455191-0919409	6108±5	1.11	-21.06	10.16	-10.54	1.75	6103±11	160	227	2.06±0.24	8.6	15.2	9.57	-0.62
0117	00 46 08.80	-10 24 31.00	SHOC 30	3910±1	0.30	-16.09	7.60	-8.95	1.80	3893±9	378	399	1.18±0.33	3.2	5.6	8.94	1.34
0118 ^N	00 46 47.06	-00 42 02.90	ASK 30486	4749±2	0.72	-18.26	8.89	-9.88	1.57	4764±18	188	238	0.78±0.22	4.0	6.0	8.93	0.45
0119 ^{C1}	00 47 46.43	-09 50 06.10	2MASX J00474641-0950063	5729±2	1.74	-22.18	10.89	-11.57	2.45	5655±60	190	361	1.55±0.43	4.1	7.5	9.37	-1.12
0120	00 47 47.50	-09 53 58.30	UGCA 14	1344±2	0.43	-17.44	8.25	-9.54	5.07	1345±2	133	167	13.18±0.61	19.6	37.4	9.06	0.67
0121 ^N	00 49 17.00	-08 46 22.60	PGC 1002925	4389±2	0.14	-17.09	6.86	—	1.26	4398±4	108	127	0.79±0.13	6.7	9.9	8.87	2.67
0122	00 49 52.98	00 57 38.90	CGCG 384-011	4600±4	1.52	-18.21	9.71	—	2.80	4631±14	266	334	3.59±0.47	6.9	12.9	9.57	-0.14
0123 ^N	00 50 27.50	-08 43 06.60	2MASX J00502753-0843067	4525±2	0.68	-18.93	8.99	-9.69	1.40	4526±13	136	169	0.35±0.17	3.5	3.5	8.54	-0.45
0125	00 51 18.50	-09 01 12.40	2MASX J00511854-0901125	5696±4	1.55	-20.66	10.21	-10.50	1.72	5673±51	287	435	1.23±0.33	4.1	6.9	9.28	-0.93
0127	00 51 59.60	-00 29 12.10	2MASX J00515961-0029114	1627±1	0.73	-17.96	8.53	-9.87	2.74	1621±1	177	194	11.83±0.35	29.5	53.7	9.18	0.65
0128	00 52 52.80	01 12 50.40	CGCG 384-019	1774±3	0.70	-16.60	8.30	-10.18	1.49	1774±3	104	121	0.81±0.15	6.8	8.8	8.09	-0.21
0130	00 53 29.92	-08 46 04.00	NGC 0291	5689±3	1.45	-21.72	10.57	-10.39	1.23	5675±9	314	363	2.31±0.21	7.4	17.3	9.55	-1.02
0132 ^{C3}	00 56 42.70	-09 54 49.90	NGC 0309	5648±3	1.48	-22.71	10.98	-12.57	2.75	5656±1	206	233	15.91±0.38	29.4	65.8	10.39	-0.59
0133 ^{C1}	00 56 44.90	-09 48 17.70	ASK 128369	5691±9	-0.02	-16.85	7.81	-10.30	2.63	5657±1	199	229	11.68±0.36	25.6	51.5	10.26	2.45
0134	00 57 41.90	15 04 04.90	CGCG 435-026	5464±3	0.99	-19.26	9.61	-10.06	1.45	5462±6	186	208	0.92±0.19	4.8	7.6	9.12	-0.49
0135	00 57 56.60	00 52 08.90	ASK 31033	2281±4	0.41	-15.53	7.57	-9.10	2.40	2269±5	86	105	0.57±0.23	4.9	4.2	8.15	0.58
0136	00 58 55.50	13 43 15.00	PGC 3126941	4942±2	0.60	-16.41	8.18	-9.64	1.45	4933±5	77	92	0.30±0.13	4.3	3.9	8.55	0.37
0137 ^{C3}	00 59 40.10	15 19 51.50	UGC 0615	5483±2	1.35	-20.41	10.56	-11.80	1.60	5496±7	346	375	2.73±0.28	5.7	7.3	9.29	-1.28
0138	00 59 42.10	00 54 59.70	UGC 0618	5287±5	0.74	-19.51	9.49	-10.55	2.23	5288±3	157	182	2.73±0.28	9.6	16.0	9.57	0.07
0139 ^{C3}	01 00 04.10	-11 04 57.30	2MASX J01000412-1104577	5408±3	1.51	-21.79	10.58	-11.92	2.40	5414±10	145	227	3.83±0.33	10.9	21.6	9.73	-0.85
0140	01 00 45.80	-09 11 08.50	NGC 0341	4538±4	1.38	-21.73	10.49	-10.89	2.78	4548±17	148	307	6.00±0.45	13.1	29.1	9.78	-0.72
0141	01 01 16.60	-10 37 40.80	2MASX J01011685-1037394	4023±3	0.70	-19.47	9.22	-9.66	1.79	4006±4	196	209	1.02±0.24	4.1	6.7	8.90	-0.32
0142	01 01 19.50	-09 50 42.90	2MASX J01011945-0950434	4591±2	1.37	-21.10	10.30	-10.45	1.39	4590±17	203	269	1.22±0.21	5.3	10.1	9.09	-1.21
0143 ^N	01 01 43.60	-09 19 00.70	PGC 992557	4519±2	0.38	-17.19	8.29	-9.37	2.09	4520±8	108	129	0.71±0.22	3.9	5.4	8.85	0.55
0144	01 02 00.40	15 34 57.70	PGC 3128241	4354±3	0.69	-16.97	8.60	-9.80	1.89	4356±30	142	212	0.74±0.25	3.3	5.4	8.83	0.23

Table A.1. – continued.

Source	RA (J2000.0)	Dec	Name	V_{opt} km/s	$g-z$ mag	M_g mag	M_* [log] M_{\odot}	$sSFR$ [log] yr^{-1}	rms mJy	V_{HI} km/s	W_{50} km/s	W_{20} km/s	F_{HI} Jy km/s	SNR	S/N	M_{HI} [log] M_{\odot}	$\frac{M_{\text{HI}}}{M_*}$ [log]
0145	01 02 39.20	-09 08 37.10	PGC 4010442	4543±4	0.40	-16.68	8.03	-9.41	1.82	4525±7	82	102	0.57±0.17	3.8	5.6	8.75	0.72
0157 ^N	01 06 50.99	-00 34 13.70	PGC 1140108	5211±2	0.78	-18.63	8.95	-9.76	2.37	5224±6	31	47	0.20±0.15	4.0	2.4	8.41	-0.53
0159 ^{C1}	01 07 14.20	13 57 18.40	IC 1620	11436±3	1.42	-21.39	11.40	-10.94	2.10	11520±30	491	623	3.73±0.47	6.1	12.9	10.38	-1.02
0160 ^{C3}	01 07 22.60	00 55 33.40	NGC 0391	5345±2	1.45	-20.61	10.72	-12.15	1.74	5371±23	71	145	0.62±0.19	4.6	6.9	8.94	-1.79
0161 ^{WC2}	01 09 07.90	01 07 15.70	SHOC 053	1167±2	0.05	-14.54	7.03	-8.78	2.34	1167±3	42	56	0.61±0.16	6.8	6.6	7.60	0.57
0162 ^{C1}	01 09 21.99	14 20 32.20	UGC 0717	11505±3	1.57	-21.92	11.37	-12.40	2.31	11548±23	500	564	1.46±0.49	3.7	4.5	9.97	-1.40
0163 ^{C1}	01 09 28.80	14 21 47.20	UGC 0719	11250±3	1.47	-21.25	11.03	-11.61	2.20	11350±24	201	267	0.98±0.32	3.7	5.0	9.78	-1.25
0165	01 10 20.80	-09 34 10.30	2MASX J01102076-0934104	7111±4	1.01	-21.40	10.16	-10.10	2.75	7112±17	243	318	3.21±0.45	6.3	12.2	9.89	-0.26
0166	01 11 35.50	00 27 39.70	2MASX J01113551+0027460	4549±4	1.03	-18.36	9.43	-10.12	1.72	4538±5	189	205	0.92±0.23	4.0	6.4	8.96	-0.47
0167	01 12 07.75	-01 00 02.40	2MASX J01120777-0100022	3726±2	0.66	-17.80	8.54	-9.66	1.46	3725±5	152	171	0.82±0.18	4.9	7.5	8.74	0.20
0168	01 12 08.63	-00 24 36.70	IC 1643	5455±3	1.44	-21.45	10.48	-12.17	2.22	5456±12	249	291	2.04±0.35	4.9	9.5	9.47	-1.02
0173 ^N	01 14 20.40	00 55 01.90	MCG +00-04-049	1107±4	0.40	-14.25	7.75	—	2.58	1108±5	85	118	1.77±0.26	9.3	12.3	8.02	0.12
0174 ^{C3}	01 14 36.80	01 10 46.90	UGC 0790	4630±5	1.05	-19.48	9.84	-11.14	1.41	4632±3	90	109	0.79±0.13	7.0	9.7	8.91	-0.92
0177 ^R	01 15 30.40	-00 51 39.50	NGC 450	1756±3	0.70	-19.51	9.25	-10.21	2.89	1757±1	167	197	19.48±0.38	44.7	86.1	9.46	0.01
0179	01 17 30.50	-09 17 48.30	PGC 4647	1942±2	0.42	-16.62	7.90	-9.31	2.48	1949±2	122	145	3.65±0.28	13.1	22.1	8.83	0.02
0180 ^N	01 17 48.39	-08 36 27.10	MCG -02-04-020	4081±13	0.67	-18.30	9.08	-11.00	4.05	4065±4	125	151	3.27±0.46	8.4	11.9	9.41	0.33
0182	01 18 45.90	14 59 35.60	UGC 0838	6872±4	1.03	-20.81	10.38	-10.27	2.64	6879±14	171	243	2.83±0.37	7.1	13.3	9.81	-0.57
0183	01 19 04.40	-00 08 18.80	UGC 0847	5240±5	1.14	-19.57	9.66	-10.48	1.52	5242±7	268	287	0.85±0.24	3.8	5.8	9.05	-0.61
0184	01 19 14.30	-09 35 46.40	SHOC 061	1912±1	2.29	-12.25	6.06	-8.30	1.84	1933±14	66	117	0.61±0.18	5.0	6.8	8.04	-1.04
0186	01 19 32.90	14 52 19.00	NGC 0469	4103±2	0.61	-19.07	9.17	-9.43	1.71	4093±3	84	100	0.85±0.16	6.4	8.9	8.83	-0.14
0187	01 19 58.70	00 43 20.30	LSBC F827-05	4399±11	0.54	-16.95	8.85	—	1.65	4397±7	144	164	0.71±0.19	3.8	5.9	8.82	-0.16
0188	01 20 06.80	-00 12 19.60	UGC 0866	1741±9	0.36	-17.13	8.36	-10.02	2.53	1737±3	127	144	1.85±0.28	7.0	10.8	8.43	0.04
0190	01 21 09.30	15 41 40.90	CGCG 436-032	5130±4	0.79	-19.10	9.45	-10.09	2.17	5131±5	173	194	1.58±0.28	5.3	9.1	9.30	-0.14
0191	01 21 21.30	00 05 25.40	IC 1681	3795±6	0.72	-18.82	9.21	-10.20	2.46	3796±6	195	234	3.84±0.35	8.6	18.3	9.43	0.23
0192	01 21 30.66	14 30 18.00	CGCG 436-034	4207±4	1.21	-19.06	9.92	-10.33	1.29	4203±19	241	298	0.91±0.20	4.2	7.4	8.89	-1.10
0193 ^N	01 22 10.20	00 56 57.70	NGC 0493	2363±4	0.70	-19.85	—	—	2.32	2334±1	265	299	23.91±0.37	46.6	104.6	9.80	0.00
0194 ^{C3}	01 22 23.80	-00 52 30.70	NGC 0497	8131±3	1.64	-23.27	11.39	-13.12	4.00	8127±7	531	561	7.60±0.86	5.8	13.4	10.38	-1.06
0196	01 23 03.30	15 12 41.80	ASK 42584	4133±4	0.43	-16.42	8.13	-9.39	2.53	4122±6	112	139	1.51±0.27	6.7	9.3	9.09	0.06
0197 ^N	01 23 14.50	-00 42 04.80	UGC 0931	1985±3	0.55	-17.26	—	—	1.57	1997±2	112	135	1.88±0.17	12.7	18.7	8.56	8.56
0198	01 24 44.40	-08 50 36.70	2MASX J01244434-0850365	3974±4	0.84	-19.25	9.26	-11.42	3.20	3981±10	114	154	1.43±0.36	5.3	6.8	9.04	-0.02
0201	01 25 04.60	14 23 58.80	ASK 42415	5047±3	0.71	-17.53	8.73	-10.55	2.89	5040±4	189	204	2.17±0.38	5.4	9.0	9.42	-0.10
0202 ^{C1}	01 25 22.10	14 50 19.30	IC 1698	6554±2	1.66	-20.49	10.84	-11.20	1.57	6562±5	454	503	4.93±0.32	13.0	24.0	10.01	-0.01
0204	01 25 39.40	00 07 49.30	UGC 0998	5119±3	0.52	-17.87	8.74	-9.66	2.67	5107±11	145	198	2.67±0.34	6.9	13.6	9.52	0.18
0205	01 26 04.90	00 18 56.00	UGC 1011	1904±2	0.61	-15.87	8.41	—	2.53	1917±7	118	164	2.80±0.30	8.7	16.8	8.69	0.28
0208	01 26 46.60	-00 38 46.00	UM 323	1930±1	0.12	-16.61	7.61	-8.66	2.29	1913±5	70	117	2.11±0.23	12.0	18.1	8.57	0.04
0213	01 27 09.40	-09 18 08.10	2MASX J01270941-0918080	5336±2	1.14	-20.30	9.86	-9.94	2.24	5364±23	172	235	1.33±0.31	3.9	7.4	9.27	-0.59
0216	01 28 38.60	-00 40 30.40	ASK 32610	4508±7	0.57	-17.00	9.12	—	1.55	4506±2	104	134	2.53±0.16	17.2	26.3	9.39	0.27
0217	01 28 58.63	-00 56 56.30	NGC 0570	1901±18	0.48	-14.83	7.22	-9.42	1.41	1909±4	61	86	0.66±0.12	7.6	9.8	8.06	0.84
0220 ^N	01 30 15.40	14 40 39.10	LSBC F612-01	2454±2	1.51	-22.47	10.90	-12.32	1.25	5555±12	326	354	0.50±0.21	3.3	3.6	8.87	-2.03
0224 ^{NF}	01 31 26.90	14 17 05.00	UGC 1087	4567±17	1.06	-20.10	—	—	4.57	2453±5	120	146	3.24±0.51	7.0	10.7	8.97	1.07
0225 ^N	01 31 36.05	13 19 52.70	PGC 93844	2744±6	0.75	-16.89	—	—	3.71	4486±3	137	161	4.67±0.43	9.7	17.6	9.66	9.66
0226	01 31 42.11	-00 55 59.00	NGC 0585	5413±3	1.75	-22.45	11.02	-12.02	2.37	2747±10	109	134	0.83±0.25	3.5	5.5	8.48	8.48
0227	01 32 22.30	-08 38 02.40	ASK 130362	3956±2	0.36	-16.50	7.95	-9.86	1.61	3962±15	68	130	0.67±0.17	5.9	8.2	8.70	0.75
0228	01 33 01.98	-00 41 23.30	IC 0138	4635±2	1.15	-20.96	10.09	-10.26	1.35	4623±6	294	312	0.85±0.22	4.1	6.0	8.94	-1.15
0229	01 33 17.70	13 19 55.20	UGC 1110	2769±4	0.85	-18.25	9.29	-10.37	2.67	2761±3	208	228	3.86±0.37	8.4	16.5	9.15	-0.14
0230 ^N	01 33 35.20	-01 05 31.00	UGC 1116	4741±3	1.24	-20.24	9.80	—	1.63	4635±22	120	180	0.80±0.20	3.8	7.4	8.92	-0.89
0232 ^{C3}	01 34 02.50	-01 04 32.70	UGC 1120	4638±4	1.54	-21.33	10.44	-10.71	2.33	4660±5	378	413	5.70±0.43	10.2	20.7	9.78	-0.66
0235	01 34 49.90	-09 28 17.40	PGC 990633	5471±1	0.45	-18.88	8.85	-9.20	3.03	5513±10	51	91	0.93±0.26	5.2	7.0	9.14	0.28
0236 ^{C3}	01 35 51.10	-10 00 10.60	NGC 0624	5870±3	1.46	-22.22	10.75	-11.47	2.19	5879±3	388	417	8.82±0.41	11.7	33.4	10.17	-0.58
0237	01 36 00.15	00 39 48.70	NGC 0622	5158±1	1.38	-20.43	10.54	-10.28	2.82	5154±9	344	380	3.07±0.50	5.4	9.6	9.60	-0.94

Table A.1. – continued.

Source	RA (J2000.0)	Dec	Name	V_{opt} km/s	$g-z$ mag	M_g mag	M_* [log] M_{\odot}	$sSFR$ [log] yr^{-1}	rms mJy	V_{HI} km/s	W_{50} km/s	W_{20} km/s	F_{HI} Jy km/s	SNR	S/N	M_{HI} [log] M_{\odot}	$\frac{M_{\text{HI}}}{M_*}$ [log]
0238	01 36 40.92	15 05 12.00	ASK 43236	2625±1	0.57	-15.25	7.72	-9.55	1.38	2619±13	79	114	0.32±0.14	4.0	4.2	8.01	0.30
0239	01 37 08.10	-00 33 53.50	ASK 33073	2912±5	0.63	-16.77	8.07	-9.57	2.02	2915±10	118	155	1.09±0.23	5.2	8.2	8.65	0.58
0241	01 37 30.80	-08 53 07.70	MCG -02-05-026	1803±10	0.79	-17.35	8.49	-10.12	2.98	1802±4	121	134	1.22±0.32	4.4	6.2	8.28	-0.21
0242	01 37 37.10	00 02 24.90	UGC 1159	4916±2	0.75	-18.91	9.31	-9.84	1.96	4922±22	220	289	1.40±0.31	4.3	7.9	9.21	-0.10
0246	01 41 19.30	-09 13 31.90	MCG -02-05-036	5458±1	-0.40	-17.91	8.85	-9.48	2.32	5450±12	129	202	2.65±0.30	8.4	16.4	9.58	0.73
0247	01 41 39.70	-09 13 03.90	PGC 993763	1821±2	0.50	-15.76	8.31	—	2.34	1821±3	56	72	0.74±0.18	7.3	7.0	8.07	-0.24
0249	01 42 59.30	00 21 36.20	ASK 33838	3235±2	0.18	-15.66	7.68	-9.13	1.29	3251±15	116	175	0.81±0.16	5.4	9.5	8.61	0.93
0250	01 44 35.80	-08 15 05.90	2MASX J0144358-081506	3941±3	0.84	-19.07	9.18	-9.86	1.17	3935±8	88	108	0.27±0.11	3.2	4.0	8.31	-0.88
0252	01 46 25.05	-08 38 11.80	IC 0159	3917±2	0.83	-20.53	9.71	-9.83	3.12	3917±8	237	278	4.24±0.48	7.1	14.5	9.50	-0.21
0254	01 46 59.17	13 07 30.40	NGC 0671	5505±3	1.40	-20.43	10.61	-11.27	1.19	5508±10	400	470	2.85±0.24	9.7	19.6	9.62	-0.99
0255 ^N	01 47 49.90	-00 18 14.20	PGC 1146688	5510±8	0.38	-17.66	—	—	3.28	5509±10	85	112	0.69±0.32	3.6	3.7	9.00	9.00
0256	01 47 50.50	-10 00 22.50	2MASX J01475058-1000228	5199±3	0.83	-19.21	9.19	-9.73	1.28	5194±7	171	204	0.99±0.17	6.0	9.7	9.11	-0.08
0257 ^{C1}	01 47 55.16	12 41 31.20	ASK 44158	5249±3	0.72	-18.41	9.17	-9.88	1.30	5218±17	128	212	0.98±0.17	6.8	10.8	9.10	-0.06
0258	01 48 36.40	-10 19 34.30	2MASX J01483634-1019329	1588±6	0.95	-17.79	8.67	-10.35	2.42	1591±20	101	161	0.95±0.28	4.3	6.5	8.06	-0.62
0262	01 49 10.40	-10 03 40.40	UGCA 21	1992±2	0.58	-18.80	9.19	-9.98	3.17	1987±1	179	203	16.50±0.42	33.2	64.3	9.50	0.31
0263	01 49 10.80	-10 25 35.30	NGC 0681	1745±3	1.83	-21.08	10.39	-11.76	2.94	1754±2	379	403	12.19±0.55	14.7	35.3	9.26	-1.17
0267	01 49 24.80	13 22 08.20	UGC 1279	4615±4	1.27	-19.24	10.04	-10.40	1.29	4617±12	244	274	0.65±0.19	3.6	5.3	8.83	-1.12
0270	01 49 54.30	-09 13 41.70	ASK 131636	1918±11	0.51	-16.48	6.70	-10.82	1.61	1918±5	77	103	0.81±0.15	6.8	9.5	8.16	1.46
0273	01 50 54.40	-10 22 10.40	ASK 130977	1811±4	0.58	-15.14	7.44	-10.10	2.13	1797±18	91	152	0.83±0.24	4.9	6.8	8.11	0.62
0274	01 51 02.00	13 17 47.50	UGC 1312	5183±3	1.21	-19.64	10.08	-10.43	2.58	5196±4	280	306	3.47±0.41	8.2	13.1	9.65	-0.43
0275	01 51 04.00	-09 42 08.30	NGC 0701	1863±4	1.19	-20.91	9.92	-11.41	2.91	1831±1	259	282	18.12±0.45	31.7	64.1	9.47	-0.43
0276 ^{C1}	01 51 27.10	-08 30 19.30	NGC 0707	5377±15	1.54	-21.76	10.54	-12.15	1.73	5377±15	51	90	0.35±0.15	3.8	4.6	8.68	-1.13
0277	01 51 29.90	13 07 54.10	UGC 1322	4835±4	1.06	-19.82	9.94	-10.86	2.67	4827±9	100	144	1.71±0.29	6.5	10.5	9.28	-0.95
0278 ^N	01 51 39.18	14 55 43.00	ASK 44731	4853±2	0.37	-17.89	—	—	3.28	4846±20	109	171	1.43±0.39	4.5	6.8	9.21	9.21
0281 ^F	01 52 58.99	12 42 28.40	NGC 0716	4392±2	1.57	-20.33	8.93	—	3.39	4525±20	391	477	6.16±0.68	6.2	15.1	9.79	0.30
0283	01 53 29.30	12 49 43.10	PGC 138476	4658±2	0.51	-17.76	8.74	-9.56	1.60	4626±17	132	210	1.05±0.21	6.6	9.4	9.03	0.30
0284 ^{C1}	01 54 00.50	-00 45 09.50	UGC 1365	4842±2	0.65	-20.18	9.55	-9.57	2.86	4796±12	197	312	7.34±0.46	12.9	29.9	9.91	0.36
0285 ^N	01 54 03.70	14 54 34.30	UGC 1364	5097±4	0.82	-18.12	9.21	-9.96	2.33	5087±3	173	194	3.02±0.30	9.1	16.1	9.58	0.37
0290	01 55 59.80	-00 11 08.00	PGC 3111971	3632±2	0.52	-17.23	8.19	-9.55	1.90	3632±39	61	147	0.43±0.21	3.2	4.8	8.45	0.36
0291	01 56 10.60	00 15 16.10	2MASX J01561055+0015156	4435±2	0.58	-17.45	8.60	-9.62	1.73	4438±3	130	146	1.02±0.19	5.9	8.5	8.99	0.32
0292 ^{N/F}	01 56 23.10	-09 03 36.00	NGC 0755	1652±4	0.82	-19.81	6.10	—	2.87	1637±1	226	251	21.35±0.42	37.8	81.9	9.44	3.24
0293	01 57 05.90	-00 28 26.30	IC 1756	6730±4	2.69	-21.31	10.56	-11.58	2.53	6700±5	388	416	4.13±0.47	6.8	13.5	9.95	-0.31
0294 ^{C1}	01 57 09.80	14 32 59.50	IC 1755	7912±3	1.61	-21.00	11.01	-12.26	1.94	7916±10	545	570	1.45±0.42	3.4	5.2	9.64	-1.36
0295 ^{C1}	01 59 34.70	14 00 29.50	NGC 0774	4594±3	1.62	-20.67	10.90	-11.68	2.45	4601±8	213	240	1.92±0.35	4.6	8.8	9.29	-1.61
0296	01 59 44.50	-07 50 20.90	2MASX J01594449-0750209	5289±2	1.35	-21.85	10.78	-10.64	2.57	5288±12	323	380	4.22±0.46	6.3	14.9	9.75	-1.03
0298	02 00 43.90	14 12 37.90	PGC 1452135	4788±3	0.77	-17.72	8.94	-10.05	1.74	4777±9	150	170	0.54±0.21	3.0	4.1	8.77	-0.17
0299 ^{C1}	02 02 11.80	-00 07 49.50	NGC 0800	5958±4	1.16	-21.50	10.27	-10.37	2.19	5857±19	127	181	1.02±0.27	4.0	6.8	9.23	-1.05
0300 ^N	02 02 46.90	-08 27 27.30	ASK 132208	2248±4	0.59	-15.80	6.43	-10.29	2.11	2242±7	102	125	0.81±0.22	4.3	6.2	8.29	1.86
0301 ^{C1}	02 08 58.70	-07 46 00.50	NGC 0830	3856±2	1.38	-21.69	10.61	-12.10	2.71	4017±22	144	327	4.53±0.45	12.1	22.8	9.55	-1.06
0302 ^{C1}	02 09 19.30	-09 52 02.10	PGC 4019944	3847±12	3.20	-17.21	6.25	-9.96	2.29	3863±6	245	265	1.46±0.34	4.9	6.7	9.02	2.78
0304	02 16 19.40	-09 28 12.30	ASK 132833	2012±12	0.44	-14.74	7.18	-9.23	2.40	2014±23	79	152	0.79±0.27	4.5	6.1	8.19	1.01
0305 ^{C1}	02 17 04.80	01 14 39.10	NGC 0867	6418±2	1.44	-21.45	11.05	-12.42	2.64	6435±31	170	260	1.54±0.39	4.2	7.3	9.49	-1.56
0306	02 18 08.10	00 45 30.10	KUG 0215+005	2755±2	0.55	-16.09	8.01	-9.67	2.00	2760±8	125	154	0.93±0.23	4.8	6.9	8.53	0.52
0310 ^{N/F}	02 30 33.00	-01 06 40.20	NGC 0955	1546±2	1.48	-20.73	—	—	2.55	1480±1	330	345	5.29±0.44	12.7	18.9	8.75	8.75
0312	02 31 32.20	-00 43 39.50	SHOC 123	2667±1	0.29	-16.21	7.65	-9.07	1.91	2669±34	72	175	0.71±0.23	4.4	7.3	8.38	0.74
0314	02 31 37.70	-00 08 24.90	IC 0234	6120±2	1.02	-20.73	9.93	-9.86	2.89	6121±6	201	217	1.01±0.39	3.6	4.0	9.26	-0.67
0317 ^{N/UF}	02 35 33.90	-09 21 47.40	2MASX J02352867-0921306	1377±2	0.78	-20.33	—	—	3.50	1438±6	143	269	15.97±0.53	27.9	63.3	9.20	9.20
0318	02 35 32.70	-07 09 15.90	NGC 0991	1528±6	0.86	-19.52	9.32	-12.06	2.79	1528±1	78	100	12.63±0.26	56.1	84.5	9.15	-0.16
0319	02 39 29.10	-08 08 01.10	NGC 1035	1288±4	1.49	-19.83	—	—	3.23	1216±3	204	235	8.59±0.46	14.0	30.9	8.79	8.79
0320 ^R	02 40 23.90	-08 26 00.70	NGC 1042	1370±4	1.24	-19.10	9.42	-12.29	3.17	1368±1	101	122	20.68±0.32	66.0	107.1	9.27	-0.15
0321 ^{C1}	02 40 32.80	-08 08 51.60	NGC 1047	1421±4	0.96	-18.49	8.98	-11.49	2.40	1350±2	48	87	3.12±0.21	21.6	31.1	8.43	-0.55

Table A.1. – continued.

Source	RA (J2000.0)	Dec	Name	V_{opt} km/s	$g-z$ mag	M_g mag	M_* [log] M_{\odot}	$sSFR$ [log] yr^{-1}	rms mJy	V_{HI} km/s	W_{50} km/s	W_{20} km/s	F_{HI} Jy km/s	SNR	S/N	M_{HI} [log] M_{\odot}	$\frac{M_{\text{HI}}}{M_*}$ [log]
0322 ^{C1}	02 40 37.90	-08 32 00.00	NGC 1048	11606±3	1.71	-23.27	11.37	-12.83	1.79	11462±6	204	220	0.60±0.24	3.4	3.8	9.58	-1.79
0323	02 41 29.40	-07 20 45.80	PGC 1020521	1292±4	0.88	-15.35	7.66	-9.98	1.12	1289±6	84	95	0.18±0.10	2.4	2.9	7.15	-0.51
0324 ^{VR}	02 41 44.70	00 26 34.70	NGC 1055	957±4	2.10	-18.11	—	—	3.87	991±1	366	404	48.92±0.72	42.4	109.7	9.37	9.37
0325	02 44 21.10	00 40 31.40	UGC 2216	2773±2	0.44	-16.93	8.64	-9.63	3.11	2773±6	114	145	2.10±0.35	7.7	10.4	8.89	0.25
0326	02 46 25.20	00 29 55.10	NGC 1087	1523±2	0.93	-20.92	10.02	-10.05	2.89	1518±1	225	253	21.86±0.43	35.3	83.5	9.38	-0.63
0327	02 48 52.60	-00 21 03.90	UGCA 42	2659±12	0.24	-16.58	6.15	-9.06	2.85	2678±5	99	133	2.34±0.30	8.9	13.6	8.91	2.76
0328 ^{C3}	02 49 10.80	-07 49 24.50	SHOC 138a	1296±1	0.43	-17.60	6.13	-8.75	2.82	1330±1	173	194	21.74±0.36	47.6	97.1	9.27	3.14
0331	02 52 16.80	00 17 41.30	ASK 37020	1576±1	0.10	-14.60	7.24	-9.16	1.58	1571±5	42	65	0.49±0.12	6.6	7.8	7.76	0.53
0332	02 53 46.70	-07 23 44.00	SHOC142	1347±1	0.38	-14.82	—	—	1.58	1352±3	41	63	0.46±0.12	8.3	7.6	7.61	7.61
0334	02 56 28.40	00 36 28.10	ASK 37325	2754±1	0.23	-15.22	6.12	-9.45	1.22	2760±7	39	67	0.21±0.09	5.5	4.6	7.89	1.77
0335	02 57 04.40	-07 41 08.30	NGC 1148	5187±5	1.22	-21.38	10.25	-10.66	3.24	5184±9	310	351	4.58±0.56	6.3	13.1	9.77	-0.47
0336	02 57 33.60	-07 45 31.70	NGC 1152	5258±2	1.33	-22.06	10.64	-12.09	1.43	5253±73	378	573	1.03±0.31	3.9	6.0	9.13	-1.81
0337 ^{A1}	02 59 14.50	00 33 59.70	ASK 37367	2754±3	0.18	-15.42	8.12	—	2.21	2752±11	56	89	0.48±0.19	4.4	4.8	8.24	0.52
0338 ^V	03 00 40.20	00 01 13.30	UGC 2479	2842±5	0.55	-17.88	8.72	-10.42	2.96	2841±2	202	219	4.58±0.40	11.4	17.9	9.25	0.50
0339	03 01 03.30	-00 44 36.50	UGC 2482	2644±2	0.35	-17.89	8.33	-9.42	2.79	2647±2	109	138	5.47±0.30	18.0	31.0	9.27	0.50
0343 ^{C1}	03 03 41.20	-01 04 24.80	2MASX J03034116-0104249	4187±2	1.07	-20.06	—	—	1.49	4112±21	405	528	2.68±0.31	8.3	14.7	9.34	9.34
0344	03 04 34.80	-00 28 30.90	SHOC149	1682±1	0.42	-15.76	7.54	-9.26	1.78	1697±7	55	76	0.29±0.14	4.2	3.7	7.61	0.67
0348	03 06 52.40	-00 47 40.10	NGC 1211	3209±2	1.45	-21.97	—	—	2.68	3212±1	192	214	8.09±0.36	18.6	35.9	9.61	9.61
0351	03 08 48.30	-07 02 26.20	2MASX J03084835-0702261	8666±3	1.51	-22.79	10.99	-10.72	2.27	8708±4	437	458	3.78±0.44	6.1	12.9	10.14	-0.55
0352 ^N	03 09 33.90	-07 41 32.70	ASK 55399	9093±2	0.54	-18.61	—	—	2.29	9110±8	154	180	0.82±0.28	4.5	4.6	9.51	9.51
0353 ^{C1}	03 09 35.22	-07 57 26.00	ASK 55402	3811±2	0.79	-17.56	8.52	-9.82	2.16	3747±6	235	285	4.70±0.33	11.0	23.3	9.50	0.58
0354 ^{C3}	03 09 39.10	-07 50 46.20	NGC 1234	3742±5	0.86	-19.89	9.58	-10.31	2.94	3730±2	223	246	5.76±0.42	12.1	21.6	9.59	9.59
0355	03 11 03.97	-07 22 02.20	2MASX J03110395-0722026	5268±4	0.86	-19.43	9.33	-10.08	1.91	5269±6	214	246	2.35±0.27	7.6	13.8	9.50	0.47
0358	03 12 06.70	-08 13 57.30	2MASX J03120670-0813574	4090±2	0.97	-18.59	9.05	-9.96	1.91	4086±22	124	171	0.67±0.23	3.1	5.2	8.73	-0.23
0360 ^{C3}	03 13 24.20	-08 12 44.60	2MASX J03132426-0812448	5110±2	1.45	-21.28	10.41	-11.55	2.49	5133±12	404	445	3.27±0.48	4.9	10.7	9.62	-0.20
0361 ^{C3}	03 13 45.20	-00 14 29.10	IC 0307	7788±4	1.57	-22.93	11.10	-11.24	3.12	7865±6	501	518	1.50±0.64	3.7	3.5	9.65	-1.48
0362	03 13 47.80	-00 41 39.70	CGCG 390-029	6355±2	1.29	-20.74	10.61	-10.62	2.97	6368±5	294	309	1.63±0.48	4.2	5.2	9.50	-1.18
0363 ^{C1}	03 14 06.70	-07 16 34.30	ASK 55533	5318±4	0.51	-18.43	8.78	-9.62	2.60	5211±19	221	327	4.25±0.43	8.0	18.0	9.74	0.96
0364 ^{C1}	03 14 40.90	-06 46 34.40	2MASX J03144089-0646348	5535±3	1.37	-20.29	10.01	-11.51	1.19	5410±50	383	525	1.10±0.25	4.1	7.7	9.18	-0.65
0365	03 15 38.60	-07 04 43.80	KUG 0313-072	3947±2	0.86	-19.21	9.24	-9.94	1.52	3940±18	183	225	0.66±0.21	3.3	5.3	8.70	-0.51
0366 ^{C3}	03 16 06.30	-00 26 18.00	KUG 0313-006	6815±1	0.43	-18.14	8.61	-9.31	2.63	6808±16	126	174	1.18±0.32	4.2	6.5	9.42	-0.81
0368 ^V	03 17 02.80	-06 12 20.40	ASK 55587	2096±3	0.62	-17.10	8.68	—	2.56	2095±9	103	148	1.67±0.29	6.7	10.6	8.54	-0.41
0370	03 17 29.70	-08 08 42.80	2MASX J03172972-0808431	2040±6	0.86	-17.93	8.65	-10.08	2.07	2038±1	133	154	6.31±0.24	23.6	43.5	9.10	0.45
0372 ^{C3}	03 17 53.40	-07 17 52.10	NGC 1285	5250±3	1.20	-22.55	10.71	-10.09	2.53	5235±3	281	319	8.44±0.41	16.5	32.6	10.05	-0.66
0373 ^{C3}	03 17 57.10	-00 10 08.60	NGC 1280	6832±2	1.49	-22.56	10.86	-11.66	1.68	6833±5	323	351	2.67±0.29	7.7	14.4	9.78	-1.05
0374 ^{C1}	03 18 00.20	-07 17 48.00	2MASX J03180013-0717477	5125±3	1.19	-19.38	9.48	-9.95	1.90	5239±4	258	312	5.51±0.31	16.0	29.6	9.86	0.38
0375 ^{C3}	03 18 02.80	-00 32 20.30	CGCG 390-052	6307±3	1.64	-20.72	10.32	-10.44	1.42	6277±27	301	394	1.52±0.26	5.0	10.1	9.46	-0.86
0376 ^{VF}	03 18 29.10	-07 53 30.70	ASK 55287	2079±2	0.74	-17.59	8.77	-10.08	2.31	2063±3	95	105	0.71±0.22	4.5	5.2	8.16	-0.60
0377	03 19 26.10	-06 07 16.00	Mrk 1075	2269±3	0.97	-19.46	9.26	-9.96	2.11	2253±3	198	221	4.18±0.29	10.3	23.2	9.01	-0.25
0378 ^{C1}	03 19 43.00	00 33 55.60	Mrk 1076	7300±2	0.92	-20.24	—	—	2.21	7341±42	226	379	2.11±0.39	5.1	10.3	9.74	9.74
0379 ^{C1}	03 19 47.00	00 35 04.40	CGCG 390-059	7248±2	1.38	-20.91	10.82	-11.84	1.80	7330±39	242	408	2.02±0.33	6.0	11.7	9.72	-1.10
0380 ^{VF}	03 20 09.00	-06 15 49.10	NGC 1299	2252±2	0.94	-20.36	—	—	2.69	2330±2	234	271	10.57±0.41	18.7	42.4	9.44	9.44
0381	03 20 32.80	-06 07 07.60	ASK 55782	2337±2	0.55	-16.48	8.00	-9.63	2.37	2344±20	82	155	0.88±0.27	5.3	6.8	8.37	0.37
0383	03 21 06.10	-07 16 56.20	ASK 55716	5396±6	0.81	-18.32	8.81	-9.85	1.36	5395±11	48	82	0.31±0.11	4.4	5.4	8.64	-0.18
0386	03 22 17.50	-07 05 26.40	KUG 0319-072	2710±4	1.16	-20.73	9.98	-10.66	3.03	2710±4	159	180	2.96±0.37	6.9	12.8	9.02	-0.96
0387 ^{C3}	03 22 47.20	00 08 57.50	UGC 2705	6851±4	1.11	-20.72	10.38	-12.01	2.41	6860±9	217	282	4.46±0.37	10.1	20.4	10.00	-0.37
0388	03 25 01.70	-05 44 44.80	NGC 1324	5667±2	1.64	-23.10	11.28	-12.67	3.16	5667±4	613	636	7.83±0.73	7.7	16.3	10.08	-1.20
0389 ^{C3}	03 25 11.60	-06 10 51.40	KUG 0322-063A	10093±3	1.30	-23.16	11.05	-10.30	2.53	10121±10	390	454	5.14±0.49	8.3	16.5	10.40	-0.65
0392	03 33 29.46	-07 33 08.40	ASK 55983	5169±4	0.79	-19.38	9.25	-9.84	2.23	5166±5	215	232	1.72±0.31	4.9	8.6	9.34	0.09
0394	03 34 44.66	00 17 49.50	FGC 059A	6434±6	1.28	-19.18	10.07	-11.84	1.32	6416±1	324	329	1.40±0.22	4.5	9.6	9.44	-0.62

Table A.1. – continued.

Source	RA (J2000.0)	Dec	Name	V_{opt} km/s	$g-z$ mag	M_g mag	M_* [log] M_{\odot}	$sSFR$ [log] yr^{-1}	rms mJy	V_{HI} km/s	W_{50} km/s	W_{20} km/s	F_{HI} Jy km/s	SNR	S/N	M_{HI} [log] M_{\odot}	$\frac{M_{\text{HI}}}{M_*}$ [log]
0395	03 35 34.50	-05 44 30.50	ASK 56318	5398±1	0.50	-17.65	8.44	-9.49	1.55	5370±32	226	302	0.60±0.25	3.4	4.2	8.92	0.48
0396 ^F	03 36 21.33	-06 42 53.10	UGCA 80	3086±1	0.56	-18.57	8.79	-9.75	3.29	3091±2	129	155	4.86±0.38	12.6	21.4	9.35	0.56
0398	03 37 26.40	-05 32 10.80	2MASX J03372647-05321115	4011±4	0.63	-18.62	8.91	-9.83	2.42	4015±15	112	154	0.75±0.28	3.8	4.8	8.77	-0.15
0400	03 37 49.83	-05 50 58.10	ASK 56553	6279±3	0.35	-17.51	8.24	-9.22	1.68	6297±7	127	148	0.48±0.19	3.8	4.1	8.96	0.72
0401	03 37 58.90	-06 16 14.20	2MASX J03375889-0616148	6623±3	1.34	-21.94	10.84	-10.69	2.94	6657±6	365	397	4.11±0.53	7.0	11.9	9.94	-0.90
0404 ^{C1}	03 38 12.96	-05 32 25.50	SHOC169	6640±1	0.29	-19.00	8.76	-8.96	2.31	6603±13	216	284	2.87±0.35	7.0	13.8	9.78	1.02
0406	03 38 33.00	-05 28 02.00	2MASX J03383303-0528022	6135±4	1.01	-21.29	10.18	-11.14	1.87	6136±2	235	255	3.98±0.27	12.7	22.7	9.86	-0.32
0407	03 38 39.20	-05 20 50.40	2MASX J03383910-0520505	4133±4	1.31	-20.68	10.07	-10.42	2.41	4104±27	293	386	2.70±0.43	5.0	10.8	9.34	-0.73
0410	03 39 13.90	-06 38 44.80	ASK 56463	4171±4	0.67	-17.16	8.23	-11.49	1.77	4169±13	125	160	0.64±0.21	3.9	5.3	8.73	0.50
0412	03 39 37.20	-05 37 58.50	2MASX J03393720-0537581	6269±4	1.27	-20.79	10.13	-10.38	2.46	6262±28	199	310	1.98±0.39	5.6	9.3	9.57	-0.56
0413	03 40 42.98	-06 24 54.50	2MASX J03404296-0624544	5242±4	1.09	-21.53	10.29	-11.28	2.50	5248±1	278	293	6.53±0.39	13.5	25.7	9.94	-0.35
0414	03 40 44.41	01 03 23.50	2MASX J03404444+0103238	7186±2	1.42	-19.95	10.46	-11.92	1.64	7185±16	331	383	0.78±0.29	4.6	4.2	9.29	-1.17
0418	03 42 40.10	-06 22 54.50	NGC 1423	6347±2	1.46	-22.04	10.66	-11.87	3.22	6349±7	324	341	1.82±0.54	3.4	5.1	9.55	-1.11
0420	03 45 23.40	-06 27 32.80	ASK 56905	5228±6	0.67	-18.61	8.95	-9.81	2.54	5229±5	188	215	2.27±0.34	7.4	10.7	9.48	0.33
0421 ^{C1}	03 45 32.20	-07 23 47.20	2MASX J03453226-0723476	8490±3	1.45	-22.12	10.78	-12.23	2.73	8489±10	280	306	1.40±0.43	3.7	5.0	9.69	-1.09
0422	03 45 45.20	-07 15 26.80	2MASX J03454517-0715266	6496±3	1.31	-21.64	10.47	-11.17	2.49	6477±13	365	399	2.14±0.45	3.5	7.3	9.64	-0.95
0424	03 46 26.96	-06 31 52.50	2MASX J03462695-0631521	8431±5	1.14	-22.20	10.57	-10.40	1.91	8433±6	103	184	3.83±0.23	18.1	31.9	10.12	-0.52
0425	03 50 40.17	-05 33 13.60	ASK 57022	4102±3	0.62	-18.62	8.90	-10.01	2.71	4092±12	134	182	1.74±0.34	5.3	9.1	9.15	0.55
0426	03 51 33.93	-00 28 03.70	CGCG 391-040	4611±5	1.10	-20.12	9.75	-10.30	2.79	4599±7	214	238	1.99±0.39	4.8	8.0	9.31	-0.42
0430	04 04 36.32	-06 32 47.20	ASK 57729	4065±5	0.57	-16.87	8.15	-9.54	1.40	4060±5	119	134	0.51±0.15	4.3	5.5	8.61	0.46
0432	04 06 14.72	-05 39 06.70	ASK 57785	4823±3	1.22	-20.63	10.05	-10.07	1.55	4822±11	63	86	0.24±0.13	2.8	3.2	8.44	-1.12
0434	04 10 49.32	-06 34 30.90	ASK 57595	7004±4	0.62	-18.02	8.65	-9.61	1.89	7000±11	80	125	0.76±0.19	5.8	7.3	9.26	0.90
0436	04 11 06.49	-05 42 13.00	PGC 1041440	2392±1	0.73	-17.64	8.49	—	1.78	2398±8	140	184	1.89±0.22	8.2	14.8	8.72	0.23
0438 ^{C3}	07 19 15.12	41 08 48.40	2MASX J07191508+4108483	8291±3	0.87	-18.86	9.54	-10.03	1.78	8281±18	201	262	1.08±0.26	4.7	6.9	9.55	0.94
0439 ^{C1}	07 19 23.61	41 09 18.50	ASK 475438	8165±2	0.55	-17.85	8.70	-9.46	1.38	8244±25	221	289	0.77±0.21	3.8	6.1	9.40	0.70
0446	07 22 10.80	40 55 30.20	ASK 475459	7198±6	0.66	-17.36	8.66	-9.50	1.98	7190±24	127	190	0.87±0.25	3.7	6.3	9.33	0.67
0448	07 23 33.20	41 26 05.50	UGC 3825	8280±3	1.21	-21.26	10.83	-11.86	2.40	8283±7	232	308	6.54±0.38	13.9	28.9	10.33	-0.50
0451 ^{C1}	07 24 56.10	37 46 20.60	ASK 424790	3416±4	0.79	-16.75	8.55	-10.10	1.47	3351±11	197	236	0.90±0.21	5.1	7.2	8.68	0.33
0454	07 25 55.40	40 41 58.90	KUG 0722+407	3696±2	0.60	-18.26	8.90	-9.61	3.10	3702±11	160	201	2.10±0.40	5.2	8.8	9.14	0.33
0455	07 26 20.00	42 02 46.20	ASK 475860	7994±4	0.72	-18.51	9.21	-10.00	1.84	7978±43	44	152	0.23±0.21	3.5	3.1	8.85	-0.36
0458 ^N	07 27 14.03	42 12 14.30	ASK 475626	3007±4	-1.78	-15.39	7.84	-9.52	3.00	3009±2	124	139	2.00±0.33	8.3	9.9	8.94	1.00
0461	07 27 45.10	42 10 50.50	2MASX J07274518+4210499	6911±4	1.50	-19.44	10.31	-10.49	1.28	6923±15	323	368	0.93±0.22	4.1	6.6	9.33	-0.68
0462	07 28 54.90	40 12 21.70	UGC 3868	3538±4	0.21	-17.51	8.57	-10.77	2.58	3534±1	141	155	3.27±0.30	10.6	17.6	9.29	0.72
0463	07 29 16.60	42 16 46.60	UGC 3871	6915±4	1.22	-20.32	10.39	-10.95	2.92	6914±4	294	314	3.49±0.47	6.4	11.4	9.90	-0.49
0465	07 29 53.60	40 05 44.30	PGC 2160491	3539±2	0.34	-16.52	8.01	-9.33	1.18	3546±13	92	128	0.39±0.12	3.9	5.6	8.37	0.36
0466	07 29 54.30	37 27 06.30	IC 2190	10681±3	1.42	-21.78	11.12	-11.48	1.85	10706±7	383	403	1.62±0.33	3.9	7.2	9.95	-1.17
0467	07 30 54.70	39 01 10.10	UGC 3888	5956±4	1.43	-19.79	10.28	-10.60	2.86	5963±5	343	383	6.58±0.51	11.1	20.3	10.05	-0.23
0468	07 32 55.00	39 18 21.10	PGC 2147389	3662±2	0.40	-16.59	8.01	-9.12	2.22	3659±22	88	147	0.67±0.25	3.9	5.3	8.63	0.62
0469	07 33 19.00	42 32 43.10	ASK 425621	3144±3	0.56	-15.68	7.82	-9.74	1.60	3154±4	123	133	0.43±0.17	3.6	4.0	8.31	0.49
0471	07 33 38.10	31 46 21.70	2MASX J07333803+3146218	7978±2	0.77	-19.81	9.75	-9.84	1.74	7987±9	158	184	0.98±0.21	4.1	7.3	9.48	-0.27
0472 ^{C1}	07 33 58.99	42 23 04.50	2MASX J07335904+4223050	8095±4	1.65	-19.16	10.37	-10.99	1.93	8039±19	369	409	1.26±0.35	2.9	5.5	9.59	-0.78
0473 ^{NUZP}	07 34 58.80	31 57 47.60	2MASX J07345882+3157476	5698±34	0.93	-18.43	9.42	—	2.45	5702±14	157	191	0.71±0.31	3.4	3.8	9.05	-0.37
0474	07 35 02.30	32 49 19.50	NGC 2410	4636±2	1.63	-20.80	10.95	-11.09	3.92	4667±3	481	500	7.01±0.80	7.1	13.4	9.87	-1.08
0476	07 35 35.60	41 57 48.80	KUG 0732+420	3099±2	0.66	-17.42	8.63	-9.59	2.99	3098±17	118	166	1.04±0.35	4.0	5.3	8.68	0.05
0477	07 35 52.10	29 54 10.90	ASK 148333	2493±14	0.54	-15.73	7.85	-9.45	1.77	2492±5	50	66	0.40±0.13	4.5	5.2	8.07	0.22
0479	07 36 11.40	32 30 54.70	ASK 84991	4150±3	0.10	-17.79	8.59	-10.61	2.65	4137±8	135	183	2.68±0.33	8.0	14.3	9.34	0.75
0481 ^{NF}	07 36 31.70	41 26 23.90	ASK 425441	3028±2	0.65	-15.83	—	—	2.69	3059±10	99	130	1.06±0.28	4.4	6.5	8.68	8.68
0483	07 36 45.60	33 07 21.90	KUG 0733+332	4855±2	0.68	-18.78	9.23	-9.67	2.91	4857±13	235	276	2.16±0.44	4.6	7.9	9.39	0.16
0485 ^U	07 37 14.90	48 02 40.70	2MASX J07371494+4802407	6178±4	1.52	-13.75	9.31	-10.87	3.84	6180±14	212	246	2.08±0.55	3.5	6.1	9.58	0.27
0486	07 37 31.50	28 50 15.30	CGCG 147-044	4695±9	0.98	-18.80	9.58	-10.68	2.44	4708±9	174	215	1.83±0.33	6.3	9.4	9.29	-0.28

Table A.1. – *continued.*

Source	RA (J2000.0)	Dec	Name	V_{opt} km/s	$g-z$ mag	M_g mag	M_* [log] M_{\odot}	$sSFR$ [log] yr^{-1}	rms mJy	V_{HI} km/s	W_{50} km/s	W_{20} km/s	F_{HI} Jy km/s	SNR	S/N	M_{HI} [log] M_{\odot}	$\frac{M_{\text{HI}}}{M_*}$ [log]
0487 ^{C3}	07 37 37.10	41 56 49.40	UGC 3933	5899±3	1.38	-20.79	10.66	-11.38	3.34	5899±3	357	379	5.45±0.59	8.4	14.1	9.96	-0.70
0488 ^{C3}	07 37 49.40	46 23 51.50	UGC 3935	9631±3	1.54	-20.65	10.85	-11.26	3.81	9657±4	335	364	7.99±0.65	9.5	18.5	10.56	-0.29
0491	07 38 00.20	31 14 57.30	PGC 1938511	5750±2	0.68	-18.60	9.10	-9.63	2.63	5736±31	145	232	1.33±0.37	4.0	6.9	9.32	0.22
0494	07 38 36.50	37 38 00.60	UGC 3944	3898±4	1.05	-19.50	9.93	-10.33	2.72	3893±2	282	304	5.96±0.44	11.5	21.5	9.64	-0.29
0495	07 38 40.90	30 35 52.20	ASK 148341	4809±2	0.62	-17.21	8.56	-9.62	1.56	4748±6	244	258	0.67±0.23	3.2	4.5	8.86	0.30
0496	07 39 01.93	33 54 58.50	UGC 3947	3916±4	0.49	-17.61	8.58	-9.96	2.75	3905±5	125	146	1.71±0.31	5.7	9.2	9.10	0.52
0497	07 39 06.00	29 09 36.20	CGCG 147-050	11664±4	1.40	-21.77	11.13	-10.78	3.71	11665±11	174	202	1.53±0.47	3.5	5.0	10.00	-1.13
0498	07 39 20.60	27 21 38.50	2MASX J07392058+2721387	8012±5	1.05	-19.19	9.75	-10.42	2.69	8006±8	152	184	1.41±0.33	5.4	6.9	9.64	-0.11
0499	07 39 34.50	38 01 41.40	ASK 45739	3500±1	0.39	-16.50	8.05	-9.23	2.61	3501±10	110	158	1.55±0.30	6.8	9.3	8.96	0.91
0500	07 39 34.70	49 21 22.40	2MASX J07393469+4921219	6666±3	1.14	-20.16	10.28	-10.14	2.63	6667±24	253	334	2.32±0.44	4.7	9.0	9.70	-0.58
0501	07 39 45.30	48 44 31.10	UGC 3949	6375±4	1.18	-20.26	10.34	-10.67	3.32	6380±6	121	159	3.54±0.38	9.0	15.8	9.84	-0.50
0502	07 39 46.40	30 04 11.60	ASK 148382	6836±4	0.38	-17.95	8.95	-9.92	3.15	6831±14	190	236	2.13±0.44	4.5	8.0	9.68	0.70
0503 ^{C1}	07 39 55.20	49 07 03.40	2MASX J07395516+4907036	6228±3	1.46	-19.78	10.44	-12.28	2.03	6279±16	279	319	1.25±0.33	3.4	6.0	9.38	-1.06
0504 ^{C1}	07 40 10.30	32 12 23.10	KUG 0736+323	4058±2	0.69	-17.84	8.92	-9.78	3.03	4057±29	172	355	4.55±0.52	9.1	18.8	9.56	0.00
0505 ^{C3}	07 40 16.30	32 15 30.00	KUG 0737+323	3921±3	0.77	-18.62	9.20	-10.04	2.94	3933±8	246	275	2.68±0.45	4.9	9.6	9.30	0.09
0508 ^V	07 40 33.60	34 13 48.20	IC 2203	4532±2	0.63	-19.84	—	—	3.25	4517±9	175	228	4.56±0.45	8.5	17.4	9.65	9.05
0509	07 40 39.30	39 13 59.90	NGC 2424	3344±2	1.79	-19.90	10.75	-11.28	2.96	3351±3	435	463	10.23±0.59	11.3	27.3	9.74	-1.00
0511 ^{C1}	07 40 57.90	39 22 45.20	KUG 0737+394	3252±2	0.79	-17.35	8.81	-9.74	3.02	3204±7	134	162	1.64±0.35	5.1	7.7	8.91	0.00
0512	07 41 05.30	39 09 52.40	PGC 3129299	2760±1	-0.24	-15.95	7.19	-8.38	3.16	2762±14	70	108	0.90±0.30	3.8	5.6	8.52	1.03
0514	07 41 54.20	23 52 18.20	2MASX J07415401+2352188	2269±1	0.50	-16.82	8.36	-9.83	2.54	2252±6	86	111	0.96±0.25	5.4	6.7	8.37	0.00
0516 ^V	07 42 32.40	49 11 27.90	KUG 0738+493	2974±2	0.51	-18.17	9.05	-9.72	8.16	2948±6	154	170	3.23±0.98	3.4	5.2	9.13	0.00
0517	07 43 32.90	31 32 06.90	UGC 3986	3735±1	0.52	-17.15	8.45	-9.43	2.46	3735±6	154	181	1.82±0.30	6.1	8.8	9.09	0.00
0518 ^{C1}	07 43 36.40	49 40 03.20	IC 0471	5493±2	1.47	-20.91	10.89	-12.43	3.12	5672±6	396	418	3.15±0.58	4.7	8.3	9.69	-1.24
0519 ^{C3}	07 43 50.30	49 36 51.00	IC 0472	5654±2	1.52	-20.83	10.98	-13.31	2.94	5681±6	361	395	5.00±0.53	8.1	14.6	9.89	-1.00
0521 ^V	07 44 37.60	40 52 59.50	ASK 04554	3032±6	0.67	-15.88	—	—	3.30	3019±13	116	172	2.16±0.40	6.1	10.0	8.98	8.00
0522	07 44 44.20	39 25 36.70	ASK 45249	7722±3	0.52	-18.14	7.10	-9.47	1.75	7707±3	68	81	0.33±0.14	4.7	3.7	8.97	1.00
0523	07 44 45.20	18 34 08.20	ASK 362856	2236±10	0.64	-14.03	7.33	-9.27	3.19	2222±14	47	100	0.90±0.30	5.3	6.8	8.33	1.00
0525	07 46 18.80	39 04 00.70	CGCG 206-022	3840±4	0.96	-18.59	9.62	-10.47	3.35	3849±9	214	238	1.68±0.47	3.7	5.6	9.08	-0.04
0528 ^{NC3RF}	07 46 53.10	39 00 52.40	NGC 2445	4114±5	1.41	-19.70	—	—	2.67	4020±23	278	493	9.32±0.54	13.2	34.4	9.86	9.00
0530	07 47 09.20	30 29 19.60	IC 0475	4475±5	1.08	-19.88	10.01	-10.07	2.49	4486±16	176	245	1.61±0.36	6.1	8.0	9.19	-0.02
0531	07 48 14.70	39 02 44.80	ASK 45842	4055±4	0.68	-17.92	8.91	-11.09	3.22	4050±7	148	172	1.44±0.39	4.7	6.0	9.05	0.00
0532 ^{NF}	07 48 21.10	34 20 06.80	UGC 4029	4278±2	1.68	-19.35	—	—	2.92	4413±2	343	365	8.38±0.51	14.7	25.5	9.90	9.00
0534	07 49 51.20	18 49 44.30	UGC 4044	4647±3	0.53	-19.09	9.32	-10.22	2.47	4631±4	210	239	3.34±0.35	9.0	15.3	9.54	0.00
0535 ^{C1}	07 49 59.99	30 44 48.80	CGCG 148-041	4360±2	1.35	-19.08	10.00	-11.77	2.56	4339±19	201	276	2.41±0.39	5.7	10.9	9.34	-0.06
0536 ^{C1}	07 50 09.20	30 43 56.50	UGC 4047	4253±4	0.83	-19.48	10.15	-10.34	3.01	4310±2	332	346	7.09±0.51	9.1	21.2	9.80	-0.05
0537 ^{C1}	07 50 10.50	30 41 06.30	UGC 4046	4434±6	0.58	-17.57	8.64	-9.70	2.57	4309±4	332	360	6.10±0.45	9.4	21.4	9.74	1.10
0539	07 50 49.40	27 42 23.50	ASK 179855	4708±2	0.41	-17.16	6.60	-10.48	2.85	4708±27	70	153	1.07±0.32	4.4	7.3	9.06	2.46
0540	07 50 56.00	23 53 45.20	UGC 4054	2125±5	1.09	-17.91	9.35	-10.78	2.34	2116±1	244	263	9.05±0.35	22.4	40.9	9.29	-0.06
0541	07 51 08.03	34 03 22.90	UGC 4055	4742±3	0.64	-19.33	—	—	2.57	4745±4	190	211	2.85±0.34	7.1	13.2	9.49	9.49
0543	07 51 43.10	30 26 55.00	CGCG 148-049	4269±1	0.49	-18.34	6.99	-8.93	2.64	4270±6	164	188	2.07±0.33	5.3	10.0	9.26	2.27
0546	07 53 45.26	39 46 57.30	FGC 0675	3867±4	0.72	-17.27	7.38	-10.93	2.67	3878±7	160	181	1.07±0.33	4.2	5.2	8.89	1.51
0547	07 53 45.30	21 02 57.90	CGCG 118-019	2136±6	0.86	-17.84	9.16	-10.21	2.55	2138±3	173	190	2.85±0.32	7.7	14.1	8.80	-0.36
0549	07 54 25.90	35 04 23.80	ASK 149072	4242±5	0.71	-16.65	—	—	2.51	4215±7	78	101	0.65±0.23	4.2	4.8	8.74	8.74
0550 ^V	07 54 42.10	26 38 33.50	PGC 4009437	3778±5	0.59	-16.81	—	—	1.93	4662±8	87	121	0.69±0.19	5.8	6.3	8.86	8.86
0551 ^{NP}	07 55 05.90	43 29 14.10	UGC 4087	3778±5	0.60	-19.01	—	—	3.29	3780±4	179	198	2.52±0.43	6.3	9.4	9.24	9.24
0552 ^F	07 55 40.60	28 44 30.10	FGC 0684	6410±2	0.34	-17.34	6.41	-9.07	1.75	6386±6	168	195	1.24±0.22	5.6	8.9	9.39	2.98
0553 ^{C3}	07 57 10.44	23 46 47.30	NGC 2480	2344±2	0.68	-18.51	9.13	-9.59	2.52	2337±14	136	185	1.62±0.32	5.1	9.1	8.63	-0.50
0554	07 57 47.50	16 01 48.80	CGCG 088-008	4824±3	1.28	-19.08	9.93	-10.40	2.62	4841±31	206	274	0.89±0.40	3.2	3.7	8.98	-0.95
0555	07 57 56.50	25 09 39.10	NGC 2486	4633±3	1.44	-20.07	10.56	-12.40	2.90	4640±10	426	465	2.99±0.57	5.3	8.2	9.49	-1.07
0556	07 58 04.99	26 34 14.30	CGCG 148-074	4569±2	0.69	-19.07	9.32	-9.64	3.09	4579±15	232	318	4.95±0.50	8.3	17.3	9.70	0.38
0557	07 58 12.40	11 01 14.10	ASK 607239	2348±7	0.70	-16.24	8.49	-10.69	2.21	2342±1	95	117	4.76±0.22	25.0	36.5	9.10	0.61

Table A.1. – continued.

Source	RA (J2000.0)	Dec	Name	V_{opt} km/s	$g-z$ mag	M_g mag	M_* [log] M_{\odot}	$sSFR$ [log] yr^{-1}	rms mJy	V_{HI} km/s	W_{50} km/s	W_{20} km/s	F_{HI} Jy km/s	SNR	S/N	M_{HI} [log] M_{\odot}	$\frac{M_{\text{HI}}}{M_*}$ [log]
0558	07 58 16.60	39 50 00.20	UGC 4120	3820±2	0.74	-18.28	9.10	-9.79	2.80	3798±4	167	180	1.54±0.35	4.3	7.0	9.03	-0.07
0559	07 58 20.50	25 08 57.10	NGC 2487	4827±2	1.45	-20.84	10.83	-12.73	2.43	4837±3	265	289	5.01±0.38	10.3	20.7	9.75	-1.08
0560	07 58 43.70	32 44 19.70	ASK 189652	3018±4	0.70	-17.39	8.69	-10.27	3.20	3007±5	148	165	1.43±0.38	4.1	6.0	8.79	0.11
0561 ^{C3}	07 59 13.10	32 54 52.80	UGC 4132	5192±3	1.66	-20.50	10.82	-10.47	2.38	5222±7	529	571	6.91±0.52	7.6	20.7	9.96	-0.86
0563	07 59 23.10	39 24 48.50	PGC 2149346	4164±3	0.61	-17.63	8.70	-9.72	1.61	4183±5	122	139	0.71±0.17	4.8	6.6	8.78	0.08
0566	07 59 37.80	13 26 00.70	2MASX J07593778+1326003	4474±2	1.40	-19.19	10.13	-12.01	1.86	4460±36	139	217	0.60±0.25	3.1	4.5	8.77	-1.37
0567	07 59 40.10	15 23 12.50	UGC 4145	4651±1	1.77	-19.84	10.51	-11.36	1.69	4632±21	357	432	1.66±0.32	5.0	8.5	9.23	-1.27
0568 ^{C1}	07 59 53.20	23 23 24.20	CGCG 118-036	5736±3	1.44	-21.27	11.19	-11.75	2.48	8747±66	529	752	4.22±0.61	4.8	12.0	10.19	-0.99
0570	07 59 57.50	35 48 51.40	CGCG 178-015	5236±3	1.44	-20.14	10.56	-10.50	2.63	5260±18	225	298	2.70±0.42	5.6	11.2	9.56	-1.00
0571	08 00 23.90	17 31 21.30	2MASX J08002396+1731269	2048±1	0.48	-16.28	7.36	-9.89	2.46	2047±6	149	177	2.10±0.30	7.0	11.6	8.63	1.27
0573	08 00 57.90	54 13 55.10	ASK 478418	894±2	0.23	-13.30	6.44	-8.88	3.22	893±6	31	58	0.72±0.23	6.7	6.7	7.44	1.00
0574	08 01 23.10	15 22 09.30	UGC 4170	4661±2	1.55	-20.54	10.87	-12.69	1.46	4585±18	244	304	1.18±0.23	4.6	8.5	9.08	-1.80
0576 ^{VA1}	08 01 58.90	21 22 19.10	ASK 363290	2089±4	0.54	-14.98	—	—	2.16	2073±6	91	106	0.59±0.21	3.5	4.7	8.08	8.08
0577 ^{VC1}	08 02 38.60	30 10 35.70	ASK 180641	11861±1	0.41	-18.52	—	—	2.62	11722±13	670	709	2.94±0.62	4.1	6.9	10.29	10.29
0578	08 02 42.90	40 40 42.90	2MASX J08024287+4040427	3087±3	0.65	-18.26	9.07	-9.82	2.91	3081±3	197	226	5.12±0.40	11.7	20.6	9.37	0.30
0583	08 05 05.39	25 03 45.20	UGC 4210	5032±3	1.30	-18.94	9.92	-10.44	2.53	5021±3	293	308	2.03±0.41	5.8	7.7	9.39	-0.30
0585 ^N	08 05 53.10	23 34 47.00	ASK 280521	4678±7	0.45	-16.52	—	—	3.20	4677±4	50	74	1.24±0.25	7.9	8.9	9.12	0.12
0588	08 07 24.83	39 11 40.00	NGC 2528	3914±3	0.85	-20.72	10.14	-10.01	2.66	3925±5	115	157	3.80±0.31	11.5	21.8	9.45	-0.92
0589	08 07 48.50	50 54 46.60	ASK 443347	2420±5	-2.37	-14.51	7.41	-9.50	3.69	2407±3	47	73	2.00±0.29	12.0	13.0	8.75	1.33
0591 ^N	08 10 30.65	18 37 04.20	ASK 483238	1486±2	0.35	-13.67	6.93	-9.43	1.31	1484±4	59	77	0.45±0.11	6.4	7.5	7.68	0.75
0592	08 10 47.80	46 54 44.10	UGC 4258	3124±3	0.72	-17.99	8.97	-9.96	3.32	3124±6	196	233	4.22±0.47	8.3	15.0	9.30	0.30
0593	08 11 47.60	22 11 34.40	2MASX J08114758+2211349	2007±2	0.51	-15.97	7.99	-9.39	3.81	2005±11	125	156	1.67±0.44	3.8	6.5	8.52	0.40
0594	08 12 00.90	20 39 38.50	ASK 483292	3157±2	0.45	-16.01	7.91	-9.50	2.35	3159±26	94	188	1.16±0.30	5.2	8.4	8.75	0.80
0595	08 12 46.40	26 21 53.40	NGC 2540	6277±3	1.33	-21.09	10.50	-9.84	3.47	6284±11	331	369	3.59±0.61	4.6	9.3	9.83	-0.67
0597 ^{VC3}	08 12 57.90	36 15 16.60	NGC 2543	2469±4	1.56	-19.56	10.32	-10.49	2.93	2472±2	307	337	15.45±0.50	20.8	49.8	9.66	-0.66
0598	08 13 25.30	31 56 44.30	CGCG 149-005	4075±3	0.71	-17.59	6.64	-10.53	4.90	4075±7	183	204	1.89±0.64	4.2	4.7	9.18	2.50
0599	08 13 57.24	52 38 54.40	UGC 4277	5457±7	1.99	-19.75	11.01	-10.88	3.57	5460±3	590	610	10.21±0.81	8.0	19.3	10.17	-0.81
0600	08 14 27.00	50 34 36.60	ASK 48913	2348±4	0.50	-16.34	8.07	-10.81	3.90	2346±1	31	56	3.98±0.27	30.6	30.1	9.02	0.65
0601	08 15 21.30	21 33 29.40	LSBC F561-02	4281±7	1.54	-18.30	9.86	-11.79	1.52	4266±4	280	291	0.89±0.24	3.4	5.7	8.89	-0.96
0603 ^N	08 15 40.70	27 00 29.40	ASK 265419	7550±3	0.35	-17.71	6.40	-8.66	1.54	7550±3	160	171	0.70±0.18	4.1	5.9	9.28	-1.19
0604 ^{C1}	08 15 59.10	23 11 58.60	IC 2247	4294±3	1.78	-19.71	10.69	-11.38	3.26	4291±14	390	446	3.55±0.63	5.6	9.1	9.50	-1.19
0605	08 16 54.40	24 10 36.50	IC 2256	2103±3	0.76	-17.73	8.95	-9.80	2.90	2096±4	187	205	2.40±0.38	5.6	10.0	8.71	-0.34
0610 ^{C3}	08 17 25.40	21 09 47.90	CGCG 119-028	2166±1	0.13	-17.14	8.31	-9.39	2.24	2155±3	144	176	3.40±0.27	12.6	20.9	8.88	0.57
0612 ^F	08 17 36.90	35 26 48.80	UGC 4306	2420±2	1.75	-18.40	7.11	-9.00	3.48	2400±23	97	238	3.81±0.49	8.9	18.4	9.02	1.91
0613 ^{VC1A1}	08 17 53.93	24 41 12.00	ASK 363797	2065±3	-0.25	-14.52	7.14	-8.98	1.54	2058±2	134	216	10.10±0.21	47.7	93.4	9.31	2.17
0614	08 18 01.40	47 51 09.30	UGC 4307	3106±2	0.89	-18.16	9.19	-10.02	3.60	3107±5	232	266	6.28±0.54	8.5	18.9	9.47	0.28
0615 ^{VC3}	08 18 01.60	24 44 07.10	IC 2267	2083±2	0.45	-17.54	—	—	3.16	2064±1	204	237	17.03±0.45	29.2	62.4	9.54	9.54
0616 ^{C1}	08 18 06.60	24 47 47.20	IC 2268	1985±2	0.58	-16.99	8.42	-9.52	2.58	2063±2	203	234	10.49±0.36	21.2	47.2	9.33	0.91
0617 ^{C1}	08 18 08.30	24 30 06.30	ASK 363805	2104±5	0.56	-15.32	7.74	-11.26	2.61	2109±19	123	268	5.23±0.39	11.1	29.8	9.05	1.31
0619 ^{C3A1}	08 18 19.70	24 31 36.90	IC 2271	2213±2	0.45	-17.07	8.29	-9.43	3.58	2224±3	68	90	2.03±0.31	8.3	11.3	8.68	0.39
0620 ^{C3}	08 19 10.70	21 26 08.80	NGC 2557	4834±2	1.53	-20.76	10.88	-12.26	1.90	4868±22	134	177	0.43±0.23	2.8	3.2	8.70	-2.18
0621 ^{C3}	08 19 12.76	20 30 38.60	NGC 2558	4978±2	1.45	-20.69	10.80	-12.41	2.92	4992±2	405	431	9.40±0.55	13.6	26.2	10.05	-0.75
0625 ^{C1}	08 19 41.26	22 02 30.80	KUG 0816+221A	3462±2	0.68	-18.05	9.00	-9.71	2.46	3578±2	417	434	7.15±0.47	11.6	23.4	9.64	0.65
0629	08 20 29.20	03 29 34.90	ASK 257965	2921±2	0.48	-15.55	7.75	-9.46	1.78	2916±3	84	100	0.82±0.16	5.9	8.3	8.53	0.77
0632	08 20 49.30	22 39 27.90	KUG 0817+228	4141±3	0.86	-19.93	9.93	-9.93	2.93	4141±3	224	250	3.93±0.43	9.5	14.7	9.51	-0.26
0633	08 21 24.60	19 08 52.00	NGC 2572	7964±3	1.62	-21.04	11.04	-11.95	2.38	7978±6	515	545	4.03±0.50	6.4	12.1	10.09	-0.94
0634 ^{C3}	08 22 10.70	03 16 04.90	IC 0503	4124±2	1.44	-19.69	10.31	-10.04	2.74	4126±4	259	301	7.79±0.44	12.3	29.0	9.81	-0.50
0636 ^{VPF}	08 22 19.50	19 24 57.50	IC 2329	2082±4	0.68	-17.73	—	—	2.40	2080±1	210	232	7.56±0.34	19.7	36.0	9.20	9.20
0638	08 22 41.40	16 28 51.20	PGC 4163150	1997±2	-0.44	-13.65	7.56	-9.62	3.28	2004±34	41	115	0.61±0.35	3.1	4.7	8.08	0.52
0639 ^{NF}	08 22 44.95	24 17 48.90	NGC 2575	3873±3	1.09	-19.90	10.06	-11.79	2.98	3872±1	245	267	10.95±0.45	20.0	38.7	9.90	-0.16
0640	08 22 46.20	19 22 29.10	ASK 522650	2033±2	0.37	-14.59	7.22	-9.02	1.43	2062±6	134	152	0.54±0.16	4.1	5.4	8.04	0.82

Table A.1. – continued.

Source	RA (J2000.0)	Dec	Name	V_{opt} km/s	$g-z$ mag	M_g mag	M_* [log] M_{\odot}	$sSFR$ [log] yr^{-1}	rms mJy	V_{HI} km/s	W_{50} km/s	W_{20} km/s	F_{HI} Jy km/s	SNR	S/N	M_{HI} [log] M_{\odot}	$\frac{M_{\text{HI}}}{M_*}$ [log]
0643	08 23 30.10	18 44 57.90	IC 2340	7970±2	1.55	-21.40	11.18	-12.60	1.67	798±10	474	510	2.61±0.34	4.9	11.7	9.90	-1.28
0644 ^N	08 23 34.80	03 13 15.60	CGCG 032-017	2929±2	0.92	-16.84	—	—	1.84	2916±2	119	146	3.75±0.21	17.7	30.8	9.19	9.19
0646	08 23 51.99	14 45 06.10	UGC 4385	1955±2	0.38	-18.30	6.02	-9.03	2.86	1965±2	153	179	5.75±0.35	15.0	26.9	9.03	3.01
0647 ^{C3}	08 24 01.60	21 01 37.80	UGC 4386	4631±2	1.77	-20.48	8.44	-11.39	1.59	4643±4	482	497	2.00±0.32	5.1	9.4	9.32	0.88
0648 ^{A1}	08 24 17.99	20 30 49.40	ASK 522889	2166±4	0.69	-16.44	7.69	-9.32	2.51	2162±22	121	183	0.93±0.31	4.0	5.6	8.82	0.63
0649 ^{C3}	08 25 12.10	20 20 05.10	NGC 2582	4411±2	1.40	-20.23	10.51	-11.76	1.76	4418±9	174	195	0.70±0.23	3.4	5.0	8.82	-1.69
0651 ^{C1}	08 25 44.49	27 52 28.40	IC 2361	2074±3	1.16	-18.12	9.44	-10.25	2.49	2183±5	245	264	2.30±0.37	4.9	9.8	8.72	-0.72
0652	08 26 04.40	45 58 03.50	UGC 4393	2137±3	0.55	-19.02	9.14	-9.46	3.52	2118±1	116	147	15.46±0.39	37.9	67.5	9.52	0.39
0655	08 26 32.90	23 11 33.90	UGC 4405	5640±2	1.62	-20.52	10.84	-12.06	2.72	5645±9	452	507	6.12±0.56	8.0	17.3	9.97	-0.87
0658	08 27 11.00	25 14 35.20	ASK 363925	1951±2	0.87	-15.89	8.31	-10.19	1.15	1958±13	111	165	0.64±0.14	5.7	8.7	8.07	-0.24
0659	08 27 42.00	21 28 44.70	NGC 2595	4323±3	1.42	-20.44	10.63	-10.74	3.13	4329±1	332	349	8.87±0.54	14.0	25.5	9.90	-0.22
0660 ^V	08 27 51.30	36 20 04.50	ASK 167246	5222±2	0.46	-16.68	—	—	2.00	5210±8	94	113	0.50±0.19	3.4	4.2	8.82	0.62
0661 ^{C3}	08 29 21.64	25 53 08.80	ASK 363933	2117±6	0.62	-15.65	8.07	-9.74	1.02	2121±6	84	108	0.48±0.10	5.3	8.4	8.01	-0.95
0662	08 29 38.74	52 04 34.80	UGCA 140	1753±2	0.36	-17.09	8.40	-9.44	1.85	1755±12	98	163	1.38±0.22	8.0	12.4	8.31	-0.10
0663	08 30 01.69	17 15 35.40	UGC 4444	2086±4	0.89	-18.42	9.19	-9.99	1.25	2083±8	178	237	2.09±0.18	10.5	20.7	8.64	-0.35
0664	08 30 25.50	31 11 22.80	CGCG 149-040	2121±4	0.59	-16.48	8.29	-9.71	2.15	2127±16	147	228	2.28±0.30	7.3	14.5	8.69	0.40
0665 ^V	08 31 21.64	07 00 00.10	CGCG 032-035	1864±2	0.47	-16.28	—	—	2.50	1849±1	127	147	5.14±0.28	19.6	30.2	8.93	8.93
0667	08 31 57.00	19 12 41.00	UGC 4457	11145±3	1.20	-21.01	10.59	-11.67	1.86	11162±3	280	317	5.71±0.30	14.3	29.5	10.53	-0.66
0670 ^{C3}	08 33 23.10	29 32 19.70	NGC 2604	2082±2	0.68	-18.63	9.15	-9.60	3.11	2087±1	129	164	13.14±0.37	33.4	61.6	9.44	0.59
0672 ^{C1F}	08 33 36.32	29 30 07.20	NGC 2604B	2118±1	0.45	-16.94	7.23	-8.80	3.26	2110±5	80	137	4.91±0.35	17.1	27.8	9.02	1.80
0673	08 33 35.64	25 08 47.10	ASK 485610	2228±2	0.05	-14.56	7.06	-8.96	2.38	2229±6	61	80	0.56±0.20	4.5	4.9	8.13	1.67
0674 ^N	08 33 40.71	38 38 59.00	KUG 0830+388	2059±2	0.26	-16.60	6.11	-10.20	3.06	2064±9	145	203	3.49±0.40	8.6	15.6	8.85	2.73
0675	08 33 42.56	27 42 43.40	KUG 0830+278	2230±3	0.69	-17.86	8.87	-9.76	2.13	2234±6	169	209	2.38±0.28	8.4	14.2	8.76	-0.23
0677	08 33 56.60	26 58 21.50	NGC 2607	3522±3	0.90	-19.16	9.57	-10.17	2.76	3524±1	65	92	6.26±0.24	33.1	46.1	9.57	0.16
0678	08 34 04.00	52 00 07.60	CGCG 263-051	2917±6	0.95	-18.11	9.26	-10.20	3.98	2920±7	200	227	2.52±0.55	5.2	7.4	9.02	-0.23
0680 ^V C1	08 34 47.50	43 43 40.30	KUG 0831+438	7893±2	0.73	-19.95	—	—	2.69	7980±16	176	224	1.61±0.36	4.1	7.3	9.69	0.90
0682 ^V C1	08 35 13.83	28 45 11.90	UGC 4482	2052±3	0.79	-16.67	8.50	-9.84	2.04	2115±24	285	362	1.49±0.36	4.6	7.2	8.51	0.98
0683 ^V C3F	08 35 15.48	28 28 30.40	NGC 2608	2177±2	1.45	-19.22	—	—	2.84	2154±6	208	235	2.70±0.40	5.8	10.9	8.78	8.78
0684 ^{C3}	08 35 24.70	23 31 30.50	CGCG 119-126	5112±4	1.30	-20.34	10.47	-10.69	2.40	5118±9	219	254	2.21±0.35	5.4	10.2	9.45	-1.69
0685 ^{C1}	08 35 29.17	25 01 39.00	NGC 2611	5241±4	1.56	-19.39	10.34	-10.56	2.55	5249±35	224	362	2.81±0.44	5.6	12.0	9.57	-0.92
0686	08 35 38.78	04 45 25.30	2MASX J08353875+0445257	4212±2	1.40	-18.55	9.87	-11.91	1.45	4225±4	122	132	0.30±0.15	3.8	3.1	8.41	-1.16
0687	08 36 11.67	50 25 08.40	UGC 4505	3242±4	1.46	-18.88	10.00	-11.11	2.52	3242±3	345	359	3.39±0.44	7.0	11.9	9.24	-0.52
0691 ^{C3}	08 37 28.20	24 56 48.10	NGC 2620	7822±3	1.75	-21.03	11.17	-12.49	3.42	7847±6	651	668	6.04±0.80	3.9	11.2	10.25	-0.92
0692	08 37 32.70	28 42 18.70	NGC 2619	3469±2	1.49	-20.59	10.68	-12.13	2.52	3474±1	387	412	13.21±0.47	19.2	43.9	9.89	-0.80
0693	08 37 35.48	07 48 31.00	2MASX J08373545+0748303	2001±2	0.43	-16.23	8.01	-9.62	2.58	2001±3	126	143	1.82±0.28	6.5	10.4	8.55	0.31
0696 ^{C3}	08 38 44.50	43 32 51.00	UGC 4507	10509±3	1.56	-21.66	11.25	-12.25	2.40	10522±7	613	634	2.38±0.54	4.0	6.5	10.10	-1.14
0699	08 40 04.40	23 22 04.20	ASK 486031	1997±3	0.50	-15.03	7.47	-9.37	2.40	1998±5	107	129	1.95±0.25	6.5	9.0	8.42	0.94
0700	08 40 09.50	52 27 21.70	UGC 4515	4966±3	1.46	-20.41	10.67	-12.63	3.74	4966±4	376	392	3.01±0.68	5.3	6.8	9.55	-1.11
0701	08 40 14.20	05 38 01.60	UGC 4524	1954±1	0.64	-16.33	8.13	-9.46	2.31	1938±2	159	182	5.63±0.29	15.7	32.0	9.01	0.88
0702	08 40 22.70	23 32 22.80	NGC 2628	3614±2	1.49	-19.87	10.39	-10.67	2.59	3623±2	255	272	5.44±0.39	11.8	21.7	9.54	-0.86
0703 ^V	08 40 45.20	30 28 42.90	KUG 0837+306	5657±2	0.32	-17.93	6.20	-10.49	1.65	5651±30	52	139	0.37±0.18	4.0	5.1	8.76	2.56
0704	08 40 53.78	19 21 17.60	UGC 4526	4369±4	1.59	-19.50	10.42	-10.46	2.62	4373±6	347	366	3.21±0.46	4.4	10.8	9.47	-0.95
0705	08 41 02.60	49 25 30.70	2MASX J08410259+4925310	3044±3	0.71	-18.09	8.95	-9.73	3.35	3030±13	147	185	1.64±0.42	4.0	6.7	8.86	-0.09
0706 ^V F	08 41 32.80	52 29 20.80	UGC 4515	5357±5	-1.42	-16.79	—	—	3.08	5348±2	83	100	1.64±0.28	8.3	9.5	9.35	9.35
0707	08 42 25.80	37 13 15.60	NGC 2638	3852±2	1.60	-20.08	10.64	-11.62	2.08	3898±16	477	517	1.90±0.44	3.5	6.9	9.14	-1.50
0709 ^{C1}	08 42 48.20	14 15 54.90	CGCG 060-036	2126±2	0.83	-17.74	8.97	-9.56	3.04	2153±9	177	212	2.04±0.41	5.7	8.3	8.66	-0.31
0710 ^V	08 43 15.90	13 05 08.90	UGC 4550	2072±4	1.62	-17.69	—	—	4.02	2067±1	276	297	15.49±0.64	20.9	38.4	9.50	9.50
0711 ^{NZ}	08 43 21.80	45 44 09.60	UGC 4543	1990±30	0.82	-17.58	—	—	2.94	1956±1	113	137	18.52±0.32	59.1	97.9	9.53	9.53
0712 ^N	08 43 27.00	04 25 59.40	CGCG 032-055	4308±2	0.94	-17.35	—	—	2.04	4329±10	117	173	1.43±0.25	7.5	10.6	9.11	9.11
0713	08 43 40.76	22 05 38.80	UGC 4554	3726±6	0.77	-18.01	9.27	-11.98	3.42	3709±6	249	276	2.89±0.52	5.9	8.8	9.28	0.01
0714	08 44 07.60	30 07 08.90	UGC 4559	2070±3	1.65	-18.31	10.09	-11.70	4.22	2082±3	351	373	9.37±0.75	9.7	19.6	9.29	-0.80

Table A.1. – continued.

Source	RA (J2000.0)	Dec	Name	V_{opt} km/s	$g-z$ mag	M_g mag	M_* [log] M_{\odot}	$sSFR$ [log] yr^{-1}	rms mJy	V_{HI} km/s	W_{50} km/s	W_{20} km/s	F_{HI} Jy km/s	SNR	S/N	M_{HI} [log] M_{\odot}	$\frac{M_{\text{HI}}}{M_*}$ [log]
0715	08 44 08.30	34 43 02.00	NGC 2649	4228±4	1.10	-20.67	10.41	-10.74	2.92	4240±4	233	253	2.87±0.43	7.2	10.6	9.40	-1.01
0716 ^{C1}	08 44 28.50	09 20 53.60	ASK 435554	3929±1	0.55	-16.80	7.55	-8.64	1.96	4036±7	294	318	1.47±0.32	4.5	7.2	9.06	1.51
0717 ^{A1}	08 44 28.60	31 21 23.40	ASK 282097	2200±6	0.50	-15.63	7.84	-9.55	2.95	2193±6	135	159	1.78±0.34	5.7	8.6	8.61	0.77
0720	08 45 00.30	30 32 27.30	KUG 0841+307	2127±2	0.72	-16.13	8.21	-9.77	1.48	2127±17	130	177	0.68±0.18	4.0	6.6	8.18	-0.04
0721 ^{C1}	08 45 20.00	50 14 10.40	2MASX J08451995+5014095	3363±2	0.63	-17.41	8.64	-9.64	2.54	3273±14	216	254	1.18±0.37	3.7	5.2	8.78	0.14
0722	08 45 22.50	02 11 24.20	ASK 58108	1874±6	0.60	-15.74	7.90	-9.90	2.11	1865±3	48	70	0.92±0.16	8.8	10.4	8.19	0.29
0725	08 45 37.90	36 56 04.70	UGC 4572	3920±2	1.20	-19.87	10.17	-10.42	3.02	3931±6	31	55	0.37±0.21	5.3	3.6	8.45	-1.72
0727	08 46 12.20	35 41 36.90	UGC 4579	4054±3	0.27	-17.00	6.84	-11.17	2.97	4050±10	152	190	2.06±0.38	5.4	9.3	8.21	2.38
0728	08 46 19.14	35 18 58.20	ASK 205841	2328±1	0.41	-15.74	7.82	-9.35	1.86	2335±6	180	204	1.26±0.25	5.2	8.3	8.52	0.70
0729	08 46 34.40	36 26 20.80	Mrk 0627	3188±2	0.08	-17.97	8.42	-8.97	1.85	3204±13	104	153	1.02±0.21	5.4	8.9	8.71	0.29
0731 ^{C1}	08 46 43.96	02 32 14.70	IC 0521	8416±2	1.60	-21.02	11.07	-12.48	2.55	8478±14	398	460	2.64±0.49	6.0	8.4	9.96	-1.11
0734	08 47 19.64	05 53 52.50	ASK 259622	3909±3	0.48	-15.81	7.95	-10.48	1.84	3917±4	104	121	0.87±0.19	5.5	7.6	8.81	0.86
0736	08 47 41.69	13 25 08.80	UGC 4599	2058±2	1.26	-18.22	9.61	-11.65	2.43	2067±1	131	159	19.74±0.28	63.9	117.1	9.61	-0.00
0739	08 48 03.54	25 20 01.50	PGC 2807195	1951±2	0.49	-15.11	7.61	-9.40	1.80	1946±16	64	118	0.60±0.18	4.8	6.9	8.04	0.43
0740	08 48 04.60	17 42 08.50	IC 2406	4680±4	1.31	-20.41	10.51	-10.44	2.58	4680±7	348	395	4.34±0.47	8.6	14.8	9.66	-0.85
0741	08 48 09.15	17 36 41.30	IC 2407	6176±3	1.49	-19.74	10.45	-10.75	2.41	6171±5	413	430	2.34±0.46	4.5	7.8	9.63	-0.42
0742	08 48 18.70	01 15 52.50	PGC 1189545	1756±6	0.84	-15.18	6.03	-8.61	1.41	1756±6	47	76	0.47±0.11	6.5	8.0	7.85	1.42
0745 ^{NZF}	08 49 01.50	-00 20 54.90	PGC 4086883	4417±42	0.75	-17.24	—	—	4.39	4425±14	93	141	1.57±0.48	4.7	6.0	9.17	0.47
0749 ^{C3}	08 50 01.30	19 00 35.10	NGC 2677	4216±2	1.34	-19.21	10.07	-11.82	1.52	4227±19	211	266	0.62±0.23	4.2	4.6	8.73	-1.34
0750	08 50 11.80	35 04 35.00	UGC 4621	2296±3	1.49	-18.59	9.87	-10.84	2.92	2296±5	245	266	2.70±0.44	5.5	9.7	8.84	-1.02
0752 ^{C2}	08 51 32.90	30 51 55.20	NGC 2679	2034±2	1.33	-18.89	9.97	-12.17	1.27	1994±8	126	146	0.30±0.14	3.6	3.5	7.76	-2.20
0755	08 54 24.02	34 33 21.70	UGC 4660	2192±6	0.45	-17.25	6.15	-10.21	2.87	2200±1	59	82	5.73±0.24	31.5	42.7	9.13	2.38
0757	08 54 54.04	49 09 37.40	NGC 2684	2883±4	1.05	-19.50	9.92	-10.21	1.95	2877±8	151	201	2.03±0.25	8.5	13.9	8.90	-1.07
0758	08 55 33.20	31 12 42.00	2MASX J08553314+3112417	2032±3	1.18	-17.24	9.17	-10.06	1.40	2050±36	219	318	0.83±0.23	4.0	6.6	8.23	-0.94
0759	08 55 52.30	02 31 27.40	UGC 4673	3813±3	0.77	-18.38	9.18	-10.00	2.82	3813±2	136	158	5.37±0.33	15.5	26.8	9.58	0.49
0761	08 56 40.70	00 22 30.00	UGC 4684	2517±3	0.47	-17.87	8.80	-10.53	2.23	2516±1	152	177	7.96±0.27	25.7	47.6	9.39	0.53
0762 ^{C3}	08 56 47.70	39 22 55.90	NGC 2704	7120±3	1.45	-21.09	10.89	-12.19	3.08	7115±14	340	383	2.68±0.55	4.3	7.7	9.81	-1.08
0764	08 57 01.10	13 11 56.80	UGC 4685	3991±5	1.28	-19.66	10.21	-10.52	3.48	3973±5	295	322	4.79±0.37	7.3	13.2	9.56	-0.64
0765 ^K	08 57 20.50	02 55 16.70	NGC 2713	3894±2	1.78	-21.32	11.20	-11.98	2.54	3915±5	625	647	6.29±0.59	6.3	16.3	9.67	-1.53
0766	08 57 35.30	27 46 05.10	2MASX J08573529+2746052	2295±2	0.58	-16.94	8.36	-9.49	1.79	2277±5	37	54	0.27±0.12	4.5	4.1	7.84	-2.20
0767 ^{C1}	08 57 35.90	03 05 24.80	NGC 2716	3614±2	1.60	-20.79	10.80	-10.77	1.41	3721±49	217	335	0.78±0.24	3.5	6.1	8.71	-0.62
0769 ^{NA1}	08 58 00.60	25 41 52.40	ASK 486934	1897±1	0.34	-15.13	7.43	-9.19	2.90	1890±7	75	92	0.65±0.26	3.4	4.3	8.05	0.62
0772 ^{C3}	08 58 37.30	51 52 42.60	2MASX J08583725+5152429	3804±2	1.39	-18.70	9.98	-10.60	3.31	3812±15	274	308	1.65±0.33	3.3	5.0	9.06	-0.92
0773	08 58 41.00	02 11 35.40	ASK 58734	2468±3	0.06	-15.77	6.06	-8.84	2.12	2450±6	75	109	1.29±0.20	8.3	11.6	8.57	2.52
0774	08 58 50.46	06 17 34.70	NGC 2718	3832±3	1.29	-20.55	10.50	-10.16	2.49	3842±1	119	144	10.50±0.28	37.9	63.3	9.87	-0.63
0776 ^F	08 59 07.40	53 37 59.80	SHOC231	4826±1	0.67	-18.72	7.10	-9.50	3.79	4870±3	216	233	4.17±0.53	6.3	12.3	9.68	2.58
0777	08 59 15.70	00 23 29.80	2MASX J08591570+0023295	3413±2	0.68	-17.66	8.77	-9.66	2.34	3380±11	185	226	2.17±0.32	5.3	11.2	9.07	0.31
0778 ^{NF}	08 59 49.80	55 41 58.60	NGC 2710	2582±3	1.04	-19.32	6.12	-8.20	3.96	2526±2	265	286	10.00±0.62	12.0	25.6	9.49	3.37
0779	08 59 49.00	05 03 39.00	Ark189	3737±3	1.39	-18.89	9.93	-10.65	2.21	3756±10	213	286	3.80±0.34	9.8	19.4	9.41	-0.51
0780	08 59 53.90	21 09 05.10	2MASX J08595397+2109055	3095±3	0.87	-17.08	8.75	-10.00	1.97	3093±13	223	308	3.51±0.32	9.0	19.7	9.21	0.46
0781 ^{NF}	09 00 13.10	31 59 58.30	CGCG 150-056	1987±2	0.84	-17.68	—	—	2.15	1961±19	111	174	0.84±0.26	4.9	6.2	8.19	8.19
0782 ^{C3}	09 00 20.20	52 29 39.20	UGC 4713	9029±2	1.60	-22.06	11.44	-12.48	3.41	9025±19	539	594	4.79±0.75	4.0	9.8	10.27	-1.17
0783 ^{C3}	09 00 22.70	53 56 41.50	MCG +09-15-069	7547±2	0.77	-18.47	6.36	-10.31	1.76	7541±9	232	257	0.94±0.26	3.8	5.7	9.41	3.05
0784	09 00 24.10	25 36 53.00	UGC 4722	1828±5	0.44	-16.89	8.10	-10.60	2.51	1829±2	59	153	10.83±0.29	49.8	92.5	9.24	1.14
0785 ^{C1}	09 00 38.20	50 40 42.10	UGC 4719	5071±2	1.85	-20.21	10.96	-10.45	2.64	5072±23	493	608	4.52±0.59	7.1	12.6	9.75	-1.22
0786 ^{C1}	09 00 41.90	17 37 18.40	UGC 4729	3899±3	0.64	-18.84	9.55	-9.85	2.48	3899±10	126	195	3.07±0.32	9.7	18.1	9.35	-0.20
0787	09 00 58.50	47 47 43.30	KUG 0857+479	3127±2	1.56	-18.49	9.99	-10.69	3.21	3142±12	303	331	1.45±0.54	3.4	4.3	8.84	-1.15
0789	09 03 39.90	03 22 11.20	CGCG 033-053	3715±2	1.43	-19.15	10.13	-12.35	3.15	3735±2	114	128	2.37±0.33	7.3	11.6	9.20	-0.93
0790 ^{C1}	09 03 59.70	21 54 23.60	NGC 2737	3144±2	1.36	-19.40	10.21	-12.10	2.97	3109±6	222	282	7.10±0.46	13.3	26.5	9.52	-0.69
0791 ^{C1}	09 04 00.40	21 58 03.40	NGC 2738	3099±2	1.32	-19.49	10.32	-10.37	2.85	3104±5	231	285	8.03±0.44	14.0	30.6	9.57	-0.75
0792	09 04 22.80	27 57 10.80	IC 2430	2997±4	0.99	-18.93	9.58	-10.23	2.87	3004±2	228	244	2.96±0.41	8.1	11.2	9.11	-0.48

Table A.1. – continued.

Source	RA (J2000.0)	Dec	Name	V_{opt} km/s	$g-z$ mag	M_g mag	M_* [log] M_{\odot}	$sSFR$ [log] yr^{-1}	rms mJy	V_{HI} km/s	W_{50} km/s	W_{20} km/s	F_{HI} Jy km/s	SNR	S/N	M_{HI} [log] M_{\odot}	$\frac{M_{\text{HI}}}{M_*}$ [log]
0793	09 04 54.10	25 00 14.10	NGC 2743	2991±4	0.95	-19.49	9.71	-10.25	2.75	2997±29	75	215	2.02±0.37	6.9	14.0	8.95	-0.76
0794	09 05 12.50	05 52 05.20	ASK 260160	3868±19	0.75	-16.76	7.13	-10.54	2.59	3890±3	124	139	1.21±0.28	5.9	6.9	8.95	1.81
0795	09 05 33.60	37 33 47.50	2MASX J09053367+3733490	1894±1	0.23	-16.30	7.60	-8.77	2.48	1895±6	169	199	2.64±0.32	6.7	13.6	8.66	1.06
0796 ^{NZ}	09 05 36.90	45 19 20.60	UGC 4762	1684±159	0.13	-15.06	—	—	3.06	2010±5	117	146	3.02±0.34	8.6	15.1	8.77	8.77
0797	09 06 40.50	34 37 08.60	UGC 4777	2034±2	0.53	-17.85	8.79	-10.73	3.09	2047±3	184	209	5.87±0.41	12.1	23.2	9.07	0.29
0798 ^{C3}	09 07 11.10	50 42 45.80	UGC 4778	11241±2	1.37	-22.44	11.34	-11.62	2.70	11241±9	275	320	2.64±0.43	6.5	9.4	10.21	-1.13
0800	09 08 51.01	03 26 54.00	CGCG 034-004	3844±4	0.88	-18.72	9.45	-10.41	2.68	3864±4	137	150	1.03±0.30	4.2	5.4	8.87	-0.59
0803	09 09 19.40	54 54 43.00	UGC 4800	2440±4	0.95	-18.35	9.27	-10.21	4.07	2433±4	251	274	7.06±0.62	8.5	18.1	9.30	0.04
0804	09 09 20.20	01 36 51.50	PGC 1200328	1321±2	0.49	-14.46	7.33	-9.45	2.45	1325±7	90	111	0.80±0.24	4.1	5.7	7.83	0.50
0805 ^V	09 09 33.70	33 07 24.70	NGC 2770	1934±3	1.54	-18.90	—	—	3.18	1943±1	333	364	24.16±0.56	25.6	68.9	9.64	9.64
0806 ^{C3}	09 09 41.80	37 36 05.70	IC 0527	6867±3	1.50	-20.55	10.92	-12.72	2.83	6885±5	366	393	5.51±0.51	7.5	16.6	10.10	-0.82
0807	09 10 01.70	32 56 59.80	ASK 282881	2019±9	0.13	-15.44	7.48	-9.18	1.80	2017±5	65	119	1.99±0.18	14.7	22.4	8.59	1.17
0808	09 10 05.50	54 34 49.10	UGC 4807	3929±5	0.97	-19.38	9.63	-10.83	3.26	3932±6	127	172	3.76±0.39	9.5	16.8	9.45	-0.90
0810 ^J	09 10 18.20	58 36 02.30	ASK 62242	1186±6	0.06	-11.87	6.89	-9.53	2.97	1173±6	89	104	0.75±0.28	3.5	4.4	7.70	0.81
0811 ^{NC3RZPF}	09 10 19.50	07 01 41.10	NGC 2775	1468±69	1.47	-20.30	—	—	2.41	1352±4	401	431	3.30±0.46	9.2	11.4	8.46	8.06
0813 ^{C3}	09 10 39.70	50 22 47.40	NGC 2771	5098±2	1.47	-20.70	10.82	-12.68	3.20	5101±3	236	251	3.16±0.46	5.8	10.5	9.60	-1.23
0814	09 10 41.80	07 12 24.10	NGC 2777	1475±3	0.38	-17.69	8.51	-9.34	5.31	1484±12	117	179	5.12±0.66	7.6	14.8	8.74	0.22
0815	09 11 08.40	42 39 22.10	ASK 264072	1815±2	0.36	-16.11	7.91	-9.18	4.87	1816±8	58	105	2.45±0.46	7.8	10.9	8.59	0.68
0816	09 11 33.80	51 15 15.90	UGC 4824	2177±5	0.89	-18.31	9.29	-11.35	3.32	2186±3	242	266	5.78±0.50	10.9	18.5	9.12	-0.16
0818	09 11 45.30	35 24 18.50	KUG 0908+356	1819±2	0.53	-15.51	7.13	-10.14	3.93	1819±13	56	105	1.26±0.37	5.2	7.0	8.30	1.17
0819 ^{VPF}	09 12 09.50	35 31 36.10	UGC 4837	1851±2	0.48	-16.70	—	—	3.32	1878±2	103	131	6.29±0.35	18.8	30.9	9.03	9.03
0820	09 12 14.50	44 57 17.40	NGC 2776	2619±3	1.31	-20.25	10.34	-11.48	3.62	2625±1	177	210	23.43±0.48	38.6	80.3	9.89	-0.45
0822	09 13 31.40	28 57 06.30	IC 2446	7950±4	1.68	-21.51	11.30	-11.92	2.73	7932±4	604	618	2.20±0.61	4.9	5.3	9.82	-1.48
0827 ^{A1}	09 14 48.80	33 01 15.30	2MASX J09144880+3301148	1819±3	0.59	-16.25	8.12	-9.49	2.95	1817±8	76	92	0.43±0.26	2.8	2.8	7.83	-0.23
0829 ^{C1}	09 14 59.70	29 43 48.80	NGC 2789	6343±3	1.29	-21.55	10.89	-11.12	2.33	6320±26	361	433	2.29±0.44	4.0	8.4	9.64	-1.25
0832 ^{NC1}	09 16 23.80	43 11 19.50	ASK 264086	2644±9	0.40	-15.60	—	—	3.99	2616±15	135	219	6.17±0.41	16.0	26.8	8.92	8.92
0834 ^{VF}	09 16 46.70	34 26 12.00	NGC 2793	1679±2	0.63	-17.76	—	—	3.93	1682±3	94	127	4.42±0.55	8.2	15.7	9.16	2.00
0837 ^{C1}	09 17 06.90	20 04 10.90	NGC 2809	8345±3	1.40	-21.89	11.24	-12.39	2.08	8420±4	94	105	0.63±0.19	3.8	5.0	9.33	-1.21
0838 ^{C1}	09 17 21.60	41 54 39.50	UGC 4904	1667±4	0.70	-17.34	6.04	-10.27	2.56	1721±6	238	319	9.07±0.42	18.4	38.0	9.11	3.67
0839 ^{NC1F}	09 17 22.70	41 59 54.10	NGC 2798	1828±2	1.42	-19.04	—	—	3.43	1758±8	306	355	10.07±0.60	8.6	27.8	9.17	9.17
0840	09 17 39.90	52 59 34.50	UGC 4906	2274±2	1.57	-19.22	10.25	-10.68	4.00	2267±13	366	413	4.99±0.75	4.9	10.8	9.10	-1.15
0841 ^{NC3F}	09 17 47.30	53 17 37.40	SHOC249	2280±2	0.40	-16.74	6.09	-8.01	4.15	2275±7	91	131	3.21±0.44	7.9	13.4	8.90	2.01
0842 ^{C3}	09 17 59.30	52 44 33.50	UGC 4913	2352±3	0.77	-17.56	8.88	-10.12	3.84	2358±3	184	196	3.11±0.50	5.8	9.9	8.92	0.04
0843	09 18 36.50	47 52 20.70	UGC 4922	1998±8	0.25	-17.55	8.95	-11.85	3.44	1991±1	238	261	12.03±0.51	18.1	37.5	9.36	0.44
0845	09 18 58.60	58 14 07.70	ASK 62006	1167±2	0.43	-14.13	7.19	-9.48	4.07	1156±8	99	120	1.08±0.41	3.6	4.4	7.84	0.67
0847	09 19 58.02	37 11 28.50	IC 2461	2257±3	1.78	-18.42	10.14	-11.22	2.58	2261±2	370	394	9.24±0.47	16.4	30.8	9.36	-0.78
0851 ^{C1F}	09 20 07.50	54 04 24.70	SBS 0916+543	3559±2	0.49	-17.32	8.45	-9.24	4.37	3543±29	212	277	1.30±0.67	3.2	3.4	8.89	0.44
0852	09 20 56.10	52 34 04.20	Mrk 1416	2314±1	-0.25	-16.98	6.08	-8.13	3.09	2325±6	61	93	1.55±0.27	7.3	10.6	8.61	2.53
0853	09 20 59.60	11 03 33.20	CGCG 062-024	1330±3	0.28	-15.99	8.18	-9.91	2.23	1330±2	143	161	2.89±0.26	10.2	17.9	8.39	0.21
0854 ^{A1}	09 21 14.99	09 43 52.20	ASK 293255	1383±3	0.65	-13.92	7.24	-9.62	2.45	1357±4	48	59	0.26±0.17	3.2	2.5	7.37	0.13
0855	09 21 45.60	39 31 29.30	UGC 4970	2411±6	1.27	-17.32	9.26	-10.47	2.51	2409±3	227	245	2.70±0.36	8.6	11.8	8.88	-0.38
0856 ^{VF}	09 21 47.80	40 09 00.60	NGC 2844	1422±8	1.49	-18.14	—	—	2.02	1485±2	317	345	6.80±0.35	17.2	31.3	8.86	8.86
0859	09 23 03.09	44 33 17.70	UGC 4982	2658±4	1.23	-18.76	9.76	-10.34	1.77	2659±7	280	311	2.50±0.29	6.4	13.9	8.93	-0.83
0860 ^{VF}	09 23 11.30	26 49 02.60	CGCG 151-073	2470±2	0.61	-17.61	—	—	3.90	2476±15	127	183	2.22±0.49	5.2	8.3	8.82	8.82
0861 ^{C3}	09 23 17.30	40 12 00.10	NGC 2853	1783±5	1.29	-17.43	9.22	-10.17	2.75	1772±2	215	230	4.10±0.39	10.1	16.8	8.79	-0.42
0862	09 23 36.50	02 08 11.20	NGC 2861	5070±2	1.21	-20.79	10.58	-11.64	2.50	5085±3	152	171	2.86±0.30	8.7	15.2	9.55	-1.03
0863 ^{C1}	09 24 02.90	49 12 14.90	NGC 2854	2789±4	1.27	-19.38	9.93	—	4.07	2732±24	220	381	8.44±0.73	9.7	23.0	9.48	-0.45
0865	09 24 55.10	26 46 28.80	NGC 2862	4079±2	1.68	-20.47	10.84	-11.90	2.49	4095±5	585	617	8.80±0.57	8.2	24.0	9.85	-0.99
0866 ^F	09 25 13.27	58 57 30.80	ASK 62388	3223±3	0.03	-16.91	6.44	-10.42	4.00	3216±3	174	186	2.41±0.50	4.8	7.5	9.08	2.64
0867	09 25 47.99	34 16 37.50	UGC 5015	1629±10	0.87	-16.40	8.80	-12.09	3.28	1645±2	132	147	3.71±0.37	10.9	16.3	9.68	-0.11
0870	09 28 33.13	41 23 30.10	ASK 207866	4392±2	0.66	-17.58	6.08	-10.33	2.58	4395±44	45	196	0.88±0.33	5.0	8.3	8.92	2.84

Table A.1. – continued.

Source	RA (J2000.0)	Dec	Name	V_{opt} km/s	$g-z$ mag	M_g mag	M_* [log] M_{\odot}	$sSFR$ [log] yr^{-1}	rms mJy	V_{HI} km/s	W_{50} km/s	W_{20} km/s	F_{HI} Jy km/s	SNR	S/N	M_{HI} [log] M_{\odot}	$\frac{M_{\text{HI}}}{M_*}$ [log]
0871	09 28 55.40	49 14 18.50	UGC 5049	2731±3	1.56	-18.14	9.78	-10.63	3.08	2718±8	295	334	4.07±0.52	6.9	12.7	9.16	-0.62
0872	09 28 59.10	28 45 28.60	ASK 488878	1228±2	0.70	-14.91	7.71	-9.78	2.27	1228±6	91	120	1.21±0.23	6.6	9.2	7.94	0.23
0873	09 29 51.80	11 55 35.80	ASK 427852	1639±5	0.08	-14.75	7.41	-9.49	2.67	1619±4	123	149	3.01±0.30	9.3	16.8	8.58	1.17
0874	09 30 10.30	07 54 09.80	IC 0540	2048±3	1.50	-18.09	9.79	-11.47	1.61	2036±33	279	395	1.33±0.30	5.1	8.2	8.42	-1.36
0875 ^{C1}	09 30 28.00	16 21 43.00	CGCG 091-101	8637±3	1.56	-20.76	10.86	-10.06	2.46	8627±16	398	443	1.59±0.47	4.0	5.2	9.75	-1.11
0876	09 31 36.20	27 17 46.60	ASK 489342	1509±2	0.28	-13.99	6.94	-9.08	2.05	1509±7	59	83	0.39±0.17	4.5	4.1	7.64	0.70
0877 ^{C1A1}	09 33 46.10	10 09 09.00	NGC 2911	3231±2	1.73	-20.46	11.04	-13.08	1.60	3142±67	314	585	2.35±0.36	5.9	13.6	9.05	-1.99
0878	09 34 02.70	09 28 45.10	NGC 2913	3048±3	1.17	-19.28	9.75	-10.47	2.78	3054±6	216	238	2.10±0.39	5.5	8.5	8.97	-0.77
0879 ^{C1A2}	09 34 02.80	10 06 31.30	NGC 2914	3144±2	1.48	-19.80	10.37	-11.87	1.14	3153±15	296	367	1.86±0.20	6.9	15.7	8.95	-1.42
0880 ^{NF}	09 34 46.40	10 17 29.90	NGC 2919	2565±2	1.23	-19.42	—	—	3.12	2428±9	320	359	3.75±0.55	5.8	11.1	9.03	9.03
0881 ^{C3}	09 34 57.60	21 42 18.90	NGC 2916	3713±2	1.36	-20.34	10.63	-10.54	2.55	3722±3	357	400	8.70±0.47	19.1	29.7	9.77	-0.86
0883	09 35 07.50	05 07 12.20	UGC 5107	2004±2	0.58	-17.15	8.43	-9.68	2.37	2006±1	174	192	5.89±0.30	18.4	31.2	9.06	0.63
0884	09 35 20.00	35 54 49.20	UGC 5105	1545±22	0.74	-16.02	8.34	-11.79	3.47	1541±6	96	130	2.56±0.37	7.6	12.4	8.47	0.13
0885	09 35 26.30	29 48 45.40	UGC 5108	8135±2	1.60	-21.13	11.03	-11.08	3.20	8161±29	421	492	2.70±0.64	3.4	6.7	9.94	-1.09
0887	09 36 07.50	29 06 42.90	KUG 0933+293	1661±2	0.74	-16.97	8.53	-9.68	2.07	1638±42	122	212	0.63±0.28	3.1	4.6	7.91	-0.62
0888 ^{C3}	09 37 15.20	23 35 26.10	NGC 2927	7539±2	1.46	-21.59	11.15	-12.58	3.01	7541±14	509	575	5.72±0.66	6.7	13.7	10.20	-0.91
0889	09 37 31.00	32 50 29.00	NGC 2926	4358±3	1.12	-19.61	10.01	-10.05	2.47	4357±12	237	277	1.85±0.38	4.7	8.0	9.23	-0.48
0890 ^{NZF}	09 37 47.70	27 33 57.70	KUG 0934+277	1440±62	0.19	-14.50	—	—	3.06	1593±1	41	62	2.19±0.22	17.4	18.3	8.43	8.43
0891	09 37 57.99	25 29 41.20	UGC 5129	4053±1	1.37	-19.89	10.29	-12.01	3.19	4060±3	310	327	4.78±0.53	6.5	14.0	9.58	-0.14
0892	09 38 07.90	09 31 26.00	NGC 2939	3326±3	1.53	-19.84	10.26	-10.91	2.58	3335±1	343	372	16.21±0.46	27.9	55.9	9.94	-0.32
0893	09 38 10.20	61 52 12.00	MCG +10-14-027	1708±6	-0.14	-13.30	7.54	-10.38	2.83	1716±3	106	115	0.59±0.28	3.7	3.3	7.92	0.30
0897	09 38 36.20	43 10 36.40	UGC 5135	1718±4	0.87	-17.47	8.87	-10.16	3.08	1726±5	167	188	2.62±0.39	5.8	10.9	8.58	-0.30
0898 ^U	09 38 57.10	00 41 33.50	ASK 60823	2085±13	0.58	-12.13	—	—	3.08	2074±3	79	109	2.96±0.30	11.8	17.9	8.79	8.79
0899	09 38 59.20	06 57 19.50	NGC 2948	4980±2	1.43	-20.79	10.77	-10.38	3.13	4985±6	379	413	3.50±0.58	7.2	9.4	9.62	-1.15
0900 ^{C3}	09 39 07.90	34 00 22.70	NGC 2942	4412±4	1.10	-20.23	10.23	-11.27	3.23	4415±3	250	285	11.93±0.50	16.8	38.4	10.05	-0.61
0903 ^N	09 40 43.20	03 57 34.90	IC 0549	1297±2	0.57	-16.41	—	—	2.63	1328±10	110	164	2.04±0.31	7.4	12.3	8.24	8.24
0905 ^{NC1}	09 40 56.30	05 02 39.70	PGC 1277283	1864±6	0.36	-15.41	—	—	2.61	1831±5	151	172	2.34±0.32	6.9	12.0	8.57	8.57
0908 ^{NZPF}	09 42 04.70	00 20 11.00	NGC 2967	1840±3	1.04	-19.72	—	—	2.45	1886±0	131	160	18.23±0.29	62.3	107.4	9.50	9.50
0909 ^{NC3RF}	09 42 13.90	04 40 32.40	NGC 2966	1949±2	1.53	-18.52	—	—	2.57	2033±4	245	279	5.31±0.40	12.0	21.8	9.03	9.03
0910 ^N	09 42 53.60	06 38 38.60	PGC 1304790	5921±5	0.76	-18.28	—	—	1.64	5894±6	140	156	0.46±0.19	3.5	3.9	8.89	8.89
0911 ^{NC3RF}	09 42 54.60	31 50 48.90	NGC 2964	1205±3	1.53	-18.89	—	—	2.03	1314±2	291	332	14.28±0.34	28.1	68.3	9.08	9.08
0913	09 43 02.20	05 01 44.40	ASK 192835	1963±13	0.29	-14.57	6.45	-10.96	2.66	1966±4	99	111	0.85±0.26	4.2	5.3	8.20	1.05
0914 ^{NF}	09 43 06.20	41 05 34.80	UGC 5187	1458±5	1.34	-16.99	—	—	2.78	1462±0	132	153	10.69±0.32	36.2	55.3	9.04	9.04
0915 ^{C1}	09 43 12.00	31 55 43.30	NGC 2968	1538±3	2.15	-19.10	10.90	-13.56	2.79	1406±44	218	501	6.25±0.58	9.4	25.1	8.73	-2.16
0916	09 43 22.99	58 31 28.80	KUG 0939+587	1344±3	0.54	-15.62	7.91	-9.70	4.11	1353±57	105	246	1.61±0.60	3.7	6.3	8.15	0.24
0919 ^{NZ}	09 43 42.96	41 34 08.90	ASK 207952	1409±39	0.54	-14.24	—	—	1.92	1438±6	41	58	0.28±0.14	4.1	3.7	7.44	7.44
0920	09 43 57.40	02 51 04.70	CGCG 035-041	3663±2	0.59	-18.07	6.10	-8.71	3.79	3665±3	81	102	2.35±0.35	8.2	11.3	9.18	3.08
0921	09 44 46.20	-00 41 18.30	ASK 46	1223±1	0.28	-15.60	7.61	-9.55	2.68	1222±1	121	145	6.08±0.30	20.3	34.1	8.64	1.03
0922 ^{RF}	09 46 02.50	01 40 19.40	UGC 5228	1758±1	0.89	-18.80	6.21	-8.64	2.89	1869±1	268	288	13.98±0.45	21.9	48.9	9.37	3.16
0923 ^{C1}	09 46 21.10	03 04 16.90	IC 0564	5988±3	1.63	-20.49	10.84	-10.62	2.52	5982±9	468	529	9.36±0.53	9.5	28.0	10.21	-0.64
0925	09 46 29.10	30 39 52.70	ASK 491506	1466±3	0.78	-15.32	7.87	-9.40	2.63	1454±2	100	121	2.35±0.27	10.3	14.8	8.38	0.51
0929 ^{NF}	09 46 54.10	00 30 29.60	UGC 5238	1775±1	0.80	-17.63	—	—	2.77	1775±1	216	239	15.20±0.40	26.3	61.8	9.36	9.36
0930 ^U	09 47 00.70	02 04 26.70	ASK 61644	3721±5	1.42	-15.76	6.98	-11.11	3.16	3712±9	137	179	2.03±0.39	6.4	9.0	9.13	2.15
0932	09 47 45.30	02 37 37.00	UGC 5249	1877±2	0.76	-18.01	8.74	-10.04	3.34	1875±1	210	236	13.85±0.47	25.1	47.4	9.37	0.63
0933 ^{C1}	09 48 04.70	32 52 57.00	Mrk 0408	1529±2	0.47	-17.32	8.39	-9.10	3.45	1550±4	92	117	2.11±0.35	7.5	10.5	8.39	—
0934	09 48 21.30	30 45 33.60	ASK 491436	1476±1	0.32	-14.06	7.01	-9.37	1.73	1470±21	53	112	0.38±0.17	4.1	5.0	7.60	0.59
0935 ^{NRF}	09 48 38.40	33 25 29.10	NGC 3003	1409±2	1.00	-18.55	—	—	2.47	1454±1	228	180	41.33±0.31	82.8	183.7	9.62	9.62
0937	09 48 43.60	44 04 53.10	NGC 2998	4769±3	1.13	-21.02	10.59	-11.49	3.86	4778±2	387	411	14.38±0.72	15.8	31.1	10.20	-0.39
0939	09 49 41.20	32 13 15.90	NGC 3011	1527±5	1.16	-17.59	9.22	-10.49	2.98	1502±6	73	49	1.28±0.10	5.4	8.3	8.14	-1.08
0941 ^R	09 50 04.50	12 48 26.60	NGC 3020	1443±3	0.49	-18.22	8.59	-9.47	2.15	1438±1	211	232	22.46±0.30	57.4	119.2	9.35	0.76
0942	09 50 10.90	28 00 47.70	KUG 0947+282	1451±2	-0.04	-16.07	7.86	-9.11	2.16	1445±2	70	108	3.10±0.21	19.4	28.3	8.49	0.64

Table A.1. – continued.

Source	RA (J2000.0)	Dec	Name	V_{opt} km/s	$g-z$ mag	M_g mag	M_* [log] M_{\odot}	$sSFR$ [log] yr^{-1}	rms mJy	V_{HI} km/s	W_{50} km/s	W_{20} km/s	F_{HI} Jy km/s	SNR	S/N	M_{HI} [log] M_{\odot}	$\frac{M_{\text{HI}}}{M_*}$ [log]
0943 ^{VP}	09 50 16.96	27 18 17.50	KUG 0947+275	1427±1	0.65	-14.43	—	—	3.03	1416±6	59	77	0.51±0.25	4.2	3.7	7.70	7.70
0944 ^{NC1F}	09 50 27.40	12 45 55.70	NGC 3024	1344±1	0.77	-17.42	7.86	-9.33	3.00	1414±1	221	254	15.89±0.44	30.3	59.1	9.19	1.33
0945 ^{C1}	09 50 36.30	12 48 32.60	ASK 428704	1420±4	0.84	-14.84	7.87	-10.15	1.48	1468±2	75	158	6.63±0.17	45.6	85.3	8.85	0.98
0946	09 50 55.40	28 33 04.00	NGC 3026	1477±3	0.84	-18.21	9.07	-10.19	3.02	1478±3	198	237	8.56±0.43	17.6	33.4	8.96	-0.11
0947 ^F	09 50 58.00	33 33 19.30	NGC 3021	1403±3	1.28	-18.97	6.07	-8.50	3.51	1554±8	209	297	10.14±0.56	15.3	33.1	9.07	3.00
0948	09 51 28.10	32 56 35.00	2MASX J09512804+3256337	1453±3	0.55	-17.06	8.46	-10.60	2.23	1472±3	130	155	3.82±0.26	10.2	24.9	8.60	0.14
0950 ^{C3}	09 52 54.40	42 50 52.90	UGC 5295	4806±3	1.44	-20.39	10.55	-10.69	2.61	4787±1	284	314	13.56±0.42	26.4	50.5	10.17	-0.38
0951	09 54 09.20	58 20 27.50	UGC 5306	1176±5	0.70	-16.24	8.10	-10.06	2.32	1191±5	130	152	1.38±0.26	5.7	8.6	7.97	-0.13
0953	09 54 49.60	09 16 15.90	NGC 3049	1457±2	0.83	-18.34	9.12	-9.65	2.25	1494±1	204	224	9.36±0.31	24.5	48.3	9.00	-0.12
0954	09 55 18.10	04 16 12.00	NGC 3055	1801±3	0.98	-19.29	9.79	-9.99	2.68	1818±2	262	284	9.02±0.42	14.5	34.4	9.16	-0.63
0955	09 55 24.50	33 15 45.90	UGC 5326	1416±9	0.70	-17.24	8.11	-9.10	3.73	1411±5	99	137	3.60±0.40	9.6	16.1	8.54	0.43
0956	09 55 37.70	04 28 36.20	ASK 95056	1943±2	0.46	-16.02	7.90	-9.47	1.96	1930±23	73	150	0.74±0.22	4.9	7.3	8.12	0.43
0957	09 56 20.10	27 13 39.20	IC 2520	1244±4	1.45	-16.86	9.36	-10.42	2.00	1243±2	147	189	6.39±0.25	22.6	43.7	8.68	-0.38
0958 ^V	09 57 29.40	27 45 24.30	PGC 4571034	1180±4	0.30	-13.37	6.76	-9.22	1.72	1181±7	30	88	0.40±0.15	5.0	7.0	7.42	0.66
0959	09 57 32.80	33 37 11.00	IC 2524	1459±2	0.54	-17.23	8.36	-9.14	2.74	1467±6	156	193	3.01±0.35	8.4	14.6	8.50	0.74
0960	09 57 35.60	45 13 47.60	UGC 5345	3696±2	1.51	-19.38	10.30	-11.48	3.13	3709±32	392	464	2.02±0.62	3.2	5.4	9.13	-1.17
0961	09 58 05.80	37 17 19.00	UGC 5349	1377±6	0.69	-17.33	—	—	2.71	1376±1	194	212	11.11±0.37	25.8	48.7	9.01	1.91
0962	09 58 21.10	32 22 11.60	NGC 3067	1451±4	1.39	-19.02	10.06	-10.50	1.72	1472±9	176	277	5.53±0.27	16.8	40.1	8.78	-0.17
0963	09 58 47.10	11 23 19.30	UGC 5358	2916±2	0.48	-17.83	9.03	-10.00	2.53	2914±2	199	218	3.79±0.34	10.9	17.5	9.19	0.77
0964	09 58 53.40	47 44 12.60	UGC 5354	1167±7	0.28	-16.82	8.51	-10.37	3.57	1167±1	167	191	13.10±0.46	24.1	47.1	8.93	0.22
0965	09 59 18.70	47 36 58.40	ASK 182395	1099±2	0.51	-14.27	7.22	-9.48	3.74	1103±4	93	111	1.82±0.37	5.4	8.4	8.03	0.80
0966 ^{C3}	09 59 29.99	41 46 01.40	KUG 0956+420	1666±2	0.45	-15.74	7.73	-9.37	2.27	1665±3	101	118	1.46±0.37	7.1	10.5	8.29	0.56
0967 ^{C1}	09 59 43.50	11 39 38.60	CGCG 064-021	2816±2	1.30	-18.74	9.83	-12.03	1.44	2912±26	471	548	1.50±0.31	4.2	7.9	8.80	-1.03
0968 ^{VF}	10 00 06.20	45 31 09.60	PGC 28916	1694±1	0.52	-16.21	—	—	2.48	1735±4	132	151	1.86±0.28	6.5	10.8	8.43	8.33
0969 ^V	10 00 05.80	43 11 34.30	ASK 208681	1679±2	0.21	-15.09	—	—	1.44	1666±6	40	63	0.34±0.11	5.7	6.1	7.65	7.62
0970 ^{C1}	10 00 14.60	39 37 02.40	ASK 294909	5297±2	0.90	-16.31	6.09	-9.38	1.48	5373±27	192	297	1.35±0.23	5.7	10.7	9.28	3.96
0971	10 00 18.90	54 32 18.90	UGC 5369	1549±2	1.13	-16.90	8.87	-10.88	3.26	1549±6	222	253	4.10±0.48	7.1	14.0	8.68	-0.80
0972 ^{C1}	10 00 27.10	03 22 27.70	UGC 5376	2056±4	1.59	-18.54	10.25	-10.39	2.32	2050±1	370	391	13.55±0.42	19.5	50.3	9.44	-0.81
0973 ^{C1}	10 00 31.60	03 12 19.00	UGC 5377	2151±4	0.68	-18.01	8.77	-9.97	2.47	2047±2	351	379	8.44±0.44	14.1	30.2	9.23	0.44
0974 ^V	10 00 31.98	04 24 25.40	UGC 5378	4153±5	1.01	-19.62	—	—	2.79	4159±3	252	272	3.11±0.42	7.5	11.5	9.41	9.41
0978	10 01 47.90	36 29 55.30	UGC 5394	1430±3	0.43	-15.78	7.77	-9.39	1.56	1432±1	150	171	6.59±0.19	32.9	57.0	8.81	1.04
0980 ^{C1}	10 02 35.50	19 10 36.80	UGC 5403	2093±2	1.63	-18.37	10.00	-9.80	2.64	2073±4	254	301	5.89±0.42	15.1	23.2	9.09	-0.21
0981	10 03 02.00	38 22 37.60	ASK 313685	1339±4	0.60	-14.95	7.76	-9.96	1.89	1330±6	130	143	0.41±0.21	2.9	3.2	7.55	-0.21
0982	10 03 28.80	46 37 42.00	KUG 1000+468	4826±3	1.44	-19.85	10.37	-12.03	3.05	4832±8	260	290	2.84±0.48	4.9	9.5	9.51	-0.86
0984 ^{C3}	10 04 05.20	31 11 07.60	NGC 3106	6192±2	1.44	-21.48	11.07	-12.71	2.28	6200±4	224	260	5.11±0.34	13.1	24.4	9.98	-1.09
0985	10 04 08.70	06 30 37.70	Mrk 0714	1252±2	0.52	-15.87	7.89	-9.54	1.58	1265±5	67	95	0.76±0.14	7.6	9.7	7.77	-0.12
0989 ^{VPF}	10 05 17.60	01 38 28.50	2dFGRS N421Z115	1267±2	0.59	-13.69	—	—	2.63	1270±3	100	130	3.17±0.28	12.8	19.9	8.39	8.39
0992	10 07 11.50	33 01 38.50	NGC 3118	1336±2	0.68	-17.31	8.65	-9.81	2.43	1337±1	206	234	15.55±0.34	32.6	73.8	9.13	0.47
0993 ^{VPF}	10 08 06.70	51 50 52.30	UGC 5460	1081±2	0.83	-16.47	—	—	3.26	1093±1	90	114	10.29±0.32	36.8	55.1	8.77	8.77
0994	10 09 17.40	05 24 14.60	FGC 120A	1721±6	0.62	-15.31	6.05	-8.61	2.89	1717±8	89	119	1.05±0.29	5.0	6.4	8.17	2.13
0996	10 10 27.90	27 57 21.90	IC 2550	4779±3	1.29	-20.34	10.42	-10.86	2.59	4782±6	239	260	2.06±0.38	4.6	8.4	9.36	-1.06
0997	10 10 39.90	20 04 12.60	UGC 5489	3795±2	1.55	-20.32	10.72	-12.40	2.51	3823±3	433	451	6.00±0.49	7.9	18.9	9.63	-1.09
1000 ^{A1}	10 12 52.80	22 43 19.20	CGCG 123-024	1281±3	0.80	-16.05	8.16	-9.73	3.08	1281±6	104	119	0.59±0.31	3.3	3.1	7.67	-0.49
1001 ^V	10 12 59.90	39 46 16.90	ASK 314091	1339±9	0.33	-13.48	6.87	-9.71	3.13	1326±2	51	66	1.27±0.24	7.9	9.4	8.03	1.16
1002 ^{C2}	10 13 31.30	03 22 30.00	NGC 3165	1310±3	0.74	-17.22	—	—	5.25	1332±3	141	159	5.03±0.61	7.4	13.4	8.63	8.63
1003 ^{VF}	10 13 31.10	22 43 51.70	NGC 3162	1370±2	0.94	-18.89	—	—	2.66	1301±1	178	202	16.81±0.35	49.4	78.4	9.14	9.14
1005 ^V	10 13 58.90	07 01 26.40	UGC 5522	1222±8	0.70	-16.89	8.61	-10.40	2.80	1217±1	212	236	26.89±0.40	51.9	109.3	9.28	0.67
1006 ^{VRZPF}	10 14 14.30	03 27 59.40	NGC 3169	1319±22	2.28	-18.93	—	—	2.53	1236±1	425	485	47.47±0.52	54.5	151.0	9.54	9.54
1007	10 14 51.50	03 38 52.50	ASK 95840	1080±14	1.00	-13.48	—	—	2.41	1000±2	48	98	6.45±0.22	37.1	64.1	8.48	8.48
1008 ^{C3}	10 14 58.00	07 48 02.00	CGCG 036-069	8485±2	0.64	-19.52	9.51	-9.56	1.89	8494±16	186	252	1.55±0.27	5.6	9.7	9.73	0.22

Table A.1. – continued.

Source	RA (J2000.0)	Dec	Name	V_{opt} km/s	$g-z$ mag	M_g mag	M_* [log] M_{\odot}	$sSFR$ [log] yr^{-1}	rms mJy	$V_{\text{H I}}$ km/s	W_{50} km/s	W_{20} km/s	$F_{\text{H I}}$ Jy km/s	SNR	S/N	$M_{\text{H I}}$ [log] M_{\odot}	$\frac{M_{\text{H I}}}{M_*}$ [log]
1009 ^{NF}	10 15 26.50	64 38 08.90	ASK 63743	1659±2	0.30	-13.46	—	—	3.24	1650±18	92	148	1.23±0.36	4.3	6.5	8.21	8.21
1010 ^{NF}	10 15 40.60	52 32 02.90	ASK 194538	1151±4	-0.14	-13.17	—	—	3.28	1149±5	37	50	0.40±0.22	3.4	3.3	7.41	7.41
1011	10 15 47.90	37 44 58.40	ASK 340266	1271±1	0.42	-14.30	7.14	-9.27	2.46	1273±5	73	90	0.82±0.22	4.8	6.5	7.81	0.67
1012 ^{C3F}	10 15 55.00	02 41 07.70	UGC 5539	1288±2	0.16	-15.55	—	—	2.66	1244±18	61	138	1.36±0.29	6.2	10.8	7.99	7.99
1013 ^{NC3F}	10 16 21.70	37 46 48.60	UGC 5540	1162±2	0.55	-16.53	—	—	3.00	1163±3	94	144	6.13±0.33	21.5	34.8	8.60	8.60
1015	10 16 28.20	45 19 17.70	UGCA 208	1655±2	0.53	-17.06	8.50	-9.20	3.78	1659±4	164	188	3.89±0.48	7.2	13.3	8.71	0.21
1016	10 16 34.10	21 07 22.90	NGC 3177	1290±3	1.46	-18.39	9.85	-10.42	3.09	1301±4	187	209	3.93±0.41	6.7	15.4	8.51	-1.34
1018	10 17 02.30	03 38 45.60	ASK 96277	1038±2	0.41	-14.36	7.22	-9.28	2.54	1035±5	48	62	0.41±0.19	4.0	3.8	7.32	0.10
1019 ^{C1}	10 17 11.90	04 19 48.20	UGC 5551	1356±4	0.32	-15.57	—	—	3.92	1339±3	62	99	3.92±0.36	14.9	21.0	8.53	8.53
1020	10 17 38.60	21 41 17.60	NGC 3185	1238±3	1.33	-17.21	—	—	2.98	1225±5	244	270	2.28±0.45	7.3	8.1	8.21	-1.53
1022 ^{NR}	10 17 47.90	21 52 24.00	NGC 3187	1591±4	0.83	-17.91	—	—	2.90	1591±3	213	248	7.43±0.42	13.8	29.1	8.96	8.96
1024 ^{NC3RF}	10 18 06.70	21 49 58.80	NGC 3190	1208±3	1.70	-19.27	—	—	3.28	1296±22	440	530	4.60±0.70	6.0	11.1	8.57	8.57
1025 ^{ClA1}	10 18 10.30	07 08 34.70	ASK 230324	3779±3	0.68	-17.39	8.71	-9.80	2.68	3711±17	184	308	4.79±0.43	10.3	21.6	9.50	0.79
1026 ^{C1}	10 18 19.70	07 02 57.50	IC 0602	3779±4	1.07	-19.91	10.17	-10.08	3.32	3768±11	210	325	9.53±0.55	14.5	32.6	9.81	-0.56
1027	10 19 01.50	21 17 01.20	LSBC F567-01	1079±2	0.50	-15.96	7.95	-9.55	1.50	1078±2	57	86	1.60±0.13	17.9	23.3	7.96	0.06
1028	10 19 33.00	58 12 20.60	NGC 3182	2099±2	1.34	-19.59	10.15	-11.87	4.61	2243±79	234	396	2.98±0.85	3.0	7.0	8.88	-1.57
1029 ^{C1}	10 19 42.90	22 27 08.50	UGC 5574	1464±4	0.84	-16.43	8.53	-10.23	2.67	1465±7	135	169	2.41±0.32	7.1	12.8	8.40	-0.16
1031 ^{NF}	10 20 03.60	38 36 55.90	UGC 5577	2058±3	0.82	-17.93	—	—	2.28	2029±2	88	117	3.21±0.23	16.0	24.8	8.80	-0.69
1032	10 20 11.10	27 49 01.30	NGC 3204	4959±4	1.35	-20.22	10.47	-10.66	2.28	4965±4	322	346	3.18±0.39	7.7	12.7	9.58	0.87
1033 ^{C3}	10 20 13.90	06 48 09.40	PGC 3999200	3744±7	0.47	-16.90	6.56	-9.17	2.94	3762±15	59	160	2.27±0.34	9.5	16.5	9.19	2.08
1035	10 20 43.30	65 10 19.40	UGC 5576	3288±2	1.28	-19.43	10.14	-10.97	6.49	3315±11	193	220	1.75±0.89	3.3	3.2	8.97	-1.17
1036 ^{NF}	10 20 56.80	25 22 00.40	UGC 5588	1307±2	1.00	-17.27	—	—	4.66	1287±17	186	228	2.47±0.65	3.5	6.5	8.29	8.29
1037	10 21 17.30	19 39 06.30	NGC 3213	1340±4	1.13	-17.65	9.23	-10.64	2.32	1362±13	99	140	1.00±0.25	4.6	7.1	7.95	-1.27
1039	10 21 47.60	56 55 49.50	NGC 3206	1158±2	0.77	-17.49	8.75	-10.19	4.40	1156±1	159	193	23.60±0.57	44.7	70.5	9.18	0.43
1041 ^{NC3F}	10 22 19.80	21 34 06.90	NGC 3221	4123±4	1.98	-20.24	—	—	2.94	4131±5	485	570	23.93±0.64	24.4	60.8	10.29	10.29
1042	10 23 08.70	08 58 47.20	ASK 279019	4756±3	0.49	-17.74	6.09	-8.55	2.88	4756±3	176	194	2.84±0.37	7.5	12.2	9.49	3.24
1044 ^{C1}	10 23 21.60	20 01 38.20	2MASX J1032162+2001380	1158±5	1.09	-15.73	—	—	3.56	1229±29	123	264	3.73±0.53	7.0	15.6	8.47	8.47
1045	10 25 09.90	58 08 00.01	NGC 3225	2133±4	0.98	-18.61	9.44	-10.51	3.69	2131±1	248	274	13.29±0.56	21.0	37.8	9.46	0.62
1047 ^{A1}	10 25 46.40	05 39 06.70	CGCG 037-033	1154±2	0.35	-14.88	7.38	-10.54	2.24	1150±8	102	162	2.36±0.26	10.0	17.3	8.18	0.80
1049	10 25 53.10	14 21 47.30	UGC 5646	1374±4	0.90	-17.67	8.92	-10.14	2.56	1370±1	225	248	8.43±0.37	18.3	36.4	8.88	-0.09
1050 ^{C1}	10 26 30.99	20 16 59.50	PGC 4577915	1205±19	0.90	-13.17	—	—	1.28	1251±35	111	364	2.11±0.23	10.7	25.8	8.20	8.20
1052 ^N	10 29 43.40	36 16 17.80	KUG 1026+365	1169±2	0.35	-14.02	7.14	-9.42	2.23	1145±5	85	99	0.42±0.21	3.8	3.4	7.43	0.58
1053	10 30 49.70	23 57 54.20	PGC 1697033	1325±3	0.59	-15.74	8.07	-9.85	2.31	1324±6	49	70	0.45±0.18	5.1	4.5	7.57	-0.50
1054 ^{C1}	10 31 10.40	26 03 18.10	IC 2583	6127±2	1.37	-20.35	10.55	-12.14	2.25	6239±31	368	456	1.83±0.44	4.0	6.9	9.54	-1.01
1055 ^{C3}	10 31 29.98	24 52 10.00	NGC 3270	6247±3	1.67	-20.88	11.01	-11.84	3.23	6256±4	512	556	12.92±0.69	13.4	28.8	10.39	-0.63
1056	10 31 40.80	13 50 05.70	2MASX J1031407+135004	1282±2	0.52	-15.12	7.58	-9.49	2.44	1289±12	87	169	1.63±0.25	8.6	13.5	8.12	0.54
1057	10 31 56.70	22 05 49.40	PGC 4563662	1194±2	0.64	-14.04	7.35	-9.83	2.14	1199±5	155	169	1.06±0.29	4.1	5.8	7.87	0.52
1058	10 32 31.90	54 24 03.70	UGC 5720	1437±2	0.58	-18.33	8.98	-9.51	4.19	1436±9	118	165	3.39±0.50	7.5	12.3	8.53	-0.45
1059	10 32 34.80	65 02 27.90	NGC 3259	1679±3	1.19	-18.50	9.65	-10.66	4.85	1671±1	239	271	27.06±0.74	34.5	59.7	9.56	-0.09
1060 ^V	10 33 53.70	24 01 19.50	CGCG 124-037	5352±5	1.08	-19.56	9.90	-10.18	1.73	5350±4	260	274	1.40±0.26	4.4	8.2	9.29	-0.61
1062	10 34 29.80	35 15 24.30	UGC 5738	1524±4	0.81	-17.60	8.85	-9.98	3.05	1525±16	152	229	3.00±0.43	6.9	13.2	8.52	-0.33
1063	10 34 42.80	11 11 50.40	NGC 3279	1389±5	1.72	-17.85	9.98	-10.86	2.64	1388±11	325	366	2.91±0.47	5.4	10.1	8.42	-1.56
1064	10 34 47.30	21 38 53.70	NGC 3287	1273±4	0.90	-18.58	9.35	-10.21	2.39	1298±3	177	213	5.26±0.32	15.8	27.3	8.63	-0.72
1065	10 34 51.10	28 39 50.80	PGC 1842340	1323±7	0.57	-15.40	7.91	-10.15	1.70	1314±3	64	83	0.81±0.14	7.2	9.8	7.82	-0.09
1066	10 34 56.10	11 29 32.50	ASK 379436	1173±7	0.21	-13.96	6.97	-9.30	2.56	1163±4	83	96	0.56±0.23	4.2	4.0	7.57	0.59
1068	10 35 09.40	25 02 17.10	CGCG 124-039	5244±2	1.26	-19.31	10.02	-11.42	3.06	5222±7	132	147	0.88±0.34	2.9	4.1	9.07	-0.95
1070	10 35 22.70	37 40 17.90	KUG 1032+379B	1700±1	0.47	-17.13	8.37	-9.28	2.31	1703±5	75	114	1.89±0.23	11.0	15.6	8.42	0.05
1071	10 35 39.30	28 33 56.90	UGC 5749	4411±3	0.85	-19.93	9.85	-9.84	2.17	4412±7	146	177	1.34±0.26	6.1	8.4	9.10	-0.75
1072	10 35 42.00	26 07 33.00	CGCG 124-041	1395±2	0.71	-16.73	8.46	-9.70	2.90	1395±10	87	133	1.66±0.31	6.4	10.1	8.19	-0.27
1073 ^V	10 35 48.90	08 28 59.80	PGC 4017582	1127±5	0.05	-13.98	—	—	2.37	1163±7	81	132	1.84±0.25	9.5	14.3	8.08	8.08
1074 ^R	10 36 16.20	37 19 28.80	NGC 3294	1567±4	1.28	-19.72	10.24	-10.50	3.11	1586±2	395	415	10.84±0.59	11.3	29.1	9.12	-1.12

Table A.1. – continued.

Source	RA (J2000.0)	Dec	Name	V_{opt} km/s	$g-z$ mag	M_g mag	M_* [log] M_{\odot}	$sSFR$ [log] yr^{-1}	rms mJy	V_{HI} km/s	W_{50} km/s	W_{20} km/s	F_{HI} Jy km/s	SNR	S/N	M_{HI} [log] M_{\odot}	$\frac{M_{\text{HI}}}{M_*}$ [log]
1075 ^N	10 36 36.10	52 50 58.80	SBS 1033+531	948±1	0.31	-14.88	—	—	3.37	951±5	38	50	0.38±0.22	3.5	3.0	7.22	7.22
1077 ^{C1}	10 37 19.30	43 35 15.30	UGC 5771	7398±2	1.62	-21.16	11.14	-12.61	1.96	7428±8	416	438	0.99±0.37	3.7	4.0	9.42	-1.73
1079	10 38 07.90	10 22 51.00	CGCG 065-074	1149±3	0.63	-17.10	8.48	-9.58	2.42	1172±2	182	203	6.32±0.32	15.0	32.1	8.62	0.14
1080	10 38 25.70	47 42 36.60	PGC 2302994	1577±1	0.37	-15.26	7.47	-9.19	3.25	1570±4	69	101	2.11±0.30	10.0	12.9	8.40	0.93
1081 ^{NRF}	10 38 44.90	53 30 05.10	NGC 3310	958±2	0.76	-19.18	—	—	3.19	987±1	172	224	37.41±0.44	65.8	148.5	9.25	9.25
1082 ^{C3}	10 39 11.80	-00 24 34.10	IC 0632	5625±2	1.38	-21.53	10.40	-11.70	2.18	5623±8	325	390	5.93±0.39	11.2	24.7	9.96	-0.45
1083 ^{C1}	10 39 20.50	-00 12 00.80	NGC 3325	5606±2	1.35	-22.62	10.88	-12.15	2.33	5547±14	129	171	0.95±0.28	4.1	5.9	9.15	-1.73
1084 ^F	10 39 47.40	47 56 00.80	UGC 5798	1541±2	0.69	-16.88	8.99	—	3.16	1521±3	150	174	3.87±0.39	10.1	16.5	8.63	-0.36
1085 ^{C3}	10 40 28.40	09 10 57.10	NGC 3332	5833±3	1.42	-21.61	11.12	-12.58	2.35	5867±21	294	367	1.90±0.41	5.0	7.7	9.50	-1.62
1087 ^{C1}	10 41 31.20	37 18 46.20	NGC 3354	7206±3	1.51	-21.83	11.23	-12.50	1.46	7160±13	140	178	0.56±0.18	4.0	5.3	9.14	-2.09
1088 ^{C1}	10 41 50.70	38 43 00.40	UGC 5819	10777±3	1.68	-21.88	11.48	-12.84	1.92	10784±10	714	753	1.56±0.47	5.2	4.9	9.94	-1.83
1089 ^R	10 42 07.50	13 44 49.10	NGC 3338	1296±2	1.49	-18.58	9.94	-12.58	2.81	1299±1	306	346	42.61±0.48	60.1	143.7	9.54	-0.49
1090 ^{NF}	10 42 48.40	13 27 35.40	UGC 5832	1231±2	0.37	-17.68	7.88	-10.44	2.57	1215±6	84	158	4.20±0.30	16.7	29.5	8.47	0.49
1091 ^{C1}	10 42 52.40	13 44 27.80	ASK 431284	1158±2	0.68	-13.84	7.23	-9.70	1.95	1301±8	313	343	1.64±0.33	5.1	7.9	8.13	0.89
1092 ^{NUF}	10 43 05.50	13 30 37.30	CGCG 065-090	1266±4	-0.06	-15.32	—	—	2.56	1261±6	65	109	1.81±0.25	10.1	14.4	8.14	8.14
1093	10 43 38.90	14 52 18.60	NGC 3346	1249±5	1.19	-18.42	9.57	-10.42	2.11	1254±1	161	183	11.16±0.26	37.7	69.1	8.93	-0.44
1096	10 45 09.80	15 26 59.40	PGC 3090611	1222±1	0.65	-14.60	7.51	-9.63	1.79	1180±5	113	128	0.43±0.19	4.1	3.7	7.46	-0.66
1097	10 45 22.40	55 57 37.30	NGC 3353	941±1	0.68	-17.05	8.47	-9.45	3.85	939±2	84	124	8.11±0.40	24.6	38.0	8.54	0.66
1098	10 46 12.60	01 48 47.80	NGC 3365	996±2	0.92	-17.50	8.96	-10.17	1.91	985±1	232	255	32.03±0.28	90.3	182.7	9.18	0.75
1099 ^{NZP}	10 46 34.90	13 45 03.00	NGC 3367	2967±303	1.41	-19.98	—	—	2.92	3039±2	228	259	12.50±0.43	20.2	46.7	9.75	9.75
1100 ^R	10 46 36.90	63 13 27.20	NGC 3359	1012±5	0.97	-18.54	9.29	-11.60	4.77	1013±1	256	280	70.91±0.74	77.9	154.3	9.54	0.55
1101 ^{C3}	10 46 42.50	25 55 53.50	UGC 5881	6171±2	1.41	-20.45	10.63	-10.69	1.85	6173±18	373	416	1.43±0.34	3.4	6.5	9.42	-1.22
1103 ^{C3}	10 47 41.50	11 04 37.40	UGC 5897	2703±4	1.12	-19.19	9.87	-10.97	3.12	2719±2	293	317	11.32±0.51	17.4	35.0	9.61	-0.26
1104 ^F	10 47 45.80	56 05 28.00	UGC 5888	1239±2	-0.68	-16.36	7.97	-9.92	4.32	1239±1	98	122	7.57±0.44	17.8	29.3	8.75	8.75
1105 ^{NRF}	10 47 47.70	12 34 14.80	NGC 3379	920±4	1.47	-20.15	—	—	1.79	959±6	73	100	0.70±0.17	6.3	7.6	7.49	7.49
1106	10 47 54.60	00 48 45.10	CGCG 010-016	4855±3	0.86	-18.85	9.46	-9.89	2.77	4870±9	203	233	1.63±0.39	4.7	6.8	9.27	-0.18
1108	10 48 11.90	04 59 54.80	NGC 3386	10280±3	1.53	-21.60	11.20	-11.99	1.93	10272±14	207	271	2.38±0.29	6.1	13.8	10.08	-1.18
1109	10 48 12.20	28 36 06.40	NGC 3380	1587±4	1.22	-18.87	9.74	-10.77	3.04	1610±5	109	129	1.11±0.32	5.1	5.8	8.14	-1.09
1110	10 48 24.80	34 42 41.00	NGC 3381	1627±2	0.77	-18.82	9.20	-9.90	3.50	1628±2	77	133	11.85±0.37	37.9	63.6	9.18	-0.89
1112 ^{NC3ZF}	10 49 17.80	12 25 02.20	CGCG 066-029	1172±110	0.85	-14.79	—	—	2.71	1374±2	63	100	3.53±0.25	19.3	27.1	8.51	8.51
1114 ^{C1}	10 49 49.97	32 58 48.30	NGC 3395	1624±1	0.45	-18.51	8.88	-9.14	2.19	1624±1	130	210	26.41±0.29	84.5	174.7	9.53	0.55
1115 ^{C1}	10 49 55.10	32 59 26.90	NGC 3396	1704±2	0.60	-18.90	9.21	-9.47	2.87	1657±2	106	210	23.26±0.38	62.7	130.3	9.49	0.65
1116 ^{NP}	10 50 18.90	13 16 18.60	UGC 5944	1033±11	0.13	-15.33	—	—	1.05	809±4	32	45	0.11±0.07	4.3	3.0	6.53	6.53
1117 ^{C3}	10 50 39.80	65 43 37.90	NGC 3394	3399±4	1.10	-20.05	10.07	-11.27	2.94	3401±2	284	297	3.70±0.47	6.4	12.3	9.31	-0.51
1120 ^{NC1R}	10 51 46.50	32 54 00.10	NGC 3424	1592±5	1.70	-18.38	—	—	3.16	1499±4	344	381	12.77±0.57	12.5	36.1	9.14	9.14
1121	10 53 08.10	33 54 37.30	NGC 3442	1728±4	0.70	-18.22	9.01	-9.60	2.82	1729±10	126	182	2.75±0.35	7.7	14.4	8.60	-0.41
1122 ^{NC3P}	10 53 23.99	16 46 20.70	NGC 3447a	1054±6	0.70	-15.96	—	—	2.64	1064±1	108	149	23.15±0.30	81.2	140.1	9.10	9.10
1123 ^{C1}	10 53 29.60	16 43 59.60	PGC 4578229	1073±4	0.20	-13.49	6.79	-9.25	2.58	1077±1	99	145	20.03±0.29	77.5	129.4	9.05	2.26
1124 ^{NC1ZPF}	10 53 29.60	16 47 09.60	NGC 3447b	1054±65	0.01	-14.84	6.76	—	2.68	1079±1	100	146	20.22±0.30	74.3	124.8	9.06	2.29
1126 ^{NFA1}	10 54 21.90	27 14 22.10	NGC 3451	1356±2	1.04	-18.19	—	—	2.55	1334±3	235	261	6.10±0.38	11.5	25.9	8.72	8.72
1127 ^{NC1P}	10 54 29.50	17 20 38.50	NGC 3454	1092±5	1.16	-17.24	—	—	2.64	1099±1	203	230	12.26±0.37	35.3	54.0	8.85	8.85
1128	10 54 29.70	60 43 26.80	ASK 92234	1321±2	0.56	-15.20	7.67	-9.54	2.81	1331±34	77	145	0.60±0.31	2.9	4.1	7.71	0.04
1129	10 55 39.20	02 23 44.70	CGCG 038-051	1021±1	-0.20	-15.09	6.92	-8.71	2.49	1028±6	97	135	2.03±0.27	8.5	13.7	8.02	1.10
1130 ^{C3}	10 55 44.50	17 00 18.00	CGCG 095-070	1137±5	0.70	-15.92	8.11	-9.81	2.36	1129±11	131	176	1.27±0.29	5.8	7.8	7.88	-0.23
1131	10 56 13.90	12 00 40.60	LSBC D640-13	1001±1	-0.97	-14.43	6.79	-8.76	2.34	989±4	48	80	1.46±0.19	11.0	14.9	7.84	1.05
1133	10 56 20.10	31 16 13.10	2MASX J10562004+3116126	1281±1	0.48	-15.21	7.59	-9.40	1.43	1270±3	80	96	0.61±0.13	6.1	7.8	7.67	0.08
1135 ^{C1}	10 57 19.00	17 16 23.00	2MASX J10571931+1716228	9256±5	1.12	-19.82	10.08	-10.30	4.29	9265±9	289	314	3.27±0.69	3.7	7.2	10.13	0.05
1137	10 57 38.10	13 58 44.50	LSBC F640-V02	1243±2	0.20	-14.07	6.66	-8.78	2.57	1240±4	82	109	1.85±0.25	9.6	13.1	8.13	1.48
1139 ^F	10 58 53.40	50 10 00.00	ASK 183866	6392±4	0.63	-17.20	—	—	2.90	6378±7	59	77	0.40±0.23	3.4	2.9	8.89	8.89
1140 ^{C1}	10 59 09.00	61 31 50.40	NGC 3471	2112±2	1.13	-19.26	10.05	-10.23	4.14	2123±10	166	200	1.98±0.54	4.8	6.1	8.64	-1.41

Table A.1. – continued.

Source	RA (J2000.0)	Dec	Name	V_{opt} km/s	$g-z$ mag	M_g mag	M_* [log] M_{\odot}	$sSFR$ [log] yr^{-1}	rms mJy	V_{HI} km/s	W_{50} km/s	W_{20} km/s	F_{HI} Jy km/s	SNR	S/N	M_{HI} [log] M_{\odot}	$\frac{M_{\text{HI}}}{M_*}$ [log]
1141 ^{C1}	10 59 10.80	61 41 06.50	ASK 155380	2060±3	0.57	-14.76	7.47	-9.44	2.95	2119±7	156	187	2.14±0.37	6.3	9.6	8.67	1.20
1142 ^{C3}	10 59 27.40	46 07 20.50	NGC 3478	6644±4	1.57	-21.33	11.08	-11.77	3.11	6666±9	478	516	4.33±0.64	5.7	10.4	9.97	-1.11
1143	11 00 00.20	54 25 31.60	MCG +09-18-066	1004±3	0.50	-14.34	7.01	-9.21	2.96	993±1	39	61	2.50±0.21	21.8	22.4	8.07	1.06
1144 ^{NF}	11 00 01.10	14 50 17.40	NGC 3485	1471±3	1.25	-18.47	—	—	2.38	1433±1	132	157	15.83±0.28	61.4	95.8	9.20	9.20
1145	11 00 23.80	16 41 31.70	UGC 6083	940±2	0.92	-15.54	8.19	-10.19	2.61	948±3	164	183	2.69±0.33	8.0	13.3	8.06	-0.13
1148	11 01 23.60	57 40 39.60	NGC 3488	2996±5	1.09	-19.52	9.91	-9.28	4.23	2998±5	247	282	6.87±0.66	8.9	17.0	9.47	-0.43
1150	11 01 50.95	16 36 25.00	UGC 6104	2945±3	0.70	-18.54	9.13	-9.96	3.77	2942±5	231	262	5.54±0.56	7.9	15.9	9.36	0.24
1151 ^{C3}	11 01 58.98	45 13 40.90	UGC 6103	5994±3	1.09	-20.63	10.38	-10.05	3.05	6002±5	172	259	1.98±0.45	4.8	8.1	9.54	-0.85
1152	11 02 07.40	54 27 18.30	MCG +09-18-070	2864±2	0.55	-17.46	6.09	-9.94	2.77	2868±14	91	144	1.30±0.31	5.4	8.1	8.71	2.62
1153 ^{NP}	11 02 35.20	16 44 05.20	UGC 6112	1027±7	0.52	-16.30	—	—	3.31	1028±1	168	190	10.89±0.42	22.7	42.2	8.75	8.75
1156 ^{C1A1}	11 03 59.80	27 56 16.10	PGC 4571781	1424±3	0.69	-13.45	6.99	-9.70	2.28	1375±2	191	209	4.37±0.31	10.4	22.9	8.60	1.61
1157 ^{C3}	11 04 02.90	28 02 12.50	NGC 3512	1371±2	1.32	-18.75	9.68	-10.77	3.21	1371±4	207	241	7.46±0.46	12.3	26.7	8.83	-0.85
1158	11 04 34.50	16 03 42.40	UGC 6137	6288±2	1.49	-21.08	10.95	-12.28	1.58	6270±25	355	450	2.34±0.31	5.3	12.8	9.65	-1.30
1159 ^{C1}	11 04 36.90	45 07 30.70	UGC 6135	6486±2	1.55	-21.34	10.79	-10.44	1.67	6498±28	165	252	0.98±0.24	4.4	7.5	9.30	-1.49
1161 ^{WA1}	11 05 32.50	17 38 22.50	2MASX J11053253+1738228	1039±3	0.75	-16.24	8.30	-10.00	1.56	1037±5	95	131	1.55±0.17	10.6	16.9	7.90	-0.40
1162	11 06 04.60	43 19 51.90	UGC 6149	3226±3	1.08	-18.87	9.66	-10.26	3.32	3212±17	248	332	4.28±0.56	6.9	13.5	9.33	-0.54
1165	11 07 03.40	12 03 36.10	UGC 6169	1548±5	1.10	-17.42	9.16	-10.40	2.74	1548±1	252	269	8.47±0.42	14.3	32.2	8.99	-0.54
1167	11 08 02.90	53 37 00.20	UGC 6182	1234±1	0.31	-16.95	6.91	-9.56	4.36	1224±2	87	127	7.72±0.45	25.5	31.4	8.75	2.68
1168 ^{C1}	11 08 19.90	53 36 27.80	ASK 235925	1184±3	0.27	-14.05	6.07	-9.09	3.42	1207±6	72	109	1.94±0.33	8.2	11.0	8.13	1.34
1169	11 08 33.90	04 49 54.80	NGC 3535	6926±2	1.42	-21.41	10.99	-11.31	3.05	6909±14	422	476	3.35±0.61	5.2	8.7	9.88	-1.34
1170	11 08 39.50	47 31 53.70	2MASX J11083946+4731541	1422±2	0.75	-15.77	8.09	-9.88	1.54	1420±7	91	126	0.96±0.16	6.9	10.8	7.97	-0.91
1172	11 09 25.30	10 50 02.70	CGCG 067-014	1555±8	0.72	-16.71	8.45	-9.88	2.76	1556±3	60	81	1.62±0.23	10.0	12.5	8.28	-0.54
1173	11 09 23.30	-00 05 51.70	IC 0673	3843±5	1.41	-20.56	10.10	-10.68	2.71	3854±4	319	372	8.61±0.48	17.9	29.3	9.79	-0.54
1174	11 09 36.50	50 55 36.20	UGC 6202	893±3	0.76	-15.00	7.84	-9.86	3.80	903±3	135	159	4.39±0.44	9.7	16.5	8.24	0.40
1175	11 09 51.70	62 17 30.60	UGC 6199	4760±2	1.68	-19.87	10.46	-10.89	4.29	4759±20	401	468	4.79±0.85	4.8	9.1	9.72	-0.94
1176	11 09 55.90	10 43 15.00	NGC 3547	1584±2	0.80	-18.50	9.23	-9.75	2.86	1588±8	150	238	6.27±0.41	14.5	29.6	8.89	-0.94
1177	11 10 44.80	04 50 47.20	UGC 6216	5800±2	1.63	-20.06	10.67	-11.10	2.78	5799±6	436	459	3.29±0.54	5.3	9.2	9.73	-0.94
1178	11 10 45.20	12 00 58.10	NGC 3559	3233±3	1.03	-19.47	9.76	-10.61	2.66	3239±7	208	254	3.63±0.39	8.4	15.6	9.26	-0.49
1179	11 10 54.50	09 37 18.60	2MASX J11105448+0937188	1588±1	0.22	-16.58	7.96	-9.15	2.49	1587±7	93	149	2.39±0.28	10.6	16.4	8.46	0.54
1181	11 10 56.50	61 20 49.20	NGC 3543	1673±2	1.14	-17.34	9.13	-10.23	3.23	1660±3	164	186	3.69±0.41	9.6	14.8	8.69	-0.49
1182	11 10 56.90	53 23 15.90	NGC 3549	2847±3	1.37	-20.28	10.51	-11.49	8.13	2855±4	419	441	16.85±1.57	6.7	16.7	9.82	-0.49
1183	11 11 06.40	43 37 58.80	IC 0674	7503±2	1.52	-21.19	11.00	-12.35	4.12	7520±11	506	558	7.21±0.88	6.2	12.6	10.29	-0.71
1184 ^N	11 11 28.30	06 54 27.00	UGC 6233	1592±4	1.01	-17.50	—	—	1.67	1598±13	203	259	1.43±0.25	6.2	10.0	8.25	8.25
1185	11 12 03.90	28 29 10.90	UGC 6241	1551±2	0.86	-16.95	8.68	-9.96	2.26	1550±12	127	174	1.29±0.28	5.7	8.4	8.18	-0.51
1186 ^{NF}	11 12 17.30	65 13 35.10	UGC 6237	1032±2	-0.60	-14.90	—	—	5.63	1065±3	108	134	5.21±0.60	9.5	14.7	8.45	8.45
1188 ^{A1}	11 12 39.80	09 03 21.00	IC 0676	1412±3	1.37	-18.26	9.69	-10.30	1.85	1437±26	145	235	1.19±0.26	4.9	8.8	8.07	-1.62
1189	11 12 52.00	10 11 59.30	UGC 6248	1302±13	0.50	-15.01	6.08	-10.30	2.32	1284±1	29	46	1.52±0.15	22.9	20.1	8.08	2.01
1190 ^{C3}	11 13 00.20	07 51 42.70	CGCG 039-068	1396±2	0.70	-16.59	8.47	-9.80	2.90	1395±8	86	126	1.41±0.30	6.8	8.7	8.12	-0.35
1192 ^{NF}	11 13 20.10	59 54 29.40	UGC 6249	1035±3	0.85	-16.28	6.08	—	5.59	1057±1	99	117	10.81±0.56	20.6	32.2	8.77	2.68
1193 ^{C3}	11 13 40.99	47 34 42.10	UGC 6255	5464±4	1.33	-20.53	10.59	-10.39	3.17	5481±8	342	373	3.20±0.56	5.0	8.9	9.67	-0.92
1194 ^{C1}	11 13 43.60	53 38 48.30	PGC 2446875	928±3	0.51	-12.87	6.60	-9.23	3.66	929±2	46	66	1.97±0.28	13.1	13.2	7.92	1.32
1195 ^{C3}	11 13 44.90	48 16 21.70	NGC 3577	5333±3	1.45	-20.08	10.50	-12.21	3.81	5341±8	116	158	2.66±0.44	7.1	10.6	9.56	-0.93
1196	11 13 56.50	12 18 03.80	IC 0677	3241±4	1.11	-19.55	9.95	-10.45	3.24	3245±14	295	352	5.09±0.56	5.9	15.1	9.41	-0.54
1197	11 14 10.90	48 19 06.60	NGC 3583	2105±3	1.64	-19.94	10.53	-10.47	3.30	2129±1	332	359	19.08±0.58	21.0	52.5	9.62	-0.91
1198	11 14 27.40	17 15 35.90	NGC 3592	1299±4	1.20	-17.23	9.20	-10.79	3.12	1291±6	187	210	2.44±0.42	5.2	9.5	8.29	-0.91
1199	11 14 37.20	30 18 50.90	UGC 6271	2003±4	1.22	-17.77	9.40	-10.42	2.74	1998±4	219	242	2.71±0.39	6.9	11.0	8.72	-0.68
1200 ^{NFF}	11 15 06.90	14 47 08.30	NGC 3596	1214±4	1.26	-18.74	—	—	2.54	1194±1	115	140	18.35±0.28	66.7	111.8	9.10	9.10
1202	11 15 43.80	13 46 56.10	IC 2666	7472±3	1.47	-21.47	11.11	-12.34	1.90	7486±25	455	523	1.72±0.39	3.9	6.9	9.67	-1.44
1203	11 16 26.30	04 20 11.40	CGCG 039-094	1094±3	0.96	-15.33	8.32	—	1.68	1101±3	144	159	1.17±0.20	7.0	9.7	7.84	-0.48
1204	11 17 40.20	38 03 09.20	UGC 6307	1938±3	0.85	-17.35	8.88	-10.38	3.55	1957±1	195	211	8.24±0.48	14.4	27.5	9.18	0.30
1205 ^{C2}	11 17 46.50	51 28 35.70	UGC 6309	2850±3	1.19	-19.48	9.94	-10.25	4.93	2881±12	226	271	4.33±0.75	5.2	9.6	9.24	-0.70

Table A.1. – continued.

Source	RA (J2000.0)	Dec	Name	V_{opt} km/s	$g-z$ mag	M_g mag	M_* [log] M_{\odot}	$sSFR$ [log] yr^{-1}	rms mJy	V_{HI} km/s	W_{50} km/s	W_{20} km/s	F_{HI} Jy km/s	SNR	S/N	M_{HI} [log] M_{\odot}	$\frac{M_{\text{HI}}}{M_*}$ [log]
1206 ^{C3}	11 17 50.60	26 37 32.80	NGC 3609	8099±3	1.58	-21.74	11.29	-12.53	1.42	8102±20	433	503	1.35±0.29	4.9	7.4	9.63	-1.66
1208 ^{C3R}	11 18 21.30	45 44 53.50	NGC 3614	2327±4	1.17	-19.37	9.98	-12.22	2.47	2329±1	287	314	20.87±0.40	44.7	82.3	9.74	-0.24
1209	11 18 28.10	45 18 46.40	PGC 2262856	2791±2	0.69	-16.03	6.08	-10.17	3.20	2782±4	131	152	2.43±0.36	7.1	11.0	8.96	2.88
1211	11 18 36.30	63 16 50.30	Mrk 01165	3212±3	0.65	-19.00	9.30	-9.74	4.54	3210±8	137	168	2.53±0.54	5.1	7.8	9.10	-0.20
1212	11 19 33.20	09 35 44.20	ASK 271488	985±2	-0.14	-14.39	6.27	-8.42	2.26	985±3	53	79	1.57±0.19	13.0	15.8	7.87	1.60
1213 ^{NP}	11 19 33.20	03 00 53.30	CGCG 039-120	1237±2	0.59	-15.39	—	—	1.72	1252±27	82	168	0.65±0.21	4.6	6.8	7.69	7.69
1214	11 19 45.90	59 16 49.90	UGC 6335	2918±9	0.52	-18.42	9.21	-9.95	3.87	2926±1	59	80	6.23±0.32	28.0	34.4	9.41	0.20
1215	11 20 12.40	67 14 29.60	NGC 3622	1601±2	0.66	-17.86	8.88	-9.76	4.95	1314±2	155	178	8.78±0.61	12.1	23.6	8.86	-0.01
1216 ^R	11 20 14.70	02 31 25.20	UGC 6345	1620±1	-0.55	-17.14	8.20	—	2.80	1594±1	100	137	16.18±0.30	59.5	95.6	9.30	1.10
1217	11 20 26.20	03 35 08.20	NGC 3633	2596±4	1.69	-18.88	10.23	-10.07	1.84	2595±9	309	355	2.94±0.32	7.4	15.0	8.98	-1.26
1218 ^{C3}	11 20 31.30	57 46 53.00	NGC 3625	1937±5	0.95	-18.25	9.34	-10.23	3.81	1947±2	248	269	5.95±0.58	10.1	16.4	9.04	-0.20
1219	11 20 31.80	26 57 48.10	NGC 3629	1513±5	0.33	-18.58	9.02	-9.89	2.95	1506±1	206	236	15.59±0.42	27.4	60.9	9.23	0.21
1220 ^F	11 20 37.30	64 01 08.20	ASK 105593	1199±2	-0.01	-14.29	—	-8.45	3.75	1209±2	49	75	2.27±0.30	12.7	14.2	8.21	8.21
1221 ^{NC3}	11 20 39.90	31 13 19.10	UGC 6355	2188±2	0.69	-16.02	—	—	2.50	2177±2	183	212	6.54±0.34	16.6	32.0	9.17	9.17
1222 ^{NRZPF}	11 20 59.30	53 11 25.70	NGC 3631	1154±34	1.30	-18.27	—	—	3.62	1154±1	111	136	29.42±0.39	76.3	127.9	9.28	9.28
1225	11 21 32.20	39 17 58.50	UGC 6372	1923±3	0.59	-16.23	8.29	-9.86	2.46	1917±3	171	189	2.35±0.31	8.5	12.1	8.62	0.22
1226	11 21 32.90	02 48 37.50	NGC 3644	7143±3	1.51	-20.74	10.81	-10.61	2.18	7136±9	393	430	2.75±0.41	5.9	10.4	9.83	-0.98
1228	11 21 51.30	03 24 17.40	NGC 3640A	1192±4	0.19	-14.23	7.18	-10.08	2.83	1172±5	81	115	2.18±0.28	10.1	14.1	8.16	0.67
1229	11 22 02.60	42 49 09.30	UGC 6383	3183±2	0.82	-18.16	9.21	-9.97	3.35	3177±14	226	286	3.48±0.52	6.1	11.4	9.22	0.67
1231 ^R	11 22 17.90	59 04 28.20	NGC 3642	1571±3	1.16	-19.63	9.90	-10.48	4.50	1583±1	88	108	13.86±0.43	37.9	54.1	9.22	0.67
1232	11 22 18.60	13 03 54.10	IC 2763	1571±2	0.74	-16.95	8.52	-9.79	1.90	1574±4	120	151	2.08±0.27	10.1	16.6	8.40	-0.12
1233	11 22 23.20	13 04 40.10	IC 2767	1079±3	0.45	-14.25	7.20	-9.65	2.64	1079±7	93	123	1.38±0.27	5.8	8.9	7.89	0.64
1234 ^{C3}	11 22 25.30	53 41 16.40	MCG +09-19-052	2946±8	0.89	-17.72	9.39	—	3.97	2943±5	137	152	1.83±0.45	4.5	6.5	8.88	-0.54
1235	11 22 35.70	58 58 40.50	PGC 2584984	1259±2	0.31	-14.64	7.22	-9.11	4.75	1262±6	75	98	1.70±0.44	5.4	6.9	8.12	0.30
1236	11 22 39.00	37 45 54.30	NGC 3652	1989±2	0.90	-18.75	9.54	-9.77	3.16	1995±1	233	256	15.00±0.47	25.2	51.5	9.46	-0.02
1237 ^{C1}	11 22 39.99	13 19 49.90	IC 2776	4131±2	0.53	-18.43	8.88	-9.43	2.85	4142±5	113	160	3.82±0.33	11.9	20.7	9.50	0.02
1238 ^{ClA1}	11 22 50.70	12 20 41.50	IC 2781	1547±1	0.44	-15.17	7.45	-9.35	2.39	1548±13	106	165	1.42±0.28	6.7	9.5	8.22	0.86
1240 ^{C1}	11 23 02.10	34 29 51.70	UGC 6397	6227±3	1.75	-20.40	10.94	-11.14	1.31	6235±3	475	492	2.18±0.27	6.0	12.4	9.61	-1.33
1241	11 23 06.96	39 57 24.20	ASK 505696	1946±2	0.65	-15.06	7.76	-9.71	1.50	1970±4	66	77	0.26±0.12	3.4	3.5	7.69	-0.67
1242 ^{A1}	11 23 07.00	30 28 44.10	KUG 1120+307	1610±1	0.61	-16.73	8.27	-9.48	3.27	1616±9	95	151	2.55±0.37	8.4	13.3	8.51	0.21
1243 ^{C1}	11 23 10.70	34 29 23.00	CGCG 185-053	6364±4	1.61	-19.10	10.28	-10.83	3.20	6374±19	425	488	3.42±0.64	4.7	8.5	9.83	-0.15
1245	11 23 19.10	-00 55 21.40	UGC 6402	2616±2	1.11	-19.60	9.55	-10.03	2.75	2609±6	263	298	5.61±0.44	8.3	20.7	9.26	-0.20
1246	11 23 20.50	-03 07 50.80	ASK 10269	2698±3	0.74	-16.57	8.05	-9.58	2.03	2696±24	99	157	0.57±0.23	3.5	4.6	8.30	0.24
1248 ^{C3}	11 24 05.90	45 48 39.80	UGC 6410	5596±5	1.24	-19.96	10.10	-12.09	3.14	5597±4	174	204	4.18±0.41	9.9	16.5	9.80	-0.20
1251 ^{ZFP}	11 24 10.60	27 00 51.10	UGC 6415	9967±54	1.57	-21.07	11.06	—	4.12	9975±26	525	597	4.16±0.91	3.8	7.1	10.30	-0.76
1252	11 24 13.20	26 14 43.50	FGC 1240	1485±4	0.42	-14.56	7.37	-9.59	2.84	1487±3	127	144	2.11±0.32	6.9	10.9	8.35	0.99
1253 ^{NC1F}	11 24 25.80	03 19 46.10	NGC 3664	1382±2	0.67	-17.14	—	—	2.08	1369±1	98	147	17.93±0.23	88.8	143.8	9.21	9.21
1254 ^{C1}	11 24 25.00	03 13 16.40	NGC 3664A	1328±2	0.21	-15.09	7.84	—	2.25	1360±1	119	151	14.77±0.26	58.8	99.8	9.12	1.28
1255	11 24 25.80	27 27 23.10	UGC 6421	1489±7	0.53	-15.93	8.08	-9.92	2.80	1058±1	166	182	6.81±0.35	16.8	31.3	8.87	0.79
1256 ^R	11 24 26.10	11 20 31.90	NGC 3666	1062±4	1.27	-18.18	9.65	-11.44	2.29	1058±1	254	272	25.06±0.35	48.6	113.9	9.13	-0.52
1257	11 24 40.30	14 56 47.40	UGC 6424	4156±4	1.09	-18.71	9.61	-10.28	2.53	4155±4	267	286	3.39±0.39	6.7	13.5	9.45	-0.16
1259	11 24 44.50	15 16 31.40	ASK 433202	1118±3	0.43	-14.56	7.29	-9.46	3.11	1128±7	127	148	1.65±0.35	4.4	7.8	8.01	0.71
1261	11 25 19.00	63 43 45.20	UGC 6429	3724±5	0.94	-19.77	9.83	-11.53	4.89	3723±1	59	78	6.93±0.40	22.9	30.3	9.67	-0.17
1263	11 25 26.80	57 43 16.40	NGC 3669	1837±3	0.87	-18.59	9.35	-9.83	3.93	1843±4	209	249	8.86±0.57	12.4	25.8	9.16	-0.18
1265 ^{C1}	11 25 31.80	38 03 38.00	UGC 6433	2110±1	0.29	-17.70	8.45	-9.26	3.00	2111±3	101	137	5.38±0.33	16.9	29.4	9.06	0.61
1268	11 25 53.50	09 59 14.90	IC 0692	1158±4	0.67	-17.18	8.56	-9.66	2.23	1156±2	53	93	2.80±0.20	21.3	28.6	8.25	-0.30
1269 ^{C3}	11 26 01.00	01 59 02.80	UGC 6440	6822±4	1.28	-20.77	10.64	-10.59	1.94	6838±9	339	364	1.79±0.34	3.9	8.2	9.61	-1.03
1270	11 26 08.30	04 03 44.50	PGC 1262899	1522±2	0.32	-15.23	7.50	-9.23	1.60	1520±8	60	99	0.66±0.15	7.0	8.9	7.87	0.37
1271 ^{C3}	11 26 17.80	46 58 26.70	NGC 3677	7461±3	1.39	-21.49	10.95	-10.60	1.58	7487±24	420	510	1.97±0.32	5.2	9.9	9.73	-1.22
1272	11 26 34.00	11 26 24.20	IC 2822	3207±3	0.80	-18.46	9.25	-10.12	1.66	3205±1	225	247	7.28±0.24	24.3	48.2	9.56	0.30
1273	11 26 44.30	59 09 19.50	IC 0691	1201±1	1.03	-17.06	8.97	-9.41	4.87	1204±6	107	149	5.14±0.55	9.8	16.8	8.56	-0.41

Table A.1. – continued.

Source	RA (J2000.0)	Dec	Name	V_{opt} km/s	$g-z$ mag	M_g mag	M_* [log] M_{\odot}	$sSFR$ [log] yr^{-1}	rms mJy	$V_{\text{H I}}$ km/s	W_{50} km/s	W_{20} km/s	$F_{\text{H I}}$ Jy km/s	SNR	S/N	$M_{\text{H I}}$ [log] M_{\odot}	$\frac{M_{\text{H I}}}{M_*}$ [log]
1274 ^V	11 26 50.50	64 08 16.80	UGC 6448	984±2	0.55	-16.44	—	—	6.67	987±4	92	118	4.64±0.67	8.3	12.0	8.34	8.34
1275	11 27 10.90	08 43 51.70	IC 2828	1034±2	0.20	-16.39	7.63	-8.98	1.72	1042±2	48	77	1.85±0.14	20.5	25.8	7.98	0.36
1276	11 27 12.20	-00 59 40.70	UGC 6457	966±2	0.53	-16.00	7.97	-9.61	2.10	962±1	80	99	4.81±0.19	29.1	42.4	8.33	0.37
1277	11 27 19.20	59 37 35.90	UGC 6452	5114±5	0.98	-20.05	10.03	-9.96	3.65	5116±8	281	317	4.35±0.59	6.3	11.6	9.74	-0.29
1278	11 27 31.80	56 52 37.40	NGC 3683	1709±4	1.73	-18.50	10.27	-10.83	3.70	1710±8	356	421	14.24±0.70	11.8	33.8	9.30	-0.96
1279	11 28 24.00	09 24 27.40	NGC 3692	1704±3	1.47	-18.89	10.03	-11.62	2.52	1718±2	406	424	7.64±0.48	12.6	24.9	9.04	-1.00
1280 ^{C1}	11 28 31.00	09 06 15.90	IC 2857	6316±5	1.61	-19.55	10.46	-10.79	3.42	6313±6	407	437	6.63±0.65	6.9	15.7	10.11	-0.35
1282 ^{C1}	11 29 03.00	09 06 43.00	IC 0698	6238±4	1.43	-20.47	10.73	-10.21	2.58	6224±12	424	477	3.52±0.51	6.0	10.8	9.82	-0.92
1283 ^{C3}	11 29 06.50	08 59 18.90	IC 0699	6190±3	1.56	-20.59	10.86	-12.28	2.58	6235±8	481	514	4.49±0.53	5.6	12.9	9.92	-0.93
1284 ^F	11 29 11.50	57 08 18.60	NGC 3683A	2395±2	1.15	-19.68	6.37	-8.51	5.73	2428±2	257	274	14.43±0.88	11.2	26.0	9.61	3.24
1285	11 29 59.40	63 13 24.10	SHOC330	1059±1	0.16	-14.05	6.93	-9.17	4.30	1058±14	73	120	1.69±0.44	5.0	7.6	7.96	1.03
1286 ^{VRF}	11 30 02.60	09 16 59.20	NGC 3705	1171±2	1.85	-18.22	—	—	3.17	1092±6	200	359	25.45±0.56	38.7	94.2	9.17	9.17
1287	11 30 17.30	58 08 02.00	CGCG 291-076	1447±7	0.73	-16.93	8.64	-10.22	3.16	1446±2	85	111	4.85±0.31	18.6	27.5	8.69	0.05
1288	11 30 27.70	36 44 14.30	Mrk 0424	1947±2	0.53	-17.18	8.40	-9.41	2.67	1933±3	103	118	1.31±0.27	5.8	8.0	8.37	-0.05
1289 ^{C1}	11 31 03.70	54 24 29.30	ASK 236854	5685±1	0.49	-17.08	6.43	-9.01	1.71	5674±31	91	163	0.54±0.20	3.3	5.4	8.93	2.50
1290	11 31 07.41	35 35 23.00	KUG 1128+358	1882±2	0.80	-16.84	8.61	-9.91	2.79	1898±5	133	167	2.85±0.33	8.4	14.6	8.69	0.05
1291 ^{A1}	11 31 08.90	13 34 13.40	ASK 433348	1019±3	0.40	-13.31	6.77	-9.29	1.09	1015±5	50	69	0.28±0.08	5.1	6.1	7.15	0.04
1292	11 31 09.54	36 36 02.50	KUG 1128+368	1971±2	0.74	-17.47	8.70	-9.78	2.61	1989±5	99	113	0.75±0.26	3.8	4.8	8.16	-0.04
1293 ^{C3}	11 31 32.10	-02 18 33.00	UGC 6510	4742±3	1.22	-21.85	10.31	—	2.60	4746±1	104	137	10.60±0.28	37.0	65.5	10.06	-0.05
1294	11 31 41.10	03 29 16.80	NGC 3716	6626±2	1.41	-21.23	10.95	-12.22	1.02	6648±4	290	304	0.65±0.16	4.1	6.1	9.14	-1.04
1296 ^{A1}	11 31 44.60	34 20 00.20	UGC 6512	1871±4	0.58	-17.87	8.69	-9.56	1.81	1866±1	154	178	8.14±0.22	37.9	60.0	9.13	0.05
1297 ^F	11 31 57.80	-02 55 27.40	CGCG 012-003	1564±1	0.89	-18.33	8.17	—	2.77	1595±9	225	267	3.90±0.42	6.9	15.6	8.68	0.10
1298	11 31 59.08	40 14 00.90	KUG 1129+405	1607±1	0.29	-15.74	7.66	-9.29	1.88	1599±3	61	82	0.91±0.16	8.0	10.2	8.05	0.05
1299	11 32 01.90	14 36 38.80	KUG 1129+148	1123±2	0.69	-14.96	7.78	-9.82	1.97	1123±4	126	142	1.08±0.22	5.4	8.1	7.82	0.04
1300	11 32 02.40	36 41 52.70	UGC 6517	2497±5	1.01	-18.66	9.50	-10.46	2.91	2494±2	237	260	6.35±0.43	13.4	23.5	9.28	-0.05
1301 ^{NCLF}	11 32 02.10	57 22 51.70	SBS 1129+576	1561±3	0.09	-15.53	—	—	4.56	1561±1	98	134	15.33±0.49	32.9	56.3	9.26	0.05
1302 ^{C3}	11 32 13.40	00 49 09.40	NGC 3719	5857±5	1.13	-21.12	10.69	-11.59	2.62	5865±4	367	400	6.96±0.48	11.7	22.7	10.06	-0.05
1303	11 32 20.30	53 54 16.00	UGC 6518	2819±2	0.91	-18.59	9.36	-10.00	4.09	2819±4	196	211	3.77±0.55	5.2	10.9	9.16	-0.05
1304 ^{C1}	11 32 28.10	62 30 26.20	UGC 6520	3622±2	1.45	-19.74	10.39	-12.18	4.98	3651±4	298	320	6.01±0.82	7.0	11.5	9.59	-0.05
1305	11 32 39.50	35 19 42.20	UGC 6526	1848±2	0.78	-17.80	8.76	-9.70	4.09	1850±16	185	241	2.92±0.59	4.9	8.7	8.68	-0.05
1306	11 32 44.00	02 28 24.80	PGC 1228108	1027±8	0.45	-14.10	7.15	-9.37	2.75	1026±4	29	71	1.49±0.22	12.6	16.5	7.89	-0.05
1307	11 33 06.10	01 29 28.90	2dFGRS N444Z258	4272±1	0.40	-16.40	6.14	-9.30	2.20	4254±35	102	186	0.50±0.28	3.4	3.7	8.64	2.50
1308 ^{NF}	11 33 20.20	63 16 45.70	UGC 6534	1264±2	0.74	-17.75	—	—	5.78	1269±3	154	188	12.80±0.74	15.3	29.6	9.00	9.00
1309	11 33 40.52	61 53 16.80	NGC 3725	3311±2	1.32	-19.82	10.21	-11.59	2.66	3322±4	157	177	2.13±0.33	7.1	10.5	9.05	-1.16
1310	11 33 41.60	49 35 57.20	ASK 219382	3056±2	0.42	-15.52	7.42	-8.90	2.50	3056±8	134	169	1.94±0.30	6.0	11.0	8.94	1.52
1311	11 33 45.30	-03 26 13.20	CGCG 012-022	1636±9	0.42	-17.06	8.56	-9.85	3.03	1608±1	141	156	10.90±0.35	26.2	50.1	9.13	0.57
1312	11 33 50.10	14 49 28.20	2MASX J11335011+1449313	1117±2	0.72	-14.20	7.36	-9.52	1.37	1137±7	80	102	0.34±0.13	4.6	4.6	7.33	-0.03
1313	11 33 51.50	34 45 04.10	ASK 535108	1854±10	0.49	-14.71	7.41	-9.40	3.26	1825±3	112	123	1.37±0.33	4.2	6.6	8.34	0.93
1314 ^{C3}	11 33 59.20	49 03 43.40	IC 0708	9480±3	1.47	-21.78	11.27	-12.39	4.51	9471±5	394	408	2.21±0.82	3.6	4.0	9.98	-1.29
1316	11 34 19.50	13 19 19.10	IC 2934	1199±3	0.31	-16.00	7.72	-9.12	2.69	1195±3	66	107	3.67±0.26	18.6	27.9	8.40	0.68
1317	11 34 56.50	16 14 52.50	PGC 4548254	1139±3	1.06	-13.52	7.26	-9.74	2.03	1104±7	112	133	0.30±0.22	4.3	2.3	7.25	-0.01
1319	11 35 18.40	04 57 17.20	PGC 1275866	1415±4	0.68	-13.76	6.58	-9.97	2.58	1409±9	69	110	1.15±0.25	6.5	8.9	8.04	1.46
1322	11 35 49.90	35 20 06.90	UGC 6570	1611±2	1.13	-17.99	9.33	-9.93	2.77	1609±7	100	121	1.15±0.28	4.5	6.9	8.16	-1.17
1323	11 36 26.50	58 11 28.90	UGC 6575	1210±4	0.82	-17.24	8.67	-9.74	4.32	1215±3	213	245	10.72±0.63	13.0	28.2	8.88	0.21
1324	11 36 33.40	36 24 37.20	NGC 3755	1578±5	0.98	-18.07	9.27	-10.55	2.63	1568±1	260	292	26.51±0.42	41.0	103.5	9.50	0.23
1325 ^N	11 36 36.90	00 49 00.70	UGC 6578	1097±1	0.16	-16.18	6.22	-8.89	2.65	1100±2	85	122	4.93±0.27	21.5	33.4	8.46	2.24
1326	11 36 48.00	54 17 36.80	NGC 3756	1285±3	1.23	-19.21	9.79	-10.72	3.75	1288±1	282	309	18.93±0.61	33.1	49.9	9.18	-0.61
1327 ^{C3}	11 36 58.00	55 09 43.40	NGC 3759A	5752±4	1.26	-20.92	10.67	-11.01	3.65	5754±11	66	121	1.97±0.37	7.0	10.8	9.50	-1.17
1328	11 37 37.00	16 33 22.30	UGC 6594	1039±3	0.83	-16.24	8.44	-10.53	3.14	1037±2	154	183	7.80±0.39	18.4	33.3	8.61	0.17
1330 ^N	11 37 51.00	56 08 31.00	UGC 6596	2253±1	0.39	-17.07	—	—	3.91	2279±3	155	175	5.43±0.48	9.9	18.4	9.13	9.13
1332	11 38 02.10	35 12 12.90	UGC 6603	1623±3	0.65	-17.44	8.56	-10.68	2.70	1621±1	176	196	7.30±0.35	17.1	33.7	8.97	0.41

Table A.1. – continued.

Source	RA (J2000.0)	Dec	Name	V_{opt} km/s	$g-z$ mag	M_g mag	M_* [log] M_{\odot}	$sSFR$ [log] yr^{-1}	rms mJy	$V_{\text{H I}}$ km/s	W_{50} km/s	W_{20} km/s	$F_{\text{H I}}$ Jy km/s	SNR	S/N	$M_{\text{H I}}$ [log] M_{\odot}	$\frac{M_{\text{H I}}}{M_*}$ [log]
1334	11 38 17.30	00 36 48.10	ASK 373928	947±2	0.52	-14.19	7.31	-9.50	2.90	947±4	30	49	0.49±0.19	6.2	5.1	7.32	0.01
1335	11 38 35.70	57 52 26.90	Mrk 1450	950±2	-0.31	-15.43	6.84	-8.33	2.09	930±26	28	124	0.41±0.22	5.5	6.2	7.24	0.40
1337	11 38 51.50	43 09 56.30	UGC6611	1190±4	0.60	-15.90	8.08	-9.70	2.82	1196±4	157	191	4.24±0.36	10.3	19.9	8.47	0.39
1338	11 39 01.30	01 20 11.60	ASK 73694	1587±2	0.20	-15.11	7.58	-9.24	2.40	1557±14	93	150	1.15±0.27	5.9	8.2	8.13	0.55
1340	11 39 21.30	58 16 07.30	NGC 3795A	1138±6	0.72	-16.61	—	—	3.81	1145±1	107	132	11.01±0.41	27.3	46.2	8.84	8.84
1341	11 39 22.30	56 16 14.30	NGC 3780	2391±2	1.44	-19.60	10.33	-12.05	4.90	2392±9	300	366	14.16±0.87	10.6	27.6	9.59	-0.74
1342 ^{NC1F}	11 39 43.96	31 54 38.60	NGC 3786	2562±2	1.58	-19.61	—	—	3.77	2689±7	487	529	12.04±0.80	8.1	23.9	9.62	9.62
1343	11 40 18.50	09 00 35.50	IC 0719	1833±2	1.44	-18.77	9.97	-10.81	1.54	1873±7	297	353	3.56±0.27	10.7	22.2	8.78	-1.19
1345	11 40 56.70	14 04 27.10	ASK 433748	896±5	0.77	-14.41	7.56	-9.75	2.17	902±9	111	143	1.17±0.24	5.0	8.5	7.67	0.11
1346	11 40 58.80	11 28 16.10	NGC 3810	990±2	1.29	-19.23	9.95	-10.58	2.69	991±1	255	285	33.57±0.42	53.6	129.7	9.20	-0.74
1347 ^{NF}	11 41 07.50	32 25 37.20	KUG 1138+327	1803±2	0.10	-16.15	—	—	3.03	1817±10	80	135	1.84±0.33	7.6	11.2	8.47	8.47
1348 ^{NF}	11 41 16.90	36 32 42.70	NGC 3813	1337±2	1.30	-19.02	—	—	2.92	1463±2	290	328	20.52±0.49	26.2	68.3	9.33	9.33
1349 ^{ClA1}	11 41 29.80	32 20 59.50	Mrk 0746	1804±2	0.31	-16.69	7.94	-9.16	3.05	1816±4	129	185	8.38±0.38	20.6	40.0	9.12	1.58
1350 ^{C3}	11 41 39.30	24 48 01.80	NGC 3815	3700±2	1.31	-19.94	10.30	-11.09	2.82	3710±8	353	396	5.72±0.51	7.8	17.8	9.58	-0.20
1351	11 41 39.70	15 57 56.50	UGC 6653	3224±2	1.55	-19.07	10.20	-10.52	1.05	3203±9	329	358	1.10±0.18	4.7	9.6	8.74	-1.50
1352	11 42 19.00	14 59 46.30	UGC 6669	1029±2	-0.39	-14.58	7.02	-9.56	2.24	1021±1	68	87	4.68±0.19	30.8	42.0	8.37	1.55
1354	11 42 26.30	51 35 52.70	UGC 6667	979±4	0.90	-16.62	8.87	-11.14	3.13	974±2	180	198	6.52±0.41	13.5	25.8	8.47	-0.40
1357	11 42 44.86	52 46 46.40	NGC 3824	5632±2	1.78	-20.53	10.93	-11.22	1.93	5645±10	495	536	2.37±0.41	6.0	9.0	9.56	-1.50
1359	11 43 26.99	11 23 54.30	PGC 1393002	905±2	0.41	-14.46	7.24	-9.29	1.84	899±7	73	97	0.57±0.17	4.8	6.0	7.34	0.10
1360	11 43 27.00	60 40 34.90	UGC 6691	1283±16	0.54	-15.28	7.84	-9.99	4.58	1282±3	116	143	5.18±0.51	10.1	17.4	8.61	0.77
1361	11 43 31.10	55 28 44.00	UGC 6685	979±4	0.64	-15.26	7.67	-10.33	3.58	966±3	143	164	3.26±0.42	7.7	12.6	8.17	0.30
1362 ^{C1}	11 43 32.70	31 27 28.40	UGC 6684	1815±2	0.58	-16.95	8.38	-9.37	2.94	1808±18	106	168	1.44±0.35	4.8	7.9	8.36	-0.03
1363 ^{C3}	11 43 34.70	08 56 32.80	IC 0724	5971±3	1.57	-21.45	11.18	-12.67	2.84	5956±4	516	529	2.68±0.60	3.9	6.8	9.66	-1.52
1365	11 44 04.90	60 07 11.20	NGC 3835	2443±2	1.36	-19.69	10.29	-10.72	2.94	2455±4	405	429	4.57±0.56	8.6	12.8	9.12	-1.19
1366	11 44 10.60	-03 40 07.60	ASK 10816	1206±3	0.51	-14.50	6.80	-10.85	1.92	1206±7	62	111	1.31±0.19	9.9	14.3	7.96	1.17
1368	11 44 14.80	55 02 05.90	NGC 3846A	1426±3	1.32	-17.16	8.71	-9.82	4.04	1424±4	127	168	6.09±0.49	12.7	22.2	8.78	0.08
1371 ^{NZ}	11 44 52.10	57 52 24.60	CGCG 292-024	1294±30	0.51	-15.90	—	—	3.87	1294±7	43	74	0.85±0.31	6.1	5.5	7.84	7.84
1372 ^N	11 45 06.70	09 30 09.10	PGC 4001338	4030±3	0.30	-16.57	6.79	-9.52	1.79	3997±14	140	170	0.39±0.21	3.0	3.0	8.48	1.69
1373 ^{C1}	11 45 22.10	09 09 43.60	ASK 273153	2978±24	0.44	-13.06	7.77	-9.95	2.71	2924±13	86	164	2.48±0.32	8.6	16.2	9.01	1.41
1374 ^{C3}	11 45 30.00	09 43 44.00	CGCG 068-056	6409±3	1.46	-19.53	10.31	-12.04	2.00	6401±17	386	477	4.77±0.40	7.8	19.8	9.97	-0.10
1375	11 45 35.60	55 53 12.80	NGC 3850	1159±6	0.76	-16.62	8.23	-9.84	4.35	1154±2	177	190	6.17±0.56	7.9	17.7	8.60	0.10
1376	11 45 36.90	31 17 58.40	IC 2957	1785±2	1.30	-17.50	9.33	-9.84	2.72	1811±8	103	154	2.31±0.31	8.6	13.8	8.57	-0.17
1377	11 45 45.60	10 49 28.50	NGC 3869	3001±3	1.57	-19.98	10.64	-12.61	1.87	3055±11	215	242	0.76±0.27	3.5	4.6	8.54	-2.10
1378 ^{C3}	11 45 58.70	58 32 06.70	PGC 36687	1386±4	0.81	-16.09	8.28	-9.85	2.59	1378±8	97	128	1.15±0.27	5.1	7.4	8.02	-0.25
1380 ^R	11 46 07.80	47 29 41.10	NGC 3877	906±4	1.70	-18.08	9.99	-10.82	2.03	895±1	338	364	15.31±0.36	31.9	68.2	8.77	-1.24
1381	11 46 12.40	10 35 43.90	CGCG 068-062	3068±3	0.54	-18.67	9.09	-9.88	3.06	3048±26	105	268	3.03±0.46	9.1	15.9	9.13	0.14
1383	11 46 34.10	55 49 17.00	PGC 2515483	1079±2	0.45	-14.11	7.22	-9.65	2.58	1070±6	58	71	0.40±0.20	3.1	3.3	7.34	0.12
1385	11 47 00.70	-00 17 39.10	UM 452	1468±1	0.81	-17.76	—	—	2.21	1447±4	76	89	0.48±0.19	3.9	4.1	7.68	7.68
1387 ^{NC3ZP}	11 47 06.30	13 42 24.50	UGC 6758	3118±54	0.79	-19.43	9.68	—	2.92	3103±3	182	211	5.68±0.39	12.0	23.8	9.42	-0.26
1389	11 47 34.40	55 58 02.00	NGC 3888	2394±3	1.35	-19.98	10.19	-10.59	5.54	2393±6	284	321	10.18±0.92	7.9	18.0	9.45	-0.74
1391	11 47 45.30	59 53 12.00	2MASX J11474525+5953112	1281±1	0.64	-16.29	8.21	-9.51	4.78	1256±16	172	223	2.53±0.66	4.5	6.7	8.27	0.07
1393	11 48 00.20	04 29 17.30	UGC 6771	5949±3	1.45	-21.15	10.90	-12.37	1.39	5959±16	324	396	1.90±0.25	6.5	12.4	9.51	-1.39
1394 ^{C3}	11 48 03.40	30 21 33.50	NGC 3891	6289±2	1.37	-21.78	11.07	-10.51	2.47	6287±5	412	458	8.71±0.48	11.2	28.3	10.22	-0.85
1395	11 48 10.60	-01 59 20.80	2dFGRS N240Z166	1540±3	0.15	-14.90	7.17	-9.07	3.39	1530±12	92	151	2.29±0.39	7.1	11.6	8.41	1.25
1396	11 48 12.80	13 12 33.70	IC 0735	3149±2	0.74	-18.59	9.23	-10.19	2.69	3164±2	192	217	6.45±0.36	17.5	28.5	9.49	0.27
1397	11 48 50.40	-02 01 56.00	UGC 6780	1716±2	0.85	-18.32	8.64	-9.95	3.17	1726±1	225	246	23.25±0.46	43.6	81.0	9.52	0.88
1398	11 48 55.50	47 34 57.60	ASK 348043	962±3	0.58	-14.54	7.22	-9.38	3.60	958±28	46	147	1.27±0.40	5.3	8.6	7.75	0.53
1399 ^{C1}	11 49 08.50	27 05 08.80	PGC 4562228	1654±58	0.97	-14.85	7.86	-10.73	3.02	1796±2	427	456	14.42±0.60	18.8	38.3	9.35	1.49
1401 ^{C1}	11 49 23.60	26 44 29.60	UGC 6791	1834±4	1.01	-17.65	9.12	-10.52	3.30	1851±6	214	245	4.35±0.48	7.2	14.9	8.86	-0.26
1402 ^{NF}	11 49 41.50	48 25 33.60	NGC 3906	956±2	0.91	-17.09	—	—	3.10	961±1	41	64	3.72±0.23	28.4	31.1	8.22	8.22
1403	11 50 04.40	26 28 45.20	NGC 3899	1792±3	1.08	-18.74	9.64	-10.50	2.48	1785±6	208	249	4.29±0.36	10.0	19.9	8.82	-0.82

Table A.1. – continued.

Source	RA (J2000.0)	Dec	Name	V_{opt} km/s	$g-z$ mag	M_g mag	M_* [log] M_{\odot}	$sSFR$ [log] yr^{-1}	rms mJy	$V_{\text{H I}}$ km/s	W_{50} km/s	W_{20} km/s	$F_{\text{H I}}$ Jy km/s	SNR	S/N	$M_{\text{H I}}$ [log] M_{\odot}	$\frac{M_{\text{H I}}}{M_*}$ [log]
1404	11 50 12.30	42 04 28.10	UGC 6805	1158±2	0.84	-16.64	8.61	-9.89	1.31	1145±24	110	182	0.59±0.16	4.3	7.2	7.57	-1.04
1406	11 50 38.90	55 21 13.90	NGC 3913	948±5	1.00	-17.27	8.87	-11.14	4.73	948±1	44	67	9.02±0.36	40.1	47.6	8.59	-0.28
1407 ^N	11 50 39.80	25 31 34.90	KUG 1148+258A	1823±2	0.58	-15.85	8.07	-9.89	2.32	1822±3	175	194	2.82±0.30	7.8	15.2	8.65	0.58
1408 ^{NF}	11 50 55.99	14 35 41.40	CGCG 097-163	992±2	-0.04	-15.22	—	—	1.81	1004±2	47	88	3.12±0.16	30.7	41.6	8.18	8.18
1412 ^R	11 51 45.80	38 00 53.70	NGC 3930	921±3	0.86	-17.15	8.61	-10.42	3.28	918±1	153	175	19.82±0.40	43.4	80.9	8.90	0.30
1413	11 51 47.60	48 40 59.20	NGC 3928	972±4	1.13	-17.92	9.36	-10.19	4.69	984±5	80	123	5.09±0.48	12.6	20.1	8.38	-0.99
1414	11 51 53.70	53 05 58.20	ASK 186073	1124±3	0.27	-14.52	7.41	-9.58	1.89	1126±6	38	59	0.31±0.14	4.7	4.4	7.28	-0.13
1415 ^N	11 51 58.10	61 55 54.00	ASK 156312	2523±1	0.01	-17.33	—	—	3.34	2524±12	153	191	1.62±0.43	4.6	6.5	8.70	8.70
1416	11 52 01.90	13 52 43.20	CGCG 068-079	957±11	1.03	-14.51	7.44	-9.54	2.68	974±3	84	99	1.28±0.25	6.2	8.6	7.77	0.33
1417 ^{C1}	11 52 02.04	16 48 34.80	NGC 3933	3705±3	1.27	-19.69	10.15	-10.61	3.59	3708±9	279	356	9.23±0.62	11.3	25.3	9.79	-0.36
1418 ^{NRF}	11 52 04.80	52 06 27.00	UGC 6840	1018±2	0.50	-14.90	—	—	4.19	1018±1	142	164	10.20±0.50	18.6	33.9	8.71	8.71
1420 ^{NClF}	11 52 32.00	-03 40 17.30	UGCA 249	1647±1	0.67	-17.96	—	—	3.17	1649±6	52	150	6.21±0.36	23.0	44.8	8.91	8.91
1422	11 52 37.20	-02 28 09.90	UGC 6850	1040±1	-0.44	-15.98	7.12	-8.22	2.69	1053±1	65	93	4.58±0.24	26.3	35.0	8.39	1.27
1423	11 52 39.10	50 02 16.00	UGC 6849	1006±5	0.61	-15.53	8.06	-11.57	4.11	1005±4	70	113	3.73±0.41	13.1	18.0	8.26	0.20
1425	11 53 14.10	-03 24 32.20	PGC 125787	1242±2	0.38	-15.45	7.35	-9.13	2.70	1243±30	60	145	0.56±0.30	4.1	4.5	7.62	0.27
1426 ^{A1}	11 54 01.60	16 43 24.00	PGC 166116	983±2	-0.43	-13.59	7.04	-9.45	2.76	973±4	35	57	0.84±0.19	7.8	8.6	7.59	0.27
1427 ^{A1}	11 54 04.40	30 06 34.60	PGC 4301309	980±10	0.18	-13.61	6.76	-9.41	3.56	971±2	69	85	2.38±0.30	10.4	13.3	8.03	1.28
1428	11 54 07.60	-03 40 56.40	CGCG 012-113	1455±2	0.49	-16.32	7.79	-9.38	4.49	1453±2	81	121	1.34±0.46	4.5	5.5	8.14	0.28
1429	11 54 12.30	00 08 11.80	IC 0745	1135±1	0.67	-17.40	8.58	-9.40	2.45	1132±21	40	120	0.77±0.25	5.5	8.2	7.68	-0.09
1430 ^{NF}	11 54 13.10	50 53 34.50	ASK 219863	4109±1	0.06	-16.59	—	—	2.45	4127±17	112	157	0.82±0.28	3.8	5.2	8.83	8.83
1431	11 54 25.00	-02 19 10.40	UGC 6879	2392±4	1.06	-19.72	9.52	-10.78	2.64	2385±3	224	259	7.14±0.39	17.2	29.9	9.29	-0.20
1432 ^{C1}	11 54 33.70	58 22 01.30	NGC 3958	3316±3	1.59	-19.79	10.54	-12.67	4.49	3337±25	352	470	5.48±0.90	6.9	10.7	9.48	-0.60
1434	11 54 58.70	58 29 37.00	NGC 3963	3186±5	1.25	-20.42	10.49	-10.70	4.81	3186±2	130	164	15.77±0.57	24.1	47.3	9.89	-1.00
1436	11 55 04.90	01 43 11.30	CGCG 012-116	1299±2	0.51	-16.21	7.97	-9.43	3.48	1299±15	129	183	2.20±0.44	5.1	9.2	8.26	0.28
1437	11 55 24.91	10 12 05.60	PGC 4001590	3164±2	0.39	-17.15	8.32	—	2.00	3172±2	114	147	4.16±0.22	18.0	32.0	9.30	0.28
1438 ^{C3}	11 55 28.70	11 58 06.10	NGC 3968	6360±2	1.54	-21.83	11.17	-12.23	2.59	6387±1	498	526	16.32±0.54	21.9	46.0	10.51	-0.04
1439	11 55 35.13	25 53 22.00	IC 0746	5027±4	0.85	-19.92	9.83	-9.88	4.29	5028±6	273	302	4.68±0.68	6.3	10.8	9.76	-0.04
1440	11 55 37.10	56 15 11.10	2MASX J11553712+5615114	949±2	0.58	-15.10	7.65	-9.61	3.20	951±8	121	146	1.34±0.36	4.7	6.3	7.76	0.21
1441 ^U	11 55 54.90	40 55 18.50	ASK 497175	1108±2	-1.07	-13.75	6.92	-10.61	3.42	1098±7	56	96	1.48±0.31	7.6	9.6	7.93	1.02
1443 ^{C3}	11 56 10.30	60 31 21.10	NGC 3978	9945±3	1.49	-22.51	11.21	-10.53	7.61	9941±15	162	210	4.57±0.99	4.2	7.6	10.34	-0.28
1444 ^{NRF}	11 56 13.52	58 11 57.20	UGC 6912	1303±2	-4.42	-15.63	—	—	5.48	1341±2	101	135	11.00±0.59	21.7	33.1	8.98	8.98
1445	11 56 28.10	55 07 30.80	NGC 3982	1113±4	1.11	-18.98	9.70	-10.32	4.82	1108±2	215	248	15.52±0.70	17.8	36.4	8.96	-0.28
1447	11 56 41.70	48 20 17.80	NGC 3985	961±3	0.83	-15.75	7.70	-9.27	5.12	956±5	136	192	10.40±0.66	14.9	28.8	8.66	0.96
1448	11 56 55.40	57 30 47.40	UGC 6926	1081±4	0.52	-15.35	7.78	-9.94	3.47	1075±5	142	177	4.26±0.43	9.7	17.1	8.38	0.60
1451	11 57 08.49	30 23 32.20	UGC 6927	3299±2	1.31	-19.52	10.19	-12.14	2.49	3319±6	220	243	1.74±0.36	4.9	7.7	8.97	-1.23
1452 ^{NF}	11 57 12.40	-02 41 11.30	ASK 11763	1394±2	0.10	-14.69	—	—	2.65	1392±3	40	62	0.94±0.19	8.7	9.3	7.94	7.94
1454 ^F	11 57 24.60	57 55 33.90	UGC 6931	1201±1	0.34	-16.84	6.14	-8.57	3.57	1191±2	106	132	5.60±0.38	15.0	25.2	8.58	2.44
1455	11 57 25.70	39 45 39.10	KUG 1154+400	1053±2	0.52	-16.00	7.98	-9.57	2.12	1039±1	44	63	1.65±0.16	17.2	19.4	7.93	-0.05
1457 ^{C1}	11 57 36.90	32 16 39.40	NGC 3994	3081±3	1.64	-19.70	10.45	-10.47	2.07	3221±2	162	263	23.55±0.31	61.5	147.2	10.07	-0.37
1459 ^{C1}	11 57 44.10	32 17 38.60	NGC 3995	3323±2	0.57	-19.81	9.83	-9.40	3.72	3271±3	140	218	20.98±0.51	38.5	78.6	10.03	0.20
1460 ^{NClZF}	11 57 47.60	53 14 04.10	UGC 6940	1110±2	0.26	-15.12	7.32	—	4.38	1027±19	201	452	14.92±0.86	19.1	39.9	8.77	1.46
1463	11 58 23.80	-02 16 38.50	UGC 6958	5897±4	1.45	-22.40	10.88	-11.95	2.33	5903±23	186	274	2.23±0.35	5.4	11.5	9.57	-1.31
1464 ^F	11 58 34.30	53 20 43.70	ASK 186426	1193±39	0.92	-14.01	—	—	3.77	1120±6	109	131	1.55±0.40	4.8	6.5	7.97	7.97
1465 ^{NRF}	11 58 37.90	47 15 41.30	NGC 4010	918±3	1.38	-17.32	—	—	3.12	910±1	238	279	21.93±0.48	30.9	75.6	8.94	8.94
1466	11 58 45.67	27 27 08.70	NGC 4017	3448±3	1.20	-19.97	9.96	-10.11	2.95	3451±2	256	297	18.47±0.47	28.2	64.4	10.03	0.06
1468	11 58 56.19	31 25 10.80	ASK 527351	3021±4	0.73	-16.79	8.55	-10.02	1.98	3028±9	60	86	0.48±0.17	4.1	5.1	8.33	-0.23
1469	11 59 00.70	04 40 10.70	ASK 172529	1607±2	0.49	-15.23	7.59	-9.34	1.53	1608±28	50	138	0.44±0.17	4.6	6.7	7.74	0.15
1470 ^R	11 59 09.40	52 42 27.30	UGC 6983	1081±3	0.60	-17.45	8.78	—	7.68	1077±1	174	191	19.57±0.98	16.0	32.1	9.04	0.26
1471	11 59 10.20	37 47 36.20	NGC 4025	3223±2	0.75	-18.91	9.23	-9.94	2.63	3216±2	182	207	6.95±0.35	18.1	32.3	9.54	0.31
1472	11 59 10.30	-02 35 27.20	UGC 6978	1544±8	0.77	-16.07	7.87	-10.20	3.06	1544±2	113	135	3.83±0.33	11.7	19.5	8.64	0.77
1474 ^{NZ}	11 59 33.80	13 53 13.90	KUG 1156+141	1447±35	0.48	-16.74	—	—	2.72	1445±2	54	87	3.24±0.24	19.4	26.8	8.51	8.51

Table A.1. – continued.

Source	RA (J2000.0)	Dec	Name	V_{opt} km/s	$g-z$ mag	M_g mag	M_* [log] M_{\odot}	$sSFR$ [log] yr^{-1}	rms mJy	V_{HI} km/s	W_{50} km/s	W_{20} km/s	F_{HI} Jy km/s	SNR	S/N	M_{HI} [log] M_{\odot}	$\frac{M_{\text{HI}}}{M_*}$ [log]
1475 ^{C1}	11 59 43.30	53 36 38.90	PGC 2445913	1132±5	0.49	-14.04	7.32	-10.20	3.65	113±35	62	139	0.68±0.40	3.2	3.9	7.62	0.30
1479 ^N	11 59 57.70	49 33 49.80	2MASX J11595776+4933501	1124±2	0.73	-15.68	7.85	—	3.99	1135±4	74	91	1.68±0.35	5.5	8.1	8.02	0.17
1481 ^{NRF}	12 00 23.10	-01 05 51.70	NGC 4030	1481±4	1.49	-21.71	—	—	2.83	1459±1	335	367	30.95±0.50	38.7	99.1	9.50	9.50
1482	12 00 47.40	-03 25 12.30	PGC 157245	1492±1	0.42	-15.73	7.52	-9.20	2.67	1501±15	109	214	2.60±0.36	10.4	15.4	8.45	0.93
1483	12 01 10.50	14 06 13.50	NGC 4019	1536±2	0.49	-17.76	9.18	-9.93	2.72	1504±2	195	221	7.67±0.37	18.7	33.5	8.92	-0.25
1484 ^F	12 01 10.40	-01 17 41.50	UGC 7000	1495±2	0.62	-18.28	7.45	—	2.13	1489±1	87	116	5.77±0.21	31.3	48.2	8.79	1.34
1485	12 01 22.30	02 11 08.30	SHOC357	974±1	-0.61	-13.11	6.09	-8.15	2.24	974±2	34	49	0.66±0.15	8.4	8.3	7.48	1.39
1486	12 01 23.70	13 24 03.60	NGC 4037	928±2	0.92	-17.14	8.80	-10.20	2.68	926±1	89	105	2.94±0.26	13.3	19.2	8.08	-0.72
1488 ^{C1}	12 01 44.30	62 19 47.00	UGC 7009	1126±2	0.56	-16.80	8.24	-9.38	4.49	1191±9	192	328	15.66±0.75	21.8	41.7	9.07	0.82
1489 ^{NF}	12 01 44.20	05 49 17.00	CGCG 041-023	1340±1	0.74	-16.42	—	—	2.17	1340±3	69	100	1.86±0.20	13.7	17.0	8.21	8.21
1492	12 02 12.20	62 08 13.90	NGC 4041	1204±4	1.25	-19.15	10.04	-10.57	5.25	1218±2	221	258	25.25±0.78	25.9	53.6	9.26	-0.78
1493	12 02 37.10	64 22 35.30	UGC 7020A	1500±2	0.89	-17.59	9.06	-9.71	2.54	1507±4	91	114	1.44±0.25	7.1	9.8	8.20	-0.82
1494 ^N	12 02 42.20	01 58 36.50	NGC 4045	1961±3	1.72	-19.68	10.43	-11.76	2.69	1975±2	301	331	11.82±0.45	16.2	41.9	9.35	-1.49
1495	12 02 50.70	48 38 10.30	NGC 4047	3429±3	1.19	-20.81	10.53	-10.93	2.54	3434±3	300	322	4.23±0.42	9.6	15.8	9.38	-1.55
1497	12 03 22.90	43 44 39.10	2MASX J12032304+4344395	1063±2	0.24	-14.66	7.03	-9.02	1.73	1055±5	86	107	0.80±0.17	5.7	8.3	7.63	0.69
1499	12 03 40.10	02 38 28.30	UGC 7035	1228±2	0.65	-17.10	8.52	-9.66	1.74	1227±4	120	146	1.48±0.20	7.8	12.8	8.03	-0.49
1500	12 04 04.30	04 48 47.10	ASK 173171	2241±1	-0.01	-15.20	7.80	-9.89	2.45	2227±10	113	160	1.77±0.29	6.5	11.2	8.63	-0.58
1501 ^{NFA1}	12 04 04.50	28 58 58.20	KUG 1201+292	920±1	0.78	-15.58	—	—	1.17	911±14	62	121	0.45±0.12	6.3	8.2	7.26	7.56
1503	12 04 11.90	62 30 19.30	IC 0758	1276±4	0.78	-17.64	8.64	-10.17	4.62	1273±3	111	136	4.93±0.50	11.2	16.7	8.59	-0.56
1504	12 04 12.50	00 48 09.30	PGC 1175879	2934±2	0.63	-16.09	8.16	-9.67	1.38	2935±7	112	130	0.47±0.15	3.8	5.3	8.29	0.15
1505 ^{C3}	12 04 20.00	01 34 03.30	UGC 7057	6242±3	1.75	-20.71	11.03	-12.19	1.52	6247±19	543	593	1.59±0.34	3.7	7.3	9.48	-1.35
1506 ^{NP}	12 04 20.30	-01 31 49.00	UGC 7053	1473±2	0.56	-16.12	—	—	3.12	1470±1	106	122	7.35±0.32	26.0	38.0	8.88	8.88
1508	12 04 33.40	64 26 15.50	NGC 4081	1506±2	1.54	-17.50	6.70	—	4.79	1461±15	158	204	2.67±0.63	4.4	7.3	8.44	1.74
1509	12 05 19.90	-00 28 48.70	PGC 1142295	1371±2	0.49	-14.69	7.18	-9.40	2.42	1349±12	28	79	0.52±0.20	6.2	6.8	7.66	0.23
1511 ^{MC1RF}	12 05 31.00	50 31 43.80	NGC 4088	899±2	1.71	-18.09	—	—	3.88	764±1	320	367	63.15±0.69	56.0	151.1	9.25	9.25
1512	12 05 36.00	41 17 21.90	ASK 498950	1035±9	-0.23	-13.72	6.94	-10.92	3.03	1017±5	36	70	1.10±0.24	8.9	10.0	7.74	0.80
1515	12 06 38.70	66 18 34.10	PGC 4567536	1180±1	0.54	-13.76	7.14	-9.53	3.47	1166±4	31	42	0.31±0.21	3.3	2.7	7.31	0.17
1517	12 06 41.70	39 00 33.30	ASK 533228	966±42	0.09	-13.47	—	—	2.78	995±4	70	96	0.94±0.25	8.3	6.7	7.65	7.65
1519 ^{C3F}	12 07 36.30	02 41 43.20	NGC 4116	1343±13	0.66	-18.36	—	—	2.73	1309±1	211	238	29.06±0.39	54.0	121.4	9.38	9.38
1520	12 07 41.30	39 22 45.90	PGC 4102605	1067±3	0.20	-13.60	6.81	-9.71	3.38	1059±3	42	58	0.87±0.24	6.6	6.5	7.67	0.87
1521	12 07 46.11	43 07 34.80	NGC 4117	947±4	1.44	-17.20	9.34	-11.17	3.23	937±6	241	273	2.78±0.49	7.0	9.2	8.07	-1.27
1526 ^R	12 08 11.10	02 52 41.80	NGC 4123	1286±3	1.39	-18.27	9.67	-12.13	2.86	1324±1	206	228	30.96±0.40	61.0	124.9	9.42	-0.25
1527	12 08 20.00	02 30 19.90	ASK 75810	1995±2	0.44	-15.42	7.65	-9.42	1.51	1994±6	92	115	0.60±0.15	5.1	6.9	8.06	0.59
1528 ^{A1}	12 08 24.20	03 00 47.90	ASK 075814	880±2	0.64	-12.39	6.58	-9.56	1.75	861±6	33	47	0.16±0.11	3.1	2.7	6.77	0.19
1529	12 08 24.50	41 24 04.80	ASK 349258	1039±4	0.51	-14.27	7.34	-9.97	1.83	1022±13	71	109	0.48±0.18	4.1	5.1	7.38	0.54
1530 ^{NRF}	12 08 42.30	36 48 09.90	UGC 7125	1069±2	0.38	-17.08	8.12	-9.29	2.96	1075±1	130	155	20.40±0.34	55.2	100.0	9.06	9.06
1531 ^{C1}	12 08 47.30	29 18 17.20	NGC 4131	3709±2	1.39	-19.97	10.46	-12.17	2.19	3844±11	493	541	3.86±0.47	5.8	13.1	9.44	-1.02
1533 ^{C1}	12 09 01.40	29 15 00.30	NGC 4132	3998±2	1.37	-19.44	10.19	-10.30	3.08	3881±15	278	459	15.28±0.61	16.6	48.9	10.04	-0.15
1535 ^{C3}	12 09 10.00	29 10 36.80	NGC 4134	3822±2	1.40	-20.28	10.48	-11.68	2.72	3831±6	344	436	16.83±0.52	20.6	54.9	10.08	-0.41
1537 ^{NF}	12 09 31.20	43 40 52.40	UGC 7146	999±4	1.56	-19.02	—	—	3.20	888±5	296	342	10.56±0.55	13.2	31.8	8.60	8.60
1538 ^{NZ}	12 09 49.10	43 14 04.80	NGC 4138	1077±60	0.49	-15.06	—	—	3.13	1059±1	74	87	2.16±0.27	9.7	13.2	8.07	8.07
1539 ^{NRF}	12 10 09.20	39 53 41.20	NGC 4145	958±2	1.07	-17.72	—	—	2.73	958±1	118	182	28.07±0.34	89.7	156.7	9.09	9.09
1541	12 10 07.99	35 52 39.40	NGC 4148	6742±3	1.55	-21.15	11.02	-11.94	1.71	6766±14	481	543	2.26±0.36	6.0	9.8	9.70	-1.32
1543 ^{C1F}	12 10 21.06	39 12 52.10	ASK 505224	901±8	1.03	-14.27	—	—	3.31	950±1	37	115	11.71±0.33	62.0	96.4	8.71	8.71
1545	12 10 35.70	11 45 38.90	IC 3028	1285±2	0.81	-15.91	8.22	-9.92	2.26	1294±6	191	220	2.74±0.31	6.9	14.5	8.35	0.13
1546 ^{C3}	12 10 49.60	39 28 22.10	NGC 4156	6780±3	1.56	-21.12	11.06	-11.17	1.82	6708±13	171	206	0.83±0.24	3.8	5.6	9.25	-1.81
1547	12 10 54.50	39 45 26.50	NGC 4145A	1147±1	0.36	-16.52	7.85	-9.11	4.40	1152±2	118	151	9.15±0.50	20.0	31.7	8.77	0.92
1552	12 11 19.90	01 29 32.20	UGC 7184	2117±4	1.04	-17.49	9.21	-10.67	2.60	2113±2	183	209	5.30±0.35	13.7	24.9	9.06	-0.15
1553	12 11 21.80	38 32 23.50	PGC 2807146	1071±5	0.02	-14.32	7.12	-10.24	2.84	1076±2	45	71	1.87±0.22	14.2	16.3	8.02	0.90
1554 ^N	12 11 27.50	02 55 34.60	UGC 7185	1328±5	0.60	-15.98	—	—	2.80	1293±1	97	124	6.93±0.29	26.5	41.6	8.75	8.75
1555	12 12 10.90	02 52 55.70	ASK 76169	2095±1	0.35	-14.45	7.22	-9.34	2.83	2103±4	38	51	0.36±0.19	4.2	3.4	7.89	0.67

Table A.1. – continued.

Source	RA (J2000.0)	Dec	Name	V_{opt} km/s	$g-z$ mag	M_g mag	M_* [log] M_{\odot}	$sSFR$ [log] yr^{-1}	rms mJy	V_{HI} km/s	W_{50} km/s	W_{20} km/s	F_{HI} Jy km/s	SNR	S/N	M_{HI} [log] M_{\odot}	$\frac{M_{\text{HI}}}{M_*}$ [log]
1557	12 12 14.70	00 04 20.20	Mrk 1313	2347±1	0.28	-16.87	8.03	-9.10	2.34	2341±8	76	111	1.12±0.23	6.2	9.0	8.47	0.44
1559	12 12 17.10	39 15 29.60	ASK 507259	952±3	0.09	-13.73	6.76	-8.80	3.31	951±9	42	80	1.03±0.28	5.8	7.9	7.65	0.89
1562 ^R	12 12 20.60	29 12 36.90	NGC 4173	1129±4	0.62	-17.55	8.59	-9.73	3.28	1120±1	158	177	26.24±0.40	55.8	105.7	9.20	0.61
1564 ^{C1}	12 12 26.90	29 08 57.10	NGC 4174	4025±2	1.23	-19.82	10.27	-11.16	2.92	3934±8	222	256	2.96±0.43	6.0	11.2	9.34	-0.93
1565 ^{NClF}	12 12 31.90	29 09 58.70	NGC 4175	4109±5	1.86	-19.75	10.56	-10.03	4.21	3949±5	336	355	3.58±0.73	4.7	7.6	9.43	-1.13
1566	12 12 32.30	12 07 25.70	IC 0769	2210±4	1.01	-19.19	9.72	-11.64	2.55	2207±1	243	267	9.42±0.39	19.9	39.2	9.34	-0.38
1568	12 13 16.90	43 41 54.90	NGC 4183	918±3	1.00	-17.21	8.90	—	3.69	926±1	238	257	37.65±0.55	54.4	109.8	9.19	0.29
1569	12 13 22.20	28 30 26.50	NGC 4185	3887±4	1.26	-20.74	10.59	-12.40	4.28	3894±3	373	399	8.78±0.78	9.8	17.5	9.81	-0.78
1571 ^N	12 13 45.10	13 25 26.50	NGC 4189	2103±4	1.32	-19.21	—	—	2.99	2112±3	257	282	7.10±0.46	10.7	24.5	9.18	9.18
1573	12 13 53.60	13 10 22.20	NGC 4193	2463±3	1.34	-19.84	10.31	-11.03	3.48	2465±3	338	354	4.41±0.60	6.5	11.4	9.11	-1.20
1577	12 15 18.90	02 55 37.30	PGC 4103522	1365±2	0.45	-13.81	6.18	—	1.30	1373±5	69	88	0.36±0.11	4.5	5.6	7.52	1.34
1578 ^{NRF}	12 15 47.80	47 05 00.20	NGC 4217	1174±3	2.30	-18.43	—	—	2.57	1030±1	379	406	21.94±0.48	32.4	72.8	9.05	9.05
1579	12 15 56.30	14 25 58.90	IC 3077	1413±3	0.73	-16.75	8.72	-10.89	2.56	1399±52	60	184	0.64±0.32	3.5	5.3	7.78	-0.94
1580	12 15 58.50	02 02 22.00	ASK 76013	6410±2	0.57	-17.42	6.52	-8.85	1.54	6424±33	45	151	0.44±0.17	4.5	6.9	8.94	2.42
1582	12 16 00.40	04 39 03.50	VCC 172	2196±2	0.46	-17.42	8.52	-9.34	2.54	2182±4	126	162	3.69±0.30	12.5	21.4	8.92	0.40
1585	12 16 11.71	47 52 59.70	NGC 4220	916±2	1.52	-18.34	9.98	-12.83	2.06	932±5	344	367	2.09±0.37	6.4	9.1	7.94	-2.20
1587	12 16 38.70	-01 27 06.60	ASK 13132	917±2	0.25	-14.32	6.90	-9.22	2.63	914±3	44	64	0.91±0.20	9.1	8.6	7.56	0.40
1590 ^N	12 17 04.20	10 00 20.00	UGC 7307	1189±4	0.51	-13.79	7.37	-10.66	2.50	1182±1	52	75	3.94±0.20	29.5	36.1	8.42	1.05
1592	12 17 07.90	03 40 56.20	NGC 4234	2014±3	0.80	-18.98	9.14	—	2.45	2022±11	112	198	3.22±0.32	10.7	20.6	8.81	-0.33
1599	12 19 05.10	04 39 42.40	VCC 320	2347±3	0.96	-15.56	8.30	—	3.92	2345±3	55	74	1.46±0.31	7.6	8.3	8.59	0.29
1600	12 19 09.90	03 51 23.50	UGC 7354	1538±3	-0.02	-17.51	7.95	-8.44	4.11	1524±5	46	85	2.44±0.35	11.4	14.5	8.44	0.40
1601	12 19 12.20	49 21 16.70	UGC 7358	3647±3	1.17	-19.49	10.00	-10.68	3.63	3656±8	292	337	6.09±0.61	8.2	16.2	9.59	-0.40
1602 ^N	12 19 12.50	-02 47 44.90	UM 490	5703±2	-0.14	-17.26	—	—	2.78	5698±6	44	66	0.59±0.21	4.9	5.2	8.97	8.97
1606 ^{C1}	12 19 22.20	06 05 55.20	NGC 4260	1776±2	1.48	-19.52	10.32	-11.87	2.69	1731±93	116	584	4.57±0.60	7.4	26.1	8.70	-1.61
1613	12 19 52.60	27 37 15.60	NGC 4275	2304±4	1.15	-19.75	10.06	-10.33	1.69	2316±5	161	187	1.73±0.21	7.3	13.3	8.65	-1.41
1618	12 20 25.80	33 14 31.70	ASK 506495	1046±2	0.17	-13.35	6.44	-8.62	1.21	1053±4	40	62	0.36±0.09	6.7	7.7	7.28	0.52
1619 ^{NV}	12 20 33.90	02 58 03.80	VCC 423	2387±15	-1.30	-14.78	6.68	-9.56	2.90	2384±4	52	82	1.29±0.24	9.1	10.1	8.55	1.07
1620	12 20 35.50	30 47 48.70	KUG 12118+310	1098±2	0.65	-16.29	8.04	-9.61	2.52	1101±10	43	108	1.32±0.24	9.7	13.3	7.89	-0.55
1621	12 20 47.50	58 05 33.00	NGC 4290	3018±2	1.56	-20.07	10.58	-10.24	3.20	3039±5	337	362	5.44±0.56	6.3	15.3	9.38	-1.20
1622	12 20 54.60	03 24 09.60	ASK 76564	1922±2	0.42	-15.28	6.50	-10.02	1.36	2191±5	98	114	0.41±0.13	4.4	5.1	7.98	-1.48
1624	12 21 06.10	11 35 43.10	VCC 453	937±3	0.82	-14.42	7.71	-10.15	2.08	924±9	99	117	0.51±0.21	3.0	4.1	7.32	-0.40
1625 ^{A1}	12 21 07.00	00 27 40.80	ASK 570	1894±1	0.27	-14.81	7.20	-8.96	1.60	1888±7	49	74	0.37±0.13	5.1	5.5	7.81	0.61
1626 ^{NCl}	12 21 32.80	14 36 22.20	NGC 4298	1124±3	1.60	-17.93	—	—	2.25	1137±2	340	378	14.42±0.41	23.0	57.7	8.95	8.95
1627 ^{NClF}	12 21 42.50	14 35 53.90	NGC 4302	1098±5	2.07	-17.82	10.40	-11.12	1.73	1143±1	362	389	21.46±0.32	52.3	108.2	9.13	-1.27
1628	12 21 57.80	02 20 42.30	VCC 513	1830±2	1.07	-16.85	8.87	-9.90	2.30	1822±23	88	160	0.86±0.27	4.4	6.6	8.14	-0.73
1631 ^{NFA1}	12 22 03.90	09 02 05.60	NGC 4307	962±14	1.63	-17.74	—	—	1.79	1042±20	331	378	1.19±0.32	3.4	6.1	7.81	7.81
1632	12 22 06.10	39 44 52.30	ASK 507390	1060±5	-0.06	-14.41	6.99	-9.57	2.03	1069±1	63	91	3.35±0.18	25.0	34.4	8.27	1.28
1633 ^{NFA1}	12 22 08.20	15 47 56.40	VCC 530	1301±10	-0.08	-14.91	—	—	1.51	1294±5	42	75	0.63±0.12	8.8	10.6	7.71	7.71
1636	12 22 26.30	29 12 32.50	NGC 4310	918±4	1.37	-17.37	9.08	-10.81	2.56	906±15	162	204	1.40±0.34	4.2	7.1	7.73	-1.35
1637 ^{C3}	12 22 38.50	11 48 03.30	NGC 4313	1431±2	1.68	-18.75	10.18	-10.57	2.29	1444±7	259	279	1.28±0.35	4.2	5.8	8.11	-2.07
1638	12 22 42.20	09 19 56.90	NGC 4316	1251±4	1.59	-17.78	9.78	-13.28	2.93	1252±2	310	323	5.25±0.49	8.3	16.9	8.60	-1.18
1641 ^{NRF}	12 22 54.60	15 49 16.40	NGC 4321	1474±2	1.59	-19.41	—	—	2.25	1570±1	253	276	26.41±0.35	61.8	122.2	9.50	9.50
1642	12 22 56.60	02 44 49.00	VCC 597	1834±2	0.85	-17.01	8.72	-9.98	2.60	1833±18	113	172	1.13±0.32	4.7	6.8	8.26	-0.46
1643	12 23 07.99	53 01 20.20	ASK 187265	894±3	0.04	-13.04	6.39	-8.85	3.07	895±6	59	77	0.59±0.25	4.2	4.2	7.36	0.97
1645 ^{NRF}	12 23 15.10	11 21 49.50	NGC 4330	1481±6	1.30	-17.97	9.25	-10.31	2.46	1547±5	212	255	3.92±0.36	12.4	18.1	8.66	-0.60
1646 ^{NCl}	12 23 23.40	01 48 54.20	ASK 76453	1887±3	0.22	-15.18	7.13	-8.62	2.44	1841±6	125	142	0.91±0.27	4.1	5.5	8.17	1.05
1648 ^{C3}	12 23 30.00	02 00 29.10	FGC 1424	1814±9	0.77	-14.98	7.77	-10.02	2.34	1808±18	120	185	1.30±0.29	5.3	8.4	8.31	0.54
1649 ^{C3}	12 23 41.58	02 57 40.50	UGC 7464	7533±2	1.55	-20.57	10.76	-10.90	1.92	7545±4	498	524	5.69±0.40	8.2	21.6	10.19	-0.57
1650	12 23 53.90	-03 26 34.50	NGC 4348	2004±3	1.56	-20.74	10.92	-11.60	2.39	2007±1	380	407	10.76±0.45	19.8	38.2	9.32	-1.60
1651 ^R	12 23 58.80	48 46 46.10	NGC 4357	4120±2	1.46	-20.53	10.66	-11.92	3.74	4133±4	438	469	10.90±0.74	10.4	22.9	9.95	-0.71
1652	12 24 01.50	12 12 17.10	NGC 4351	2302±2	0.65	-19.61	9.49	-10.05	2.28	2320±2	99	124	3.53±0.24	16.2	25.7	8.96	-0.53

Table A.1. – continued.

Source	RA (J2000.0)	Dec	Name	V_{opt} km/s	$g-z$ mag	M_g mag	M_* [log] M_{\odot}	$sSFR$ [log] yr^{-1}	rms mJy	V_{HI} km/s	W_{50} km/s	W_{20} km/s	F_{HI} Jy km/s	SNR	S/N	M_{HI} [log] M_{\odot}	$\frac{M_{\text{HI}}}{M_*}$ [log]
1655 ^{C1}	12 24 11.30	58 21 38.30	NGC 4362	4505±3	1.54	-19.43	10.38	-12.71	3.87	4491±13	345	400	5.45±0.71	5.8	12.4	9.72	-0.65
1657 ^{NF}	12 24 36.40	39 22 55.10	NGC 4369	1012±2	0.87	-19.00	6.06	-8.18	2.96	1020±5	91	145	4.23±0.33	14.5	24.7	8.33	2.27
1659 ^{C3}	12 25 00.50	28 33 30.90	NGC 4375	9039±3	1.49	-22.07	11.25	-11.74	2.14	9046±11	459	501	3.25±0.43	5.1	11.4	10.11	-1.14
1662	12 25 22.20	10 01 00.50	NGC 4380	948±2	1.52	-17.76	9.54	-12.21	3.36	956±5	265	281	1.63±0.52	4.3	5.0	7.86	-1.68
1665 ^R	12 25 46.70	12 39 42.70	NGC 4388	2585±5	1.25	-20.98	—	—	1.68	2525±9	354	406	3.08±0.31	8.0	16.1	8.98	8.98
1666	12 25 50.70	10 27 32.60	NGC 4390	1089±4	0.78	-17.76	—	—	3.30	1098±5	122	164	4.68±0.39	12.0	21.3	8.43	8.43
1667 ^{C1}	12 26 54.61	00 52 39.40	NGC 4355	2123±3	1.41	-20.48	10.05	-11.34	1.92	2176±21	99	160	0.57±0.22	4.1	4.9	8.11	-1.94
1672 ^N	12 28 43.30	14 59 58.20	IC 3392	1668±5	1.36	-18.78	9.96	-11.27	1.68	1678±5	170	184	0.68±0.21	3.5	5.1	7.96	-2.00
1677	12 30 20.70	03 44 24.50	UGC 7644	4210±3	1.45	-19.16	10.14	-11.43	2.57	4220±3	331	350	4.96±0.44	9.3	17.4	9.63	-0.51
1678	12 30 26.80	04 14 47.60	NGC 4480	2429±3	1.26	-19.62	10.10	-12.15	2.21	2437±1	308	325	7.88±0.37	17.7	33.6	9.35	-0.75
1679 ^{C3}	12 31 22.90	29 08 11.30	NGC 4495	4569±3	1.54	-20.46	10.65	-10.81	2.61	4540±4	372	428	11.67±0.49	16.9	38.0	10.06	-0.38
1681	12 32 33.50	09 10 25.10	UGCA 284	1144±2	0.82	-16.37	8.39	-9.75	2.64	1162±5	73	95	0.90±0.24	5.4	6.5	7.77	-0.62
1685	12 33 56.70	15 21 17.30	IC 0800	2330±2	0.73	-19.13	9.42	-10.01	1.37	2329±15	117	170	0.73±0.17	5.2	8.1	8.28	-1.94
1687	12 34 34.14	63 31 30.20	NGC 4545	2743±4	1.11	-19.70	10.00	-10.71	5.68	2735±3	258	282	10.74±0.88	10.5	19.4	9.59	-0.61
1689	12 35 36.60	03 02 04.20	NGC 4544	1120±4	1.34	-17.35	8.01	—	2.91	1146±6	172	202	2.53±0.38	6.8	11.0	8.20	-0.19
1691 ^{C1}	12 36 32.70	11 15 28.70	NGC 4567	2271±4	0.88	-16.86	10.16	-10.20	1.69	2247±1	308	339	16.70±0.29	38.4	93.2	9.61	-0.55
1694	12 37 48.40	05 22 06.60	NGC 4580	1035±3	1.29	-18.48	9.75	-11.11	1.71	1026±21	204	244	0.64±0.25	2.9	4.3	7.51	-2.21
1695	12 38 06.90	10 09 56.00	VCC 1744	1137±2	-0.42	-14.57	6.47	-8.22	1.85	1137±5	41	57	0.19±0.13	4.2	2.7	7.08	-0.61
1698 ^{NZ}	12 39 04.70	14 43 52.00	IC 3612	1313±30	0.77	-16.46	—	—	2.13	1144±7	229	244	0.63±0.31	2.9	3.2	7.60	7.60
1699	12 39 12.40	06 00 44.20	NGC 4577	2431±4	1.36	-19.46	10.18	-10.48	2.04	2421±2	299	316	2.68±0.33	8.4	12.6	8.88	-1.30
1700	12 39 18.70	-00 31 55.00	NGC 4592	1065±3	0.73	-19.37	9.11	-9.70	2.67	1062±1	168	192	32.55±0.34	76.9	156.1	9.25	0.11
1704 ^F	12 39 50.30	01 40 21.40	UGC 7824	1221±3	0.80	-16.27	8.27	-10.35	2.61	1224±2	101	114	1.50±0.26	7.0	10.3	8.07	-0.30
1706 ^F	12 40 02.90	-01 03 02.80	ASK 1643	1593±3	0.30	-16.17	6.08	-8.51	2.59	1594±10	65	121	1.63±0.26	8.0	11.8	8.26	-0.30
1707 ^{NF}	12 40 08.70	-00 21 04.80	6dF J1240088-002104	1707±2	0.60	-16.79	8.15	—	2.68	1705±9	31	74	0.81±0.21	7.0	8.9	8.05	-0.10
1709	12 41 11.60	01 24 37.00	UGC 7841	1692±2	0.61	-17.29	8.74	-9.72	2.75	1696±3	132	182	6.64±0.34	18.6	34.7	8.96	0.23
1710 ^{NF}	12 41 12.20	11 53 11.90	NGC 4607	2244±4	1.34	-19.15	10.31	-12.40	2.40	2248±10	221	267	3.14±0.36	6.4	14.5	8.88	-1.40
1711	12 41 22.90	-03 03 28.10	CGCG 014-104	1461±2	0.81	-17.96	8.72	-9.92	2.69	1448±3	96	123	2.47±0.28	10.3	15.5	8.40	-0.38
1714 ^{C3}	12 41 44.50	35 03 45.90	NGC 4619	6923±3	1.36	-21.63	10.93	-11.14	2.50	6925±8	216	248	2.43±0.36	5.3	10.8	9.75	-1.18
1718 ^R	12 43 56.60	13 07 36.00	NGC 4654	1048±3	1.48	-18.62	10.06	-10.41	2.32	1042±1	284	314	30.37±0.38	52.0	128.8	9.20	-0.66
1720	12 44 28.80	00 28 05.00	UGC 7911	1176±3	1.01	-16.23	8.33	-9.88	3.21	1179±1	110	133	9.67±0.34	29.6	47.5	8.81	0.18
1721	12 45 31.99	-00 32 08.60	NGC 4668	1624±4	0.90	-19.19	9.27	-10.10	3.07	1619±1	145	172	11.36±0.37	30.0	50.9	9.16	-0.12
1722 ^N	12 45 32.00	13 19 57.30	IC 3742	958±3	0.57	-16.75	—	—	5.88	963±6	161	199	7.15±0.77	9.0	15.9	8.50	8.50
1725 ^N	12 46 49.30	03 00 22.60	CGCG 043-022	1190±27	0.41	-14.59	—	—	1.71	1244±7	35	55	0.19±0.12	3.9	3.0	7.15	7.15
1728 ^R	12 47 45.60	13 45 46.10	NGC 4689	1604±3	1.44	-18.41	9.61	-10.96	2.82	1617±2	184	205	4.83±0.37	10.6	20.9	8.78	-0.38
1729 ^{C1PF}	12 48 00.10	04 26 03.30	CGCG 043-029	1025±15	0.44	-15.79	—	—	3.06	990±1	45	76	4.85±0.25	30.4	39.0	8.36	8.36
1730 ^{C2}	12 47 59.80	04 41 41.50	CGCG 043-030	1023±4	1.07	-15.62	—	—	1.64	1001±10	104	131	0.39±0.17	3.7	3.9	7.28	7.28
1731	12 48 13.70	-03 19 58.20	NGC 4691	1126±3	0.58	-19.99	9.37	-9.57	3.23	1127±4	88	131	4.17±0.34	14.3	22.9	8.41	-0.97
1732 ^{NRF}	12 48 23.40	08 29 03.60	NGC 4698	1039±6	1.39	-19.45	—	—	2.58	1007±1	420	445	21.31±0.50	40.6	66.9	9.02	9.02
1735	12 49 25.70	04 23 33.10	PGC 1267592	2643±9	0.61	-16.38	8.14	-9.80	2.68	2642±2	102	124	3.29±0.28	13.5	20.1	9.04	0.90
1737 ^F	12 49 50.20	02 51 45.50	UGC 7982	1153±6	1.36	-17.56	9.44	-11.05	2.94	1155±2	221	241	5.34±0.42	11.3	20.3	8.54	-0.90
1740	12 50 38.90	01 27 52.20	UGC 7991	1268±4	1.21	-16.34	9.01	-10.50	2.24	1269±3	185	203	2.21±0.30	8.6	12.0	8.23	-0.77
1747	12 52 59.10	14 24 01.90	LSBC D646-05	1050±4	0.53	-13.98	7.11	-9.53	2.62	1052±6	84	115	2.04±0.26	7.4	14.1	8.03	0.92
1748	12 53 21.20	01 16 08.70	NGC 4771	1125±4	1.37	-18.40	9.72	-10.90	2.50	1130±1	284	299	8.30±0.40	16.5	32.7	8.71	-1.01
1749 ^{RF}	12 53 28.50	02 10 01.10	NGC 4772	1028±5	1.49	-18.80	9.76	—	2.10	1038±2	429	460	10.16±0.42	20.0	38.8	8.72	-1.03
1750	12 53 40.20	04 04 32.20	ASK 175666	902±7	0.69	-13.51	7.18	-9.88	1.49	893±22	39	94	0.27±0.13	3.7	4.8	7.02	-0.16
1752 ^{RC3}	12 54 40.61	28 56 19.20	NGC 4793	2491±4	1.61	-19.42	—	—	2.82	2493±2	316	362	20.85±0.50	27.5	68.7	9.80	9.80
1753	12 54 44.20	13 14 14.10	UGC 8032	1116±6	1.48	-17.07	9.31	-10.75	1.25	1114±11	144	177	0.46±0.15	4.5	5.1	7.44	-1.87
1754 ^{C1}	12 54 51.10	02 39 14.70	NGC 4809	976±1	0.23	-15.86	6.06	-8.62	3.02	929±1	147	180	14.00±0.38	34.0	63.3	8.76	2.71
1755	12 55 12.60	00 06 59.90	UGC 8041	1319±4	0.78	-17.37	9.01	-10.14	2.81	1321±1	191	210	16.35±0.38	38.1	69.8	9.14	0.13
1756	12 55 15.50	02 53 47.80	NGC 4799	2779±2	1.47	-19.41	10.32	-10.71	2.39	2783±7	360	401	5.22±0.44	8.6	19.0	9.29	-1.03
1757	12 55 21.90	58 20 38.70	NGC 4814	2490±3	1.37	-20.05	10.38	-11.12	4.85	2510±4	357	394	20.16±0.89	13.5	36.3	9.79	-0.59

Table A.1. – continued.

Source	RA (J2000.0)	Dec	Name	V_{opt} km/s	$g-z$ mag	M_g mag	M_* [log] M_{\odot}	$sSFR$ [log] yr^{-1}	rms mJy	V_{HI} km/s	W_{50} km/s	W_{20} km/s	F_{HI} Jy km/s	SNR	S/N	M_{HI} [log] M_{\odot}	$\frac{M_{\text{HI}}}{M_*}$ [log]
1758 ^{NZ}	12 55 26.90	32 59 04.90	PGC 166149	932±64	0.39	-14.47	—	—	2.78	893±2	47	60	0.98±0.20	7.5	8.5	7.58	7.58
1759	12 55 38.90	-00 15 53.60	UGC 8048	1111±2	-0.09	-14.52	—	—	2.59	1113±3	73	100	2.31±0.24	13.1	17.2	8.14	8.14
1764 ^{RF}	12 57 59.50	-03 37 16.90	NGC 4843	5134±4	1.64	-22.26	10.34	—	2.24	4935±9	583	610	3.27±0.51	4.3	9.9	9.58	-0.76
1765 ^R	12 58 01.20	01 34 33.00	NGC 4845	1108±3	2.28	-17.89	10.30	-12.01	2.33	1063±17	441	490	2.33±0.48	4.2	7.9	8.09	-2.20
1769 ^{NC1}	12 59 13.30	34 56 10.60	2MASX J12591328+3456110	929±1	0.78	-14.44	7.67	-9.74	3.07	849±1	68	100	0.38±0.29	42.0	61.4	8.51	0.84
1772	12 59 52.40	03 37 58.50	ASK 176173	1040±5	0.55	-13.30	6.92	-9.42	1.88	1033±3	50	62	0.38±0.14	4.6	4.8	7.29	0.37
1775	13 00 17.50	-03 03 58.90	PGC 4473	1134±23	0.79	-16.34	6.11	—	2.60	1135±42	70	188	0.87±0.33	4.1	6.6	7.73	1.62
1776	13 00 24.99	13 40 13.10	UGC 8114	2009±4	0.22	-16.35	8.06	-9.26	1.72	1988±1	131	159	5.17±0.20	23.0	43.3	8.99	0.93
1777	13 00 34.90	64 26 49.60	UGCA 317	2089±2	0.69	-17.39	6.29	-9.55	3.17	2047±12	40	70	0.50±0.25	3.7	4.1	8.00	-0.67
1778	13 00 39.20	02 30 02.60	NGC 4900	961±3	1.06	-18.07	6.29	-8.71	2.38	961±1	86	137	14.85±0.26	61.9	111.5	8.82	2.53
1780	13 00 58.10	-00 01 30.10	NGC 4904	1190±2	1.01	-19.07	—	—	2.56	1172±1	190	220	10.27±0.35	22.9	48.3	8.83	8.83
1781 ^{NC1}	13 01 03.70	-01 57 12.20	UGC 8127	1467±1	0.53	-16.78	6.03	-10.19	2.99	1461±2	143	180	7.62±0.37	25.6	35.3	8.89	2.87
1783	13 02 40.80	01 04 26.80	UM 538	903±2	0.03	-13.98	6.70	-9.03	1.53	904±15	43	84	0.23±0.13	3.9	3.7	6.95	0.25
1784	13 02 55.70	55 41 40.10	MCG +09-21-092	1356±3	0.19	-14.69	7.19	-9.33	3.34	1361±4	100	129	3.25±0.35	9.9	16.1	8.47	1.27
1785 ^{NZ}	13 03 44.20	02 02 23.10	PGC 135818	970±69	0.57	-14.37	—	—	1.22	985±20	45	98	0.28±0.11	3.9	5.7	7.13	7.13
1786 ^{RUF}	13 04 31.20	-03 34 20.60	UGCA 322	1373±1	0.36	-17.25	—	—	2.79	1360±1	117	140	20.90±0.31	67.7	114.9	9.27	9.27
1787	13 04 31.80	-02 59 16.90	PGC 1078534	1278±3	0.56	-15.86	7.82	-10.00	3.04	1278±1	68	85	2.94±0.26	14.7	19.4	8.36	0.35
1790	13 05 18.80	36 06 10.40	IC 4171	1201±3	0.48	-15.62	7.71	-9.93	2.94	1200±2	111	132	3.81±0.31	13.1	20.4	8.42	0.35
1791	13 05 24.60	32 54 00.30	UGC 8181	897±2	0.44	-15.20	7.70	-10.45	2.35	881±2	90	116	3.19±0.23	18.4	23.8	8.08	0.35
1792	13 05 24.90	56 19 21.90	NGC 4964	2535±5	1.08	-18.72	9.61	-10.18	4.39	2543±8	238	282	5.62±0.68	7.7	13.7	9.24	-0.37
1793	13 05 41.50	36 01 02.80	IC 4178	1190±1	0.55	-15.09	7.62	-9.58	3.58	1187±22	87	167	1.46±0.43	5.2	7.2	7.98	0.35
1794	13 06 04.40	55 39 21.90	NGC 4977	8306±3	1.51	-21.82	11.18	-12.39	3.57	8329±3	131	169	6.29±0.42	15.9	24.9	10.32	-0.37
1795 ^{C1}	13 06 45.20	35 06 02.00	UGC 8199	4891±3	0.75	-19.76	9.65	-9.76	2.31	4837±3	309	329	3.36±0.38	7.1	13.5	9.58	-0.37
1796	13 06 56.10	14 48 26.60	CGCG 101-001	969±2	0.41	-14.66	7.19	-9.50	2.58	965±11	39	86	0.76±0.22	6.0	7.8	7.55	0.36
1800	13 08 37.60	54 04 27.70	UGC 8231	2461±3	0.60	-18.24	8.91	-9.69	4.30	2465±5	210	252	7.97±0.63	10.7	21.1	9.37	0.37
1802 ^{C1}	13 08 50.10	-00 49 02.30	2MASX J13085009-0049018	5379±3	1.67	-22.20	10.91	-12.10	1.95	5373±5	474	490	2.05±0.39	4.0	7.9	9.45	-1.37
1804 ^{NZP}	13 09 06.50	05 14 35.10	ASK 176668	3605±100	0.13	-16.27	—	—	2.78	3600±3	130	160	4.22±0.32	12.4	21.9	9.42	9.42
1806	13 09 33.10	01 40 23.00	NGC 4999	5633±2	1.49	-21.46	11.06	-12.38	2.85	5652±6	440	471	4.92±0.57	6.9	13.4	9.88	-1.18
1808	13 09 47.50	28 54 25.00	NGC 5000	5592±3	1.42	-20.87	10.70	-10.31	2.97	5613±5	155	191	4.05±0.37	10.5	17.9	9.79	-0.57
1810	13 10 45.70	58 09 24.80	ASK 215211	1411±2	0.54	-15.39	7.73	-9.57	2.89	1402±13	108	146	1.18±0.32	4.3	6.5	8.05	0.35
1811	13 10 56.50	11 28 38.50	UGC 8255	3365±4	0.87	-19.37	9.57	-10.54	2.20	3365±2	186	211	6.13±0.29	17.5	33.6	9.52	-0.36
1812 ^{C1}	13 11 15.80	36 59 11.40	PGC 4574306	1041±8	0.88	-12.78	6.99	-9.85	3.07	1131±9	136	168	1.28±0.37	5.2	5.9	7.90	0.37
1813	13 11 31.20	36 16 55.60	NGC 5014	1135±3	1.20	-17.73	9.22	-9.97	2.87	1132±6	114	196	6.81±0.37	19.9	36.8	8.62	-0.59
1814	13 12 06.30	46 11 46.10	NGC 5021	8441±5	1.65	-21.76	11.37	-11.79	2.40	8363±4	658	678	5.51±0.57	6.1	14.5	10.27	-1.10
1815 ^{RF}	13 13 27.10	36 36 07.00	NGC 5033	1081±5	1.82	-19.16	—	—	3.29	871±1	435	462	96.82±0.66	92.6	234.3	9.55	9.55
1816	13 14 06.50	48 09 22.50	UGC 8316	2525±2	0.76	-17.76	8.92	-10.40	2.68	2529±21	123	185	0.83±0.34	4.3	4.6	8.41	-0.51
1817	13 14 10.80	39 08 55.40	UGC 8315	1147±1	0.24	-15.81	7.54	-8.92	2.89	1134±3	119	148	3.78±0.33	11.0	19.8	8.37	0.83
1819	13 14 53.40	27 00 29.20	UGC 8325	4628±5	1.46	-18.74	10.03	-10.60	2.80	4622±3	313	333	4.28±0.47	7.4	14.2	9.64	-0.38
1820	13 15 21.50	38 03 08.00	PGC 2116640	912±25	-1.64	-13.93	—	—	1.53	881±7	59	78	0.23±0.13	3.9	3.3	6.93	6.93
1821	13 16 00.60	40 58 09.80	MCG +07-27-055	1124±4	0.53	-14.96	7.51	-9.49	2.89	1112±4	70	92	1.47±0.26	7.5	10.0	7.94	0.43
1822	13 16 10.60	25 40 23.20	PGC 4362343	988±3	0.19	-15.07	7.09	-9.39	2.88	1011±2	55	82	3.03±0.24	18.1	23.4	8.17	1.08
1823 ^{C2}	13 16 35.84	03 03 51.70	CGCG 044-048	6032±3	0.94	-19.44	9.80	-10.02	4.65	6030±22	190	264	1.45±0.69	4.7	3.7	9.41	-0.40
1824	13 16 52.30	12 32 53.60	NGC 5058	968±2	0.46	-16.60	8.08	-9.47	2.92	964±2	166	200	9.99±0.38	21.2	44.1	8.65	0.57
1826	13 17 16.60	06 02 17.30	NGC 5060	6241±3	1.49	-21.19	—	—	1.75	6245±6	328	352	2.01±0.30	5.0	10.3	9.58	9.58
1827 ^{C3}	13 17 58.70	04 24 12.20	IC 0871	6218±3	1.39	-21.04	10.85	-11.59	2.32	6237±3	455	486	6.84±0.47	11.4	22.5	10.11	-0.74
1828 ^F	13 18 45.10	41 56 58.70	UGC 8365	1247±2	0.62	-16.46	8.35	-10.32	2.64	1261±2	132	159	5.02±0.31	15.3	27.5	8.59	0.24
1829	13 18 46.70	27 43 56.10	UGC 8363	2436±2	0.44	-17.15	8.33	-10.55	2.49	2450±2	141	172	6.26±0.30	17.9	35.0	9.26	0.92
1830	13 20 18.60	50 43 13.30	UGC 8386	2486±3	0.60	-17.51	8.71	-9.90	3.26	2476±8	171	212	3.04±0.44	7.5	11.8	8.95	0.24
1831 ^{UF}	13 20 32.10	05 24 29.10	UGC 8382	973±7	0.33	-15.41	6.10	—	1.57	964±4	73	98	1.59±0.14	8.0	19.6	7.85	1.75
1833	13 20 38.70	09 47 10.00	UGC 8385	1102±2	0.53	-16.85	8.24	-9.44	3.09	1129±1	140	157	8.96±0.36	22.9	40.7	8.74	0.50
1834 ^{C3}	13 20 44.60	43 03 37.50	PGC 3084928	1311±3	0.76	-15.34	7.94	-9.97	2.22	1301±11	71	137	1.49±0.24	8.5	13.2	8.09	0.14

Table A.1. – continued.

Source	RA (J2000.0)	Dec	Name	V_{opt} km/s	$g-z$ mag	M_g mag	M_* [log] M_{\odot}	$sSFR$ [log] yr^{-1}	rms mJy	$V_{\text{H I}}$ km/s	W_{50} km/s	W_{20} km/s	$F_{\text{H I}}$ Jy km/s	SNR	S/N	$M_{\text{H I}}$ [log] M_{\odot}	$\frac{M_{\text{H I}}}{M_*}$ [log]
1835 ^{NF}	13 20 52.30	57 38 29.70	NGC 5109	2103±1	0.53	-18.52	—	—	3.57	2136±4	191	224	6.35±0.49	10.4	21.3	9.15	9.15
1836	13 21 23.09	00 20 32.60	NGC 5104	5561±2	1.70	-20.50	10.99	-11.52	2.69	5555±11	386	425	3.25±0.51	5.1	10.1	9.68	-1.30
1837 ^{C1}	13 21 23.98	57 41 40.30	2MASX J13212499+5741501	2050±1	0.39	-16.69	8.23	-9.15	3.91	2076±11	149	200	3.97±0.51	6.8	13.8	8.92	0.69
1838	13 21 36.00	42 16 57.70	UGC 8400	3389±4	0.95	-19.08	9.60	-10.26	2.49	3382±10	154	191	1.73±0.32	5.4	9.2	8.98	-0.62
1839 ^R	13 21 56.40	38 44 04.90	NGC 5112	978±5	0.52	-18.01	8.90	-10.84	2.74	972±1	188	221	28.98±0.38	60.0	127.9	9.12	0.22
1840	13 22 32.50	54 49 05.50	CGCG 271-034	3539±4	0.78	-18.97	9.44	-10.08	3.37	3541±2	165	180	4.23±0.42	9.2	16.0	9.41	-0.04
1841	13 22 55.60	26 58 50.60	NGC 5116	2884±3	1.31	-19.65	10.22	-10.73	2.35	2886±2	329	346	4.89±0.40	9.6	18.9	9.29	-0.93
1842	13 22 56.50	28 18 59.10	NGC 5117	2389±3	0.73	-18.63	9.11	-10.43	2.66	2388±2	228	253	7.70±0.39	14.9	31.7	9.33	0.22
1843	13 23 10.50	43 05 10.50	NGC 5123	8291±3	1.34	-22.01	11.09	-10.73	3.44	8295±7	275	313	5.17±0.55	7.1	14.7	10.23	-0.85
1844	13 23 40.30	04 30 55.40	ASK 177443	7006±5	0.31	-17.71	6.23	-9.22	1.48	6996±32	139	251	0.75±0.21	5.0	7.0	9.25	3.02
1845 ^{C1}	13 23 41.60	31 38 46.70	CGCG 161-041	4976±5	1.16	-19.17	9.84	-11.14	2.75	4978±51	38	160	0.34±0.32	3.4	3.3	8.62	-1.22
1848 ^{C3}	13 24 00.70	09 42 36.70	NGC 5125	6966±2	1.46	-21.54	11.08	-12.38	2.11	6980±17	474	576	5.36±0.46	8.2	19.0	10.10	-0.88
1850	13 24 35.20	06 31 44.80	UGC 8427	6924±3	1.63	-21.39	11.21	-11.11	2.74	6940±5	499	523	4.49±0.57	6.0	11.9	10.02	-1.19
1851	13 25 13.90	43 16 02.10	NGC 5145	1226±4	1.80	-17.93	10.09	-10.29	3.40	1219±2	223	262	13.54±0.51	21.5	44.2	8.98	-1.19
1852 ^{NF}	13 26 21.40	02 05 58.40	NGC 5147	1103±60	0.73	-17.85	—	—	3.48	1086±1	152	177	12.43±0.43	26.0	48.0	8.85	8.05
1853	13 26 36.60	42 45 51.40	UGC 8449	1230±2	0.55	-16.07	7.99	-9.56	3.54	1231±2	148	171	5.98±0.43	12.1	23.0	8.64	0.65
1854 ^N	13 27 01.20	10 03 21.30	UGC 8450	1067±9	0.33	-15.34	—	—	1.76	1049±1	54	81	2.36±0.15	22.9	30.2	8.10	8.10
1855	13 27 02.60	42 46 49.20	2MASX J13270262+4246450	1276±1	0.37	-15.46	7.65	-9.34	3.54	1270±6	106	130	1.87±0.37	5.6	8.5	8.16	0.21
1856	13 27 24.60	45 26 18.90	MCG +08-25-002	1263±2	0.32	-15.78	7.63	-9.14	4.03	1264±4	92	117	2.90±0.41	8.0	12.4	8.35	0.22
1857 ^{C1}	13 28 10.10	46 40 19.60	NGC 5169	2417±3	0.86	-18.58	9.29	-9.95	3.58	2400±4	242	275	8.85±0.55	11.4	26.2	9.39	0.19
1858 ^{NF}	13 28 12.20	02 16 42.50	PGC 135827	1006±1	0.29	-14.29	—	—	2.90	1016±1	53	71	2.55±0.23	17.6	20.1	8.10	8.10
1859 ^{C1}	13 28 25.30	46 35 29.90	NGC 5173	2420±2	1.27	-19.49	10.10	-11.15	2.71	2414±10	144	250	6.81±0.40	15.4	34.5	9.28	-0.81
1861 ^{C2}	13 28 49.80	46 15 44.50	CGCG 246-005	2620±3	0.93	-18.54	9.39	-10.22	2.08	2636±4	87	100	0.51±0.19	4.0	4.3	8.23	-1.12
1862	13 29 25.90	11 00 28.40	NGC 5162	6811±3	1.60	-21.55	11.29	-12.78	3.50	6837±2	585	616	14.87±0.79	18.5	28.6	10.53	-0.26
1863	13 29 38.70	45 23 16.40	UGC 8489	1293±1	0.37	-16.77	6.03	-9.49	3.46	1295±1	135	155	10.11±0.40	25.5	41.7	8.91	2.89
1864	13 29 55.70	01 32 38.20	PGC 135828	1047±2	0.39	-14.37	7.15	-9.45	1.56	1042±15	37	83	0.23±0.13	4.4	4.0	7.09	-0.66
1865	13 30 03.60	62 30 41.60	NGC 5205	1759±2	1.34	-18.91	9.81	-10.82	5.29	1762±2	258	278	11.63±0.82	12.6	22.7	9.24	-0.87
1866 ^{C1}	13 30 06.14	-01 43 14.10	NGC 5183	4300±2	1.36	-22.27	10.67	-10.56	1.67	4284±8	367	671	22.46±0.40	51.0	115.2	10.30	-0.67
1867 ^{C1}	13 30 11.50	-01 39 47.20	NGC 5184	3981±2	1.52	-22.14	10.74	-11.10	2.07	4148±1	658	689	19.71±0.50	27.4	61.0	10.21	-0.59
1869	13 30 59.60	62 01 27.60	UGC 8514	1982±2	0.51	-17.45	8.49	-9.45	5.11	1946±5	184	206	4.11±0.68	5.8	9.8	8.87	0.38
1870 ^{C1}	13 31 45.90	-02 42 47.00	IC 0892	6282±3	1.59	-22.39	11.00	-12.24	1.39	6100±17	448	513	1.76±0.29	5.4	9.8	9.50	-1.50
1871	13 31 56.02	31 01 58.40	UGC 8517	4665±3	0.58	-18.81	9.13	-9.62	3.49	4659±9	187	232	3.70±0.49	7.1	12.7	9.59	0.55
1872 ^{C1}	13 32 10.40	62 46 03.90	NGC 5218	2853±3	1.57	-20.02	10.83	-11.72	2.72	2925±17	294	380	4.32±0.49	7.4	15.3	9.25	-1.38
1873 ^{C3}	13 33 05.30	-01 02 08.80	NGC 5211	3701±1	1.55	-21.86	10.70	-12.39	2.14	3719±3	286	323	7.33±0.35	16.5	33.3	9.69	-1.14
1874 ^F	13 33 14.74	45 50 13.80	UGC 8538	1329±3	0.40	-15.36	7.54	-9.25	3.57	1327±2	122	137	2.77±0.39	8.1	11.7	8.37	0.89
1875	13 33 20.20	51 29 25.10	NGC 5225	4585±2	1.40	-20.04	10.47	-11.82	3.33	4597±8	219	245	2.71±0.48	4.7	9.0	9.44	-1.05
1876 ^N	13 33 31.80	38 36 19.50	UGC 8542	1189±5	0.72	-15.54	7.99	-9.89	2.08	1188±1	136	156	4.55±0.24	18.5	31.0	9.49	0.50
1878	13 35 16.18	44 45 41.10	UGC 8577	2639±5	0.73	-17.03	8.57	-10.07	3.39	2628±7	185	221	3.62±0.47	7.2	13.0	9.08	0.51
1880	13 35 42.72	45 55 46.40	UGC 8588	1443±13	0.62	-16.41	8.24	-10.95	3.96	1446±1	44	68	4.33±0.30	22.9	27.2	8.64	0.40
1881 ^{NP}	13 35 45.50	08 58 08.60	UGC 8575	1162±3	0.34	-16.13	—	—	2.24	1162±1	122	141	9.52±0.25	40.1	63.7	8.79	8.79
1883	13 35 55.20	35 35 17.70	NGC 5240	2226±5	1.16	-19.10	9.80	-11.78	3.00	2229±3	250	266	3.41±0.45	6.6	11.9	8.91	-0.88
1884	13 36 01.20	49 57 39.00	IC 0902	1616±4	1.39	-17.72	9.55	-10.52	4.48	1613±7	266	293	4.74±0.71	5.1	10.7	8.77	-0.78
1885	13 36 02.20	08 11 11.10	FGC 1642	1230±6	0.50	-14.37	7.44	-9.60	2.58	1240±3	110	126	1.68±0.27	6.2	10.3	8.10	0.65
1886 ^{C3}	13 36 07.30	51 14 08.90	NGC 5250	4337±7	1.36	-20.65	10.67	-12.28	1.92	4507±8	397	416	1.68±0.36	3.4	7.2	9.22	-1.46
1887 ^F	13 36 16.64	38 20 23.70	NGC 5243	4377±2	1.39	-20.07	8.85	-9.40	2.31	4153±18	374	443	3.54±0.45	5.4	13.0	9.47	0.61
1889	13 36 22.85	39 42 16.50	PGC 101496	2457±1	0.15	-15.74	7.35	-8.65	3.05	2450±10	93	124	1.16±0.31	4.6	6.5	8.52	1.17
1891 ^{NRFF}	13 37 31.99	08 53 32.20	NGC 5248	1048±3	1.57	-19.08	—	—	2.76	1150±1	272	299	35.46±0.44	50.7	129.3	9.35	9.35
1892	13 38 30.60	08 26 32.30	UGC 8629	1020±2	0.50	-15.24	7.58	-9.48	2.17	1019±2	119	141	3.71±0.24	14.9	25.9	8.27	0.69
1894	13 38 45.43	-00 25 00.60	CGCG 017-048	3799±3	0.72	-19.10	9.13	-9.96	1.72	3790±2	181	199	2.53±0.22	9.5	17.9	9.24	0.12
1898	13 39 35.95	43 03 10.00	Mrk 0267	3533±3	1.03	-18.58	9.66	-9.98	3.13	3531±8	78	140	2.77±0.34	10.2	16.4	9.22	-0.43
1900	13 40 15.21	38 52 09.50	CGCG 218-035	3957±2	1.37	-19.23	10.13	-11.68	1.81	3972±6	341	365	1.99±0.32	5.5	9.8	9.18	-0.95

Table A.1. – continued.

Source	RA (J2000.0)	Dec	Name	V_{opt} km/s	$g-z$ mag	M_g mag	M_* [log] M_{\odot}	$sSFR$ [log] yr^{-1}	rms mJy	V_{HI} km/s	W_{50} km/s	W_{20} km/s	F_{HI} Jy km/s	SNR	S/N	M_{HI} [log] M_{\odot}	$\frac{M_{\text{HI}}}{M_*}$ [log]
1901 ^{C3}	13 40 29.82	42 59 33.60	UGC 8656	2868±3	1.39	-17.81	9.64	-10.39	3.21	2859±39	163	306	2.27±0.52	5.3	9.2	8.94	-0.70
1902	13 40 39.90	54 19 58.30	UGC 8658	2009±6	1.00	-18.70	9.48	-11.94	3.79	2017±1	230	254	14.23±0.56	22.3	41.0	9.45	-0.04
1903	13 40 39.96	38 47 38.60	NGC 5267	5916±3	1.58	-20.84	10.96	-11.67	1.39	5935±9	540	565	1.12±0.30	3.8	5.7	9.28	-1.68
1904	13 40 43.30	39 33 10.50	ASK 322268	3337±3	0.81	-16.23	8.39	-10.04	2.29	3348±8	158	187	1.18±0.29	5.1	6.7	8.80	0.42
1905 ^{C1}	13 40 55.44	38 52 24.00	2MASX J13405544+3852244	6000±3	1.10	-18.71	9.68	-10.02	1.77	6046±18	105	154	0.60±0.20	3.8	5.4	9.02	-0.65
1906	13 41 17.20	33 46 21.40	UGC 8662	2025±1	0.64	-17.14	8.56	-9.74	3.06	2033±12	168	207	2.04±0.41	4.8	8.5	8.61	0.04
1907	13 41 23.50	33 51 29.60	PGC 2040056	1529±8	0.35	-14.08	7.18	-9.34	1.96	1521±5	47	60	0.25±0.14	3.5	3.1	7.45	0.27
1908 ^{NC1F}	13 41 39.30	55 40 05.10	NGC 5278	7610±3	1.65	-20.93	6.42	-6.41	2.64	7601±107	279	542	2.11±0.56	3.5	7.8	9.76	3.34
1909 ^{C3}	13 41 42.40	38 29 56.60	UGC 8667	1375±7	0.32	-15.87	8.04	-10.80	3.09	1380±7	148	205	4.79±0.41	11.7	21.1	8.64	0.59
1910	13 41 49.50	47 53 19.80	UGC 8676	2240±9	0.48	-16.62	8.09	-9.39	3.48	2234±3	149	171	4.20±0.42	9.8	16.3	9.00	0.91
1911	13 42 16.10	60 46 36.80	UGC 8684	2204±4	1.37	-18.07	9.63	-10.53	3.63	2190±15	198	249	1.83±0.53	4.7	5.9	8.63	-1.01
1913	13 45 18.10	55 17 26.90	NGC 5294	1966±1	0.52	-17.39	8.61	-9.49	3.05	1968±15	31	82	0.64±0.26	4.9	6.2	8.08	-0.52
1914 ^{C3R}	13 45 19.20	41 42 45.20	NGC 5290	2549±4	2.44	-19.22	10.83	-13.19	3.29	2567±3	461	484	10.06±0.67	9.0	23.5	9.50	-1.32
1916 ^{C1}	13 46 18.66	43 51 04.80	NGC 5296	2247±2	0.95	-17.94	9.21	-10.06	2.80	2403±1	400	429	34.69±0.54	44.7	102.4	9.99	0.88
1917	13 46 24.67	46 06 25.30	NGC 5301	1504±4	1.20	-18.94	9.90	-11.71	3.30	1503±1	307	333	27.48±0.56	35.5	78.8	9.48	-0.42
1920	13 47 15.99	13 10 37.80	ASK 442182	1102±2	0.56	-13.12	6.69	-9.24	1.59	1087±6	37	61	0.34±0.12	5.5	5.9	7.29	0.60
1921	13 47 22.10	38 18 10.00	ASK 512353	1339±1	0.48	-14.69	7.39	-9.43	1.40	1334±13	70	107	0.42±0.13	4.2	6.0	7.56	0.19
1922	13 47 33.70	40 21 03.80	UGC 8721	2616±2	0.72	-17.37	8.72	-9.87	3.33	2617±7	123	158	2.17±0.39	7.0	9.7	8.85	0.19
1923 ^{C1}	13 47 45.48	38 15 33.20	NGC 5303B	1404±2	0.74	-16.48	8.35	-10.07	2.79	1407±6	155	230	7.93±0.39	17.5	37.8	8.88	0.34
1927	13 48 16.00	03 57 03.10	NGC 5300	1172±5	1.12	-17.58	9.59	-11.48	2.02	1170±1	207	226	12.19±0.28	36.4	69.7	8.90	-0.60
1928	13 48 22.70	08 12 41.70	PGC 1341784	1160±2	0.01	-13.93	6.45	-8.48	1.67	1174±5	47	64	0.27±0.12	4.2	3.9	7.26	0.19
1931	13 49 04.50	39 29 51.50	UGC 8736	2367±4	1.22	-18.61	9.65	-10.38	2.73	2374±4	249	267	3.44±0.41	6.7	13.2	8.97	-0.19
1932 ^{NF}	13 49 18.10	58 39 49.60	UGC 8743	1752±2	0.66	-16.46	—	—	3.94	1765±3	155	171	3.02±0.48	6.5	10.2	8.66	8.66
1933 ^{C3}	13 49 38.80	04 14 17.80	UGC 8740	7028±3	1.54	-21.82	11.27	-12.64	1.52	7039±4	337	349	0.58±0.26	3.5	3.4	9.14	-2.19
1934 ^{C3}	13 49 44.30	39 59 05.10	NGC 5313	2539±2	1.65	-20.25	10.69	-10.58	4.14	2549±8	406	439	6.47±0.80	5.5	12.8	9.31	-1.39
1935	13 49 50.60	33 37 18.30	NGC 5312	4287±2	1.46	-19.72	10.42	-12.53	1.43	4327±4	323	338	0.92±0.24	4.3	5.8	8.92	-1.39
1936	13 50 20.40	41 21 58.30	NGC 5320	2609±4	1.27	-19.65	10.16	-12.26	2.67	2618±1	308	324	17.60±0.44	32.2	62.0	9.76	-0.40
1937	13 50 31.20	-01 37 58.30	ASK 198870	2475±2	0.02	-15.08	6.12	-8.74	1.49	2469±8	69	103	0.55±0.14	5.8	7.3	8.21	2.09
1938	13 50 35.90	42 32 29.50	UGC 8756	1323±3	1.54	-17.21	7.70	-11.62	2.15	1334±6	254	280	2.32±0.33	6.3	11.2	8.30	0.19
1942	13 51 31.08	39 27 17.00	2MASX J13513107+3927163	1812±2	0.59	-15.68	7.92	-9.49	2.46	1840±20	143	207	1.40±0.33	4.6	7.8	8.36	0.19
1943 ^{NC1}	13 51 43.20	-02 14 11.10	2dFGRS N202127	7083±1	0.48	-18.15	6.22	-9.45	1.44	7084±16	136	180	0.50±0.18	3.8	4.8	9.08	2.49
1944 ^{C3}	13 51 47.20	50 58 41.90	IC 0951	4054±4	1.09	-19.75	9.94	-11.11	3.29	4060±7	131	202	5.60±0.43	13.3	24.4	9.65	-0.30
1945 ^{C3}	13 52 04.20	-02 12 23.80	NGC 5327	4354±2	1.37	-22.13	—	—	2.70	4362±1	89	118	8.31±0.27	33.9	53.5	9.88	9.88
1948 ^{C3}	13 52 09.80	43 14 34.40	NGC 5336	2334±4	0.86	-18.97	9.44	-10.13	2.95	2328±5	183	238	7.73±0.42	15.1	32.0	9.31	-0.13
1950	13 52 23.70	39 41 35.60	NGC 5337	2125±3	1.37	-19.26	—	—	2.54	2127±21	336	412	2.37±0.48	5.2	8.4	8.71	8.71
1952	13 52 34.90	38 42 18.70	UGC 8793	2437±3	0.65	-17.40	8.80	-10.45	2.73	2418±12	165	222	2.54±0.38	7.0	12.0	8.85	0.05
1955	13 52 54.50	-01 06 52.60	NGC 5334	1374±6	1.02	-19.88	9.62	-13.18	2.41	1381±1	210	236	20.02±0.34	56.5	95.0	9.27	-0.35
1956	13 52 56.50	02 48 51.30	NGC 5335	4632±2	1.49	-20.40	10.64	-12.73	2.45	4652±2	290	317	7.71±0.40	15.8	30.3	9.91	-0.74
1957 ^N	13 53 14.30	03 53 52.30	ASK 179168	4326±4	0.50	-17.21	—	—	2.79	4309±4	186	202	2.30±0.36	5.5	9.9	9.31	9.31
1958	13 53 16.20	40 47 45.90	UGC 8807	1964±1	0.54	-16.87	8.34	-9.54	3.05	1960±4	158	180	2.95±0.58	6.7	12.7	8.74	0.39
1960 ^{NC3ZP}	13 53 21.60	40 21 50.10	NGC 5350	2323±28	1.38	-19.91	10.39	—	3.24	2322±1	298	321	20.81±0.34	31.9	61.5	9.73	-0.66
1962 ^{NC1F}	13 53 26.40	40 17 28.70	NGC 5353	2363±13	1.64	-21.03	9.66	—	2.90	2321±1	298	321	15.55±0.48	25.2	51.3	9.61	-0.06
1964	13 53 34.20	37 31 20.00	IC 4341	2344±3	0.87	-18.18	9.12	-10.49	3.00	2344±4	92	110	1.54±0.29	6.4	8.9	8.61	-0.51
1966 ^{C1}	13 54 04.64	13 35 37.80	CGCG 073-095	6647±2	1.41	-20.52	10.67	-12.21	2.52	6661±24	155	262	2.08±0.37	6.2	10.8	9.65	-1.02
1967	13 54 09.36	60 40 40.90	NGC 5370	3035±2	1.45	-19.61	10.31	-12.32	4.50	3065±9	192	217	1.72±0.61	3.7	4.5	8.89	-1.42
1968 ^{C3}	13 54 14.20	-01 26 11.30	NGC 5345	7253±2	1.38	-23.56	11.21	-10.95	1.87	7253±15	298	345	1.54±0.31	4.5	7.8	9.59	-1.62
1969	13 54 29.20	54 19 50.30	NGC 5368	4596±2	1.47	-20.26	10.57	-10.93	3.47	4610±21	290	346	2.96±0.59	3.7	8.2	9.48	-1.09
1970 ^{NC3}	13 54 58.40	05 20 01.40	NGC 5356	1372±5	1.49	-18.12	9.89	-12.03	2.07	1436±2	125	150	2.61±0.23	12.6	18.6	8.41	-1.47
1972 ^{C3}	13 55 35.90	59 37 13.90	UGC 8859	1610±3	0.65	-16.25	8.20	-10.14	3.93	1608±2	151	175	6.92±0.48	12.9	23.7	8.94	0.74
1974 ^{NRZP}	13 55 39.90	40 27 42.30	NGC 5371	2549±55	1.66	-19.95	10.70	—	4.33	2552±1	390	415	22.41±0.81	23.5	43.3	9.85	-0.86
1975 ^{C3}	13 55 44.72	08 11 21.40	CGCG 046-005	6779±2	0.59	-19.62	9.49	-9.57	2.18	6765±5	248	274	3.21±0.33	6.8	15.3	9.85	0.36

Table A.1. – continued.

Source	RA (J2000.0)	Dec	Name	V_{opt} km/s	$g-z$ mag	M_g mag	M_* [log] M_{\odot}	$sSFR$ [log] yr^{-1}	rms mJy	$V_{\text{H I}}$ km/s	W_{50} km/s	W_{20} km/s	$F_{\text{H I}}$ Jy km/s	SNR	S/N	$M_{\text{H I}}$ [log] M_{\odot}	$\frac{M_{\text{H I}}}{M_*}$ [log]
1977	13 56 03.40	13 30 21.00	IC 0959	6863±2	1.56	-21.17	11.06	-12.92	2.49	6865±10	448	505	4.46±0.51	7.6	13.7	10.00	-1.06
1978 ^{C3}	13 56 09.30	05 32 33.30	PGC 4019959	1095±3	-0.48	-13.81	—	—	3.27	1102±6	33	51	0.34±0.22	4.1	3.0	7.30	7.30
1980 ^{C3}	13 56 51.00	37 47 50.00	NGC 5378	2985±2	1.39	-19.90	10.37	-12.35	2.68	2984±4	299	317	3.13±0.44	5.9	11.1	9.13	-1.24
1982	13 56 56.00	29 09 51.70	NGC 5375	2373±2	1.45	-19.79	10.33	-12.08	4.52	2381±2	288	310	8.58±0.73	11.5	18.5	9.37	-0.96
1984	13 57 11.48	50 26 08.50	UGC 8880	1867±4	1.34	-16.60	9.05	-10.40	2.96	1870±16	210	256	1.86±0.44	4.0	7.2	8.50	-0.55
1985	13 57 14.00	04 18 26.30	PGC 1266441	1214±15	3.12	-12.40	7.87	-10.34	1.33	1218±7	112	131	0.46±0.14	3.8	5.4	7.52	-0.34
1986 ^{C1}	13 57 19.16	11 58 33.60	CGCG 074-016	6104±6	0.73	-19.53	9.62	-9.93	2.52	6106±31	64	316	3.37±0.41	11.5	27.3	9.78	0.16
1990	13 57 37.30	39 28 53.50	ASK 322527	1380±7	0.52	-14.61	7.34	-10.95	2.75	1364±5	90	116	1.57±0.27	7.8	10.0	8.15	0.81
1991	13 57 49.50	42 13 29.50	ASK 309703	1368±4	0.42	-15.08	7.46	-9.19	2.13	1371±3	65	95	1.71±0.19	12.0	16.4	8.19	0.73
1993 ^V	13 58 16.50	59 48 48.00	NGC 5402	3098±2	1.16	-18.94	—	—	4.18	3045±33	379	477	5.28±0.84	4.4	10.7	9.37	9.37
1994 ^{C3}	13 58 23.80	25 32 59.50	KUG 1356+257	2602±1	0.50	-17.57	8.56	-9.31	2.70	2602±8	154	201	3.32±0.35	8.5	16.3	9.03	0.74
1995	13 58 37.90	60 47 48.50	UGC 8909	1609±9	0.74	-17.42	8.72	-10.89	4.02	1624±2	146	161	4.79±0.47	9.5	16.3	8.78	0.66
1996 ^{C1}	13 58 37.90	37 25 28.10	NGC 5395	3471±3	1.75	-20.44	10.89	-11.74	2.49	3459±9	506	618	17.45±0.57	17.8	51.4	10.00	0.99
1999 ^U	13 59 11.60	52 21 41.30	UGC 8914	1982±3	0.23	-11.68	6.03	-9.70	3.75	1971±4	47	73	1.72±0.30	9.3	11.0	8.51	2.68
2000	13 59 30.58	38 47 34.70	UGC 8913	5517±4	0.94	-19.05	9.63	-10.19	2.33	5510±10	237	279	1.82±0.36	5.9	8.3	9.42	-0.74
2001	13 59 31.41	34 46 24.80	NGC 5399	3637±3	1.80	-19.68	10.49	-11.75	2.13	3659±5	386	411	2.85±0.40	6.4	11.2	9.26	-1.22
2002 ^{NC1}	13 59 50.80	38 10 56.20	NGC 5403	2744±5	2.10	-18.99	10.91	-10.73	2.48	2742±2	498	532	21.51±0.53	21.7	64.2	9.89	-1.62
2003	14 00 20.10	38 54 55.50	NGC 5406	5387±2	1.58	-21.37	11.06	-12.61	3.28	5391±3	377	395	4.70±0.60	7.1	12.1	9.82	-1.55
2005	14 00 45.70	59 19 41.80	NGC 5430	3071±6	1.76	-20.22	10.60	-9.86	4.50	2958±5	314	342	5.91±0.77	7.1	12.2	9.40	-1.50
2006 ^{C1}	14 00 49.99	49 30 59.80	ASK 401152	1849±5	-0.25	-13.97	7.32	-9.42	2.08	1865±1	153	171	3.95±0.25	13.7	25.3	8.82	1.20
2008	14 01 14.70	50 13 23.10	2MASX J14011475+5013235	1766±2	0.58	-15.96	7.98	-9.53	2.25	1763±5	55	67	0.29±0.17	3.4	2.9	7.63	-0.51
2010	14 01 49.20	37 00 33.80	UGC 8945	3628±2	1.33	-19.59	10.22	-11.70	1.85	3656±13	275	311	1.39±0.30	3.8	7.5	8.96	-1.27
2013	14 02 11.80	55 48 50.40	NGC 5443	1795±2	1.55	-19.21	10.18	-11.89	2.68	1799±6	365	391	2.82±0.49	5.7	9.1	8.64	-1.53
2014 ^{C1}	14 02 34.20	14 33 09.10	IC 0970	4035±2	1.46	-19.75	10.42	-12.24	2.40	4030±13	282	323	2.24±0.40	4.3	9.1	9.24	-1.18
2016 ^{C1A2}	14 02 48.60	09 20 28.90	NGC 5423	5910±2	1.47	-21.20	11.06	-12.67	1.70	5947±15	500	542	1.71±0.36	3.9	7.3	9.47	-1.59
2017 ^R	14 02 50.00	49 10 21.60	NGC 5448	2012±2	1.74	-19.47	10.51	-12.67	2.54	2019±1	402	429	17.40±0.49	24.3	56.4	9.53	-0.98
2019	14 03 00.80	50 00 43.60	2MASX J14030084+5000434	1909±2	0.73	-17.08	8.57	-9.71	2.31	1909±9	93	131	1.24±0.24	6.3	9.2	8.34	-0.88
2020	14 03 12.06	11 43 11.50	2MASX J14031209+1143112	5309±4	0.84	-18.93	9.43	-9.74	1.87	5291±8	234	254	0.88±0.27	3.3	5.1	9.08	-0.65
2022	14 03 36.74	39 03 10.10	UGC 8980	5798±3	1.20	-20.72	10.50	-10.44	2.99	5806±11	205	254	2.80±0.44	6.1	10.7	9.66	-0.84
2025	14 03 57.30	39 36 04.20	ASK 323185	1396±4	0.33	-14.82	7.51	-9.48	2.01	1384±6	86	105	0.67±0.19	4.5	6.0	7.79	0.29
2032 ^{C1}	14 05 59.30	55 00 42.90	2MASX J14055923+5500414	2010±4	1.18	-16.98	9.05	-10.41	2.67	1991±38	124	215	0.96±0.32	3.5	5.3	8.25	-0.80
2033	14 06 21.60	50 43 30.30	NGC 5480	1911±4	1.00	-19.46	9.71	-9.90	2.99	1888±6	183	229	4.47±0.42	10.8	18.2	8.89	-0.87
2034 ^F	14 06 31.90	06 01 46.80	NGC 5470	1015±6	1.54	-17.15	9.45	-11.05	2.91	1021±3	245	262	3.60±0.44	6.4	13.1	8.26	-1.19
2035	14 06 38.10	54 59 47.60	ASK 302203	1837±6	0.67	-16.07	8.08	-9.89	3.45	1836±5	122	136	1.53±0.37	4.0	6.6	8.39	0.32
2037	14 07 04.40	10 42 45.20	ASK 413724	1183±2	-0.00	-14.35	6.71	-8.49	2.28	1182±6	60	82	0.63±0.19	5.1	5.9	7.63	0.24
2041	14 07 25.00	55 06 11.00	NGC 5486	1367±5	0.76	-17.41	8.71	-10.11	3.34	1383±2	170	202	10.98±0.44	21.5	41.8	9.01	0.29
2044	14 08 58.10	-02 58 25.60	IC 0978	1642±1	0.61	-18.45	8.44	-9.95	2.07	1630±7	84	121	1.34±0.21	7.6	11.7	8.23	-0.21
2045 ^{NF}	14 09 01.70	48 00 47.90	ASK 400926	2325±4	0.09	-15.69	—	—	2.06	2324±3	98	134	2.51±0.22	14.0	20.3	8.82	8.82
2046	14 09 02.00	36 19 24.30	KUG 1406+365	3323±1	1.22	-17.65	9.32	-10.15	2.92	3315±5	219	239	2.11±0.42	4.9	8.0	9.05	-0.27
2047 ^{NZF}	14 09 37.60	05 05 46.50	ASK 99518	1836±1	0.63	-16.11	—	—	1.57	1818±23	43	113	0.36±0.16	4.5	5.8	7.76	7.76
2052	14 10 00.68	39 11 54.10	KUG 1407+394	1486±8	0.67	-15.07	7.77	-9.79	1.72	1484±4	72	91	0.69±0.15	6.5	7.8	7.86	0.09
2053	14 10 03.08	54 13 05.80	UGC 9071	1822±3	0.82	-17.65	8.84	-10.29	3.41	1822±2	206	223	5.22±0.47	8.9	17.7	8.92	0.08
2054 ^{NF}	14 10 12.90	-02 34 32.90	UGC 9057	1546±1	0.57	-18.21	—	—	2.36	1536±1	201	259	21.24±0.35	55.2	105.2	9.39	9.39
2057	14 10 35.90	59 21 28.70	UGC 9080	3064±2	0.88	-17.86	9.06	-10.04	4.38	3066±7	209	251	4.82±0.62	8.1	12.5	9.34	0.28
2060 ^{NF}	14 11 37.80	-01 09 22.30	NGC 5496	1542±4	0.92	-19.09	9.07	-10.55	2.10	1538±1	253	270	42.88±0.34	89.0	212.6	9.69	0.62
2062	14 11 49.59	47 57 58.80	MCG +08-26-010	2117±2	0.54	-16.89	8.36	-9.54	4.00	2119±7	107	133	1.65±0.43	5.1	6.6	8.55	0.19
2063	14 11 53.44	38 11 37.80	UGC 9088	6129±3	1.61	-20.67	10.91	-11.26	2.77	6132±10	499	545	6.16±0.59	6.6	16.2	10.05	-0.86
2065 ^{NC3}	14 12 22.46	50 20 52.20	NGC 5520	1771±3	1.28	-18.90	—	—	4.94	1865±4	278	297	6.35±0.79	6.7	12.8	9.03	9.03
2066	14 12 31.70	13 18 17.00	NGC 5505	4263±3	1.35	-19.84	10.19	-10.09	2.10	4267±15	224	277	1.47±0.32	5.0	7.7	9.11	-1.08
2067 ^F	14 12 39.90	01 45 17.50	CGCG 018-080	5297±5	0.71	-18.65	7.70	-11.66	2.98	5295±21	52	157	1.67±0.34	7.0	12.7	9.35	1.66
2068 ^{A1}	14 12 58.55	09 55 15.90	CGCG 074-140	7054±3	1.26	-20.11	10.32	-9.94	1.79	7073±11	291	328	1.62±0.30	4.6	8.6	9.59	-0.73

Table A.1. – continued.

Source	RA (J2000.0)	Dec	Name	V_{opt} km/s	$g-z$ mag	M_g mag	M_* [log] M_{\odot}	$sSFR$ [log] yr^{-1}	rms mJy	V_{HI} km/s	W_{50} km/s	W_{20} km/s	F_{HI} Jy km/s	SNR	S/N	M_{HI} [log] M_{\odot}	$\frac{M_{\text{HI}}}{M_*}$ [log]
2070 ^{C3}	14 13 36.92	47 24 21.00	ASK 288105	2144±3	0.51	-16.16	8.02	-9.49	2.77	2136±4	153	182	4.45±0.35	10.7	21.5	8.99	0.97
2072 ^F	14 13 50.67	57 46 36.90	NGC 5526	1889±6	1.34	-18.08	7.04	-11.00	2.82	2009±5	279	299	3.28±0.45	5.4	11.5	8.81	1.77
2073 ^{NP}	14 14 22.20	-03 01 56.50	2dFGRS N206Z082	1885±3	0.75	-16.96	—	—	3.56	1885±5	129	155	1.97±0.41	6.8	8.1	8.53	8.53
2074	14 14 51.40	03 07 51.20	IC 0989	7577±2	1.51	-21.51	11.15	-12.43	1.65	7572±47	216	325	0.75±0.27	3.3	5.0	9.31	-1.83
2075	14 14 52.00	14 07 33.10	UGC 9117	4973±2	1.28	-20.46	10.47	-10.60	2.07	4976±1	363	384	7.95±0.37	17.3	33.0	9.98	-0.49
2076 ^{VRF}	14 14 49.40	25 19 05.00	NGC 5523	1136±2	1.04	-17.69	—	—	3.72	1056±11	246	291	3.75±0.59	5.8	10.7	8.30	8.30
2077	14 14 54.10	-02 08 22.90	ASK 199446	1547±1	—	-13.96	6.61	-8.54	2.26	1553±24	41	120	0.54±0.23	4.8	6.1	7.79	1.19
2078 ^{C3R}	14 15 34.10	36 13 35.60	NGC 5529	2870±4	1.85	-19.81	10.72	-11.04	3.36	2872±3	583	620	24.42±0.77	14.8	49.7	9.99	-0.73
2079 ^{C1}	14 15 39.20	14 16 57.40	NGC 5525	5529±2	1.64	-21.41	11.10	-11.39	1.57	5498±6	572	592	0.96±0.35	4.2	4.2	9.15	-1.95
2081	14 16 57.30	03 50 10.00	PGC 140287	1485±2	1.02	-14.95	7.24	-9.44	4.91	1471±2	95	117	5.62±0.49	12.6	19.4	8.77	1.53
2082 ^{C1}	14 17 02.50	36 34 17.70	NGC 5544	3043±2	1.27	-19.27	10.03	-11.81	3.40	3055±14	250	304	3.67±0.55	5.3	11.3	9.22	-0.81
2083 ^U	14 17 04.20	-01 30 20.10	ASK 200015	1565±2	-0.97	-11.51	6.99	-8.93	4.03	1548±4	66	93	2.54±0.36	10.1	12.8	8.47	1.48
2085	14 17 16.96	58 42 33.80	UGC 9151	3080±3	0.45	-17.55	6.05	-10.55	4.26	3069±8	185	223	4.76±0.59	6.8	13.5	9.33	3.28
2089	14 19 11.50	-02 15 15.60	PGC 1097302	2683±1	-3.03	-12.10	7.29	-8.91	1.63	2624±21	114	162	0.41±0.19	3.3	3.9	8.13	0.84
2091 ^B	14 19 17.50	46 19 13.30	PGC 51162	2018±2	-1.38	-12.28	—	—	3.37	2031±21	136	163	6.21±0.40	14.8	26.1	9.09	9.09
2092	14 19 20.20	01 09 54.60	CGCG 019-003	2443±1	0.42	-16.71	8.15	-9.35	1.91	2438±17	106	168	0.83±0.23	5.1	7.0	8.38	0.54
2093	14 19 25.60	39 51 27.40	Mrk 0676	1611±1	0.48	-16.34	8.17	-9.41	5.81	1631±9	116	141	2.54±0.64	3.9	6.7	8.51	0.25
2095 ^F	14 19 40.90	60 00 01.70	ASK 160403	8111±2	0.72	-18.12	6.65	-8.98	3.34	8219±6	326	340	1.41±0.56	3.0	3.8	9.66	3.01
2096 ^{RF}	14 19 45.40	09 21 52.00	UGC 9169	1272±1	0.47	-16.56	8.31	-10.36	2.51	1297±1	81	131	10.59±0.27	46.0	77.6	8.94	0.61
2097	14 19 57.68	53 28 11.80	2MASX J14195772+5328131	1729±4	0.71	-16.33	8.39	-9.97	2.51	1726±8	83	106	0.72±0.24	4.4	5.2	8.02	-0.27
2098 ^{C1}	14 20 04.40	03 59 33.80	NGC 5560	1733±4	1.35	-18.87	9.95	-11.62	3.02	1745±19	182	344	5.60±0.52	12.5	22.7	8.90	-1.41
2100 ^{C1RF}	14 20 19.50	03 55 57.70	NGC 5566	1592±3	1.50	-20.37	10.33	—	2.23	1540±4	500	539	10.23±0.48	13.9	34.0	9.06	-1.26
2101 ^{NC3}	14 20 26.50	35 11 19.60	NGC 5579	3596±3	0.79	-19.52	9.64	-10.11	4.06	3607±12	115	222	6.99±0.56	12.3	26.3	9.65	0.07
2102	14 20 32.10	03 58 59.60	NGC 5569	1784±2	0.76	-17.35	8.60	-10.42	2.70	1770±1	80	107	5.91±0.26	27.6	40.3	8.95	0.35
2103	14 20 40.30	40 18 55.10	CGCG 219-069	1294±3	0.67	-16.11	8.11	-9.67	3.10	1284±14	69	121	1.05±0.32	5.2	6.8	7.92	-0.19
2105	14 20 44.50	08 37 35.80	ASK 456677	1305±13	0.48	-15.06	7.61	-10.44	2.36	1298±4	86	117	2.30±0.24	10.9	17.4	8.27	0.66
2106	14 20 44.82	51 08 15.50	UGC 9192	3663±1	0.54	-17.95	6.59	-9.17	4.16	3673±24	81	168	1.75±0.50	5.2	7.7	9.07	2.88
2107 ^{C1}	14 20 54.70	39 54 51.10	PGC 2157708	1675±3	0.14	-14.13	7.14	-9.45	3.43	1603±28	80	354	5.71±0.60	14.2	30.8	8.85	1.21
2108 ^{C3}	14 20 55.90	03 14 16.80	NGC 5574	1582±2	1.16	-19.20	9.91	-11.51	2.38	1608±24	72	146	0.74±0.27	4.4	6.0	7.97	-1.94
2110 ^{C1F}	14 21 05.10	03 16 15.50	NGC 5576	1479±8	1.35	-20.07	9.04	-11.73	2.56	1451±29	98	292	3.20±0.40	9.9	20.9	8.49	-0.56
2111	14 21 09.20	39 29 49.30	UGC 9194	1297±2	0.86	-15.78	8.19	-9.86	2.30	1303±9	67	91	0.40±0.20	3.8	3.5	7.52	-0.67
2112 ^{C3RF}	14 21 14.70	03 26 23.90	NGC 5577	1372±15	1.18	-18.27	6.27	-8.61	2.68	1488±1	239	263	8.11±0.40	18.5	32.4	8.94	2.07
2113	14 21 25.10	35 16 14.20	NGC 5588	3406±5	1.30	-19.65	10.18	-10.81	2.22	3403±4	179	194	0.61±0.28	4.5	3.4	8.53	-1.65
2114	14 21 55.70	34 48 19.20	2MASX J14215576+3448195	3132±7	1.15	-17.93	9.34	-10.65	1.67	3137±6	226	244	1.71±0.24	3.9	11.2	8.91	-0.43
2116	14 22 12.20	-01 53 28.70	ASK 200376	1020±6	0.09	-13.13	7.21	—	2.37	1020±8	47	68	0.46±0.18	3.9	4.7	7.36	0.15
2117	14 22 23.80	-00 23 15.60	NGC 5584	1655±3	0.65	-19.71	9.59	-10.34	2.66	1637±1	200	221	20.10±0.37	43.4	88.5	9.41	-0.17
2119	14 22 28.70	37 07 19.90	NGC 5596	3179±2	1.40	-19.34	10.21	-12.06	1.89	3227±27	134	202	0.71±0.25	3.6	5.3	8.55	-1.66
2120 ^{NZ}	14 22 30.70	-01 13 45.80	ASK 200122	1723±59	0.40	-15.52	—	—	2.23	1745±5	77	92	0.48±0.20	4.0	4.0	7.85	7.85
2122 ^{C1}	14 23 01.50	40 22 38.70	NGC 5603	5568±3	1.49	-20.91	10.96	-12.33	2.62	5532±9	205	269	3.88±0.39	9.4	16.9	9.75	-1.20
2123	14 23 27.10	01 43 34.60	UGC 9215	1397±2	0.68	-17.84	8.84	-9.57	2.73	1388±1	215	243	18.76±0.39	41.3	77.7	9.24	0.40
2124	14 23 43.70	05 52 36.60	ASK 463118	1385±2	-0.26	-14.53	7.55	-9.57	1.38	1376±9	68	89	0.22±0.12	3.5	3.2	7.30	-0.26
2126 ^{NF}	14 24 08.40	34 51 41.60	NGC 5614	3907±4	1.65	-21.17	—	—	2.91	3874±13	166	257	3.88±0.43	9.6	17.0	9.45	9.45
2127	14 24 22.90	24 36 50.80	NGC 5610	5063±4	1.38	-20.55	10.66	-10.94	2.93	5051±7	412	437	3.60±0.56	5.1	9.9	9.65	-1.01
2128	14 24 24.30	08 16 34.10	UGC 9225	1248±4	0.61	-16.12	7.94	-9.71	2.98	1253±2	115	141	4.41±0.33	13.1	22.8	8.53	0.59
2130 ^{NF}	14 24 42.70	-03 12 34.10	NGC 5604	2869±3	1.35	-21.12	—	—	2.76	2746±1	317	342	22.68±0.47	42.5	76.1	9.92	9.92
2132 ^K	14 25 21.00	39 32 22.40	UGC 9242	1469±2	0.68	-17.11	8.46	-9.73	2.66	1441±1	173	201	12.97±0.35	32.4	61.4	9.11	0.65
2133	14 26 36.00	51 35 10.60	NGC 5624	1933±2	0.66	-17.54	6.34	-8.07	2.01	1921±4	101	127	1.61±0.21	8.5	13.2	8.46	2.11
2134	14 26 59.80	08 41 01.00	UGC 9249	1371±2	-0.18	-16.62	8.16	-9.42	2.78	1363±1	144	169	7.47±0.33	20.1	37.1	8.83	0.67
2135	14 27 04.80	-01 43 46.70	ASK 200456	1803±2	0.23	-14.59	7.01	-8.97	1.52	1800±7	68	88	0.28±0.13	3.7	3.7	7.65	0.63
2136 ^N	14 27 10.70	05 08 08.30	UGC 9252	1558±2	-0.18	-15.91	8.41	—	2.69	1578±4	89	117	1.87±0.27	9.0	12.2	8.35	-0.06
2137	14 27 28.40	46 08 47.50	NGC 5633	2321±4	1.19	-19.70	10.09	-10.32	3.75	2322±2	280	301	8.61±0.60	11.3	22.7	9.35	-0.74

Table A.1. – continued.

Source	RA (J2000.0)	Dec	Name	V_{opt} km/s	$g-z$ mag	M_g mag	M_* [log] M_{\odot}	$sSFR$ [log] yr^{-1}	rms mJy	V_{HI} km/s	W_{50} km/s	W_{20} km/s	F_{HI} Jy km/s	SNR	S/N	M_{HI} [log] M_{\odot}	$\frac{M_{\text{HI}}}{M_*}$ [log]
2138	14 27 36.60	41 15 27.90	NGC 5630	2673±2	0.69	-19.38	9.40	-9.83	3.23	2650±2	239	266	11.27±0.49	16.2	37.3	9.58	0.18
2141 ^{C1}	14 28 10.90	13 33 05.70	UGC 9273	1296±2	0.48	-16.37	7.93	-9.55	2.39	1268±3	150	183	5.65±0.30	16.4	32.0	8.64	0.70
2142	14 28 18.40	13 46 48.80	IC 1014	1288±4	0.88	-18.00	8.97	-10.83	2.22	1287±1	193	213	14.89±0.30	36.6	80.0	9.07	0.10
2143	14 28 31.30	32 52 34.50	ASK 469132	1966±3	0.23	-15.01	7.36	-9.15	2.37	1958±5	97	116	1.16±0.24	5.6	8.2	8.33	0.97
2144	14 28 37.80	00 33 11.00	CGCG 019-041	1542±4	0.93	-16.62	7.37	-10.74	2.64	1544±6	147	180	2.33±0.33	7.4	12.0	8.43	1.06
2147	14 29 16.60	28 49 18.70	NGC 5641	4317±2	1.49	-21.12	10.95	-12.59	2.98	4343±6	522	551	5.21±0.64	7.0	12.6	9.68	-1.27
2148	14 29 33.40	04 10 13.10	ASK 100695	1825±20	0.49	-14.11	7.42	-10.09	1.10	1858±12	124	156	0.32±0.13	3.8	4.4	7.73	0.31
2149	14 29 34.60	-00 01 05.60	UGC 9299	1551±2	0.48	-17.99	8.51	-9.81	3.66	1541±1	176	205	24.75±0.48	41.4	84.3	9.45	0.95
2150 ^{RRF}	14 29 46.30	49 37 16.40	NGC 5660	2282±2	1.09	-19.79	—	—	2.37	2317±1	103	141	16.27±0.26	70.4	111.5	9.62	9.62
2151	14 30 01.80	03 46 22.20	IC 1022	1722±4	0.94	-17.40	8.92	-10.00	2.17	1712±2	209	226	3.39±0.30	10.2	17.9	8.68	-0.24
2153 ^F	14 30 23.00	59 27 44.80	NGC 5667	2021±2	0.78	-18.96	6.08	-8.11	4.77	1934±2	207	234	11.58±0.67	15.9	27.9	9.32	3.24
2154	14 30 25.50	35 19 15.70	NGC 5656	3144±2	1.50	-20.17	10.47	-10.72	3.08	3154±15	351	444	7.41±0.60	8.9	21.2	9.55	-0.62
2157	14 30 39.30	07 16 30.30	NGC 5645	1364±2	0.70	-18.78	9.27	-9.93	2.69	1363±1	183	211	14.48±0.36	31.0	65.9	9.11	-0.15
2158 ^{C1}	14 30 48.70	07 09 25.90	PGC 4419943	1367±4	0.44	-13.73	7.04	-9.40	2.35	1381±11	103	191	3.30±0.30	11.6	22.9	8.50	1.45
2159 ^{C1}	14 31 25.90	30 47 13.10	CGCG 163-072	3643±2	1.17	-18.39	9.69	-9.81	2.05	3710±10	86	182	2.59±0.25	13.0	22.4	9.24	-0.04
2160 ^F	14 31 27.40	03 00 38.80	IC 1024	1509±3	1.27	-18.01	—	—	2.60	1455±4	182	234	6.80±0.37	16.1	32.1	8.84	8.84
2161	14 31 49.70	27 53 30.30	PGC 4553986	4415±5	0.54	-16.57	8.32	-9.68	1.90	4401±6	113	126	0.41±0.20	3.0	3.3	8.58	0.46
2163 ^{C3}	14 32 05.60	57 55 17.10	NGC 5678	1902±2	1.60	-19.86	—	—	4.54	1914±3	391	417	14.33±0.86	10.2	26.4	9.40	9.40
2166 ^F	14 32 20.80	09 56 00.60	KUG 1429+101	1400±2	0.79	-16.30	8.37	-9.87	2.46	1385±12	136	200	2.33±0.32	7.9	13.4	8.33	-0.08
2167	14 32 29.10	00 17 34.40	UGC 9348	1613±2	1.00	-17.77	7.31	—	3.02	1664±12	179	232	2.50±0.42	6.1	10.2	8.52	1.21
2168	14 32 39.80	36 18 08.00	NGC 5675	3972±2	1.98	-20.28	11.12	-11.11	1.20	3982±92	518	1056	4.05±0.36	8.5	24.3	9.49	-1.08
2169 ^{NR}	14 32 43.90	09 53 30.10	NGC 5669	1375±2	0.94	-17.78	9.16	-10.42	2.97	1373±1	181	217	25.78±0.41	57.6	107.0	9.37	0.21
2169	14 32 45.10	02 54 54.00	CGCG 047-085	1527±2	0.49	-16.90	8.22	-9.20	2.13	1525±2	148	175	4.88±0.26	17.3	31.2	8.74	0.52
2170 ^{NZF}	14 32 46.80	49 27 28.40	NGC 5676	2106±47	1.71	-19.78	10.66	—	3.95	2113±2	454	482	20.55±0.80	16.2	40.4	9.65	-1.02
2171 ^{NP}	14 32 53.50	11 35 42.20	UGC 9356	2221±5	0.51	-18.42	—	—	2.06	2224±1	235	257	11.33±0.31	30.0	59.3	9.43	9.43
2172	14 33 09.20	10 30 38.90	NGC 5666	2220±4	1.14	-19.13	9.87	-10.38	2.28	2219±3	186	213	3.81±0.31	11.7	20.2	8.96	-0.06
2173 ^R	14 33 24.30	04 27 01.70	NGC 5668	1582±4	0.55	-18.98	10.04	—	2.91	1582±1	107	133	19.70±0.31	67.4	108.4	9.38	-0.08
2174	14 34 37.00	59 20 16.10	UGC 9391	1904±4	0.58	-17.07	6.62	-10.95	3.97	1907±2	114	137	4.71±0.43	12.1	18.4	8.92	2.00
2175 ^{NZF}	14 35 22.80	05 16 35.50	UGC 9385	1526±53	0.46	-15.30	—	—	2.44	1633±1	92	108	6.73±0.23	30.3	47.6	8.94	8.94
2176 ^{C3A1}	14 35 33.30	12 54 29.60	UGC 9389	1835±2	0.67	-17.92	8.86	-10.16	1.34	1822±1	230	253	14.44±0.20	51.1	117.4	9.36	0.50
2177 ^{NC1}	14 35 39.90	13 10 11.70	UGC 9394	1772±2	0.19	-17.28	8.50	-10.04	2.55	1800±2	192	240	12.17±0.37	24.9	57.0	9.28	0.78
2178 ^{VA1}	14 35 50.10	02 36 19.70	ASK 83319	1569±9	0.47	-15.23	6.18	—	3.48	1559±5	56	88	1.84±0.30	9.0	11.7	8.33	2.00
2181	14 36 11.20	48 35 06.10	NGC 5693	2284±2	0.72	-19.05	9.40	-10.92	4.36	2279±1	43	67	4.69±0.33	23.3	26.9	9.07	-0.38
2183	14 36 40.90	11 34 36.70	LSBC D723-05	1804±3	0.60	-16.07	8.07	-10.82	2.08	1799±7	62	107	1.09±0.20	8.4	11.0	8.23	0.16
2184 ^{C3}	14 36 57.10	41 49 41.20	NGC 5696	5455±3	1.38	-21.02	10.74	-11.03	3.58	5469±3	337	363	7.66±0.62	11.1	19.1	10.04	-0.40
2185	14 37 13.60	43 41 45.40	UGC 9422	3305±5	1.17	-18.61	9.75	-10.59	2.83	3305±3	314	332	4.91±0.47	7.6	16.1	9.41	-0.37
2186	14 37 14.70	38 27 15.30	NGC 5698	3629±5	1.43	-19.81	10.35	-10.05	2.53	3672±14	256	321	3.25±0.42	6.7	13.2	9.32	-1.02
2187	14 37 22.10	36 34 04.20	NGC 5695	4242±2	1.47	-20.63	10.70	-12.15	1.45	4243±23	227	310	0.86±0.23	5.3	6.5	8.88	-1.82
2188 ^{C3}	14 37 30.80	51 33 42.60	NGC 5707	2184±2	1.65	-19.33	10.39	-11.25	2.71	2211±2	411	431	11.04±0.52	14.9	33.2	9.41	-0.97
2189 ^F	14 37 52.50	-00 23 55.20	NGC 5691	1927±2	0.73	-20.24	6.09	-8.28	2.17	1871±3	131	173	4.66±0.26	17.5	31.0	8.90	2.81
2190	14 38 11.50	46 38 17.70	NGC 5714	2237±4	1.47	-18.59	9.94	-11.06	3.12	2234±1	340	357	14.38±0.54	16.0	41.4	9.54	-0.40
2191	14 38 16.30	40 27 24.20	NGC 5704	2710±3	0.92	-19.43	9.69	-9.81	2.81	2721±4	240	257	3.48±0.42	5.8	13.2	9.09	-0.60
2192	14 38 18.10	03 24 37.10	NGC 5692	1607±4	0.82	-17.81	9.26	-9.89	2.55	1589±6	166	197	2.48±0.33	7.3	12.5	8.48	-0.78
2193	14 38 38.30	54 16 38.70	SBS 1437+544	8785±3	1.02	-20.25	10.23	-10.07	2.96	8768±6	166	179	1.06±0.36	3.0	4.5	9.60	-0.53
2194	14 38 50.00	30 26 33.00	NGC 5703	3723±5	1.30	-19.59	10.12	-11.10	2.53	3704±4	352	379	5.09±0.45	7.9	17.7	9.53	-0.70
2195	14 38 59.20	51 07 14.40	UGC 9448	2202±6	1.36	-17.56	9.42	-10.56	3.33	2190±8	255	289	3.64±0.52	5.8	11.3	8.93	-0.49
2196	14 39 15.40	03 16 21.50	PGC 1248765	1584±2	0.53	-15.55	7.79	-9.46	2.60	1593±5	93	115	1.23±0.26	6.0	8.1	8.18	0.38
2197 ^{NC3}	14 39 52.16	42 44 32.40	NGC 5730	2525±3	1.21	-18.59	9.69	-10.93	3.34	2526±3	275	305	11.30±0.54	13.8	33.7	9.54	-0.15
2198	14 39 58.30	02 44 52.40	ASK 83546	1760±6	0.29	-14.60	7.41	-9.53	1.65	1734±6	37	58	0.24±0.12	5.2	4.0	7.55	0.14
2199 ^V	14 40 03.50	34 05 59.50	ASK 393433	1497±1	0.12	-15.48	7.52	-8.99	3.15	1503±14	89	163	2.41±0.37	7.7	13.4	8.42	0.90
2200 ^{C1}	14 40 09.21	42 46 46.30	NGC 5731	2513±2	0.68	-18.76	9.20	-10.10	9.01	2522±19	248	322	10.31±1.49	5.6	12.0	9.50	0.30

Table A.1. – continued.

Source	RA (J2000.0)	Dec	Name	V_{opt} km/s	$g-z$ mag	M_g mag	M_* [log] M_{\odot}	$sSFR$ [log] yr^{-1}	rms mJy	V_{HI} km/s	W_{50} km/s	W_{20} km/s	F_{HI} Jy km/s	SNR	S/N	M_{HI} [log] M_{\odot}	$\frac{M_{\text{HI}}}{M_*}$ [log]
2201 ^{NF}	14 40 10.70	-00 17 38.40	NGC 5713	1963±1	1.06	-21.47	6.33	-7.27	2.31	1873±10	112	158	1.61±0.27	6.6	10.9	8.43	2.10
2202	14 40 26.10	33 59 20.80	NGC 5727	1499±2	0.41	-17.83	8.58	-9.63	3.13	1488±1	190	210	12.06±0.42	21.8	46.2	9.11	0.53
2204	14 40 42.00	40 39 38.90	PGC 3088035	3512±1	0.60	-17.60	8.62	-9.54	1.78	3501±9	93	122	0.51±0.18	4.5	4.9	8.48	-0.14
2206 ^R	14 40 56.40	-00 19 05.50	NGC 5719	1725±3	2.09	-21.39	10.72	-11.02	3.71	1725±2	384	421	23.55±0.70	20.4	53.7	9.53	-1.19
2207 ^{NUF}	14 40 58.30	02 11 11.50	NGC 5725	1628±2	0.77	-17.78	6.37	—	2.44	1627±3	146	167	3.22±0.29	10.0	18.1	8.61	2.24
2208 ^{C3}	14 41 32.00	44 30 45.90	UGC 9476	3269±4	1.01	-19.88	10.03	-10.44	2.54	3266±6	218	253	3.31±0.37	7.5	14.6	9.23	-0.80
2211	14 42 16.50	60 52 23.30	2MASX J14421771+6052290	2292±2	0.42	-16.62	8.33	-9.64	2.73	2248±4	139	149	0.50±0.31	2.8	2.6	8.08	-0.25
2212	14 42 29.60	01 30 01.40	CGCG 019-084	1907±6	0.83	-17.27	8.78	-9.85	2.67	1899±31	75	208	1.46±0.36	6.2	10.4	8.40	-0.38
2213	14 42 33.20	28 43 35.20	NGC 5735	3724±3	1.39	-20.05	10.37	-11.23	2.61	3739±1	238	263	11.14±0.39	24.0	45.5	9.88	-0.49
2214 ^{C3}	14 42 45.90	-00 21 03.90	NGC 5733	1702±1	0.64	-18.16	8.66	-9.70	2.72	1695±12	127	222	4.26±0.38	11.2	23.0	8.77	0.11
2215 ^{C1}	14 42 58.00	04 53 22.50	IC 1048	1644±4	1.50	-18.31	8.53	—	2.45	1632±1	310	326	15.83±0.41	28.1	60.8	9.31	0.77
2216 ^{C1}	14 43 02.80	04 45 56.30	UGC 9485	1700±3	0.55	-16.62	—	-10.95	2.86	1701±10	173	317	11.55±0.47	19.8	50.7	9.21	9.21
2218	14 43 49.20	53 24 02.30	NGC 5751	3289±4	1.07	-19.77	10.01	-10.66	3.22	3290±13	219	266	1.73±0.48	5.0	6.0	8.95	-1.06
2219 ^{C3}	14 44 24.40	01 40 47.10	NGC 5740	1566±2	1.55	-19.09	10.12	-11.36	7.16	1566±2	328	351	21.84±1.24	12.8	27.9	9.41	-0.70
2220 ^{C1}	14 44 30.90	01 31 21.90	CGCG 020-010	1481±2	0.70	-16.34	—	—	3.26	1463±13	94	278	8.98±0.50	20.3	46.9	8.97	8.97
2222 ^{NCF}	14 45 28.70	31 25 55.60	UGC 9504	1514±11	-0.88	-16.24	—	—	2.57	1523±1	67	115	6.95±0.26	35.4	54.5	8.89	8.89
2223 ^{C1}	14 45 32.50	31 24 55.70	UGC 9506	1490±4	0.21	-14.29	6.97	-8.94	2.64	1521±2	56	106	4.89±0.25	28.8	40.8	8.74	1.76
2224 ^{A1}	14 45 33.60	31 54 56.10	ASK 470206	1208±14	-0.61	-13.60	10.28	-10.73	1.91	1207±5	75	96	0.85±0.17	6.1	8.6	7.78	0.66
2226	14 46 11.10	-00 13 22.60	NGC 5750	1659±2	1.51	-21.01	7.12	-11.05	1.46	1676±4	370	395	2.01±0.27	7.8	11.9	8.44	-1.87
2227	14 46 20.20	04 43 58.70	ASK 101615	1515±2	0.01	-14.15	6.78	-8.79	2.84	1512±14	81	124	0.70±0.29	4.4	4.5	7.88	1.74
2228	14 46 21.10	34 22 14.00	UGC 9519	1640±2	1.52	-18.14	9.89	-11.60	2.82	1639±4	122	177	6.85±0.35	19.7	36.4	8.94	-0.09
2231	14 47 21.00	48 54 04.60	2MASX J14472098+4854050	2232±2	0.56	-17.68	8.81	-9.58	3.91	2225±28	139	242	2.64±0.56	5.4	9.5	8.80	-0.01
2233 ^N	14 47 44.50	36 30 16.80	ASK 324646	1225±2	0.01	-13.71	6.62	-8.91	3.04	1233±8	48	82	0.88±0.26	5.5	6.8	7.81	1.19
2234 ^{C3}	14 48 26.70	34 59 53.00	UGC 9537	8819±3	1.80	-21.34	11.33	-12.49	4.73	8804±10	629	687	15.19±1.12	8.2	20.7	10.75	-0.57
2235	14 48 42.60	12 27 25.90	NGC 5762	1780±2	1.14	-18.27	9.47	-11.69	2.74	1790±1	184	199	9.57±0.36	28.4	42.6	9.17	-0.80
2239 ^{C1}	14 50 56.60	35 34 19.50	UGC 9560	1186±2	0.01	-16.49	7.82	-8.71	2.88	1201±4	85	132	3.61±0.31	14.9	22.5	8.41	0.30
2241	14 51 06.70	02 31 26.90	ASK 83982	2070±4	0.31	-14.20	7.67	-9.89	2.39	2085±20	67	134	0.78±0.26	4.9	6.6	8.21	0.24
2242	14 51 14.40	35 32 32.10	UGC 9562	1276±1	0.66	-16.88	8.49	-9.90	2.71	1253±3	170	207	6.90±0.36	16.0	32.4	8.72	0.22
2243 ^{C3}	14 51 17.80	58 58 40.60	NGC 5777	2142±3	1.77	-18.15	9.76	-12.59	6.89	2139±3	424	442	14.23±1.34	7.5	16.6	9.50	-0.21
2244 ^{C1}	14 51 35.90	58 57 13.80	UGC 9570	2205±5	0.77	-17.06	8.59	-10.30	4.80	2082±3	280	307	5.37±0.78	10.2	11.1	9.05	0.16
2245	14 51 38.90	40 35 57.00	NGC 5772	4870±2	1.47	-20.99	10.87	-12.25	4.87	4895±4	504	521	5.72±1.02	5.7	8.6	9.82	-1.05
2246	14 52 07.90	-02 31 47.00	NGC 5768	1934±5	1.52	-20.40	9.84	-10.92	2.29	1956±1	184	209	12.46±0.31	33.7	66.4	9.36	-0.68
2247 ^{A1}	14 52 43.50	11 40 19.90	ASK 417578	1803±4	0.63	-15.32	7.75	-9.44	3.40	1797±5	109	126	1.52±0.35	4.9	7.1	8.37	0.63
2248 ^{C3}	14 53 42.50	03 34 56.90	NGC 5774	1566±4	-0.16	-17.41	9.15	-10.06	2.27	1560±1	138	171	24.96±0.28	78.6	154.9	9.47	0.31
2251	14 54 36.20	48 40 06.80	ASK 244132	2256±7	0.55	-15.96	6.04	-8.69	1.95	2269±14	61	99	0.39±0.18	4.1	4.2	7.99	1.94
2252 ^{NZF}	14 54 38.60	42 01 22.50	CGCG 221-010	2495±2	0.68	-18.17	—	—	2.17	2514±7	53	84	0.58±0.18	5.9	6.1	8.25	8.25
2254	14 56 01.60	-01 23 17.20	UGC 9601	1869±3	0.03	-18.26	8.89	-9.94	3.20	1859±3	120	147	3.82±0.36	11.6	18.0	8.80	-0.09
2256	14 58 46.10	02 58 08.50	KUG 1456+031	1647±1	0.65	-16.29	8.19	-9.69	3.67	1642±4	100	113	1.27±0.36	4.5	5.7	8.22	0.03
2258 ^{C3}	14 58 59.70	53 55 23.70	NGC 5821	3344±5	1.09	-19.25	9.78	-11.18	4.35	3369±4	257	274	4.28±0.66	5.3	10.1	9.37	-0.41
2260	15 00 00.40	01 53 28.70	NGC 5806	1346±2	1.53	-19.19	10.15	-10.80	2.04	1358±2	324	352	8.11±0.35	17.8	36.6	8.86	-1.30
2261	15 00 01.30	-01 05 28.10	CGCG 020-040	1887±2	0.53	-17.52	8.31	-9.49	2.89	1896±14	50	105	0.93±0.28	5.7	7.5	8.21	-0.10
2264	15 00 26.40	01 37 28.00	NGC 5811	1526±5	0.87	-17.58	—	—	2.32	1520±17	61	143	1.33±0.26	6.8	12.1	8.17	8.17
2266	15 00 46.10	49 59 37.10	NGC 5828	4059±3	1.29	-19.58	10.15	-10.29	3.27	4058±16	192	225	1.27±0.45	3.0	4.6	9.00	-1.14
2269	15 01 32.40	48 19 11.00	UGC 9665	2557±4	1.44	-18.65	9.92	-10.73	3.14	2554±3	287	325	10.83±0.52	16.2	33.6	9.53	-0.39
2270 ^{NF}	15 01 40.30	49 22 15.00	KUG 1500+495	7592±1	1.01	-19.82	—	—	3.15	7600±7	49	89	1.39±0.27	7.8	10.2	9.59	9.59
2271 ^{C1}	15 02 25.40	48 52 39.60	NGC 5835	7985±3	1.46	-20.61	10.72	-12.08	3.13	7983±16	351	388	1.94±0.56	3.2	5.4	9.78	-0.95
2273	15 05 26.30	46 33 54.20	UGC 9703	2508±3	1.30	-18.28	9.66	-10.31	4.07	2504±22	183	246	2.75±0.59	4.2	8.2	8.91	-0.75
2278 ^R	15 07 07.70	01 32 39.20	NGC 5850	2544±2	1.57	-20.60	10.26	—	2.66	2550±1	200	226	9.02±0.37	24.3	39.6	9.45	-0.81
2279	15 08 33.50	52 17 46.10	NGC 5875A	2481±3	0.73	-18.65	9.33	-9.86	4.14	2474±5	115	130	1.04±0.44	3.9	3.9	8.49	-0.84
2281 ^N	15 09 13.20	52 31 42.30	NGC 5875	3506±2	1.31	-20.40	10.51	-11.16	3.61	3523±3	388	411	9.42±0.67	9.4	21.8	9.75	-0.76

Table A.1. – continued.

Source	RA (J2000.0)	Dec	Name	V_{opt} km/s	$g-z$ mag	M_g mag	M_* [log] M_{\odot}	$sSFR$ [log] yr^{-1}	rms mJy	V_{HI} km/s	W_{50} km/s	W_{20} km/s	F_{HI} Jy km/s	SNR	S/N	M_{HI} [log] M_{\odot}	$\frac{M_{\text{HI}}}{M_*}$ [log]
2285	15 10 16.50	01 56 03.30	UGC 9746	1731±5	0.85	-17.61	9.18	-10.39	3.27	1730±6	187	222	2.97±0.45	8.3	11.0	8.63	-0.55
2287	15 11 40.90	59 48 32.10	NGC 5894	2463±2	1.74	-19.21	10.48	-12.23	3.71	2473±5	445	479	8.50±0.75	8.7	18.0	9.40	-1.08
2292 ^{NF}	15 15 05.20	61 12 10.00	VII Zw 591	2508±3	0.15	-17.71	6.82	-8.91	2.75	2515±26	145	243	1.91±0.40	5.4	9.5	8.78	1.96
2293 ^{C1}	15 15 05.20	42 12 33.90	NGC 5900	2496±3	2.11	-18.62	11.16	-11.56	3.60	2549±9	491	576	15.18±0.80	12.8	31.4	9.68	-1.49
2295 ^{C3F}	15 16 10.20	10 30 23.40	UGC 9794	6710±3	1.90	-20.96	10.94	-11.21	2.27	6460±8	505	646	18.73±0.52	22.7	59.9	10.58	-0.36
2296 ^{V3F}	15 16 43.00	55 24 46.70	NGC 5908	3425±5	2.04	-20.46	—	—	11.57	3296±7	643	662	14.27±2.74	4.0	8.0	9.87	9.87
2299	15 18 32.10	31 09 40.20	ASK 3955533	1656±8	0.22	-14.90	7.23	-9.10	2.84	1656±2	33	57	1.52±0.20	13.4	15.3	8.30	1.07
2302 ^{C3}	15 19 25.30	45 52 48.90	NGC 5918	5146±5	1.34	-20.57	10.60	-11.13	3.36	5153±5	399	430	7.16±0.64	8.0	17.5	9.96	-0.64
2303 ^{NZP}	15 20 55.40	-02 34 40.50	NGC 5913	2013±34	1.56	-20.74	10.33	—	2.75	2011±10	347	387	3.38±0.50	5.8	10.9	8.82	-1.51
2304	15 21 12.50	46 07 52.80	ASK 244982	1909±3	0.23	-14.21	7.07	-9.18	2.31	1905±5	22	39	0.22±0.13	4.4	3.3	7.58	0.50
2306	15 21 58.50	41 07 31.20	UGC 9827	2644±2	0.67	-18.04	8.77	-9.49	2.94	2628±4	128	155	2.65±0.34	8.3	13.1	8.94	0.17
2309	15 23 51.70	58 03 10.50	UGC 9837	2662±4	0.78	-18.63	9.38	-10.40	3.68	2660±2	166	188	7.14±0.47	13.0	24.8	9.39	0.17
2310	15 24 30.50	-01 14 18.90	ASK 202645	8339±4	0.69	-19.15	9.13	-9.78	3.18	8332±21	68	158	1.30±0.36	5.9	8.0	9.64	0.17
2312 ^{C1}	15 26 06.10	41 40 14.30	NGC 5929	2486±3	1.54	-19.08	10.19	-11.34	3.01	2531±5	253	276	3.12±0.46	5.8	10.8	8.98	-1.01
2313 ^{C1}	15 26 07.90	41 40 33.80	NGC 5930	2633±2	1.73	-19.56	10.60	-10.36	2.96	2539±9	241	266	2.23±0.45	3.8	8.0	8.84	-1.77
2314	15 26 30.30	41 17 22.30	UGC 9856	2476±2	0.59	-17.86	8.56	-9.05	3.22	2488±9	202	247	4.28±0.47	6.9	15.4	9.11	0.55
2315 ^{C3}	15 26 41.50	40 33 52.20	UGC 9858	2613±4	1.38	-19.22	10.19	-11.01	3.53	2619±2	366	395	23.70±0.65	20.4	58.0	9.89	-0.80
2318 ^{C1}	15 29 45.00	42 55 07.20	NGC 5945	5493±2	1.50	-20.99	11.05	-12.13	3.15	5544±13	408	457	4.87±0.61	5.3	12.5	9.86	-1.09
2320	15 29 56.70	58 26 35.90	ASK 111892	2889±2	0.46	-16.49	6.37	-10.50	3.20	2890±6	128	151	1.30±0.36	4.8	5.9	8.72	2.15
2321	15 30 00.90	23 38 18.20	IC 1124	5305±4	1.33	-20.35	10.53	-10.58	2.94	5314±19	349	418	3.71±0.55	5.1	11.1	9.70	-0.55
2322	15 30 16.70	03 17 21.50	ASK 104131	1797±2	0.39	-14.88	7.45	-9.33	1.69	1797±31	51	125	0.32±0.17	3.5	4.4	7.70	0.25
2323	15 30 47.30	23 03 57.90	UGC 9875	1999±7	0.33	-16.89	8.33	-10.34	3.50	1986±1	93	116	4.74±0.25	20.7	32.5	8.95	0.52
2324	15 31 52.90	45 25 50.50	CGCG 249-027	1866±2	0.39	-16.46	8.01	-9.46	3.42	1871±4	61	101	2.93±0.32	13.1	18.0	8.69	0.58
2328	15 34 49.10	28 39 18.90	NGC 5958	2010±3	0.69	-19.14	9.43	-9.81	2.72	2014±8	129	187	3.60±0.34	9.9	19.2	8.85	-0.23
2329	15 35 36.10	00 22 31.00	ASK 20724	2045±1	0.47	-15.56	7.59	-9.40	2.98	2046±5	44	77	1.23±0.24	8.5	10.2	8.39	0.50
2332	15 39 02.40	31 45 35.70	NGC 5974	2015±3	0.91	-18.13	9.21	-9.89	2.80	2025±14	132	214	3.05±0.38	8.5	15.7	8.78	-0.23
2333	15 40 54.30	56 51 38.90	SHOC513	3420±2	0.06	-16.66	6.27	-7.40	2.43	3418±16	50	104	0.65±0.23	4.8	6.2	8.56	2.18
2334 ^{C1}	15 41 29.99	27 59 11.40	Ark 484	9574±3	1.46	-21.12	10.62	—	4.33	9636±9	235	255	2.06±0.62	3.2	5.0	9.96	-0.66
2335 ^R	15 41 59.50	00 42 45.40	UGC 9977	1917±4	1.20	-17.77	7.77	-11.58	3.39	1911±2	253	281	13.44±0.52	19.2	41.3	9.37	1.40
2336 ^F	15 42 18.80	00 28 38.50	UGC 9979	1955±1	0.42	-17.00	7.40	-8.69	3.03	1955±3	115	152	4.63±0.34	13.9	23.6	8.93	1.53
2338 ^{C3}	15 43 48.71	57 13 59.70	UGC 10002	4063±1	0.79	-17.99	6.20	-8.40	4.09	4077±8	219	255	3.93±0.60	6.0	10.7	9.50	3.29
2339 ^{NZ}	15 45 39.10	28 05 18.30	IC 4582	2138±2	1.71	-18.12	—	—	2.81	2146±4	290	316	4.98±0.46	8.6	17.2	9.04	9.04
2340	15 45 44.50	20 33 37.40	UGC 10020	2087±5	0.87	-18.40	9.08	-11.68	2.69	2090±1	60	85	6.73±0.23	38.5	53.1	9.15	0.07
2341 ^{A1}	15 55 22.40	02 55 15.10	ASK 104991	1998±7	0.30	-14.44	7.23	-9.54	2.90	2004±8	72	90	0.58±0.25	3.1	3.9	8.05	0.52
2346 ^V	15 59 02.99	51 18 16.80	UGC 10123	3749±3	1.83	-19.15	10.49	-11.14	3.68	3758±6	431	452	5.32±0.72	4.6	11.4	9.56	-0.93
2347	15 59 12.50	44 42 59.30	ASK 253830	1854±3	0.07	-15.57	7.83	-9.40	2.85	1852±2	48	76	2.58±0.23	17.5	21.5	8.63	0.80
2348	15 59 55.50	06 53 02.60	PGC 4573815	1564±6	0.38	-14.11	7.22	-9.64	2.50	1569±29	29	114	0.57±0.25	4.2	6.9	7.83	0.61
2350	16 01 48.40	06 50 18.40	PGC 4568096	1755±9	0.46	-14.50	7.38	-11.09	2.60	1758±3	91	102	0.97±0.24	5.4	6.5	8.16	0.78
2352 ^{C3}	16 02 02.10	18 49 03.30	UGCA 411	2536±1	0.08	-17.36	8.55	-9.31	2.05	2550±11	128	239	3.55±0.29	13.9	25.3	9.03	0.48
2357 ^{C3}	16 05 45.89	41 20 41.10	UGC 10200	1991±1	0.25	-18.70	8.72	-9.02	2.82	1993±2	113	170	12.99±0.34	38.9	71.5	9.40	0.67
2358	16 08 17.30	07 32 18.60	IC 1197	1366±1	1.07	-17.55	9.14	-10.31	2.70	1366±1	210	230	11.14±0.38	22.2	47.1	9.00	-0.14
2359	16 09 20.74	08 45 47.70	UGC 10225	3045±6	0.63	-18.46	9.40	—	2.58	3047±1	76	99	9.04±0.24	43.9	65.9	9.61	0.20
2360	16 11 11.51	48 20 04.00	2MASX J16111153+4820036	2828±2	0.43	-17.83	8.53	-9.24	3.28	2820±11	84	134	1.54±0.35	6.4	8.4	8.77	0.24
2361 ^V	16 18 29.99	22 09 47.30	UGC 10327	4233±3	1.12	-18.53	—	—	2.62	4263±9	250	298	3.78±0.41	7.6	15.0	9.52	9.52
2362 ^{NZUF}	16 18 47.60	07 24 52.50	NGC 6106	1423±2	0.30	-18.59	—	—	2.51	1450±1	241	266	17.49±0.38	34.0	74.4	9.25	9.25
2363 ^F	16 20 31.99	34 34 11.40	ASK 247349	4578±2	0.99	-18.16	6.22	-8.50	2.35	4659±5	215	234	2.14±0.33	5.4	10.2	9.35	3.12
2364	16 20 47.40	47 03 53.90	2MASX J16204742+4703541	3032±2	0.58	-17.10	8.44	-9.52	3.94	3008±7	137	156	1.23±0.45	3.5	4.4	8.73	0.30
2365	16 25 30.50	49 50 24.90	NGC 6154	5964±3	1.36	-21.15	10.90	-12.55	3.86	5972±2	136	152	3.53±0.44	8.9	12.8	9.78	-1.12
2366 ^{C1}	16 25 49.99	40 29 19.30	NGC 6150	8747±3	1.57	-21.71	11.27	-12.30	4.41	8682±33	84	202	2.33±0.57	5.0	9.3	9.93	-1.34
2369 ^{NF}	16 30 06.10	27 41 57.50	UGC 10419	2601±2	1.09	-16.26	—	—	2.93	2613±2	86	116	3.64±0.29	15.8	22.1	9.08	9.08
2370 ^V	16 34 24.60	21 32 17.50	NGC 6186	2936±3	1.38	-20.08	—	—	2.73	2936±6	262	283	1.96±0.42	4.6	7.3	8.91	8.91

Table A.1. – continued.

Source	RA (J2000.0)	Dec	Name	V_{opt} km/s	$g-z$ mag	M_g mag	M_* [log] M_{\odot}	$sSFR$ [log] yr^{-1}	rms mJy	V_{HI} km/s	W_{50} km/s	W_{20} km/s	F_{HI} Jy km/s	SNR	S/N	M_{HI} [log] M_{\odot}	$\frac{M_{\text{HI}}}{M_*}$ [log]
2372	16 34 55.40	20 34 43.70	UGC 10453	4361±3	1.00	-18.37	9.48	-11.02	2.80	4350±3	266	290	5.93±0.44	11.7	21.4	9.73	0.25
2374 ^{C3}	16 36 32.60	39 01 40.30	NGC 6195	8989±3	1.50	-21.60	11.17	-12.03	3.27	8996±7	485	512	5.50±0.67	5.2	12.3	10.33	-0.84
2376	16 40 21.40	28 45 55.90	ASK 406178	977±2	0.65	-13.86	6.95	-9.31	2.75	960±1	90	105	3.36±0.26	13.8	21.3	8.17	1.22
2377	16 40 22.20	28 28 17.50	ASK 406174	963±5	0.33	-13.83	6.97	-9.30	2.51	961±5	57	80	0.95±0.21	6.8	8.3	7.62	0.65
2379 ^{C3}	16 42 28.90	34 30 30.30	2MASX J16422897+3430296	6605±3	1.09	-19.25	9.89	-10.13	2.67	6614±4	303	321	3.31±0.44	6.4	11.6	9.84	-0.05
2383 ^V	17 00 14.60	23 06 22.80	UGC 10650	2964±2	0.31	-18.16	—	—	2.66	2974±5	129	167	3.30±0.32	10.5	18.0	9.15	9.15
2384 ^{C1}	17 00 45.10	23 02 38.30	NGC 6276	2732±4	0.84	-18.32	9.31	-10.27	3.31	2776±14	148	198	2.23±0.43	5.1	9.1	8.92	-0.39
2385	17 01 12.90	60 15 05.00	Ark 514	3743±2	0.63	-18.36	9.02	-9.55	6.13	3734±11	312	335	3.62±1.03	3.0	5.5	9.38	0.37
2389 ^V	17 10 10.40	61 21 01.90	UGC 10745	3082±2	0.74	-16.86	6.74	-10.11	5.13	3090±4	128	149	3.78±0.58	6.5	10.7	9.24	2.50
2390	17 11 40.20	59 59 44.30	IC 1248	5027±1	1.02	-19.79	9.91	-10.66	4.42	5027±1	27	52	4.29±0.29	30.8	30.2	9.72	-0.19
2391 ^{C3}	17 11 59.70	23 22 47.70	NGC 6308	8814±3	1.43	-21.87	11.20	-11.93	2.24	8808±8	295	341	3.44±0.37	7.7	14.4	10.11	-1.09
2392 ^F	20 35 23.80	-06 14 37.90	MCG -01-52-008	5795±7	1.94	-21.61	10.48	-12.02	1.97	5799±3	525	545	4.65±0.42	7.5	16.9	9.88	-0.60
2393	20 41 56.90	-05 17 56.50	ASK 120056	3717±1	0.39	-15.77	7.81	-9.75	2.58	3718±25	24	90	0.27±0.22	3.8	3.4	8.25	0.43
2395 ^{NC1F}	20 55 21.60	-01 12 24.10	ASK 224823	3718±9	0.33	-17.55	—	—	2.20	3798±2	280	298	5.07±0.35	11.8	22.6	9.55	9.55
2396 ^{C3}	20 55 27.60	-01 13 30.80	UGC 11649	3787±3	1.39	-21.39	10.54	-12.17	2.60	3792±1	293	308	6.23±0.42	12.2	23.0	9.63	-0.51
2398	21 01 07.70	-00 11 42.60	NGC 7001	7109±3	1.49	-23.29	11.18	-12.22	2.65	7116±12	428	467	2.55±0.52	4.3	7.6	9.79	-1.54
2399 ^{C3}	21 02 03.50	-06 17 48.70	2MASX J21020359-0617488	7721±2	1.48	-22.90	11.17	-12.81	2.07	7750±3	206	220	1.84±0.28	6.0	10.1	9.73	-1.44
2400	21 03 47.20	-00 49 49.70	ASK 225125	1410±2	0.26	-14.95	7.40	-9.52	2.29	1418±3	86	104	0.95±0.22	7.3	7.4	7.96	0.37
2403	21 14 44.80	10 52 21.40	CGCG 426-026	5261±1	0.55	-18.61	9.23	-9.57	2.80	5183±5	218	237	2.39±0.39	4.7	9.5	9.49	0.36
2408	21 16 32.90	11 29 43.40	CGCG 426-030	5044±6	1.13	-19.71	10.00	-10.59	2.51	5046±7	264	288	1.70±0.39	4.4	6.8	9.32	-0.59
2412 ^V	21 20 06.00	11 55 06.30	CGCG 426-040	1146±1	-6.28	-14.32	6.58	-9.67	2.23	1168±3	145	174	3.44±0.27	13.1	21.2	8.35	1.54
2413	21 20 21.10	10 19 14.10	CGCG 426-041	5244±4	0.55	-18.95	9.24	-9.90	2.46	5241±9	203	229	1.51±0.34	3.8	7.0	9.30	-0.89
2414 ^{A1}	21 23 18.40	01 15 18.10	2MASX J21231841+0115175	5458±3	1.51	-18.72	10.08	-10.43	1.51	5482±21	227	276	1.07±0.23	3.4	7.7	9.19	-0.89
2415	21 26 57.80	-07 01 17.50	NGC 7065A	7391±4	1.31	-22.59	10.73	-10.84	2.32	7398±2	121	148	3.25±0.26	13.4	20.6	9.93	-0.80
2417 ^{CI A1}	21 30 25.88	-00 28 27.70	2MASX J21302589-0028272	5964±3	1.48	-20.04	9.91	-10.10	1.74	6009±21	269	364	2.64±0.30	6.4	15.1	9.66	-0.34
2419 ^{A1}	21 35 03.60	10 57 36.20	ASK 138954	3490±7	0.63	-16.60	8.06	-9.60	2.30	3506±35	96	185	0.62±0.29	3.6	4.5	8.57	0.34
2420	21 40 20.90	12 21 17.20	CGCG 427-012	5811±3	1.54	-19.48	10.37	-10.33	1.49	5835±7	368	384	0.60±0.27	3.4	3.4	9.00	-1.33
2421 ^{A1}	21 41 11.20	12 43 15.80	ASK 139485	6206±4	0.52	-17.81	8.81	-9.72	1.50	6206±13	139	182	0.71±0.18	4.5	6.5	9.12	0.31
2422	21 41 53.70	-06 42 31.80	NGC 7108	6883±3	1.56	-22.56	10.99	-12.22	1.49	7006±32	146	222	0.55±0.20	3.4	5.0	9.12	-1.38
2424	21 44 39.40	-06 41 22.70	FGC 2339	3090±1	0.75	-18.84	9.01	-9.98	2.90	3093±3	202	228	5.26±0.40	11.0	21.0	9.38	0.17
2425	21 44 44.70	01 13 55.20	ASK 227703	4441±5	0.35	-16.97	8.50	-11.08	1.57	4436±5	165	186	1.16±0.20	5.4	9.4	9.04	0.34
2426	21 44 51.70	-08 45 36.80	PGC 99560	1286±1	0.35	-15.90	6.17	—	3.11	1305±11	74	94	0.51±0.28	2.6	3.1	7.62	1.45
2427	21 45 16.30	11 02 29.10	ASK 139251	10094±3	0.69	-18.35	6.85	-8.93	2.78	10060±11	151	189	1.30±0.34	4.6	6.1	9.80	2.95
2428 ^{A1}	21 45 22.60	12 16 06.30	ASK 139520	5776±5	0.36	-16.80	8.21	-9.41	1.73	5799±8	148	163	0.45±0.20	2.6	3.5	8.86	0.65
2429	21 45 31.50	-07 14 27.60	ASK 257382	6081±3	0.96	-17.97	6.37	-10.70	2.01	6063±10	141	178	1.00±0.24	4.9	6.8	9.25	2.88
2431	21 50 35.10	10 53 10.70	ASK 139593	4749±2	0.30	-17.53	8.40	-9.12	2.59	4759±13	133	182	1.74±0.32	5.4	9.5	9.28	0.88
2434 ^{CI A1}	21 52 37.90	12 32 09.00	CGCG 427-032	8724±3	1.83	-20.88	11.16	-11.90	2.58	8718±7	139	156	0.52±0.29	3.2	2.8	9.28	-1.88
2435 ^{A1}	21 54 17.99	00 56 31.50	2MASX J21541799+0056318	2976±2	0.42	-17.39	8.36	-9.18	2.73	2977±10	186	211	1.21±0.36	3.3	5.4	8.71	0.35
2437 ^{C1}	21 56 19.80	-01 10 03.50	UGC 11853	4817±6	0.74	-20.01	9.89	—	2.62	4824±2	234	261	7.94±0.39	15.3	32.5	9.95	0.06
2438	21 58 05.80	-07 50 42.60	2MASX J21580576-0750428	5265±5	1.03	-20.67	9.98	-10.36	2.30	5268±9	212	278	4.62±0.35	10.3	22.5	9.79	-0.19
2439 ^{A1}	22 00 44.10	12 18 03.00	ASK 140028	8800±2	0.27	-18.13	6.89	-9.45	1.70	8795±5	142	163	0.86±0.20	5.0	6.9	9.51	2.62
2441 ^{A1}	22 03 15.99	00 34 15.90	NGC 7189	9020±2	1.45	-21.51	11.10	-10.63	3.00	9039±38	393	507	3.23±0.61	4.2	8.8	10.10	-0.99
2443 ^V	22 05 42.20	-00 33 40.60	ASK 22128	4945±14	1.02	-19.37	—	—	1.42	4955±2	177	191	1.16±0.18	7.2	10.0	9.14	9.14
2444	22 10 20.60	-09 11 31.40	ASK 134108	3175±2	0.53	-17.56	8.34	-9.38	2.75	3174±17	161	206	1.31±0.36	3.8	6.2	8.80	0.46
2445 ^{C3}	22 19 57.20	-07 39 58.10	2MASX J22195727-0739582	11328±3	1.69	-23.81	11.33	-12.38	2.84	11325±6	399	422	3.70±0.52	5.1	10.5	10.36	-0.97
2446 ^{C2}	22 20 19.80	-08 46 17.00	2MASX J2220198-084617	7288±2	0.54	-19.07	8.97	-9.43	1.87	7216±7	253	275	1.03±0.28	4.1	5.6	9.41	0.44
2447	22 20 47.30	14 14 04.60	UGC 11992	3595±5	0.80	-18.18	9.17	-10.62	3.93	3589±4	163	192	4.97±0.50	9.8	16.3	9.49	0.32
2448	22 21 00.00	-09 38 30.20	ASK 135097	2901±3	0.56	-16.30	7.82	-9.28	2.51	2907±6	111	133	1.03±0.27	5.3	6.4	8.62	0.81
2449 ^{C2 A1}	22 21 33.70	12 31 22.30	ASK 140519	7771±2	0.89	-18.50	—	—	1.79	7772±13	364	410	1.82±0.33	5.0	8.6	9.72	9.72
2450 ^{A1}	22 22 08.80	12 04 24.10	ASK 141077	5125±4	0.71	-16.44	8.68	-9.46	1.53	5111±11	149	186	0.77±0.19	4.6	6.8	8.99	0.31

Table A.1. – continued.

Source	RA (J2000.0)	Dec	Name	V_{opt} km/s	$g-z$ mag	M_g mag	M_* [log] M_{\odot}	$sSFR$ [log] yr^{-1}	rms mJy	V_{HI} km/s	W_{50} km/s	W_{20} km/s	F_{HI} Jy km/s	SNR	S/N	M_{HI} [log] M_{\odot}	$\frac{M_{\text{HI}}}{M_*}$ [log]
2453 ^V	22 27 26.70	12 05 40.30	ASK 140924	3547±2	0.51	-17.27	8.38	-9.39	1.54	3559±6	127	151	0.84±0.17	5.3	8.0	8.71	0.34
2454 ^{C3}	22 27 30.70	-09 39 53.90	ASK135512	1697±1	0.03	-16.72	7.42	-8.44	3.02	1686±2	63	93	4.47±0.27	21.3	30.7	8.79	1.36
2455 ^{NCLP}	22 27 41.50	-09 43 36.70	MCG -02-57-007	1643±3	0.46	-16.80	—	—	2.81	1644±20	87	148	0.89±0.32	4.3	5.6	8.06	8.06
2456 ^U	22 27 54.20	-01 08 57.20	ASK 23219	4832±7	0.84	-15.79	6.50	-9.02	2.44	4829±13	149	195	1.38±0.31	5.0	7.6	9.19	2.69
2457	22 30 36.79	-00 06 36.90	PGC 69018	1580±9	-0.41	-14.63	6.69	-8.26	2.43	1599±6	58	78	0.57±0.20	4.8	5.1	7.85	1.16
2459	22 31 02.30	-09 30 04.20	PGC 990248	6980±2	0.62	-19.29	9.14	-9.82	2.19	7000±13	174	207	1.07±0.29	3.5	6.0	9.40	0.27
2460	22 31 58.96	-09 47 52.40	ASK 135397	4655±1	0.52	-18.19	8.58	-9.39	1.58	4624±6	175	199	1.10±0.20	5.7	8.7	9.06	0.48
2462 ^N	22 34 36.80	00 10 24.30	MCG +00-57-004	4663±3	0.47	-18.40	9.01	-10.34	2.33	4645±3	219	242	4.58±0.33	11.2	21.8	9.68	0.67
2463	22 36 25.90	14 01 26.30	KUG 2233+137	7102±4	1.30	-19.04	9.98	-10.53	1.77	7110±8	286	318	1.85±0.22	5.6	10.0	9.65	-0.32
2464 ^{NVA1}	22 39 31.31	-00 40 36.10	ASK 233608	7728±3	0.58	-17.78	—	—	1.83	7706±11	146	174	0.59±0.29	3.3	4.3	9.23	9.23
2465	22 39 34.70	-09 22 17.00	ASK 135833	4023±4	0.59	-17.92	8.59	-9.73	2.07	4014±2	147	158	1.64±0.24	5.9	10.8	9.11	0.22
2466	22 39 49.50	-08 23 22.90	PGC 069438	2788±5	1.06	-17.37	—	—	2.63	2777±4	125	147	1.97±0.29	6.6	11.0	8.86	8.86
2468 ^{C1A1}	22 40 48.20	-01 09 13.60	ASK 23496	4842±2	0.60	-18.66	8.85	—	2.50	4842±6	184	208	1.67±0.33	5.1	8.1	9.28	0.42
2469 ^{C1A1}	22 40 57.58	-01 15 08.70	PGC 1123197	4747±3	1.48	-20.47	10.10	-11.15	1.33	4810±9	211	234	0.66±0.19	3.6	5.6	8.86	-1.01
2470	22 41 10.60	13 20 23.60	KUG 2238+130	5197±2	0.85	-19.11	9.47	-9.83	2.09	5197±10	195	228	1.11±0.29	4.7	6.2	9.16	-0.19
2471	22 41 33.87	00 24 03.00	UGC 12151	1768±3	0.67	-17.21	8.53	-10.37	2.68	1735±1	157	181	14.24±0.33	43.3	70.1	9.32	0.30
2472	22 41 34.60	-08 48 25.70	ASK 136034	4031±3	-0.16	-16.47	—	—	2.26	4030±3	113	132	1.72±0.24	7.8	11.8	9.13	9.13
2473	22 43 59.92	-10 07 01.00	ASK 136263	957±2	0.37	-13.81	6.79	-9.27	2.33	963±12	30	63	0.21±0.17	4.0	2.7	6.98	0.19
2474	22 44 24.40	-00 09 43.50	NGC 7364	4844±2	1.49	-22.66	10.64	—	2.58	4840±9	365	432	7.83±0.49	9.9	26.0	9.95	-0.69
2475	22 47 04.20	-00 04 27.20	UGC 12183	4675±7	0.84	-20.17	—	—	2.43	4662±8	235	281	2.82±0.37	7.6	12.4	9.47	9.47
2476 ^{NF}	22 49 44.87	15 05 21.00	UGC 12205	3399±2	0.35	-18.31	—	—	3.51	3399±4	162	189	4.19±0.44	8.8	15.4	9.37	9.37
2477	22 51 12.25	12 46 47.10	ASK 142691	2549±20	0.20	-15.36	7.40	-8.99	1.80	2549±15	63	123	0.75±0.18	5.7	8.6	8.37	0.27
2479	22 53 04.47	01 08 40.00	NGC 7402	4625±5	1.18	-18.25	9.51	-10.83	2.48	4605±10	81	108	0.57±0.24	3.6	4.2	8.76	-0.24
2480	22 58 10.06	14 18 30.50	NGC 7437	2098±7	0.81	-19.26	9.13	-10.54	2.68	2114±2	103	128	4.66±0.28	17.9	28.3	9.00	-0.24
2481	22 58 28.30	-10 33 32.20	FGC 2436	7469±4	1.15	-20.17	9.83	-10.54	2.19	7472±5	289	308	1.72±0.35	4.9	7.5	9.66	-0.24
2484 ^{C1}	22 59 07.29	13 43 16.60	KUG 2256+134	2652±2	0.30	-16.78	7.98	-9.09	2.40	2567±1	262	290	14.25±0.38	35.1	60.4	9.66	1.66
2485	22 59 24.56	-10 29 14.90	PGC 4125627	3295±7	0.32	-16.05	6.12	-9.72	3.01	3283±5	46	62	0.48±0.22	4.4	3.9	8.40	2.86
2486 ^{C1}	22 59 32.60	13 40 39.00	ASK 142526	2627±2	0.51	-15.44	7.24	-9.08	2.54	2668±3	81	107	2.02±0.24	9.9	14.6	8.84	1.60
2488	22 59 50.42	13 44 09.80	ASK 143127	2624±1	0.50	-15.88	7.87	-9.44	2.96	2625±13	136	176	1.69±0.36	4.3	8.1	8.75	0.89
2489	23 00 13.20	-09 56 39.40	2MASX J23001322-0956393	5285±2	0.65	-19.75	9.32	-9.63	2.67	5304±21	193	259	1.54±0.39	4.5	6.8	9.32	0.89
2491	23 01 18.70	14 20 22.40	UGC 12308	2211±5	0.56	-18.33	8.93	-10.10	2.13	2216±1	227	248	15.80±0.31	41.8	81.6	9.57	0.89
2493	23 01 26.40	00 51 54.00	ASK 25059	3068±3	0.61	-16.89	6.07	-8.48	2.57	3136±6	119	133	0.76±0.27	3.4	4.5	8.56	2.49
2494	23 02 39.60	-01 13 50.40	PGC 3092568	3694±2	0.53	-17.01	8.11	-9.48	1.21	3716±20	115	184	0.63±0.15	4.9	8.0	8.62	0.89
2495	23 02 40.30	13 19 44.60	CGCG 430-054	8289±3	1.33	-21.18	10.81	-10.59	3.20	8289±34	327	399	1.99±0.38	2.9	5.6	9.82	-1.00
2496	23 03 16.80	13 33 48.30	ASK 143002	3614±2	0.67	-17.18	8.55	-9.67	2.47	3636±18	160	213	1.40±0.33	4.2	7.4	8.95	0.40
2497	23 04 04.10	00 46 50.40	2MASX J23040415+0046511	4903±3	1.02	-18.01	9.27	-10.18	1.79	4892±20	127	171	0.52±0.21	3.2	4.2	8.78	-0.49
2498	23 05 56.30	-10 02 57.00	ASK 136890	2279±9	0.26	-15.80	7.40	-9.22	1.81	2290±14	49	121	0.86±0.18	7.6	11.1	8.33	0.93
2499	23 05 56.50	14 21 27.60	UGC 12354	3883±3	0.76	-19.39	9.48	-10.50	2.83	3888±6	253	277	3.34±0.43	5.6	12.2	9.39	-0.09
2500 ^{C2}	23 06 04.70	14 52 01.60	UGC 12359	10689±4	1.38	-22.24	11.33	-12.30	2.90	10701±15	235	275	1.72±0.43	3.7	6.2	9.98	-1.35
2501	23 06 14.90	14 39 27.40	PGC 4019347	1542±9	0.29	-15.04	7.96	—	2.30	1533±2	93	116	2.84±0.23	14.2	21.2	8.51	0.55
2502	23 07 20.10	13 05 59.30	ASK 143524	2401±4	0.51	-14.99	7.54	-9.55	2.54	2398±5	124	147	1.75±0.28	6.3	10.2	8.68	1.15
2504	23 12 21.40	14 36 33.70	NGC 7509	4862±3	1.70	-20.50	10.88	-12.35	1.27	4846±13	40	80	0.26±0.10	4.2	5.2	8.46	-2.42
2506	23 14 05.40	13 10 40.20	UGC 12434	2673±1	0.87	-18.39	9.21	-9.71	2.30	2678±4	183	210	3.89±0.31	9.8	20.6	9.13	-0.09
2507 ^{C3}	23 14 13.20	13 25 34.90	NGC 7536	4695±4	1.21	-20.52	10.42	-10.47	2.74	4702±2	327	354	13.02±0.47	17.8	43.1	10.14	-0.27
2508	23 14 17.20	-09 50 10.30	MCG -02-59-007	3396±2	0.74	-18.54	8.88	-9.95	2.80	3386±8	188	228	3.23±0.39	7.0	13.9	9.25	0.38
2509	23 14 33.10	00 14 09.50	UGC 12446	4391±5	0.90	-19.77	9.74	-10.23	1.91	4396±1	45	69	1.66±0.15	18.4	21.2	9.19	-0.55
2513	23 16 44.70	13 28 58.80	ASK 143813	4718±4	1.44	-20.23	10.48	-10.68	2.84	4712±2	170	202	7.28±0.37	16.5	32.2	9.89	-0.59
2514 ^V	23 17 07.60	13 25 22.80	ASK 143813	4470±2	0.34	-16.76	8.09	-9.18	1.52	4486±15	138	187	0.66±0.17	4.4	6.1	8.81	0.72
2516	23 17 36.40	14 00 04.30	NGC 7580	4410±2	0.88	-19.73	9.94	-9.85	2.88	4407±4	218	249	4.64±0.42	9.9	17.9	9.64	-0.30
2518 ^{C3}	23 18 15.70	00 15 40.10	NGC 7589	8932±3	1.46	-20.82	10.78	-10.57	2.39	8932±14	356	405	2.70±0.43	4.8	9.7	10.02	-0.76
2519	23 18 33.60	13 26 17.80	KUG 2316+131	2582±3	0.82	-17.40	8.77	-9.99	2.83	2590±3	151	171	2.80±0.34	7.8	13.3	8.96	0.19

Table A.1. – continued.

Source	RA (J2000.0)	Dec	Name	V_{opt} km/s	$g-z$ mag	M_g mag	M_* [log] M_{\odot}	$sSFR$ [log] yr^{-1}	rms mJy	$V_{\text{H I}}$ km/s	W_{50} km/s	W_{20} km/s	$F_{\text{H I}}$ Jy km/s	SNR	S/N	$M_{\text{H I}}$ [log] M_{\odot}	$\frac{M_{\text{H I}}}{M_*}$ [log]
2521 ^K	23 19 04.80	-08 29 06.30	NGC 7606	2214±2	1.50	-21.74	10.63	-12.39	2.73	2231±1	510	534	20.26±0.58	25.0	54.3	9.69	-0.94
2522	23 19 09.40	15 43 37.20	LSBC F677-02	4429±2	0.55	-17.93	8.82	-9.70	1.68	4492±10	235	261	0.44±0.25	3.7	2.8	8.63	-0.19
2523	23 19 43.50	15 20 46.20	ASK 144498	4922±2	0.80	-17.28	8.80	-9.86	1.48	4922±11	175	203	0.41±0.19	3.6	3.5	8.68	-0.12
2524	23 19 58.00	-00 59 07.90	2MASX J23195800-0059077	3634±1	0.50	-17.68	8.38	-9.45	1.37	3624±6	100	120	0.43±0.14	4.2	5.1	8.43	0.05
2528	23 21 51.90	-00 41 40.90	CGCG 380-043	7265±5	1.21	-21.38	10.30	-10.34	2.49	7256±21	297	383	2.48±0.44	5.7	9.4	9.80	-0.50
2531	23 24 44.60	01 01 48.30	CGCG 380-053	5480±2	0.58	-18.77	9.15	-9.61	2.29	5480±6	132	156	1.22±0.26	5.6	7.6	9.25	0.10
2532	23 24 49.30	15 16 32.10	NGC 7653	4257±2	1.46	-20.75	10.63	-11.53	3.37	4263±5	254	282	4.36±0.52	7.9	13.3	9.58	-1.05
2533 ^N	23 25 19.10	13 55 14.60	CGCG 431-062	3854±6	1.64	-18.68	—	—	1.57	3913±11	217	246	0.87±0.23	3.7	6.2	8.81	8.81
2536	23 27 10.20	15 01 02.00	UGC 12601	4062±6	0.75	-18.62	9.32	-10.49	2.60	4075±3	188	214	4.92±0.35	12.3	22.7	9.60	0.27
2537	23 27 14.80	-09 23 13.10	NGC 7665	4804±3	0.95	-20.94	9.95	-9.93	2.65	4803±8	106	148	1.87±0.30	7.0	11.2	9.32	-0.63
2538	23 28 12.30	-01 03 46.20	SHOC604	2598±1	-0.16	-15.65	7.14	-8.58	2.97	2597±22	75	152	1.40±0.34	5.0	9.0	8.66	1.52
2540 ^V	23 31 02.10	-00 07 55.00	ASK 26169	2589±3	0.44	-15.99	6.17	—	1.46	2569±4	110	131	0.73±0.15	6.2	7.9	8.37	2.19
2541	23 32 24.40	15 50 52.20	NGC 7691	4033±4	1.07	-20.37	10.18	-11.31	3.18	4034±2	230	249	5.83±0.46	11.4	19.9	9.66	-0.52
2542	23 32 59.30	00 43 18.80	ASK 26251	5196±5	0.85	-17.93	9.10	-9.99	1.45	5183±3	211	226	1.57±0.20	6.6	12.2	9.31	0.24
2544	23 34 27.80	-09 46 02.00	PGC 986691	6513±4	0.65	-17.75	8.55	-9.67	1.47	6468±6	197	215	0.58±0.20	4.1	4.6	9.07	0.52
2545	23 34 35.50	15 09 26.70	UGC 12673	4194±3	0.77	-17.70	8.81	-10.20	1.70	4197±23	167	245	1.18±0.24	4.8	8.8	9.00	0.05
2546	23 34 44.80	13 56 39.40	KUG 2332+136	5154±2	0.50	-17.76	8.51	-9.28	2.56	5164±28	72	164	1.14±0.30	4.8	8.6	9.16	0.05
2547	23 35 15.20	00 02 10.90	UGC 12685	5303±6	0.77	-18.29	9.30	-10.04	2.40	5300±6	132	172	2.30±0.29	9.2	13.6	9.49	0.19
2548 ^V	23 35 40.10	01 11 53.30	UGC 12690	2621±23	0.69	-16.50	—	—	3.32	2604±1	92	113	6.86±0.33	23.2	35.5	9.35	9.35
2550 ^V	23 36 31.30	-00 29 43.30	PGC 1141927	2500±3	0.25	-15.36	—	—	3.02	2500±17	57	124	1.19±0.31	5.7	8.6	8.55	8.55
2551	23 36 34.40	-09 31 32.00	PGC 989944	6845±5	1.01	-20.34	9.77	-10.25	1.45	6850±10	155	183	0.51±0.18	3.8	4.6	9.06	-0.05
2552	23 36 37.10	14 09 26.10	UGC 12705	3976±3	0.94	-18.42	9.36	-10.20	2.23	3969±1	173	199	9.70±0.29	31.8	54.4	9.07	9.07
2553 ^{C2}	23 36 46.90	00 37 24.30	SHOC608	2642±2	0.65	-16.54	8.35	-9.92	1.41	2641±11	38	79	0.33±0.12	5.1	6.3	8.05	-0.05
2554	23 37 23.90	00 23 30.00	UGC 12709	2678±13	0.97	-17.30	8.93	—	2.70	2679±1	145	170	7.60±0.33	23.4	38.6	9.42	0.49
2557	23 38 41.20	15 57 16.60	NGC 7722	3442±6	1.77	-21.08	11.10	-11.65	1.75	4031±5	574	596	2.97±0.39	5.9	11.6	9.37	-1.05
2559	23 39 52.00	-10 13 39.30	ASK 124322	4003±2	0.51	-16.40	8.02	-10.04	1.71	3451±7	119	135	0.43±0.18	3.2	3.8	8.40	0.05
2560	23 40 20.70	01 14 44.70	UGC 12729	1884±2	0.99	-17.47	8.97	-10.26	3.01	1868±2	190	216	7.51±0.41	13.8	30.0	9.10	0.05
2564	23 41 07.80	-01 02 15.20	CGCG 381-024	10805±2	1.46	-22.89	11.04	-10.77	1.36	10818±4	493	507	1.63±0.27	3.9	8.7	9.96	-1.05
2565	23 41 13.32	-10 59 30.10	2MASX J23411334-1059310	5425±2	0.59	-19.17	9.03	-9.51	1.95	5429±19	136	176	0.66±0.24	3.0	4.7	8.97	-0.06
2566	23 41 23.80	-09 53 53.10	2MASX J23412383-0953530	7030±3	0.93	-21.08	9.98	-10.13	2.13	7015±27	65	168	0.90±0.25	5.4	8.5	9.32	-0.05
2568	23 41 52.60	-08 38 53.40	2MASX J23415266-0838537	10284±5	1.66	-23.22	11.38	-11.12	2.53	10246±6	639	655	2.22±0.38	3.5	5.6	10.05	-1.05
2569	23 42 26.03	00 15 21.50	PGC 1161165	6555±3	1.02	-18.74	9.52	-9.94	2.09	6545±21	239	296	1.34±0.33	3.8	6.7	9.44	-0.08
2571	23 44 03.00	00 31 16.80	NGC 7738	6748±2	1.73	-21.19	10.64	—	1.62	6755±9	389	425	1.18±0.30	5.6	6.0	9.41	-1.05
2572	23 44 22.20	00 05 46.80	LSBC F894-05	6633±7	0.84	-18.83	9.45	-10.39	1.36	6639±2	170	187	1.71±0.17	9.8	15.7	9.56	0.11
2574	23 45 04.86	-00 16 15.10	2MASX J23450487-0016152	6871±4	1.10	-20.38	9.84	-10.14	1.83	6853±4	251	277	2.15±0.28	8.4	12.1	9.69	-0.15
2575	23 46 51.90	14 28 50.40	2MASX J23465184+1428506	5879±11	1.00	-18.52	9.43	-10.26	1.41	5872±6	167	183	0.57±0.17	3.5	5.2	8.98	-0.46
2577	23 48 17.50	-10 44 19.60	ASK 124158	4343±2	0.22	-16.05	7.88	-9.25	3.05	4339±7	89	115	1.21±0.30	5.2	6.9	9.04	1.15
2578	23 48 23.90	-09 08 03.90	2MASX J23482382-0908036	6980±5	1.28	-20.26	8.89	-10.51	1.80	6976±9	245	282	1.63±0.27	5.5	9.4	9.58	-0.31
2580	23 50 10.40	-01 01 00.70	2MASX J23501037-0101000	6792±2	1.00	-19.79	7.55	—	1.61	6790±26	71	140	0.48±0.17	3.7	5.8	9.03	1.48
2581	23 50 48.10	15 39 04.20	CGCG 432-034	10377±4	1.14	-20.61	10.36	-10.70	2.80	10382±16	256	318	2.78±0.45	5.1	10.0	10.16	-0.20
2582	23 51 06.20	01 03 24.10	UGC 12810	8089±2	1.54	-21.28	11.04	-10.29	2.24	8116±5	423	452	5.02±0.43	7.6	17.7	10.20	-0.84
2587	23 53 49.20	-00 58 28.00	CGCG 381-059	6970±4	1.53	-21.80	10.66	-11.92	1.24	7086±14	274	316	0.76±0.20	4.0	6.0	9.26	-1.40
2590	23 55 16.10	14 22 31.70	CGCG 432-040	10791±3	1.51	-21.04	10.88	-10.74	1.66	10782±9	393	443	2.69±0.31	7.6	13.1	10.18	-0.70
2592	23 56 07.10	-00 54 59.40	IC 1516	7275±3	1.29	-22.94	10.94	-10.44	2.32	7283±5	196	265	8.43±0.34	19.4	42.2	10.33	-0.60
2593 ^{C3}	23 56 07.80	00 32 58.10	NGC 7787	6658±3	1.70	-20.23	10.79	-10.39	1.42	6665±13	342	407	1.79±0.26	6.8	11.1	9.58	-1.21
2595	23 56 13.50	-00 32 26.50	CGCG 382-005	6645±3	0.95	-20.55	9.54	-10.17	1.03	6658±14	229	310	1.71±0.16	8.0	17.9	9.56	-0.28
2598 ^{C1}	23 56 42.00	13 46 34.90	UGC 12854	10860±3	1.11	-21.24	10.89	-10.56	3.05	10854±13	351	407	4.84±0.55	5.7	13.6	10.44	-0.15
2599	23 58 44.00	16 05 26.20	ASK 146725	5854±8	0.37	-16.61	8.29	-9.59	1.54	5857±11	120	167	1.05±0.18	6.0	10.1	9.24	0.95
2600	23 59 37.00	14 48 25.00	NGC 7800	1751±2	0.52	-18.99	8.49	—	2.87	1749±1	183	225	23.82±0.40	47.7	101.6	9.55	1.05

Table A.2. Basic optical and HI data – marginally detected galaxies

Source	RA (J2000.0)	Dec	Other name	V_{opt} km/s	$g-z$ mag	M_g mag	M_* M_{\odot}	$sSFR$ [log] yr^{-1}	rms mJy	V_{HI} km/s	W_{50} km/s	W_{20} km/s	F_{HI} Jy km/s	S/N	M_{HI} M_{\odot}	$\frac{M_{\text{HI}}}{M_*}$ [log]
0024	00 10 52.65	15 35 26.60	2MASX J00105266+1535261	11071±6	2.19	-20.07	11.29	-11.27	2.75	11053±10	38	61	0.28±0.19	3.0	2.8	-2.05
0032	00 13 43.98	00 22 18.20	ASK 28319	3968±2	0.36	-15.97	7.81	-9.28	3.01	3968±53	28	156	0.49±0.34	3.5	5.1	8.58
0036	00 15 00.08	-11 08 03.90	ASK 125926	3351±2	-0.09	-15.63	8.05	-9.78	2.07	3350±6	138	149	0.29±0.23	2.4	2.0	8.20
0037 ^{A1}	00 15 05.40	15 03 59.70	2MASX J00150533+1503597	5428±2	1.37	-19.15	10.00	-10.55	1.44	5406±35	130	192	0.21±0.18	2.5	2.2	8.48
0108	00 41 42.50	14 17 56.20	ASK 40372	8810±2	0.61	-18.15	6.66	-8.59	1.59	8847±13	103	129	0.21±0.16	2.7	2.2	8.93
0116 ^{C1}	00 46 05.70	-09 30 10.80	IC 0050	6027±2	1.49	-20.54	10.79	-12.56	1.28	5969±12	371	404	0.65±0.23	3.7	4.3	9.04
0126	00 51 49.40	00 33 53.10	UM 283	4629±1	0.41	-17.77	8.53	-9.22	1.51	4636±12	103	121	0.22±0.15	2.1	2.4	8.38
0129	00 53 19.60	-10 24 11.80	2MASX J00531961-1024115	4403±1	0.46	-18.06	8.80	-9.26	1.42	4404±29	73	136	0.31±0.15	3.2	4.1	8.46
0175	01 14 52.70	-01 05 43.30	ASK 31675	2026±2	0.79	-15.57	8.00	-9.73	1.26	2012±4	98	107	0.23±0.12	3.3	3.0	7.65
0200	01 24 53.30	-08 49 09.90	2MASX J01245329-0849093	5441±4	1.05	-19.08	9.75	-10.23	1.73	5439±6	240	255	0.18±0.25	3.2	1.1	8.40
0221	01 31 01.08	13 03 15.60	2MASX J01310103+1303155	6206±2	1.45	-19.39	10.28	-12.20	1.55	6206±20	129	187	0.33±0.19	3.9	3.2	8.81
0231	01 33 52.56	13 42 09.40	ASK 43205	2599±2	-0.57	-15.11	6.60	-8.04	1.71	2633±4	94	105	0.13±0.16	3.5	1.3	7.65
0234	01 34 37.50	-01 03 08.10	ASK 33113	4787±7	1.16	-17.38	9.25	-12.00	1.39	4733±16	260	294	0.47±0.22	2.9	3.5	8.71
0265 ^{C1}	01 49 14.05	13 03 19.20	NGC 0677	5075±2	1.58	-21.24	11.06	-12.42	1.57	5062±0	132	132	0.35±0.16	3.0	3.3	8.65
0282	01 53 01.30	-09 38 20.80	PGC 988388	1645±2	0.16	-14.29	6.02	-8.49	2.24	1645±6	50	66	0.12±0.17	3.3	1.2	7.18
0287 ^{C2}	01 54 32.70	-00 46 12.30	2MASX J01543275-0046121	4835±3	1.11	-18.87	9.66	-10.91	2.41	4805±21	354	397	1.36±0.44	2.9	4.9	9.18
0308	02 20 58.80	-09 31 42.80	PGC 3101275	3815±2	0.61	-17.15	8.51	-9.63	4.04	3812±21	101	141	0.87±0.44	2.7	3.5	8.78
0329 ^{A1}	02 50 52.00	00 00 12.10	ASK 037212	1587±2	0.24	-14.16	7.19	-9.59	1.24	1581±5	23	38	0.11±0.07	3.7	2.9	7.11
0349 ^{A1}	03 07 15.65	00 43 52.00	ASK 37834	3011±1	0.47	-15.60	7.74	-9.54	2.00	3025±12	57	81	0.21±0.17	2.7	2.4	7.98
0356	03 11 17.74	-08 04 48.10	2MASX J03111772-0804486	3978±2	0.65	-17.57	8.75	-9.75	1.43	3979±9	28	48	0.13±0.09	3.0	2.7	7.98
0384	03 21 30.80	00 11 35.70	ASK 38931	7062±3	0.86	-17.87	—	—	1.47	7081±9	151	167	0.16±0.17	2.4	1.5	8.62
0405	03 38 25.70	-06 38 11.00	ASK 56487	5350±6	0.62	-17.18	8.48	-9.56	2.05	5350±6	52	69	0.32±0.16	3.6	3.6	8.65
0408	03 38 45.71	-05 38 42.20	ASK 56578	3244±2	0.46	-15.36	7.94	-9.70	2.37	3241±19	23	61	0.22±0.17	2.9	3.2	8.05
0411	03 39 34.90	-06 02 19.90	2MASX J03393488-0602199	6629±5	0.99	-20.04	9.95	-10.29	2.17	6618±11	231	262	0.74±0.32	4.0	3.6	9.19
0435 ^N	04 10 51.36	-05 13 20.40	ASK 57849	4868±3	0.46	-17.13	8.39	-9.58	1.52	4872±24	128	162	0.35±0.18	2.0	3.3	8.60
0441	07 20 02.10	41 08 11.20	ASK 475444	7026±4	0.72	-16.95	8.53	-9.70	1.56	7036±6	94	106	0.28±0.15	3.0	3.2	8.84
0443	07 21 07.30	41 07 40.70	ASK 475444	3321±1	0.16	-15.49	7.57	-9.05	1.38	3335±7	84	102	0.28±0.13	3.4	3.7	8.18
0453	07 25 24.12	42 25 59.10	ASK 475551	3013±1	0.44	-15.82	7.89	-9.46	3.20	3011±10	84	99	0.45±0.29	2.2	2.6	8.31
0478	07 36 07.60	30 12 54.20	2MASX J07360760+3012543	6979±2	0.88	-18.97	9.56	-9.98	1.39	6987±4	34	45	0.13±0.08	3.1	2.6	8.49
0520	07 44 05.50	46 42 34.20	ASK 476552	3105±2	0.55	-16.17	8.00	-9.49	2.73	3098±28	33	92	0.36±0.24	3.0	3.8	8.22
0533	07 49 33.50	39 44 24.10	ASK 46265	2943±2	0.49	-16.25	8.00	-9.38	2.91	2942±13	82	103	0.45±0.27	2.4	2.9	8.28
0545 ^N	07 52 12.30	39 24 38.50	ASK 46197	8449±2	-1.10	-17.01	—	—	3.48	8448±10	62	79	0.38±0.28	2.4	2.4	9.14
0581	08 03 28.90	33 27 44.50	KUG 0800+336	11794±2	1.27	-22.00	11.17	-9.95	3.93	11794±12	126	148	0.73±0.43	2.3	2.9	9.72
0582 ^N	08 04 25.20	35 02 40.40	KUG 0801+351	8774±10	0.70	-19.29	—	—	4.48	8768±17	235	273	1.72±0.67	3.0	4.3	9.83
0606	08 16 57.60	20 30 44.10	CGCG 119-027	4334±5	1.04	-18.80	9.62	-10.63	1.79	4306±5	138	149	0.42±0.20	2.8	3.4	8.58
0669	08 33 12.70	39 30 49.80	ASK 191177	2026±1	0.62	-15.95	8.00	-9.55	1.46	1988±10	141	158	0.25±0.17	2.4	2.4	7.68
0676	08 33 55.25	47 08 04.00	CGCG 237-006	4474±3	1.29	-18.98	9.95	-10.87	2.52	4473±12	258	276	0.66±0.38	2.0	2.8	8.82
0681 ^N	08 35 00.50	39 36 48.10	ASK 167684	1960±8	0.77	-14.27	—	—	1.98	1947±7	41	58	0.23±0.14	3.0	3.0	7.62
0708 ^{A1}	08 42 25.80	06 35 38.60	ASK 259104	2260±1	0.33	-15.48	7.60	-9.28	2.37	2267±7	55	71	0.30±0.18	3.2	2.9	7.88
0760	08 56 03.00	-00 29 23.10	PGC 1142061	2693±4	0.76	-15.05	7.81	-9.81	1.68	2686±8	97	113	0.37±0.16	2.9	3.7	8.11
0801 ^{A1}	09 08 52.55	21 55 29.70	2MASX J09085253+2155292	3849±2	0.66	-17.03	8.51	-9.63	1.86	3846±11	208	233	0.49±0.26	3.2	3.1	8.55
0821	09 12 44.40	34 55 32.00	NGC 2780	1954±3	1.30	-18.19	9.58	-10.25	2.81	1972±6	248	263	1.02±0.42	3.0	3.9	8.29
0836	09 17 05.30	25 25 44.90	IC 2450	1652±2	0.82	-18.25	9.15	-9.89	3.17	1673±44	55	155	0.68±0.37	3.3	4.8	7.97
0850 ^{A1}	09 20 02.70	28 20 57.40	ASK 488350	1915±8	0.52	-14.23	7.35	-9.55	2.50	1916±7	32	48	0.23±0.16	3.2	2.7	7.61
0864 ^{C2}	09 24 27.90	46 31 44.70	ASK 169404	4310±9	0.06	-16.17	6.77	-10.90	2.10	4292±9	46	68	0.27±0.16	3.4	3.1	8.38
0869	09 27 53.70	60 24 20.20	PGC 2601707	1317±6	0.33	-14.59	7.30	-9.33	2.53	1304±12	52	74	0.26±0.20	2.5	2.4	7.33
0882 ^{A2}	09 35 05.80	09 38 57.10	2MASX J09350578+0938566	3408±2	1.27	-18.12	9.61	-11.36	1.70	3374±11	135	154	0.40±0.19	2.5	3.4	8.35
0902	09 40 03.30	44 59 31.70	ASK 264262	1369±2	0.47	-13.91	7.12	-9.46	1.88	1355±6	23	37	0.11±0.11	3.1	2.0	6.99
0907	09 42 02.60	57 29 22.50	PGC 2566547	1161±7	0.42	-13.64	6.07	-8.75	2.20	1166±6	57	71	0.19±0.17	3.5	1.9	7.09
0912 ^{C2}	09 43 01.60	58 58 24.90	UGC 05179	1348±1	0.86	-17.43	8.70	-9.94	2.39	1344±18	60	106	0.50±0.23	3.8	4.5	7.63
0917	09 43 31.10	31 58 37.10	NGC 2970	1630±2	1.06	-17.92	9.17	-10.56	2.11	1634±24	28	86	0.24±0.18	3.6	3.7	7.50

Table A.2. – continued.

Source	RA (J2000.0)	Dec	Other name	V_{opt} km/s	$g-z$ mag	M_g mag	M_* [log] M_{\odot}	$sSFR$ [log] yr^{-1}	rms mJy	V_{HI} km/s	W_{50} km/s	W_{20} km/s	F_{HI} Jy km/s	SNR	S/N	M_{HI} [log] M_{\odot}	$\frac{M_{\text{HI}}}{M_*}$ [log]
0938AI	09 48 47.50	27 52 25.40	ASK 491818	1316±2	0.51	-14.56	7.30	-9.37	1.38	1284±6	85	97	0.21±0.13	2.7	2.7	7.22	-0.08
0952MAI	09 54 30.00	32 03 42.00	ASK 492645	1424±2	0.40	-13.50	7.01	-9.47	1.83	1412±10	41	59	0.19±0.13	2.5	2.6	7.25	0.24
0987LAI	10 04 25.10	02 33 31.00	ASK 68781	1125±2	-0.38	-11.91	7.12	-9.59	2.67	1128±5	45	55	0.21±0.18	2.7	1.9	7.10	-0.01
0991AI	10 06 10.80	11 06 02.10	ASK 295498	2499±2	0.48	-16.95	6.10	-8.41	4.81	2501±18	48	85	0.74±0.41	3.0	3.7	8.36	2.26
0999	10 12 48.60	43 08 43.90	IC 0598	2245±2	1.25	-19.10	9.92	-11.46	1.87	2241±17	126	160	0.45±0.22	2.9	3.6	8.05	-1.87
1021NF	10 17 39.70	22 48 24.30	CGCG 123-035	1260±4	1.23	-16.19	—	—	2.76	1211±32	198	264	0.85±0.42	3.1	3.7	7.76	7.76
1051NZ	10 27 57.20	60 38 02.80	2MASX J10275708+6038030	1294±27	0.68	-15.34	—	—	3.63	1280±32	68	158	0.45±0.42	4.1	2.5	7.58	7.58
1094	10 43 51.80	58 38 39.10	ASK 211533	1172±2	0.41	-13.00	7.28	-9.42	2.50	1116±11	146	164	0.42±0.30	2.3	2.3	7.41	0.12
1119C3	10 51 32.00	00 15 26.00	UGC 05973	11362±2	1.45	-20.79	10.82	-10.70	2.14	11347±14	355	378	0.86±0.37	2.2	3.7	9.76	-1.07
1134	10 56 38.70	17 23 01.20	PGC 4573180	948±2	0.50	-12.82	6.63	-9.35	1.29	945±7	22	38	0.09±0.07	3.3	2.5	6.59	-0.04
1149F	11 01 47.80	58 39 59.80	ASK 211679	5590±3	0.27	-18.40	6.26	-9.74	5.17	558±20	44	91	0.96±0.45	3.4	4.7	9.17	2.92
1210C1	11 18 34.60	12 42 39.90	IC 2708	6029±2	1.40	-20.15	10.51	-12.18	1.57	6065±22	320	346	0.47±0.27	1.7	2.8	8.94	-1.58
1239	11 23 01.60	38 31 11.90	2MASX J11230157+3831120	1858±4	0.98	-16.42	8.70	-10.78	2.86	1923±5	163	177	0.87±0.35	3.3	4.0	8.20	-0.51
1247	11 23 38.80	53 50 31.70	NGC 3656	2871±4	1.55	-19.91	7.00	-10.51	2.39	2805±33	412	487	2.06±0.49	3.3	7.1	8.90	1.89
1267	11 25 40.00	04 40 35.50	ASK 170281	1487±5	0.68	-14.02	7.39	-9.71	1.31	1495±6	34	49	0.12±0.09	3.4	2.6	7.11	-0.28
1281	11 28 54.10	35 24 50.30	NGC 3694	2257±5	1.26	-18.89	9.81	-10.38	1.35	2194±15	166	196	0.46±0.17	2.8	4.4	8.03	-1.78
1355NZ	11 42 27.20	54 49 08.40	MCG +09-19-160	1233±30	1.13	-16.21	—	—	1.81	1233±5	48	59	0.20±0.13	2.8	2.7	7.17	7.17
1358	11 43 16.10	-01 23 40.90	PGC 1119651	1891±1	0.42	-15.30	7.70	-8.96	1.69	1911±7	47	68	0.29±0.13	4.2	4.2	7.71	0.01
1370C3	11 44 50.50	01 36 04.70	IC 0728	8512±2	1.40	-21.14	10.94	-10.37	2.62	8503±23	344	420	1.67±0.49	4.7	5.6	9.76	-1.18
1384	11 46 43.30	57 13 57.80	PGC 4015804	1029±2	0.24	-13.37	6.56	-8.80	2.28	1034±21	29	71	0.08±0.18	2.9	1.1	6.61	0.05
1386	11 47 02.90	54 17 16.80	ASK 23871	1365±2	0.58	-13.68	6.56	-9.16	3.76	1376±23	39	89	0.60±0.33	3.2	4.3	7.74	1.18
1390	11 47 37.20	62 00 58.80	ASK 155870	3944±5	0.77	-16.20	6.82	-10.48	1.57	3951±12	90	121	0.28±0.16	3.5	3.2	8.34	1.52
1400	11 49 12.80	-03 39 34.60	PGC 1068442	1572±4	0.88	-15.33	8.04	-9.94	1.40	1569±6	88	102	0.28±0.13	3.3	3.5	7.52	-0.51
1421	11 52 33.40	48 17 34.80	ASK 348681	1049±23	0.79	-13.76	—	—	3.68	1088±14	216	249	1.36±0.54	3.3	4.2	7.89	7.89
1435N	11 55 03.70	-03 30 12.40	ASK 11749	1414±5	0.43	-13.82	7.03	-9.38	1.48	1438±8	115	135	0.36±0.16	3.5	3.8	7.55	0.53
1446	11 56 37.50	55 37 59.50	UGC 06919	1289±6	1.21	-16.53	8.97	-11.11	2.00	1309±7	156	170	0.59±0.24	2.6	4.0	7.69	-1.28
1449	11 56 56.40	60 19 45.90	CGCG 292-051	1391±2	0.73	-16.34	8.40	-9.78	2.50	1390±10	137	153	0.53±0.29	2.3	3.0	7.69	-0.71
1456C1F	11 57 35.30	02 10 04.20	PGC 1218144	941±18	0.49	-14.45	—	—	1.70	979±26	66	136	0.35±0.18	3.9	4.3	7.22	7.22
1477	11 59 50.80	63 25 34.80	ASK 156744	1331±3	0.80	-14.75	7.79	-9.98	2.36	1353±9	166	182	0.62±0.29	2.5	3.4	7.74	-0.05
1498	12 03 30.70	55 03 05.70	ASK 239088	1113±2	-0.05	-13.65	6.03	-10.15	1.78	1082±24	91	130	0.28±0.19	2.4	2.7	7.19	1.16
1522	12 07 51.60	41 33 47.10	ASK 349285	1148±5	0.39	-13.73	6.91	-9.22	2.93	1144±34	34	105	0.41±0.28	3.1	4.0	7.42	0.51
1524	12 08 09.70	37 27 24.60	ASK 532911	1068±2	0.49	-13.18	6.65	-9.02	2.88	1067±28	27	96	0.49±0.26	3.6	5.4	7.43	0.78
1534	12 09 09.80	31 34 10.20	UGC 07132	6766±3	1.45	-21.31	11.02	-12.62	2.09	6777±6	37	55	0.29±0.14	3.7	3.9	8.83	-2.19
1563NC3Z	12 12 24.30	65 10 26.80	ASK 106418	1274±35	0.60	-14.98	—	—	5.17	1279±6	287	295	1.48±0.82	2.1	2.8	8.07	8.07
1588N	12 16 52.40	14 30 52.40	IC 3096	1264±4	1.00	-16.47	8.57	-10.71	2.38	1270±7	91	103	0.29±0.22	2.3	2.1	7.35	-1.22
1593	12 17 56.90	67 05 47.80	ASK 65355	1204±2	0.53	-13.54	6.93	-9.33	4.37	1223±7	104	119	1.17±0.44	3.1	4.4	7.93	1.00
1594C1	12 18 20.60	04 51 13.60	ASK 173337	2072±13	1.04	-15.56	8.37	-10.85	3.05	2082±15	723	767	3.23±0.78	4.1	6.6	8.84	0.47
1597C1	12 18 57.60	02 59 25.40	ASK 76344	6662±3	0.48	-17.06	6.42	-9.65	1.72	6708±11	222	245	0.48±0.25	2.9	3.2	9.04	2.62
1603	12 19 15.10	44 48 01.80	ASK 319572	922±2	0.69	-13.26	7.06	-9.68	2.16	924±12	37	63	0.14±0.16	3.0	1.7	6.75	-0.32
1639	12 22 46.80	65 50 37.60	NGC 4332	2764±2	1.78	-19.73	10.62	-11.33	3.44	2755±20	271	323	1.55±0.57	3.7	4.6	8.76	-1.86
1656	12 24 17.00	67 26 23.80	UGCA 280	1318±2	0.96	-16.58	8.64	-9.42	5.09	1303±8	113	128	1.09±0.53	2.6	3.4	7.95	-0.68
1673NRF	12 29 52.30	13 25 38.80	NGC 4473	2292±16	1.43	-21.58	—	—	8.81	2452±7	225	240	1.38±1.26	3.0	1.7	8.61	8.61
1703	12 39 48.00	12 58 26.20	IC 3631	2828±3	0.73	-19.33	9.50	-9.84	1.45	2807±11	74	92	0.18±0.13	2.4	2.5	7.85	-1.65
1751A1	12 54 12.60	00 48 09.10	CGCG 015-035	1191±2	0.64	-15.29	—	—	2.98	1205±5	128	141	0.78±0.33	3.2	3.8	7.74	7.74
1768	12 59 06.50	28 48 42.40	ASK 511090	999±8	0.49	-13.83	7.19	-9.70	1.76	992±4	49	60	0.15±0.13	3.4	2.0	6.85	-0.35
1788C3	13 04 57.00	39 55 24.90	IC 4165	8227±8	1.28	-20.49	—	—	2.00	8328±5	357	370	0.98±0.35	3.1	4.4	9.54	9.54
1899	13 39 38.32	42 32 44.80	ASK 309421	2644±2	0.53	-15.07	7.65	-9.55	2.02	2639±8	87	100	0.36±0.19	2.3	3.2	8.09	0.43
1925	13 48 00.10	63 31 20.90	ASK 108389	1654±3	0.21	-14.48	7.21	-9.32	2.45	1658±19	31	69	0.20±0.19	2.8	2.4	7.42	0.22
1976C1	13 55 53.40	37 11 47.70	UGC 08854	5975±2	1.57	-20.62	10.88	-12.50	2.60	5989±9	64	82	0.39±0.22	3.0	3.2	8.85	-2.03
1987A1	13 57 21.10	26 12 27.20	PGC 1767195	2391±5	0.57	-14.70	7.52	-9.55	2.51	2369±6	127	139	0.32±0.27	2.7	1.9	7.95	0.43
1997	13 58 42.90	61 51 45.50	MCG +10-20-057	1795±3	0.76	-15.80	8.16	-9.90	3.07	1794±22	60	96	0.36±0.28	2.4	2.5	7.75	-0.41

Table A.2. – continued.

Source	RA (J2000.0)	Dec	Other name	V_{opt} km/s	$g-z$ mag	M_g mag	M_* [log] M_{\odot}	$sSFR$ [log] yr^{-1}	rms mJy	V_{HI} km/s	W_{50} km/s	W_{20} km/s	F_{HI} Jy km/s	SNR	S/N	M_{HI} [log] M_{\odot}	$\frac{M_{\text{HI}}}{M_*}$ [log]
2009	14 01 24.00	36 48 00.30	Mrk 0465	2693±2	1.01	-18.40	9.39	-9.96	1.69	2680±43	97	153	0.20±0.19	1.9	2.0	7.84	-1.55
2011	14 01 57.67	46 18 42.80	NGC 5439	1895±4	1.17	-18.01	9.42	-10.16	1.89	1900±50	128	233	0.51±0.27	3.1	4.0	7.95	-1.46
2031	14 05 24.60	61 34 01.30	PGC 2620337	1725±2	0.50	-15.44	7.71	-9.29	4.75	1744±9	132	149	0.84±0.54	2.7	2.6	8.09	0.38
2039	14 07 16.90	54 48 01.90	2MASX J14071669+5448024	1737±3	0.81	-16.45	8.40	-9.92	3.35	1730±10	59	76	0.40±0.27	2.6	2.6	7.77	-0.63
2069	14 13 21.76	54 40 06.30	MCG +09-23-057	2059±8	0.70	-16.08	8.28	-10.21	2.56	2067±24	107	157	0.66±0.30	3.0	4.2	8.14	-0.14
2164	14 32 08.70	38 31 22.50	ASK 324027	1377±2	0.86	-14.42	7.76	-10.15	2.01	1375±10	90	109	0.26±0.20	2.8	2.3	7.38	-0.38
2210 ^N	14 41 48.50	00 41 28.00	UGC 09470	1884±4	0.59	-17.27	8.52	-9.81	3.09	1885±10	127	147	0.67±0.35	2.9	3.2	8.07	-0.46
2217 ^F	14 43 11.10	44 59 45.80	ASK 289207	6403±2	0.79	-17.48	6.09	-8.37	2.12	6400±17	99	144	0.45±0.23	3.8	3.6	8.97	2.88
2232	14 47 38.90	59 21 51.60	SBS 1446+595	2207±2	0.50	-15.78	6.10	-10.19	2.86	2179±14	224	254	1.02±0.42	3.1	4.0	8.37	2.27
2236 ^{A1}	14 48 58.99	33 11 34.90	CGCG 193-002	1700±2	0.70	-16.54	8.33	-9.97	3.21	1700±7	33	48	0.31±0.21	2.9	2.8	7.64	-0.70
2262	15 00 16.60	02 18 02.50	CGCG 020-042	1818±3	1.23	-17.08	9.09	-10.45	1.63	1881±13	125	153	0.26±0.19	3.0	2.4	7.65	-1.44
2263	15 00 18.60	54 53 39.50	ASK 161566	8819±3	0.49	-18.01	7.04	-9.77	2.52	8841±6	239	251	0.71±0.36	2.5	3.1	9.45	2.42
2267	15 01 03.10	00 42 27.50	Mrk 1390	1724±3	1.08	-16.48	—	—	2.18	1725±5	160	171	0.63±0.26	2.8	3.8	7.96	7.96
2280 ^{C1}	15 09 04.30	00 49 19.10	2MASX J15090433+0049185	1645±2	0.96	-15.57	8.29	-10.10	1.61	1653±4	126	136	0.27±0.17	3.1	2.5	7.56	-0.74
2283 ^F	15 09 32.80	03 03 02.40	NGC 5864	1784±4	1.32	-19.64	—	—	1.33	1859±7	216	230	0.31±0.19	2.8	2.7	7.72	7.72
2290	15 12 31.70	00 48 45.40	PGC 1176138	1844±5	0.84	-16.23	8.53	-10.40	2.71	1830±20	125	159	0.69±0.32	2.4	3.8	8.05	-0.48
2301 ^{A1}	15 18 57.00	00 30 56.50	PGC 1168006	2082±14	0.58	-14.59	7.51	-9.63	1.70	2103±11	48	66	0.15±0.13	2.4	2.1	7.51	—
2319 ^{C2}	15 29 49.80	03 30 39.10	CGCG 049-183	11053±4	1.57	-22.08	11.43	-12.21	1.48	10992±8	269	283	0.45±0.22	2.4	3.2	9.45	-1.99
2325 ^{A1}	15 32 49.90	36 12 13.50	ASK 331970	1993±2	0.54	-16.01	7.98	-9.56	1.64	1983±7	52	66	0.21±0.12	2.9	3.0	7.61	-0.38
2330 ^{NC3ZP}	15 35 52.10	39 46 08.10	NGC 5966	4514±58	1.48	-20.81	10.88	—	1.39	4514±15	400	428	0.50±0.26	2.8	3.0	8.70	-2.18
2354	16 02 16.30	49 12 11.40	UGC 10150	6135±7	1.19	-19.72	10.16	-12.27	3.38	6074±19	129	171	0.46±0.40	3.1	2.0	8.93	-1.22
2394	20 54 12.20	-05 11 31.60	2MASX J20541219-0511314	6134±6	1.67	-17.63	9.63	-11.17	1.39	6055±12	613	635	1.05±0.32	2.6	5.0	9.27	-0.36
2407 ^{A1}	21 16 27.60	-00 49 35.30	NGC 7047	5783±3	1.48	-20.60	10.71	-11.52	1.79	5862±15	585	635	2.19±0.41	4.6	8.3	9.56	-1.15
2410 ^{A1}	21 17 34.60	11 00 43.20	ASK 138402	3271±2	0.47	-15.37	7.50	-9.18	1.34	3251±6	85	98	0.26±0.12	3.2	3.5	8.13	0.63
2418 ^{A2}	21 31 37.60	11 49 53.90	CGCG 426-062	8643±3	1.70	-21.05	11.15	-12.19	2.06	8660±14	153	186	0.43±0.25	3.1	2.9	9.21	-1.93
2458	22 30 42.40	-09 37 12.70	ASK 135435	7046±5	0.80	-18.43	9.26	-9.81	2.47	7067±8	76	96	0.39±0.22	3.2	2.9	8.97	-0.29
2527	23 21 24.70	14 11 52.90	PGC 4125637	11881±3	0.72	-18.30	7.24	-10.74	1.56	11879±6	171	184	0.39±0.19	2.9	3.3	9.45	2.22
2549 ^N	23 36 08.50	15 44 36.60	PGC 4125646	4016±5	0.73	-16.05	—	—	1.48	4028±7	59	74	0.19±0.12	2.9	2.8	8.18	8.18
2555 ^N	23 37 37.10	15 08 26.90	KUG 2335+148	4099±2	-0.31	-14.52	7.55	-9.87	1.59	4105±23	70	103	0.17±0.15	2.0	2.1	8.14	0.59
2556	23 38 26.00	15 23 10.90	ASK 145449	3984±4	1.02	-16.67	8.78	-10.17	1.49	3983±16	142	171	0.41±0.18	2.6	3.9	8.51	-0.28
2562	23 40 42.68	-09 23 36.50	2MASX J2340427-092336	5160±2	0.67	-18.36	9.01	-9.62	2.25	5159±14	74	101	0.40±0.21	2.7	3.4	8.71	-0.30
2570 ^{C1}	23 43 55.90	00 13 05.10	CGCG 381-031	6627±2	1.42	-19.51	10.25	-11.93	1.43	6607±11	178	198	0.37±0.18	2.5	3.3	8.91	-1.34
2573	23 44 30.08	00 19 13.70	NGC 7739	6605±2	1.45	-20.33	10.63	-11.84	1.75	6666±6	221	234	0.62±0.24	3.0	4.0	9.14	-1.49
2579	23 48 45.10	15 55 43.50	KUG 2346+156	7848±11	0.96	-19.67	9.93	-10.10	2.57	7804±22	64	110	0.25±0.25	2.9	2.1	8.89	-1.04
2583	23 51 14.64	15 22 23.80	ASK 146293	5994±2	0.61	-17.14	8.55	-9.64	1.57	5991±8	179	196	0.45±0.20	3.0	3.6	8.91	0.35

Table A.3. Basic optical and HI data – non-detected galaxies

Source	RA (J2000.0)	Dec	Name	V_{opt} km/s	$g-z$ mag	M_g mag	M_{\star} [log] M_{\odot}	$sSFR$ [log] yr $^{-1}$	rms mJy	SNR	M_{HI} [log] M_{\odot}	$\frac{M_{\text{HI}}}{M_{\star}}$ [log]
0003	00 00 47.90	14 16 39.10	2MASX J00004789+1416390	10847±4	1.66	-20.01	10.71	-10.49	2.76	1.7	<10.40	<-0.31
0009	00 03 22.20	-10 46 14.20	MCG -02-01-012	8937±2	1.57	-20.87	10.98	-12.37	4.85	1.5	<10.55	<-0.43
0012	00 04 35.21	00 50 54.90	2MASX J00043518+0050549	6392±5	1.38	-17.81	9.57	-10.61	1.46	2.0	<9.49	<-0.09
0014	00 06 19.61	14 19 38.70	2MASX J00061957+1419389	5448±3	1.31	-18.22	9.66	-11.16	2.22	3.9	<9.56	<-0.10
0015	00 06 29.29	14 10 56.40	2MASX J00062933+1410559	5324±6	1.59	-17.84	9.74	-11.30	2.44	1.8	<9.56	<-0.18
0018	00 08 00.98	14 01 18.60	ASK 146993	5429±4	0.76	-17.38	8.74	-9.73	1.95	2.9	<9.41	<-0.67
0023 ^{A1}	00 10 25.50	14 17 23.00	KUG 0007+140	5452±4	0.93	-18.81	9.50	-10.17	1.79	0.9	<9.50	<-0.00
0025	00 11 43.20	14 28 01.10	ASK 146943	5213±2	0.66	-17.47	8.67	-9.48	2.44	1.7	<9.48	<-0.81
0026	00 11 44.80	14 32 13.60	ASK 146940	5121±3	0.64	-16.57	8.23	-9.50	2.91	2.0	<9.47	<-1.23
0027	00 12 06.10	-00 24 54.70	IC 0003	5447±2	1.43	-20.33	10.61	-12.34	2.09	1.5	<9.71	<-0.90
0028	00 12 11.60	-10 55 41.20	2MASX J00121162-1055413	5359±3	1.43	-19.44	10.30	-12.37	1.64	0.7	<9.52	<-0.78
0033	00 13 45.42	-09 56 03.70	ASK 126038	3822±2	0.66	-16.45	8.24	-9.68	3.12	1.2	<9.23	<-0.99
0034 ^N	00 14 17.63	15 51 06.30	ASK 147688	1943±6	0.44	-14.52	—	—	1.77	2.1	<8.24	<8.24
0038 ^{NA1}	00 15 29.70	14 43 37.20	ASK 147494	5432±4	0.39	-16.55	8.21	-9.54	1.75	1.7	<9.29	<-1.09
0040	00 17 34.93	-09 32 36.00	IC 0005	6690±2	1.26	-20.96	10.68	-11.93	2.31	2.7	<9.97	<-0.71
0043	00 19 47.30	00 35 26.70	2MASXJ00194732+0035273	5306±3	1.12	-19.05	9.75	-10.43	2.32	1.2	<9.61	<-0.14
0045 ^N	00 20 25.78	00 49 34.80	NGC 0078A	5072±3	1.49	-20.07	—	—	1.52	0.9	<9.48	<9.48
0046	00 20 33.84	00 51 23.40	ASK 28804	5193±14	1.15	-16.63	8.86	-11.38	1.59	2.4	<9.24	<-0.39
0048	00 21 35.30	01 09 56.20	CGCG 383-002	5465±2	1.39	-19.27	10.15	-11.84	1.56	1.1	<9.49	<-0.66
0054	00 23 47.66	-00 39 39.30	ASK 29153	5422±2	0.50	-16.92	6.36	-8.78	1.27	3.5	<9.18	<-2.82
0058	00 25 07.42	00 18 45.70	UM 240	3269±2	0.25	-16.41	7.66	-8.70	1.46	2.4	<8.75	<-1.09
0059	00 25 17.30	14 34 40.80	ASK 147884	5224±2	0.44	-16.59	8.11	-9.47	2.64	1.2	<9.44	<-1.33
0061	00 25 52.50	-09 39 42.40	2MASXJ00255209-0939420	5201±2	1.52	-19.96	10.54	-12.25	1.23	1.4	<9.41	<-1.13
0067	00 29 33.17	-09 04 50.60	IC 0022	6049±2	1.48	-20.45	10.66	-11.80	1.80	1.1	<9.74	<-0.91
0069	00 29 49.30	-01 14 05.70	2MASX J00294935-0114055	10117±6	1.55	-20.12	10.64	-12.35	3.95	1.8	<10.51	<-0.13
0078	00 31 36.60	-10 53 17.40	2MASXJ00313653-1053178	5075±2	1.41	-19.75	10.37	-12.30	1.44	1.2	<9.44	<-0.93
0084	00 34 40.10	-10 45 59.40	NGC 0155	6189±2	1.39	-21.59	11.04	-12.33	1.61	3.0	<9.80	<-1.24
0087	00 35 59.80	-10 07 18.10	NGC 0163	5917±4	1.47	-21.23	11.01	-12.08	1.77	1.9	<9.78	<-1.23
0092	00 37 59.80	00 42 36.00	ASK 29753	4167±2	0.78	-16.21	8.39	-9.96	1.22	1.4	<8.89	<-0.50
0099	00 39 55.97	-08 51 11.60	ASK 127226	4122±1	0.58	-16.30	8.26	-9.53	1.35	2.4	<8.92	<-0.66
0100	00 40 26.90	-00 02 43.60	2MASX J00402686-0002431	5847±2	1.04	-18.56	9.46	-9.95	1.42	1.4	<9.44	<-0.02
0106	00 41 36.00	01 04 25.30	2MASX J00413598+0104262	5423±10	1.20	-17.26	9.20	-11.06	1.92	1.3	<9.42	<-0.22
0124	00 50 38.40	-08 43 59.30	2MASXi J0050384-084358	4328±2	0.85	-17.40	8.97	-9.90	2.54	1.6	<9.34	<-0.37
0131	00 56 20.99	-01 10 35.80	2MASX J00562098-0110359	11724±4	1.61	-20.66	10.89	-12.17	2.54	1.5	<10.49	<-0.40
0146	01 02 59.50	-00 40 42.30	ASK 31352	4822±4	0.72	-16.93	8.58	-9.87	1.21	1.6	<9.07	<-0.48
0147	01 03 01.70	-01 06 39.30	CGCG 384-061	5237±3	1.41	-19.36	10.21	-12.35	3.02	1.6	<9.75	<-0.46
0148	01 03 54.00	-00 26 26.60	PGC 3110619	5248±6	1.31	-17.18	9.28	-11.65	1.50	1.2	<9.28	<-0.00
0149	01 04 14.60	-00 50 40.30	PGC 3108496	4616±1	0.30	-16.58	7.87	-9.12	2.29	1.2	<9.26	<-1.39
0150	01 04 15.20	-01 06 51.50	CGCG 384-064	5391±3	1.33	-19.31	9.96	-10.42	1.27	2.1	<9.39	<-0.57
0151	01 04 16.80	-01 04 29.90	UGC 00661	5306±2	1.48	-20.35	10.69	-12.37	2.72	1.8	<9.80	<-0.89
0152	01 04 16.96	-00 45 53.60	NGC 0359	5362±3	1.47	-20.55	10.72	-12.45	1.87	1.0	<9.66	<-1.06
0153	01 04 25.30	-09 22 59.30	PGC 991736	4653±2	0.65	-16.96	8.51	-9.74	1.74	1.6	<9.19	<-0.68
0154	01 04 40.80	-00 48 09.80	NGC 0364	5117±3	1.55	-20.65	10.89	-12.74	1.80	3.0	<9.62	<-1.27
0155	01 04 56.80	-00 54 21.70	ASK 31281	5028±10	1.10	-16.85	9.02	-11.20	1.61	1.5	<9.24	<-0.22
0156	01 05 54.10	-00 59 09.60	ASK 31254	5297±2	0.63	-17.32	6.89	-10.31	1.80	1.9	<9.35	<-2.46
0158	01 07 09.20	-00 37 18.20	CGCG 384-076	5307±3	1.37	-20.30	10.58	-12.22	1.89	1.4	<9.64	<-0.94
0164	01 09 42.70	-00 57 13.50	ASK 31197	5203±3	0.69	-16.40	8.24	-9.70	1.48	1.5	<9.18	<-0.94
0169	01 12 48.60	-00 17 24.60	NGC 0426	5259±3	1.54	-20.68	10.87	-11.36	1.14	2.5	<9.44	<-1.42
0170	01 12 57.40	-00 20 41.90	NGC 0429	5627±2	1.49	-20.49	10.76	-12.15	1.55	0.9	<9.62	<-1.14
0171	01 13 02.80	00 40 38.70	ASK 31963	4500±3	0.46	-16.42	8.59	—	2.39	2.4	<9.25	<-0.67
0172	01 13 41.80	-00 06 09.80	UGC 00771	5152±2	1.50	-20.03	—	—	1.59	2.8	<9.52	<-0.52
0176	01 15 22.20	-00 09 30.30	2MASX J01152220-0009299	5196±4	1.28	-17.43	9.30	-11.27	1.27	1.6	<9.22	<-0.08
0178	01 15 54.30	13 21 12.00	CGCG 436-016	4184±2	1.46	-19.35	10.24	-12.12	1.55	1.2	<9.27	<-0.97
0181	01 18 44.80	-00 54 22.70	CGCG 385-063	5251±3	1.26	-19.38	10.09	-11.67	1.08	2.4	<9.31	<-0.78
0185	01 19 17.00	-00 06 49.40	2MASX J01191700-0006490	5192±3	1.40	-18.93	10.05	-12.07	1.70	1.8	<9.46	<-0.58
0189	01 20 12.10	14 33 40.60	UGC 00865	11332±4	1.68	-21.44	11.36	-12.72	1.51	0.4	<10.30	<-1.06
0195	01 22 46.00	-00 25 35.40	2MASX J01224599-0025343	5182±3	1.08	-18.27	9.61	-10.62	1.24	1.2	<9.27	<-0.34
0199 ^D	01 24 52.50	-01 14 24.40	2MASX J01245257-0114244	5269±4	1.47	-17.56	9.53	-12.23	0.98	1.1	<9.13	<-0.40
0203	01 25 23.70	-01 11 41.20	2MASX J01252369-0111411	5272±3	1.36	-18.96	9.95	-11.47	1.29	1.8	<9.36	<-0.59
0206	01 26 25.90	-08 33 51.20	2MASXJ01262589-0833510	5336±2	1.30	-19.80	10.19	-11.37	1.45	2.9	<9.48	<-0.71
0207	01 26 42.20	-01 05 16.10	ASK 32676	4370±8	1.27	-16.62	9.19	-11.72	1.97	1.6	<9.19	<-0.00
0209	01 26 49.70	-00 58 31.00	Mrk 0570	4853±4	1.34	-18.62	8.91	-9.84	1.51	2.8	<9.32	<-0.41
0210	01 26 56.40	-10 13 26.00	ASK 129708	7074±6	0.72	-17.88	7.56	-10.80	2.61	2.4	<9.81	<-2.25
0211	01 27 02.40	-10 15 54.80	NGC 0567	6992±2	1.63	-20.69	10.96	-12.72	2.56	1.7	<10.05	<-0.91
0214	01 27 25.10	-08 41 21.50	ASK 130312	3974±1	0.53	-15.62	7.91	-9.52	1.88	1.1	<8.98	<-1.07
0215	01 27 35.56	-00 59 19.30	2MASX J01273555-0059195	5053±5	1.28	-17.62	9.37	-11.17	1.35	2.3	<9.23	<-0.14
0218	01 28 59.60	-00 33 42.90	UGC 01062	5464±2	1.44	-20.97	10.85	-12.37	1.25	1.0	<9.54	<-1.31
0219	01 29 43.98	-01 14 29.10	UGC 01072	5190±3	1.45	-20.43	10.61	-12.30	1.20	0.5	<9.43	<-1.18
0222	01 31 04.80	13 38 58.80	CGCG 436-067	5889±2	1.61	-19.53	10.49	-12.29	1.76	1.8	<9.64	<-0.85
0223	01 31 26.60	14 06 15.10	SHOC 071	4155±1	0.56	-17.11	8.45	-9.52	1.73	1.6	<9.10	<-0.65
0233	01 34 07.97	-01 01 56.20	UGC 01123	4901±2	1.49	-20.15	10.28	—	1.69	11.8	<9.51	<-0.77
0240	01 37 23.40	-09 10 07.10	2MASXJ01372342-0910075	11612±3	1.52	-21.42	11.11	-12.37	1.45	2.3	<10.29	<-0.82

Table A.3. – *continued.*

Source	RA (J2000.0)	Dec	Name	V_{opt} km/s	$g-z$ mag	M_g mag	M_{\star} [log] M_{\odot}	$sSFR$ [log] yr^{-1}	rms mJy	SNR	M_{HI} [log] M_{\odot}	$\frac{M_{\text{HI}}}{M_{\star}}$ [log]
0718	08 44 38.00	55 01 08.00	CGCG 263-080	7601±2	1.51	-21.37	11.10	-12.40	3.72	1.3	<10.33	<-0.77
0719 ^{A1}	08 44 42.70	29 32 43.00	ASK 281794	2116±3	0.40	-14.49	7.26	-9.29	2.12	2.4	<8.39	<-1.13
0723	08 45 23.21	55 07 07.40	UGC 04564	7865±4	1.54	-20.47	10.74	-11.46	2.42	2.2	<10.10	<-0.64
0724 ^{A1}	08 45 25.40	15 19 46.00	PGC 4176159	1614±8	0.02	-13.43	7.30	-10.72	2.79	1.2	<8.20	<-0.90
0726	08 45 41.61	41 16 58.30	CGCG 208-044	8956±3	1.66	-21.00	11.13	-12.84	2.80	1.5	<10.33	<-0.81
0730 ^{NF}	08 46 36.00	19 00 50.00	UGC 04588	4377±2	1.12	-18.54	—	—	3.50	1.8	<9.58	<-0.58
0732	08 46 45.22	06 57 35.80	UGC 04594	8732±3	1.55	-21.10	11.01	-12.25	3.05	3.1	<10.34	<-0.66
0733	08 46 49.20	28 10 16.70	IC 2393	6297±2	1.51	-21.41	11.09	-12.35	2.54	1.9	<10.00	<-1.09
0735	08 47 21.98	42 23 55.60	ASK 191682	2980±1	0.69	-15.76	8.03	-9.65	2.91	1.2	<8.94	<-0.90
0737	08 47 49.72	18 54 42.80	IC 2399	4225±7	0.97	-18.29	9.44	-10.57	2.53	1.0	<9.39	<-0.05
0738	08 47 59.49	19 02 56.40	PGC 1578852	3844±3	0.87	-16.66	8.50	-10.05	1.54	2.1	<8.96	<-0.47
0743	08 48 59.64	41 00 11.30	CGCG 208-047	7389±2	1.52	-20.81	10.83	-12.27	1.53	1.5	<9.88	<-0.95
0744	08 49 01.40	29 29 18.20	KUG 0845+296	8239±2	-0.03	-17.60	6.80	-8.72	2.45	1.8	<9.87	<-3.07
0746	08 49 06.59	19 00 26.30	PGC 4178363	3783±19	1.08	-15.52	8.35	-11.82	1.03	1.8	<8.69	<-0.34
0747	08 49 15.01	19 11 27.30	PGC 4572078	3827±11	1.22	-16.06	8.71	-11.30	3.10	1.8	<9.23	<-0.52
0748 ^U	08 49 24.19	19 04 27.50	NGC 2673	3749±2	1.48	-19.64	10.35	-12.86	2.27	1.3	<9.36	<-0.99
0751 ^{A1}	08 50 25.19	32 37 18.80	ASK 266943	2221±2	0.56	-14.82	7.21	-9.37	1.95	2.8	<8.43	<-1.22
0753	08 51 56.67	16 56 41.30	UGC 04639	8549±2	1.54	-21.59	11.18	-12.34	1.49	2.1	<10.05	<-1.12
0754	08 52 04.95	53 37 02.30	NGC 2675	9303±3	1.58	-21.82	11.36	-12.68	5.13	1.5	<10.68	<-0.68
0756	08 54 40.70	20 35 00.90	CGCG 120-050	3785±2	1.35	-19.39	10.15	-11.81	1.77	2.8	<9.24	<-0.91
0763	08 56 57.99	52 03 57.40	NGC 2692	3773±2	1.50	-20.14	10.54	-11.68	5.34	2.1	<9.78	<-0.76
0768	08 57 59.90	-00 24 36.30	ASK 58627	3344±2	0.46	-15.90	6.17	-9.85	2.38	1.8	<8.96	<-2.79
0770	08 58 02.30	39 03 48.80	ASK 262896	6982±3	0.87	-17.34	6.67	-10.74	1.85	2.2	<9.61	<-2.94
0771	08 58 30.50	02 55 31.70	IC 2426	3887±2	1.32	-19.03	9.96	-11.39	3.04	1.6	<9.47	<-0.49
0775	08 58 51.20	38 48 34.30	UGC 04702	8495±3	1.52	-21.22	11.13	-12.80	2.51	2.5	<10.25	<-0.88
0788	09 01 28.60	03 43 14.10	NGC 2729	3819±2	1.52	-19.78	10.44	-12.15	1.32	1.3	<9.16	<-1.28
0799	09 07 36.60	03 23 34.40	NGC 2765	3774±2	1.43	-21.10	10.76	-11.56	1.90	0.4	<9.40	<-1.35
0802	09 08 54.40	01 25 57.10	CGCG 006-006	4918±4	0.83	-18.52	9.30	-10.02	2.99	2.4	<9.61	<-0.31
0809	09 10 11.90	50 24 04.60	NGC 2767	4925±3	1.60	-20.13	10.71	-12.64	3.15	1.5	<9.79	<-0.92
0812	09 10 32.10	50 25 59.70	NGC 2769	4817±2	1.77	-20.67	11.05	-11.49	3.11	1.7	<9.81	<-1.25
0817	09 11 35.65	30 04 39.10	UGC 04833	7787±2	1.45	-20.53	10.70	-12.26	2.72	1.5	<10.15	<-0.55
0823	09 13 39.50	29 59 34.60	NGC 2783	6749±3	1.43	-21.90	11.21	-12.27	1.96	1.0	<9.99	<-1.22
0824	09 14 13.06	43 08 05.90	KUG 0910+433	4232±2	1.19	-19.53	10.09	-10.12	2.95	2.1	<9.56	<-0.53
0825	09 14 16.60	57 02 39.60	ASK 052929	2514±3	0.28	-15.03	6.37	-9.44	2.44	1.6	<8.64	<-2.28
0826	09 14 34.30	30 08 27.00	UGC 04869	6852±2	1.70	-21.29	11.17	-12.09	3.06	1.7	<10.15	<-1.01
0828 ^{NZA1}	09 14 57.30	06 00 18.60	ASK 261057	1370±30	0.64	-14.37	—	—	3.33	0.4	<8.22	<8.22
0830	09 16 01.80	17 35 23.30	NGC 2794	8820±2	1.53	-21.75	11.26	-12.05	4.60	1.4	<10.58	<-0.68
0831	09 16 03.90	17 37 42.10	NGC 2795	8581±3	1.54	-22.18	11.42	-12.52	2.88	1.3	<10.39	<-1.03
0833	09 16 37.67	30 54 19.30	UGC 04893	6959±3	1.46	-19.82	10.44	-12.10	2.73	1.8	<10.00	<-0.45
0835	09 16 50.01	20 11 54.60	NGC 2804	8293±3	1.45	-22.06	11.31	-12.39	2.35	1.0	<10.26	<-1.05
0844	09 18 54.50	50 01 14.30	UGC 04927	10285±2	1.48	-21.92	11.28	-12.53	5.20	0.8	<10.78	<-0.50
0846	09 19 24.20	33 37 26.40	NGC 2826	6339±2	1.63	-20.72	10.87	-11.90	3.35	1.7	<10.08	<-0.80
0848 ^N	09 20 00.60	39 53 33.30	ASK 207278	1439±2	0.56	-13.56	7.06	-9.66	2.89	1.6	<8.12	<-1.07
0849	09 20 02.20	01 02 17.80	UGC 04956	5104±2	1.47	-21.15	10.97	-12.61	2.39	2.5	<9.77	<-1.20
0857	09 22 10.30	33 50 54.70	UGC 04974	6985±2	1.48	-21.19	11.03	-12.50	3.81	2.1	<10.25	<-0.78
0858	09 22 55.00	03 09 24.90	NGC 2858	3640±2	1.44	-20.12	10.59	-12.50	1.57	1.3	<9.22	<-1.37
0868	09 27 52.80	29 59 08.70	IC 2476	7993±3	1.50	-21.89	11.27	-12.53	2.21	2.1	<10.19	<-1.08
0886	09 35 44.00	31 42 19.60	NGC 2918	6756±3	1.57	-21.82	11.28	-12.19	1.82	1.2	<9.95	<-1.33
0894	09 38 23.40	43 30 32.90	UGC 05133	4413±2	1.46	-19.89	10.48	-12.27	1.73	1.6	<9.41	<-1.08
0895 ^R	09 38 32.90	17 01 52.60	NGC 2943	8406±3	1.59	-22.39	11.51	-12.72	1.26	1.6	<10.03	<-1.48
0896	09 38 34.40	08 53 16.50	2MASX J09383447+0853159	3228±2	1.42	-18.71	9.95	-11.15	1.19	1.9	<8.88	<-1.07
0901 ^D	09 39 34.70	48 25 18.90	UGC 05145	7378±4	1.74	-21.11	11.21	-10.76	1.96	1.3	<10.01	<-1.20
0904 ^{A1}	09 40 45.80	32 28 20.80	KUG 0937+327	1293±1	0.44	-14.20	7.13	-9.32	1.88	1.3	<7.89	<-0.76
0906 ^{A2}	09 41 16.60	10 38 49.10	IC 0552	5788±3	1.57	-20.70	10.87	-12.11	1.87	3.0	<9.74	<-1.13
0918	09 43 40.40	11 03 39.00	NGC 2984	6161±3	1.52	-20.66	10.82	-12.37	1.39	2.5	<9.66	<-1.15
0924 ^N	09 46 28.50	-00 26 03.50	ASK 51	1810±2	0.71	-16.52	8.34	-9.77	2.06	2.0	<8.41	<-0.07
0926	09 46 45.60	09 15 51.70	CGCG 063-065	4030±3	1.39	-18.54	9.85	-11.55	1.78	1.6	<9.23	<-0.62
0927	09 46 48.99	09 44 10.00	CGCG 063-066	2997±3	1.35	-18.95	9.95	-12.11	1.70	1.5	<8.98	<-0.97
0928 ^{A1}	09 46 53.00	31 47 44.60	KUG 0943+320	1425±3	0.64	-14.40	7.47	-9.70	2.85	2.1	<8.18	<-0.71
0931	09 47 16.10	22 05 22.10	NGC 2994	7417±3	1.49	-21.49	11.16	-12.14	2.68	0.5	<10.18	<-0.98
0936	09 48 41.60	59 15 39.50	2MASX J09484156+5915394	2231±2	1.24	-17.50	9.31	-9.58	2.95	2.1	<8.85	<-0.46
0940	09 49 52.10	34 42 50.80	NGC 3012	11617±3	1.48	-22.27	11.46	-12.52	2.54	1.4	<10.61	<-0.86
0949 ^{A1}	09 52 35.10	08 11 56.60	ASK 277328	2725±3	0.72	-16.92	8.53	-9.75	1.85	2.3	<8.75	<-0.23
0975	10 00 45.20	04 44 03.50	UGC 05383	3968±2	1.46	-19.39	10.33	-12.62	2.13	1.5	<9.37	<-0.96
0976 ^{NA1}	10 01 09.50	08 46 55.50	ASK 277703	1265±2	0.63	-13.67	7.14	-9.61	2.41	1.4	<7.94	<-0.80
0977	10 01 31.10	37 12 14.20	IC 2530	6559±3	1.37	-20.79	10.76	-12.33	2.74	1.5	<10.02	<-0.74
0979	10 02 00.95	59 15 08.30	CGCG 289-027	2802±4	1.82	-17.86	9.60	-10.61	4.40	1.2	<9.30	<-0.31
0983	10 03 58.80	22 16 33.80	UGC 05420	6120±2	1.49	-20.94	10.93	-12.64	1.29	2.1	<9.65	<-1.28
0986	10 04 13.40	60 22 14.10	ASK 154248	3039±6	0.15	-15.41	6.60	-10.69	6.14	1.1	<9.26	<-2.66
0988	10 04 31.80	60 06 28.60	NGC 3102	3038±2	1.38	-19.27	10.15	-12.03	2.70	2.3	<9.22	<-0.93
0990	10 06 07.40	47 15 45.50	NGC 3111	7437±3	1.47	-21.70	11.19	-12.37	2.64	2.2	<10.19	<-1.00
0995	10 10 14.90	46 17 44.00	ASK 209206	1099±2	0.25	-13.13	6.55	-9.13	3.06	2.5	<7.87	<-1.32

Table A.3. – *continued.*

Source	RA (J2000.0)	Dec	Name	V_{opt} km/s	$g-z$ mag	M_g mag	M_{\star} [log] M_{\odot}	$sSFR$ [log] yr $^{-1}$	rms mJy	SNR	M_{HI} [log] M_{\odot}	$\frac{M_{\text{HI}}}{M_{\star}}$ [log]
0998 ^{NZF}	10 12 41.20	03 07 45.60	NGC 3156	1266±30	1.00	-18.62	—	—	2.17	0.4	<8.30	<8.30
1004	10 13 50.50	38 45 53.60	NGC 3158	6920±3	1.58	-22.26	11.46	-12.48	2.67	1.9	<10.18	<-1.28
1014	10 16 23.00	60 14 05.70	NGC 3168	9399±3	1.55	-21.69	11.28	-12.64	5.72	1.7	<10.73	<-0.55
1017 ^{A1}	10 16 59.00	03 42 35.40	ASK 95821	1204±2	0.63	-14.10	—	—	1.98	1.5	<7.85	<7.85
1023	10 17 57.20	41 06 51.40	NGC 3179	7150±2	1.47	-21.36	11.02	-12.02	1.88	1.7	<9.98	<-1.04
1030 ^{A1}	10 19 59.90	24 47 24.60	ASK 596355	1258±2	0.42	-14.06	7.08	-9.48	1.88	2.5	<7.85	<-0.77
1034 ^N	10 20 26.40	40 52 41.10	ASK 314345	1161±2	0.31	-13.02	—	—	2.89	1.3	<7.89	<7.89
1038	10 21 21.10	24 20 29.00	UGC 05591	11118±3	1.53	-21.52	11.21	-11.99	3.00	1.1	<10.58	<-0.63
1040	10 22 06.00	21 03 54.30	CGCG 124-015	11738±3	1.59	-21.75	11.33	-12.64	4.94	1.2	<10.87	<-0.46
1043	10 23 15.40	20 10 40.50	ASK 606279	1143±5	1.14	-14.11	—	—	1.54	1.9	<7.72	<7.72
1046	10 25 43.30	39 38 46.90	NGC 3237	7023±2	1.45	-21.36	11.09	-12.81	2.33	2.9	<10.06	<-1.04
1048	10 25 47.70	26 34 14.60	CGCG 154-013	5023±2	1.44	-20.35	10.62	-12.04	2.04	1.9	<9.62	<-0.99
1061	10 34 15.20	52 52 14.90	UGC 05734	7055±2	1.51	-21.23	11.07	-12.22	2.33	0.8	<10.05	<-1.02
1067	10 35 04.80	46 33 41.20	UGC 05744	3356±3	0.85	-19.41	9.66	-9.88	2.14	2.9	<9.20	<-0.46
1069 ^{A1}	10 35 11.10	25 27 04.00	PGC 4243890	1298±2	0.24	-13.32	6.62	-8.98	1.80	2.3	<7.80	<-1.18
1076 ^{A2}	10 36 38.40	14 10 15.90	NGC 3300	3017±2	1.42	-20.24	10.53	-12.29	1.67	2.4	<9.09	<-1.45
1078	10 37 37.90	37 27 20.30	NGC 3304	6937±3	1.63	-21.11	11.11	-12.41	2.10	2.6	<9.98	<-1.12
1086	10 41 12.96	06 22 11.60	CGCG 037-114	5767±2	1.45	-19.93	10.46	-12.24	4.06	1.1	<10.01	<-0.45
1095 ^{A1}	10 44 20.70	14 05 04.00	NGC 3357	9770±2	1.51	-22.32	11.41	-12.52	2.36	3.5	<10.43	<-0.99
1102	10 47 26.60	06 02 53.20	NGC 3376	5816±2	1.45	-20.66	10.76	-12.23	2.15	1.9	<9.80	<-0.97
1107	10 48 11.60	04 55 39.80	NGC 3385	7759±3	1.46	-21.87	11.20	-12.36	1.31	1.6	<9.93	<-1.27
1111	10 49 14.00	15 48 33.00	2MASX J10491407+1548327	5739±2	1.40	-19.99	10.40	-12.09	2.08	1.9	<9.72	<-0.68
1113	10 49 41.20	00 21 47.10	CGCG 010-027	11592±2	1.47	-21.69	11.25	-12.60	2.66	2.5	<10.57	<-0.67
1118	10 50 45.50	28 28 08.70	NGC 3400	1412±2	1.36	-18.09	—	—	2.05	2.1	<8.34	<8.34
1125 ^D	10 53 56.30	60 02 42.90	ASK 91914	1266±2	0.31	-13.77	6.85	-9.11	3.63	2.7	<8.12	<1.27
1132 ^{A2}	10 56 19.90	17 05 05.90	PGC 4257755	960±2	0.44	-12.53	6.57	-9.47	1.43	1.5	<7.39	<0.82
1136	10 57 31.20	40 56 46.10	NGC 3468	7521±3	1.58	-21.63	11.25	-12.68	1.97	1.4	<10.07	<-1.18
1138	10 58 37.60	09 03 01.60	UGC 06062	2623±2	1.46	-19.20	10.18	-12.22	1.75	1.9	<8.91	<-1.28
1146 ^{A2}	11 00 35.40	12 09 41.60	NGC 3491	6351±3	1.59	-21.12	11.06	-12.65	2.19	1.8	<9.93	<-1.13
1147 ^{A1}	11 00 47.10	16 52 55.50	PGC 4260762	1136±3	0.51	-13.25	6.93	-9.56	2.22	2.5	<7.78	<0.85
1154	11 02 56.30	50 39 33.20	UGC 06114	6139±3	1.38	-20.36	10.62	-12.45	2.73	0.9	<9.93	<-0.69
1155	11 03 26.30	16 00 58.20	LSBC F640-02	1235±14	0.86	-14.66	7.74	-10.19	2.87	1.8	<8.09	<0.35
1160	11 04 56.80	17 38 30.50	PGC 4263693	907±7	0.90	-13.48	7.39	-10.61	1.64	1.6	<7.49	<0.09
1163 ^{A2}	11 06 32.10	11 23 07.50	NGC 3524	1357±2	1.32	-18.37	9.71	-11.27	1.75	1.5	<8.26	<-1.44
1164	11 06 51.10	17 30 02.80	PGC 4578261	939±14	0.96	-12.48	—	—	1.24	1.0	<7.32	<7.32
1166 ^{A1}	11 07 09.90	28 22 31.90	PGC 1833985	1003±2	0.42	-13.87	7.09	-9.49	1.84	1.4	<7.64	<0.55
1171	11 08 40.40	57 13 48.70	NGC 3530	1876±2	1.35	-18.23	9.69	-11.63	4.16	1.3	<8.91	<-0.78
1180	11 10 55.90	28 32 37.60	NGC 3558	9606±4	1.55	-21.65	11.25	-12.52	3.80	1.9	<10.57	<-0.68
1187	11 12 31.70	16 17 22.60	LSBC F640-V04	1198±16	0.89	-14.63	—	—	1.56	2.0	<7.80	<7.80
1191	11 13 10.40	27 49 05.60	UGC 06250	9367±3	1.59	-21.66	11.30	-12.67	4.15	2.7	<10.59	<-0.71
1201	11 15 16.10	14 41 54.90	ASK 432755	1093±38	0.41	-13.18	—	—	2.21	2.6	<7.73	<7.73
1207 ^F	11 18 03.90	10 14 40.00	ASK 271464	962±77	0.79	-12.68	—	—	1.46	2.4	<7.42	<7.42
1223 ^{NUZF}	11 21 06.90	03 28 07.80	PGC 4097805	1501±99	0.20	-11.71	—	—	1.54	1.1	<7.75	<7.75
1224 ^{A2}	11 21 24.90	03 00 50.10	NGC 3643	1742±2	1.19	-17.98	9.53	-11.41	1.86	1.5	<8.47	<-1.05
1227	11 21 47.60	57 20 48.20	PGC 2563515	1081±2	0.35	-13.64	6.89	-9.32	2.81	2.7	<7.86	<0.97
1230	11 22 04.10	03 36 51.60	ASK 73108	1445±30	0.99	-13.60	7.53	-10.32	1.58	1.6	<7.89	<0.36
1244 ^N	11 23 18.80	03 57 18.80	CGCG 039-161	1582±19	0.89	-15.66	8.23	-10.85	1.72	1.7	<8.16	<-0.07
1249	11 24 06.50	38 51 23.00	2MASX J11240641+3851226	1979±4	1.39	-16.57	9.03	-11.78	1.80	1.5	<8.46	<-0.57
1250	11 24 08.50	03 44 04.70	ASK 170270	1729±19	1.08	-14.31	7.83	-11.28	1.28	2.1	<8.01	<0.18
1258 ^{NRF}	11 24 42.80	38 46 13.20	NGC 3665	1952±8	1.58	-20.79	6.88	-11.21	1.52	1.9	<8.72	<1.83
1260 ^{A1}	11 25 04.00	28 09 35.60	PGC 4546173	1593±1	-0.01	-14.24	6.76	-8.80	1.26	1.6	<7.89	<1.13
1262	11 25 26.70	65 46 07.20	SHOC 323	1118±1	0.01	-13.48	6.34	-8.51	2.44	1.6	<7.81	<1.47
1264	11 25 30.40	63 26 46.70	NGC 3668	3446±3	1.35	-20.39	10.51	-10.24	4.46	2.5	<9.63	<0.88
1266	11 25 35.10	-00 46 05.60	UGC 06435	7584±2	1.48	-21.45	11.15	-12.52	1.24	2.5	<9.86	<-1.29
1295	11 31 42.00	28 09 12.90	NGC 3713	6898±2	1.46	-21.49	11.07	-12.06	2.58	1.9	<10.09	<-0.98
1315	11 34 11.70	12 30 44.30	NGC 3731	3195±2	1.38	-19.57	10.31	-12.59	2.22	1.5	<9.21	<-1.10
1318	11 35 18.10	58 53 18.70	MCG +10-17-017	1037±2	0.78	-14.99	7.92	-10.45	2.05	3.5	<7.81	<-0.10
1320	11 35 38.20	31 10 28.60	ASK 498176	970±49	0.43	-13.37	—	—	2.86	1.9	<7.76	<7.76
1321	11 35 43.00	01 53 25.10	ASK 73755	1561±2	0.41	-13.98	7.05	-9.26	1.39	2.3	<7.90	<0.86
1329 ^F	11 37 44.40	54 02 44.70	ASK 236929	868±12	0.72	-14.37	—	—	1.92	1.4	<7.58	<7.58
1331	11 37 58.70	59 37 00.90	NGC 3770	3331±2	1.52	-19.78	10.41	-10.97	1.92	2.2	<9.20	<-1.21
1333	11 38 08.60	58 45 29.80	NGC 3795B	1251±2	1.34	-17.64	9.49	-11.97	2.83	2.4	<8.34	<-1.14
1336	11 38 36.20	33 52 04.60	CGCG 186-015	10844±3	1.61	-21.72	11.37	-12.78	3.39	2.0	<10.63	<-0.74
1339	11 39 03.30	-00 12 21.60	IC 0716	5413±3	1.68	-19.95	10.68	-11.73	1.39	1.1	<9.50	<-1.19
1344 ^F	11 40 33.00	57 33 35.10	ASK 297088	1020±8	1.09	-12.93	—	—	2.27	2.4	<7.69	<7.69
1353	11 42 19.50	57 53 46.00	MCG +10-17-045	1327±4	0.92	-15.16	7.54	-10.71	1.98	3.2	<8.03	<0.49
1356	11 42 32.84	26 29 20.00	NGC 3826	9090±3	1.59	-21.89	11.38	-12.66	1.64	2.5	<10.17	<-1.21
1364	11 44 04.70	09 09 53.90	PGC 1360766	6036±3	0.80	-17.36	6.14	-9.96	1.43	2.7	<9.36	<3.22
1367	11 44 13.99	33 30 52.20	NGC 3847	9517±3	1.49	-22.05	11.35	-12.64	2.17	2.1	<10.35	<-1.00
1369	11 44 24.50	60 53 02.60	2MASX J11442453+6053022	1497±2	0.92	-15.89	8.40	-9.96	2.31	1.6	<8.26	<-0.14
1379	11 46 04.50	56 33 56.10	ASK 296630	1021±6	0.50	-12.86	6.93	-9.77	2.71	1.0	<7.75	<0.82

Table A.3. – continued.

Source	RA (J2000.0)	Dec	Name	V_{opt} km/s	$g-z$ mag	M_g mag	M_{\star} [log] M_{\odot}	$sSFR$ [log] yr $^{-1}$	rms mJy	SNR	M_{HI} [log] M_{\odot}	$\frac{M_{\text{HI}}}{M_{\star}}$ [log]
1382	11 46 13.50	54 10 34.30	ASK 237965	996±26	0.85	-13.29	—	—	2.77	2.3	<7.78	<7.78
1388 ^{A1}	11 47 06.90	03 06 23.00	ASK 74477	1016±2	0.44	-13.16	6.71	-9.29	2.69	1.9	<7.76	<1.05
1392	11 47 51.40	53 50 47.90	PGC 2452508	1019±40	0.77	-13.65	—	—	1.88	1.7	<7.65	<7.65
1405	11 50 34.00	-00 32 16.20	UM 456A	1834±2	0.23	-15.29	7.49	-9.35	2.26	0.8	<8.35	<0.87
1409	11 50 59.60	47 57 49.40	ASK 348705	942±3	0.46	-13.16	6.77	-9.39	1.71	2.1	<7.49	<0.72
1410	11 51 13.40	50 09 24.80	NGC 3922	930±3	1.24	-17.55	9.25	-11.00	2.01	1.3	<7.93	<-1.32
1411	11 51 28.10	35 26 03.70	UGC 06827	3095±2	1.32	-19.42	10.13	-12.23	1.46	2.1	<8.99	<-1.15
1419 ^{A1}	11 52 24.06	32 24 13.90	NGC 3935	3066±3	1.37	-19.60	10.22	-10.77	2.81	2.0	<9.27	<-0.94
1424 ^{A1}	11 53 00.30	16 02 29.40	ASK 436517	905±29	0.63	-12.08	—	—	2.89	-0.6	<7.63	<7.63
1433	11 54 41.20	46 36 36.30	ASK 348521	1009±1	-0.21	-13.65	6.14	-8.25	3.10	1.5	<7.83	<1.69
1442	11 56 07.10	64 21 02.60	2MASX J1156072+642102	1410±2	0.99	-15.78	8.14	-10.10	3.29	1.3	<8.35	<0.21
1450	11 57 01.90	55 25 11.20	PGC 2501414	1208±2	0.94	-14.77	7.91	-10.16	2.80	3.1	<8.07	<0.16
1453 ^{A1}	11 57 25.10	02 11 15.90	PGC 1218832	1019±2	0.49	-13.16	6.80	-9.49	2.63	2.0	<7.75	<0.95
1458	11 57 42.90	57 33 56.90	UGC 06939	4915±3	1.42	-20.43	10.63	-12.51	2.05	2.4	<9.61	<-1.01
1461	11 58 11.00	58 09 23.20	2MASX J11581094+5809237	954±3	0.76	-14.23	7.59	-10.21	2.49	1.0	<7.76	<0.17
1462	11 58 13.70	55 23 16.50	PGC 213915	969±6	1.16	-14.12	—	—	3.04	2.4	<7.87	<7.87
1467	11 58 49.18	55 18 24.80	PGC 2832101	947±27	0.94	-13.55	—	—	1.49	2.4	<7.49	<7.49
1473	11 59 21.80	56 46 46.20	PGC 2547530	1072±2	0.98	-14.08	7.62	-10.03	2.03	3.4	<7.77	<0.15
1476	11 59 49.60	30 50 39.90	IC 2986	3108±2	1.40	-18.91	10.00	-11.92	1.28	1.7	<8.89	<-1.11
1478	11 59 56.30	53 29 44.80	2MASX J11595620+5329451	1059±3	0.91	-14.12	7.62	-10.05	1.77	2.0	<7.70	<0.08
1480	12 00 02.40	42 47 23.00	PGC 2206215	987±7	0.97	-13.72	—	—	1.65	1.9	<7.59	<7.59
1487	12 01 39.60	55 12 31.00	PGC 2832106	1188±9	0.89	-14.67	—	—	2.58	0.9	<8.01	<8.01
1490	12 01 50.10	55 08 42.20	2MASX J12015013+5508422	1042±3	0.85	-15.27	7.98	-10.09	1.74	0.8	<7.77	<-0.22
1491	12 02 04.30	56 36 48.80	ASK 297309	1193±2	0.53	-13.41	7.05	-9.64	2.32	3.0	<7.85	<0.81
1496	12 02 55.50	55 49 05.60	ASK 239047	1034±12	0.93	-14.46	7.78	-10.51	2.11	1.6	<7.79	<0.01
1502	12 04 05.98	01 50 49.10	NGC 4063	4909±2	1.57	-19.82	10.57	-12.54	1.73	2.5	<9.50	<-1.07
1507	12 04 27.10	01 53 45.40	NGC 4073	5911±3	1.63	-22.18	11.41	-12.54	1.53	3.0	<9.80	<-1.61
1510	12 05 26.70	-00 16 56.20	ASK 375714	1341±7	0.70	-13.39	7.24	-9.77	1.47	1.8	<7.77	<0.52
1513	12 05 59.40	02 29 53.60	CGCG 041-039	6098±2	1.72	-20.46	10.96	-11.01	1.84	1.8	<9.76	<-1.20
1514 ^D	12 06 02.50	36 51 49.20	NGC 4097	6275±2	1.40	-21.03	10.88	-12.43	1.65	2.6	<9.78	<-1.10
1516	12 06 38.99	28 10 28.00	NGC 4104	8441±4	1.41	-22.24	11.48	-12.85	2.31	3.0	<10.28	<-1.19
1518 ^N	12 07 12.10	63 53 26.10	MCG +11-15-024	1425±3	0.89	-15.87	8.39	-10.66	3.32	1.2	<8.37	<-0.01
1523 ^R	12 08 09.60	10 22 43.90	NGC 4119	1651±2	1.27	-19.05	10.05	-11.62	1.74	1.5	<8.48	<-1.57
1525 ^N	12 08 10.70	55 44 47.20	PGC 2512985	1115±2	0.66	-14.73	7.61	-9.97	4.94	1.4	<8.23	<0.62
1532	12 08 55.10	41 44 27.10	UGC 07129	925±2	1.19	-16.79	8.97	-10.18	3.68	0.9	<8.12	<-0.84
1536	12 09 22.20	13 59 32.70	IC 3019	1675±14	0.77	-17.51	9.07	-11.89	1.53	1.4	<8.32	<-0.76
1540 ^N	12 10 03.90	68 41 41.00	ASK 65617	2450±2	-1.18	-15.02	6.63	—	3.77	2.2	<8.83	<2.20
1542	12 10 12.50	64 45 37.80	MCG +11-15-032	1349±6	0.87	-16.22	8.44	-10.81	3.36	2.7	<8.36	<-0.08
1544	12 10 32.80	58 18 14.90	NGC 4149	3057±3	1.61	-19.24	10.37	-10.54	2.50	3.0	<9.20	<-1.17
1548	12 10 58.00	63 54 51.70	UGC 07179	2616±3	1.71	-18.90	6.20	-8.20	3.19	2.9	<9.14	<2.94
1549	12 11 02.70	12 06 14.40	IC 0767	1877±2	1.12	-18.21	9.41	-10.70	2.96	1.6	<8.75	<-0.66
1550	12 11 04.10	00 58 20.30	UGC 07177	6118±2	1.45	-20.81	10.78	-11.27	2.23	1.1	<9.87	<-0.91
1551	12 11 07.80	14 16 29.30	IC 3032	1184±6	1.05	-16.24	—	—	2.79	0.9	<8.17	<8.17
1556	12 12 11.80	13 14 47.40	NGC 4165	1868±5	1.16	-18.22	9.49	-11.42	2.59	2.0	<8.69	<-0.79
1558	12 12 14.90	56 10 39.10	NGC 4172	9318±3	1.71	-21.89	11.46	-12.70	4.73	1.2	<10.66	<-0.80
1560	12 12 17.30	13 12 18.70	NGC 4168	2273±2	1.44	-20.70	10.63	-11.06	2.44	1.2	<9.04	<-1.59
1561 ^F	12 12 18.90	15 28 59.10	VCC 50	1209±12	0.91	-15.31	—	—	2.62	0.9	<8.09	<8.09
1567	12 12 55.20	44 05 27.40	ASK 319304	968±2	0.56	-12.85	6.74	-9.54	3.00	2.0	<7.74	<1.00
1570	12 13 29.30	50 44 29.30	NGC 4187	9220±2	1.63	-22.15	11.53	-12.77	3.05	2.3	<10.48	<-1.05
1574	12 14 44.20	12 10 50.70	NGC 4200	2341±2	1.30	-19.22	9.99	-11.98	1.66	1.3	<8.78	<-1.21
1575	12 15 08.50	14 58 18.70	VCC 137	1152±8	0.97	-14.14	—	—	2.83	0.0	<7.99	<7.99
1576	12 15 12.60	14 25 58.30	IC 3065	995±3	1.09	-16.78	—	—	1.41	2.4	<7.77	<7.77
1581	12 15 59.90	66 13 50.90	NGC 4221	1314±2	1.31	-18.77	9.83	-12.09	4.61	0.2	<8.69	<-1.15
1583	12 16 02.20	46 43 58.30	MCG +08-22-086	1061±8	0.99	-15.05	8.04	-11.13	2.01	2.8	<7.84	<-0.20
1584	12 16 09.10	12 41 28.60	IC 3081	1103±4	1.12	-15.70	—	—	4.91	1.1	<8.32	<8.32
1586	12 16 28.50	33 53 06.20	ASK 506575	1071±28	0.74	-13.24	—	—	1.73	3.3	<7.64	<7.64
1589	12 17 01.10	09 24 27.10	IC 3097	1253±7	1.05	-16.29	8.63	-11.00	1.90	0.8	<8.06	<-0.57
1591 ^F	12 17 08.20	27 47 42.90	PGC 1818175	971±11	0.79	-14.88	—	—	2.34	1.1	<7.81	<7.81
1595 ^{NZF}	12 18 31.90	13 11 28.10	VCC 293	956±31	0.97	-13.70	—	—	1.46	1.5	<7.49	<7.49
1596 ^F	12 18 40.10	45 54 34.90	ASK 319587	1036±8	0.96	-14.09	—	—	3.59	1.3	<7.99	<7.99
1598	12 19 00.50	06 05 40.50	VCC 315	1589±3	1.20	-17.20	9.13	-10.92	3.47	2.0	<8.60	<-0.53
1604	12 19 21.10	04 46 24.50	ASK 173829	2065±3	0.85	-15.38	8.09	-10.04	1.40	1.4	<8.28	<0.18
1605	12 19 22.20	05 22 35.00	NGC 4259	2474±2	1.40	-18.76	9.97	-12.07	2.45	1.8	<8.96	<-1.01
1607	12 19 32.10	49 48 56.70	UGC 07367	4093±2	1.45	-20.68	10.78	-12.25	2.75	1.6	<9.60	<-1.18
1608	12 19 32.60	56 44 11.60	NGC 4271	4756±2	1.56	-20.97	10.93	-12.15	2.06	2.1	<9.64	<-1.29
1609 ^{NRF}	12 19 48.30	12 47 26.50	NGC 4267	919±16	1.43	-18.83	—	—	1.80	3.1	<7.98	<7.98
1610	12 19 45.30	06 00 21.10	IC 3155	2241±3	1.28	-18.61	9.77	-11.47	2.53	0.8	<8.88	<-0.89
1611	12 19 47.20	05 17 01.60	NGC 4268	2006±2	1.44	-19.15	10.14	-12.23	2.12	1.1	<8.75	<-1.39
1612	12 19 47.60	30 20 20.70	NGC 4272	8446±3	1.47	-21.89	11.26	-12.42	1.95	1.4	<10.18	<-1.08
1614	12 20 03.30	14 57 41.40	IC 0781	1355±4	1.07	-17.19	9.26	-11.62	1.49	2.2	<8.10	<-1.16
1615	12 20 03.70	05 20 28.80	NGC 4277	2187±2	1.30	-18.68	9.79	-12.22	1.70	2.9	<8.69	<-1.10
1616	12 20 18.78	09 32 43.30	IC 3167	1876±8	0.87	-17.62	9.17	-11.12	1.72	2.0	<8.47	<-0.71

Table A.3. – *continued.*

Source	RA (J2000.0)	Dec	Name	V_{opt} km/s	$g-z$ mag	M_g mag	M_{\star} [log] M_{\odot}	$sSFR$ [log] yr $^{-1}$	rms mJy	SNR	M_{HI} [log] M_{\odot}	$\frac{M_{\text{HI}}}{M_{\star}}$ [log]
1617	12 20 24.30	05 34 22.10	NGC 4282	937±4	1.52	-16.34	9.11	-11.81	1.39	2.5	<7.69	<-1.42
1623	12 21 04.80	11 45 16.50	IC 3192	1446±12	1.07	-15.74	8.41	-10.84	3.26	1.2	<8.37	<-0.04
1629	12 22 03.60	12 44 27.30	NGC 4305	1921±2	1.07	-19.14	9.75	-11.90	2.01	2.2	<8.67	<-1.08
1630	12 22 04.10	12 47 14.90	NGC 4306	1520±4	1.06	-18.10	9.35	-12.01	1.50	2.7	<8.26	<-1.08
1634	12 22 19.50	14 45 38.80	UGC 07436	982±5	1.10	-16.46	8.76	-11.97	1.66	2.1	<7.81	<-0.95
1635 ^{NZP}	12 22 19.60	15 44 00.80	IC 0783A	1185±21	1.08	-15.72	—	—	2.37	1.1	<8.06	<8.06
1640	12 22 50.80	13 35 34.30	VCC 592	1102±8	1.06	-14.80	—	—	2.13	0.8	<7.88	<7.88
1644	12 23 09.90	00 25 37.30	PGC 1165632	2420±2	0.34	-14.88	7.32	-9.20	1.36	3.4	<8.34	<1.02
1647 ^{NRf}	12 23 24.80	46 59 45.30	NGC 4346	943±8	1.41	-18.74	—	—	3.41	1.7	<8.27	<8.27
1653	12 24 05.02	11 13 05.00	NGC 4352	2083±2	1.32	-19.42	10.08	-11.97	2.71	2.6	<8.91	<-1.17
1654 ^{NF}	12 24 05.30	10 04 03.80	PGC 40315	1370±30	0.85	-15.50	—	—	2.77	2.2	<8.23	<8.23
1658	12 24 51.60	13 06 40.20	VCC 753	915±37	0.90	-13.97	—	—	2.73	1.2	<7.76	<7.76
1660	12 25 03.50	13 14 40.90	VCC 765	956±5	1.12	-14.58	—	—	7.64	0.7	<8.30	<8.30
1661	12 25 18.80	64 56 00.50	NGC 4391	1320±2	1.32	-17.98	9.58	-12.18	2.99	1.8	<8.44	<-1.14
1663	12 25 35.90	15 50 52.00	VCC 816	1071±12	0.83	-14.99	—	—	1.62	2.5	<7.75	<7.75
1664 ^{NZP}	12 25 36.40	15 49 47.40	IC 3313	1071±22	0.89	-16.10	—	—	1.52	1.6	<7.80	<7.80
1668	12 27 02.50	15 27 41.30	NGC 4421	1551±2	1.24	-19.47	10.04	-12.38	1.83	2.2	<8.48	<-1.56
1669	12 27 13.30	12 44 05.20	NGC 4425	1891±2	1.37	-19.75	10.22	-12.47	3.00	1.4	<8.89	<-1.33
1670	12 27 41.20	12 18 57.20	NGC 4436	1114±3	1.21	-17.44	9.12	-11.71	2.13	0.6	<8.10	<-1.02
1671	12 28 08.60	12 05 35.80	IC 0794	1921±4	1.31	-18.46	9.64	-11.86	2.08	1.8	<8.65	<-0.99
1674	12 30 02.60	09 24 11.80	ASK 275272	899±14	0.93	-13.23	—	—	2.42	1.2	<7.63	<7.63
1675	12 30 10.30	10 46 46.10	NGC 4482	1835±3	1.14	-18.81	9.57	-11.93	2.01	0.7	<8.61	<-0.96
1676 ^N	12 30 16.70	09 05 07.10	IC 3430	2115±2	0.99	-17.36	7.64	-10.80	1.81	1.5	<8.57	<-0.93
1680	12 32 14.20	10 15 05.20	IC 3468	1300±4	1.16	-17.93	9.15	-11.95	1.49	2.4	<8.11	<-1.04
1682	12 32 39.00	10 05 31.40	VCC 1446	1196±14	1.05	-15.20	—	—	1.60	2.5	<7.86	<7.86
1683	12 32 47.70	63 56 21.10	NGC 4512	2516±2	1.61	-19.91	10.60	-12.06	3.47	1.7	<9.23	<-1.37
1684	12 33 13.40	09 23 50.40	IC 3487	1074±4	0.73	-16.11	—	—	1.99	1.6	<7.91	<7.91
1686	12 34 32.20	16 01 57.50	VCC 1570	1001±5	1.03	-14.99	—	—	1.92	2.1	<7.76	<7.76
1688	12 35 20.20	06 06 54.30	NGC 4543	2374±2	1.33	-18.73	9.87	-11.88	2.67	1.7	<8.96	<-0.91
1690 ^{NF}	12 35 38.20	12 16 07.30	NGC 4551	1251±17	1.43	-19.06	—	—	1.21	2.6	<8.09	<8.09
1692	12 36 54.80	12 31 12.20	IC 3586	1723±5	1.03	-18.00	9.17	-11.11	1.70	1.9	<8.42	<-0.76
1693	12 37 07.00	05 25 17.90	VCC 1701	1168±4	1.17	-15.39	—	—	2.34	1.0	<8.02	<8.02
1696	12 38 17.90	13 06 35.60	NGC 4584	1715±4	1.04	-18.35	9.46	-11.07	1.43	2.3	<8.37	<-1.09
1697	12 39 01.10	00 21 55.90	UGC 07813	6899±3	1.52	-21.16	11.04	-12.56	1.48	1.9	<9.83	<-1.21
1701	12 39 37.70	10 58 32.60	VCC 1803	1355±21	1.01	-15.27	8.24	-11.23	1.67	2.0	<7.99	<-0.25
1702	12 39 42.80	13 36 26.80	VCC 1806	1034±8	1.00	-14.19	—	—	1.89	2.2	<7.72	<7.72
1705 ^{NRf}	12 39 57.70	10 10 20.80	NGC 4596	1967±10	1.65	-20.76	—	—	3.10	1.5	<9.03	<9.03
1708	12 40 13.40	12 52 29.10	IC 3635	1560±9	1.07	-16.20	8.69	-11.76	1.63	1.6	<8.18	<-0.51
1712	12 41 29.20	-00 43 11.50	ASK 1622	1175±3	0.50	-13.12	7.01	-9.53	2.48	2.1	<7.85	<-0.83
1713	12 41 39.40	12 14 50.60	IC 3663	927±11	0.90	-15.34	—	—	2.95	1.3	<7.91	<7.91
1715 ^{NF}	12 41 46.10	11 29 19.10	IC 3665	1227±30	0.81	-16.16	—	—	2.20	1.3	<8.09	<8.09
1716	12 41 59.40	12 56 34.20	NGC 4620	1125±3	0.99	-18.06	—	—	1.44	2.6	<7.98	<7.98
1717 ^{NRPF}	12 43 42.30	11 33 29.50	NGC 4649	1117±30	1.61	-20.32	—	—	2.65	5.0	<8.43	<8.43
1719 ^F	12 44 17.40	02 40 02.20	ASK 77655	1085±10	1.10	-12.76	—	—	1.53	2.5	<7.56	<7.56
1723 ^N	12 45 35.30	01 59 19.20	ASK 77777	1169±30	0.97	-14.14	—	—	2.90	1.5	<8.01	<8.01
1724	12 46 07.30	-03 16 08.90	ASK 14107	1051±16	0.94	-13.48	—	—	2.44	1.3	<7.79	<7.79
1726	12 47 16.10	11 45 36.70	IC 3775	1093±14	0.86	-14.76	—	—	1.91	0.4	<7.82	<7.82
1727	12 47 20.60	12 09 59.10	IC 3779	1165±5	1.07	-16.03	—	—	1.30	4.2	<7.81	<7.81
1733	12 48 55.40	14 54 28.30	IC 3806	1401±5	1.20	-17.59	9.31	-11.95	1.73	2.7	<8.22	<-1.09
1736 ^{NR}	12 49 38.60	15 09 51.10	NGC 4710	1227±9	1.09	-19.56	8.93	-11.35	1.70	1.1	<8.26	<-0.67
1738	12 50 07.10	52 51 00.30	NGC 4732	9903±3	1.50	-21.61	11.25	-12.58	6.51	0.8	<10.82	<-0.43
1739	12 50 07.30	02 14 52.60	ASK 77703	1075±20	0.52	-14.02	—	—	3.12	0.8	<7.95	<7.95
1741	12 51 00.20	01 50 45.10	PGC 1207820	953±14	0.88	-14.00	—	—	1.20	1.7	<7.44	<7.44
1742	12 51 16.50	53 41 46.60	IC 0830	4847±2	1.43	-20.54	10.67	-12.30	2.42	1.6	<9.68	<-0.99
1743	12 51 41.50	13 05 41.80	CGCG 071-059	1487±6	0.80	-16.02	8.30	-10.23	1.14	2.8	<7.95	<-0.34
1744 ^N	12 51 55.10	12 05 00.70	NGC 4746	1744±5	1.46	-18.51	—	—	3.11	1.5	<8.75	<8.75
1745 ^{NRf}	12 52 20.10	11 18 27.70	NGC 4754	1304±26	1.46	-20.20	—	—	1.10	1.9	<8.18	<8.18
1746	12 52 33.70	-01 43 48.60	ASK 14845	1129±4	0.86	-15.25	8.04	-10.37	1.59	2.7	<7.80	<-0.24
1760	12 55 52.00	63 36 39.50	IC 0836	2658±6	1.20	-17.33	7.62	-8.81	1.51	1.6	<8.69	<-1.07
1761	12 56 25.30	52 17 45.10	NGC 4834	11248±3	1.68	-21.50	11.32	-12.31	2.45	1.3	<10.50	<-0.82
1762	12 57 24.40	27 29 52.10	NGC 4839	7338±3	1.58	-21.76	11.39	-12.80	3.85	1.7	<10.35	<-1.04
1763	12 57 31.90	28 28 36.90	NGC 4841A	6765±3	1.53	-21.65	11.19	-12.46	1.51	2.1	<9.86	<-1.33
1766	12 58 09.00	14 51 32.10	UGC 08081	853±16	0.83	-14.90	—	—	2.27	1.3	<7.69	<7.69
1767	12 58 12.70	26 23 48.70	NGC 4849	5894±2	1.54	-21.01	10.98	-12.40	1.72	1.2	<9.75	<-1.24
1770	12 59 35.70	27 57 33.30	NGC 4874	7167±3	1.54	-22.29	11.49	-12.58	1.66	2.2	<10.00	<-1.49
1771 ^{NZ}	12 59 45.10	-00 52 16.60	PGC 1132599	1229±30	0.52	-13.53	—	—	1.71	1.8	<7.76	<7.76
1773	12 59 57.80	28 14 48.00	NGC 4881	6706±2	1.52	-20.77	10.86	-12.27	2.67	1.8	<10.03	<-0.83
1774	13 00 10.60	12 28 59.90	NGC 4880	1362±3	1.05	-18.67	9.51	-12.24	1.28	1.5	<8.15	<-1.36
1779 ^{NUZPFV}	13 00 41.60	37 19 36.10	NGC 4914	4656±74	1.32	-21.81	—	—	1.89	1.9	<9.64	<9.64
1782	13 01 06.70	39 50 29.20	IC 4064	10648±3	1.56	-22.51	11.53	-12.61	3.09	0.6	<10.63	<-0.90
1789	13 04 58.40	29 07 20.00	NGC 4952	5920±3	1.45	-21.26	11.03	-12.60	1.62	0.5	<9.74	<-1.29
1797	13 07 38.70	-00 56 32.80	IC 0849	5419±4	0.89	-20.41	10.03	-10.13	2.91	1.4	<9.83	<-0.20

Table A.3. – continued.

Source	RA (J2000.0)	Dec	Name	V_{opt} km/s	$g-z$ mag	M_g mag	M_{\star} [log] M_{\odot}	$sSFR$ [log] yr^{-1}	rms mJy	SNR	M_{HI} [log] M_{\odot}	$\frac{M_{\text{HI}}}{M_{\star}}$ [log]
1798	13 07 59.10	51 55 45.40	NGC 4987	4699±2	1.45	-20.24	10.64	-12.40	2.42	2.3	<9.63	<-1.00
1799	13 08 19.20	45 21 42.10	UGC 08225	8600±3	1.48	-21.84	11.22	-10.96	2.72	1.3	<10.33	<-0.89
1801	13 08 42.10	52 01 00.60	CGCG 271-017	4705±2	1.49	-20.18	10.63	-12.33	1.86	2.6	<9.52	<-1.12
1803	13 09 03.60	-00 45 57.60	CGCG 016-010	5157±3	1.44	-20.02	10.51	-12.40	3.03	1.7	<9.80	<-0.71
1805	13 09 31.90	00 51 25.20	NGC 4996	5439±3	1.50	-20.83	10.88	-12.55	1.24	1.0	<9.52	<-1.36
1807 ^{A1}	13 09 36.90	31 40 34.00	PGC 1958740	2159±4	-0.05	-15.06	7.56	-9.91	1.96	2.1	<8.42	<-0.85
1809	13 10 23.80	-01 00 37.90	2MASX J13102375-0100373	5602±2	1.38	-20.41	—	—	1.76	1.0	<9.66	<9.66
1818	13 14 46.00	53 49 13.20	CGCG 271-026	4711±2	1.47	-19.99	10.53	-12.23	2.03	2.5	<9.54	<-0.99
1825	13 17 07.60	57 32 22.10	IC 0875	2760±2	1.24	-19.38	10.01	-11.98	1.88	2.5	<8.99	<-1.02
1832	13 20 31.60	43 51 55.60	ASK 321949	1221±17	0.93	-13.09	7.29	-10.67	1.82	2.6	<7.76	<-0.48
1846	13 23 45.00	31 33 56.70	NGC 5127	4851±3	1.49	-21.30	11.01	-12.70	1.63	0.7	<9.58	<-1.43
1847	13 23 56.94	30 59 16.90	NGC 5131	6846±3	1.52	-21.26	11.05	-12.14	1.99	1.9	<9.95	<-1.10
1849 ^{A2}	13 24 10.00	13 58 35.50	NGC 5129	6885±3	1.45	-22.28	11.34	-12.51	1.94	2.2	<10.03	<-1.31
1860	13 28 33.04	32 04 09.71	NGC 5166B	4838±4	1.37	-19.22	10.09	-11.60	1.71	1.8	<9.43	<-0.67
1868	13 30 47.80	39 54 45.70	ASK 355809	1236±2	0.39	-13.29	6.86	-9.50	2.55	2.1	<7.91	<1.06
1877 ^{A1}	13 34 06.90	09 15 43.20	PGC 4544337	1112±12	0.51	-13.70	7.30	-10.09	1.33	1.2	<7.58	<-0.28
1879 ^{A1}	13 35 37.20	14 21 39.40	PGC 1456087	993±22	0.78	-13.81	—	—	1.20	1.4	<7.45	<7.45
1882	13 35 48.20	02 59 56.10	NGC 5231	6526±3	1.46	-21.24	10.98	-10.67	1.62	2.6	<9.82	<-1.16
1888	13 36 20.08	38 06 53.60	ASK 508595	5157±2	0.70	-16.97	8.53	-9.75	1.97	1.9	<9.34	<-0.81
1890	13 37 27.02	38 36 56.40	CGCG 218-028	3976±3	1.11	-18.47	9.53	-11.11	2.44	0.9	<9.34	<-0.19
1893 ^{A2}	13 38 43.10	31 16 13.90	CGCG 161-101	4699±2	1.53	-19.85	10.52	-12.39	1.33	2.6	<9.35	<-1.17
1895	13 38 59.05	31 21 54.40	CGCG 161-102	4590±2	1.48	-19.57	10.36	-11.97	1.65	1.7	<9.39	<-0.97
1896	13 39 03.15	43 33 58.60	CGCG 218-031	2740±2	1.38	-18.22	9.71	-11.77	2.01	1.5	<8.92	<-0.78
1912	13 44 23.20	05 47 32.60	UGC 08689	6840±2	1.49	-21.36	11.00	-12.08	1.55	2.5	<9.85	<-1.14
1915	13 45 38.90	56 36 59.60	UGC 08704	10479±3	1.48	-21.76	11.20	-12.34	3.82	2.0	<10.65	<-0.55
1918	13 46 41.40	59 49 22.60	2MASX J13464142+5949225	1865±2	1.06	-16.50	8.71	-10.40	2.80	1.6	<8.59	<-0.12
1919	13 46 46.20	60 59 12.00	ASK 159746	1730±7	1.09	-15.36	8.29	-10.33	2.60	1.6	<8.40	<-0.11
1924 ^F	13 47 57.40	04 18 50.60	ASK 178124	1048±26	0.90	-12.70	—	—	0.99	3.1	<7.33	<7.33
1926	13 48 15.24	37 42 24.90	ASK 512367	2366±2	0.60	-15.13	7.75	-9.89	2.88	1.4	<8.68	<-0.94
1929	13 48 34.70	37 06 47.90	CGCG 190-059	10254±2	1.38	-21.73	11.11	-12.23	1.40	0.8	<10.19	<-0.92
1930	13 48 56.30	59 50 08.60	UGC 08741	2019±6	1.34	-18.01	9.44	-10.62	2.26	1.0	<8.69	<-0.75
1939	13 50 41.50	40 16 45.60	CGCG 218-060	2300±3	1.42	-17.89	9.62	-11.96	2.13	2.7	<8.77	<-0.85
1940	13 50 43.70	33 37 57.30	NGC 5321	4627±2	1.41	-19.70	10.35	-12.38	1.56	1.1	<9.39	<-0.96
1941	13 51 25.40	40 12 47.70	Mrk 0462	2468±3	0.91	-17.76	9.01	-10.00	2.53	0.7	<8.88	<-0.13
1946	13 52 05.60	05 45 54.10	PGC 4389504	984±2	0.71	-13.95	7.52	-10.54	1.53	2.3	<7.56	<-0.05
1947	13 52 08.35	14 06 58.40	IC 0946	6798±2	1.46	-21.18	10.94	-12.40	1.76	1.9	<9.89	<-1.05
1949	13 52 10.80	05 30 13.80	ASK 178807	1216±20	0.61	-14.27	6.09	-10.45	2.49	1.6	<7.98	<-1.89
1951 ^{A2}	13 52 26.70	14 05 28.60	IC 0948	6892±3	1.54	-21.33	11.14	-12.69	1.41	2.0	<9.82	<-1.31
1953	13 52 37.40	24 44 55.80	UGC 08788	9077±3	1.53	-21.60	11.27	-12.70	2.41	1.3	<10.31	<-0.95
1954	13 52 53.19	37 41 22.20	2MASX J13525317+3741219	5317±2	1.41	-19.42	10.24	-12.24	4.56	1.2	<9.95	<-0.29
1959	13 53 19.80	05 46 17.90	UGC 08799	1046±16	1.10	-15.04	8.26	-11.39	1.79	2.2	<7.78	<-0.48
1961	13 53 23.30	61 40 20.00	UGC 08822	1855±5	1.10	-16.99	9.00	-10.24	2.63	3.2	<8.60	<-0.40
1963	13 53 33.53	37 23 13.10	IC 4340	7468±3	1.52	-21.28	11.11	-12.61	1.55	1.4	<9.93	<-1.18
1965	13 53 38.40	36 08 02.50	NGC 5352	7956±3	1.50	-21.81	11.26	-12.69	2.32	1.3	<10.20	<-1.06
1971	13 55 07.47	13 52 35.00	2MASX J13550750+1352345	11991±4	1.37	-20.38	10.52	-11.57	1.91	2.2	<10.35	<-0.17
1973	13 55 37.60	04 59 00.10	NGC 5360	1180±4	0.99	-16.27	8.32	-9.66	1.54	1.4	<7.91	<-0.41
1979	13 56 26.60	04 23 48.00	UGC 08857	1115±3	1.04	-16.16	6.22	-8.51	2.45	1.4	<8.05	<-1.83
1981	13 56 55.57	05 09 06.70	CGCG 046-013	1517±10	1.04	-16.25	8.60	-11.59	2.26	1.5	<8.29	<-0.31
1983	13 56 58.00	45 58 23.60	UGC 08876	2059±2	1.39	-18.54	9.88	-12.21	2.49	1.2	<8.79	<-1.09
1988 ^{F A1}	13 57 23.60	05 34 25.20	ASK 179268	994±21	0.35	-14.95	—	—	2.73	2.6	<7.90	<7.90
1989 ^{A2}	13 57 29.52	09 57 03.20	CGCG 074-017	6969±3	1.30	-19.82	10.29	-11.92	1.42	1.6	<9.71	<-0.58
1992	13 58 12.80	06 31 05.40	NGC 5384	5094±2	1.56	-20.74	10.88	-11.68	2.33	2.5	<9.73	<-1.15
1998 ^{A1}	13 58 45.00	24 09 05.00	2MASX J13584501+2409048	970±2	0.76	-13.86	7.34	-9.86	2.01	1.7	<7.65	<-0.32
2004	14 00 37.20	-02 51 28.10	NGC 5400	7446±3	1.58	-21.90	11.30	-12.48	1.71	2.8	<10.02	<-1.28
2007	14 00 58.20	55 34 05.10	ASK 301537	1842±11	0.82	-15.78	8.22	-10.05	2.45	2.5	<8.45	<-0.23
2012	14 02 08.70	61 24 44.70	ASK 108562	1691±2	0.39	-14.23	7.14	-9.32	3.19	1.2	<8.35	<-1.21
2015	14 02 36.10	39 13 13.20	PGC 50011	1326±2	0.26	-14.89	7.13	-8.97	1.54	2.1	<7.88	<-0.75
2018 ^N	14 03 00.70	61 45 07.50	UGC 08982	1649±7	0.99	-16.94	8.73	-11.21	3.14	1.5	<8.56	<-0.16
2021 ^D	14 03 31.50	35 01 31.10	NGC 5445	3884±2	1.46	-20.16	10.64	-12.39	2.74	2.8	<9.52	<-1.12
2023	14 03 47.20	35 44 30.00	UGC 08984	3805±2	1.41	-19.83	10.42	-12.17	3.79	0.8	<9.61	<-0.81
2024	14 03 52.43	55 35 32.50	ASK 301585	1969±1	-0.12	-13.97	6.64	-8.56	3.79	1.6	<8.54	<-1.90
2026	14 04 15.80	04 06 43.80	UGC 08986	1239±4	1.26	-17.08	9.08	-11.21	2.67	1.8	<8.27	<-0.81
2027	14 04 42.99	55 26 06.70	2MASX J14044299+5526064	1537±3	1.01	-16.39	8.63	-10.38	4.84	1.2	<8.65	<-0.01
2028	14 04 45.70	14 22 55.30	NGC 5454	7603±2	1.46	-21.54	11.03	-12.22	2.83	1.1	<10.23	<-0.81
2029	14 04 58.90	11 52 17.80	NGC 5456	7126±3	1.30	-21.66	11.00	-11.81	1.83	1.7	<9.98	<-1.02
2030	14 05 12.40	55 44 30.60	NGC 5475	1647±2	1.40	-18.84	9.98	-12.18	5.10	0.9	<8.93	<-1.04
2036	14 06 48.20	55 01 47.70	NGC 5484	2029±3	1.31	-17.03	9.19	-11.44	3.20	1.8	<8.77	<-0.42
2038	14 07 11.30	55 00 06.00	NGC 5485	1904±2	1.52	-20.32	10.52	-11.85	2.39	0.6	<8.85	<-1.66
2040	14 07 24.30	59 30 09.40	2MASX J14072420+5930095	1820±1	0.61	-15.43	7.83	-9.62	3.68	1.2	<8.58	<-0.75
2042	14 07 39.30	54 47 40.60	CGCG 272-032	2315±2	1.29	-18.40	9.68	-11.69	2.84	0.6	<8.94	<-0.74
2043 ^F	14 07 58.40	50 51 48.40	PGC 4016145	1759±5	0.99	-15.21	6.02	-8.44	2.81	1.2	<8.43	<-2.41
2048	14 09 42.00	56 32 31.40	ASK 249604	1704±34	1.00	-14.52	7.94	-10.72	3.09	1.4	<8.40	<-0.45

Table A.3. – *continued.*

Source	RA (J2000.0)	Dec	Name	V_{opt} km/s	$g-z$ mag	M_g mag	M_{\star} [log] M_{\odot}	$sSFR$ [log] yr $^{-1}$	rms mJy	SNR	M_{HI} [log] M_{\odot}	$\frac{M_{\text{HI}}}{M_{\star}}$ [log]
2049	14 09 48.10	55 39 19.80	ASK 250227	1643±4	0.57	-13.85	7.28	-9.56	2.20	2.3	<8.15	<0.87
2050 ^F	14 09 49.90	57 13 29.30	ASK 249640	1742±24	0.31	-15.05	6.04	-9.39	4.21	2.2	<8.57	<2.53
2051	14 09 54.90	56 49 21.30	CGCG 295-037	1790±5	1.25	-17.16	9.18	-10.89	2.64	2.0	<8.59	<-0.59
2055	14 10 15.20	48 32 45.90	NGC 5500	1905±2	1.30	-18.58	9.71	-11.88	2.21	2.9	<8.67	<-1.04
2056 ^D	14 10 29.22	48 41 39.30	ASK 400932	2035±3	0.51	-14.33	7.46	-9.87	2.14	2.6	<8.36	<0.90
2058	14 10 47.70	35 54 48.50	NGC 5499	8425±3	1.63	-21.83	11.29	-12.05	2.98	1.1	<10.36	<-0.92
2059 ^N	14 11 24.00	-03 10 02.60	ASK 199473	1628±1	0.15	-14.13	7.04	-8.96	1.61	1.9	<8.01	<0.97
2061	14 11 38.70	39 38 30.80	UGC 09081	5415±2	1.38	-20.94	10.78	-12.33	1.89	2.5	<9.70	<-1.08
2064	14 11 56.00	27 06 50.00	IC 4384	10463±3	1.55	-21.80	11.30	-12.60	4.47	0.8	<10.72	<-0.57
2071	14 13 39.38	53 24 52.90	ASK 302080	5553±2	0.66	-16.83	6.38	-9.76	2.48	1.2	<9.49	<3.11
2080 ^D	14 16 52.90	10 48 26.70	NGC 5532	7408±3	1.55	-22.63	11.57	-12.45	1.54	1.7	<10.02	<-1.55
2084 ^{A1}	14 17 07.50	04 50 13.40	ASK 99987	1643±2	0.37	-14.11	7.09	-9.35	2.17	2.2	<8.15	<1.07
2086	14 18 09.20	07 33 52.30	NGC 5546	7376±3	1.53	-22.12	11.46	-12.65	2.00	1.9	<10.10	<-1.36
2087	14 18 16.38	36 53 00.80	2MASX J14181638+3653012	3396±5	1.52	-17.92	9.72	-10.64	1.69	1.0	<9.01	<-0.70
2088	14 18 38.80	07 22 38.40	NGC 5549	7672±3	1.58	-22.02	11.43	-12.56	1.29	2.0	<9.93	<-1.49
2090	14 19 14.25	36 21 33.70	Mrk 0675	3145±3	1.25	-17.89	9.45	-11.22	1.97	1.2	<9.00	<-0.45
2094 ^{A1}	14 19 29.08	35 34 01.10	ASK 392553	3207±2	0.80	-16.38	8.39	-9.80	2.47	1.6	<8.98	<0.59
2099 ^{A1}	14 20 11.10	10 15 46.50	NGC 5562	9142±4	1.61	-21.84	11.40	-12.78	1.77	2.3	<10.21	<-1.19
2104	14 20 43.50	04 08 37.10	ASK 100147	1668±10	0.93	-15.00	6.25	-10.07	2.72	1.8	<8.36	<-2.11
2109	14 20 59.40	06 12 09.50	NGC 5575	7567±3	1.58	-21.37	11.16	-12.44	1.32	1.8	<9.88	<-1.28
2115	14 22 00.00	02 34 22.30	PGC 1231137	1648±35	0.91	-14.11	7.70	-10.82	1.71	1.1	<8.08	<0.38
2118	14 22 28.30	40 19 11.30	NGC 5598	5429±2	1.46	-20.90	10.87	-12.21	1.69	1.3	<9.66	<-1.22
2121	14 22 41.50	04 29 58.70	PGC 4113298	8289±4	0.84	-17.99	6.40	-10.76	2.42	1.9	<9.93	<3.52
2125	14 23 46.30	34 01 01.20	UGC 09222	3541±3	1.41	-18.87	10.02	-11.04	4.46	0.9	<9.54	<-0.48
2129	14 24 42.10	35 16 01.80	UGC 09235	2995±3	1.25	-18.64	9.76	-11.44	3.23	1.0	<9.23	<-0.53
2131	14 25 08.90	-01 06 48.50	CGCG 019-019	2643±4	1.18	-17.27	9.21	-10.97	1.40	0.7	<8.65	<-0.55
2139	14 28 07.20	25 52 07.50	IC 1017	4371±2	1.49	-20.18	10.61	-12.29	1.56	2.7	<9.38	<-1.23
2140 ^{NZA1}	14 28 08.70	01 49 25.60	ASK 082514	1728±30	0.30	-14.29	—	—	1.43	1.3	<8.03	<8.03
2145	14 28 49.50	26 01 56.10	IC 1020	4282±2	1.46	-19.55	10.36	-12.27	1.72	2.3	<9.35	<-1.01
2146	14 29 14.45	44 41 56.30	CGCG 247-032	2409±2	1.34	-18.17	9.71	-11.94	1.85	2.5	<8.77	<-0.94
2152 ^{NZF}	14 30 07.20	08 42 16.00	ASK 457251	1427±35	0.53	-13.36	—	—	1.37	2.5	<7.77	<7.77
2155	14 30 25.60	11 55 40.70	NGC 5644	7649±3	1.52	-21.99	11.33	-12.56	1.65	1.9	<10.04	<-1.29
2156	14 30 30.20	40 01 04.40	UGC 09336	7714±3	1.69	-20.79	11.01	-11.02	1.50	2.4	<9.91	<-1.10
2162 ^{A2}	14 31 53.00	03 22 48.30	2MASX J23244466+0101490	1529±2	0.64	-13.52	6.94	-9.37	1.81	2.6	<7.97	<1.03
2179 ^{NP}	14 35 50.20	36 32 35.60	NGC 5684	4093±2	1.49	-20.37	—	—	1.32	1.5	<9.26	<9.26
2180	14 35 55.60	36 43 10.30	CGCG 192-047	4099±3	1.45	-19.30	10.26	-12.48	1.60	2.7	<9.26	<-1.00
2182	14 36 15.40	29 54 30.10	NGC 5685	10381±3	1.45	-21.74	11.22	-12.47	2.43	1.3	<10.44	<-0.78
2203	14 40 37.90	03 22 37.20	IC 1041	7902±3	1.69	-21.01	11.10	-11.38	1.34	1.0	<9.90	<-1.21
2205	14 40 42.80	03 27 55.50	NGC 5718	8196±2	1.63	-22.15	11.45	-12.61	2.03	1.9	<10.19	<-1.26
2209	14 41 32.90	38 51 04.90	UGC 09473	4669±3	1.46	-20.77	10.80	-10.34	2.03	2.7	<9.59	<-1.21
2221 ^N	14 45 15.80	-00 09 34.30	ASK 8160	1664±4	-0.05	-16.40	8.40	-9.90	1.55	0.7	<8.21	<-0.19
2225 ^{A1}	14 45 36.30	34 10 43.80	ASK 394208	1642±6	0.40	-14.51	7.15	-10.65	3.60	2.1	<8.40	<1.25
2229 ^D	14 46 21.70	32 46 48.80	UGC 09518	8714±3	1.51	-21.68	11.24	-12.41	2.20	1.6	<10.25	<-1.00
2230	14 47 00.10	11 35 31.20	UGC 09521	9343±3	1.56	-21.66	11.22	-12.32	3.67	1.1	<10.53	<-0.69
2237	14 49 34.40	47 22 34.20	NGC 5767	7731±3	1.60	-21.28	11.14	-12.58	2.38	2.4	<10.14	<-0.99
2238	14 50 22.90	02 57 30.70	PGC 1241857	1697±1	0.71	-15.59	7.96	-9.76	1.60	2.8	<8.18	<0.22
2240	14 50 59.90	02 20 16.40	ASK 84013	1527±27	0.78	-13.53	7.47	-10.80	1.62	2.0	<7.94	<0.47
2249	14 54 23.20	38 50 38.30	CGCG 221-008	8685±3	1.66	-20.91	11.03	-12.15	2.10	0.3	<10.16	<-0.87
2250	14 54 32.70	02 57 59.10	NGC 5776	8165±3	1.48	-21.80	11.22	-12.60	1.91	0.5	<10.14	<-1.08
2253	14 56 01.20	02 27 48.70	CGCG 048-072	2090±2	0.91	-17.88	9.13	-10.56	1.66	1.9	<8.56	<-0.57
2255	14 57 11.20	52 20 45.80	UGC 09629	7822±3	1.57	-20.97	11.05	-12.47	5.19	0.9	<10.47	<-0.58
2257	14 58 48.70	02 01 24.60	CGCG 020-039	1804±2	1.27	-17.90	9.50	-11.41	1.34	2.1	<8.35	<-1.14
2265 ^{NF}	15 00 33.00	02 13 49.10	PGC 3350778	1312±30	0.88	-14.70	—	—	2.31	0.8	<8.06	<8.06
2268	15 01 21.10	01 38 13.40	NGC 5814	10531±2	1.26	-21.93	11.10	-10.29	3.32	1.8	<10.59	<-0.51
2272 ^F	15 05 25.70	02 05 58.80	NGC 5838	1252±4	1.55	-19.90	7.52	-11.90	2.35	2.3	<8.45	<0.93
2274	15 05 28.70	01 17 33.20	PGC 1190358	2303±2	0.71	-15.55	7.33	-8.90	1.87	3.4	<8.53	<1.20
2275	15 05 31.80	01 35 15.50	PGC 4609811	919±13	0.92	-13.24	—	—	2.74	1.5	<7.71	<7.71
2276 ^{NRZP}	15 06 29.30	01 36 20.20	NGC 5846	1715±65	1.55	-20.36	—	—	2.24	1.5	<8.74	<8.74
2277	15 06 35.00	02 00 17.30	NGC 5841	1256±2	1.34	-17.51	9.13	—	2.78	0.8	<8.33	<-0.81
2282	15 09 31.60	54 30 23.30	NGC 5876	3253±2	1.53	-20.03	10.63	-12.59	3.90	0.8	<9.51	<-1.12
2284	15 09 38.80	42 42 48.20	CGCG 221-032	5534±2	1.33	-19.89	10.28	-11.76	2.09	0.5	<9.68	<-0.60
2286 ^N	15 11 13.30	46 09 03.30	UGC 09761	5494±2	1.41	-21.47	—	—	2.09	1.2	<9.80	<9.80
2288	15 11 48.40	46 15 13.80	CGCG 249-011	5454±2	1.38	-19.68	10.31	-10.52	3.51	2.5	<9.88	<-0.43
2289	15 12 24.00	02 04 48.20	ASK 84838	1682±10	1.08	-15.45	8.32	-10.73	2.61	1.8	<8.38	<0.06
2291	15 13 29.20	58 30 33.60	Mrk 0847	2543±3	1.02	-18.46	9.41	-9.98	3.94	1.1	<9.15	<-0.26
2294	15 15 09.40	02 45 06.40	PGC 1236445	1763±3	0.91	-15.83	8.38	-10.34	1.97	1.0	<8.33	<-0.05
2297	15 17 29.40	03 35 08.00	PGC 3124577	1882±2	0.86	-15.21	8.03	-10.06	1.92	2.0	<8.32	<-0.29
2298	15 17 49.20	04 09 45.30	UGC 09804	11039±4	2.15	-21.56	11.78	-12.79	5.27	1.4	<10.85	<-0.93
2300	15 18 43.80	41 51 55.60	NGC 5914	5441±2	1.57	-20.40	10.74	-12.06	3.19	0.7	<9.90	<-0.84
2305	15 21 55.30	08 25 25.60	IC 1116	11706±3	1.50	-22.18	11.41	-12.28	3.02	0.8	<10.68	<-0.73
2307	15 22 36.60	-01 44 00.50	ASK 202484	8225±2	0.73	-17.50	6.17	-9.14	2.89	1.9	<9.95	<3.78

Table A.3. – continued.

Source	RA (J2000.0)	Dec	Name	V_{opt} km/s	$g-z$ mag	M_g mag	M_{\star} [log] M_{\odot}	$sSFR$ [log] yr $^{-1}$	rms mJy	SNR	M_{HI} [log] M_{\odot}	$\frac{M_{\text{HI}}}{M_{\star}}$ [log]
2308	15 23 35.20	09 20 46.10	CGCG 077-110	10703±3	1.48	-21.62	11.22	-12.38	2.80	1.9	<10.52	<-0.69
2311 ^{A1}	15 24 50.10	03 04 53.10	SHOC 505	1753±1	0.38	-14.87	7.56	-9.41	2.74	1.5	<8.37	<0.81
2316 ^{A1}	15 27 44.50	09 41 56.80	ASK 421256	1820±2	0.51	-15.62	7.96	-9.67	2.57	2.2	<8.44	<0.48
2317 ^{A1}	15 27 53.00	25 38 37.50	PGC 1744110	1470±1	0.38	-13.64	6.91	-9.26	1.72	1.3	<7.92	<1.01
2327 ^{A1}	15 33 36.75	33 21 33.60	ASK 313250	1999±2	0.36	-14.56	7.40	-9.43	1.61	2.0	<8.23	<0.83
2331 ^{NU}	15 37 06.68	58 56 51.40	ASK 111975	3003±30	0.85	-15.65	—	—	3.50	1.4	<9.03	<9.03
2337	15 42 35.50	23 40 12.10	IC 4576	6741±3	1.47	-21.04	10.89	-12.47	2.89	1.1	<10.09	<-0.81
2342 ^{NPF}	15 56 14.40	06 05 53.40	ASK 461670	1797±3	1.41	-11.64	—	—	2.80	2.4	<8.14	<8.14
2343	15 56 33.70	21 17 20.70	CGCG 137-004	4397±2	1.23	-20.35	10.40	-11.70	2.21	1.8	<9.54	<-0.86
2344	15 57 03.00	48 10 06.10	IC 1153	5894±3	1.58	-21.25	11.11	-12.25	3.13	1.1	<10.03	<-1.09
2345	15 57 08.10	22 24 16.40	NGC 6020	4304±2	1.42	-20.83	10.84	-12.83	2.16	2.8	<9.56	<-1.28
2349 ^{A1}	16 00 13.80	17 50 53.80	PGC 1543427	2053±1	0.46	-15.64	7.71	-9.42	2.62	2.6	<8.55	<0.84
2351	16 01 51.40	17 57 26.90	NGC 6030	4403±2	1.47	-20.76	10.74	-12.03	2.63	0.8	<9.66	<-1.09
2353	16 02 11.60	07 05 09.90	CGCG 051-021	2654±2	1.45	-18.69	9.98	-10.27	2.81	1.2	<9.08	<-0.90
2355	16 02 19.80	16 20 45.70	UGC 10144	11494±3	1.67	-22.19	11.53	-12.58	3.15	1.2	<10.69	<-0.84
2356	16 02 30.50	21 07 14.50	CGCG 137-019	4507±2	1.48	-20.42	10.65	-12.30	2.71	2.2	<9.66	<-0.99
2367	16 27 41.10	40 55 37.10	NGC 6160	9511±4	1.64	-21.95	9.94	-9.50	4.79	2.7	<10.68	<0.74
2368	16 29 44.90	40 48 41.90	NGC 6173	8795±2	1.52	-22.75	11.58	-12.53	6.91	2.0	<10.84	<-0.75
2371	16 34 39.90	46 57 37.40	2MASX J1634398+465736	2452±1	0.61	-16.34	8.26	-9.50	2.64	2.1	<8.77	<0.51
2373 ^{A1}	16 35 20.70	17 45 55.10	Mrk 0886	2740±1	0.63	-17.82	8.94	-9.52	3.00	1.3	<9.04	<0.09
2375 ^N	16 38 35.70	41 49 43.30	ASK 117223	8575±2	0.53	-17.17	7.17	-10.64	3.71	1.6	<10.07	<2.90
2378	16 41 06.60	46 00 14.50	IC 1226	5312±4	1.38	-19.60	10.26	-11.02	2.74	2.7	<9.74	<-0.52
2380	16 44 56.10	64 15 54.00	PGC 3139142	2863±1	0.64	-14.99	7.77	-9.75	3.98	1.4	<8.98	<1.21
2381	16 46 54.60	31 53 07.80	FGC 2068	4419±8	0.56	-17.45	6.74	-10.73	2.78	2.5	<9.39	<2.66
2382	16 58 50.70	40 07 16.30	CGCG 225-021	8657±2	1.53	-21.21	11.06	-12.46	3.13	2.0	<10.36	<-0.70
2386	17 01 29.60	22 43 52.40	ASK 406590	2820±1	0.75	-15.41	8.11	-9.92	3.65	1.3	<8.96	<0.85
2387	17 08 41.60	61 06 30.70	2MASX J17084172+6106264	6003±2	0.57	-18.74	7.23	-10.99	5.35	2.6	<10.04	<2.80
2388	17 09 44.10	62 58 23.00	NGC 6319	8197±2	1.48	-21.47	—	—	4.82	0.8	<10.52	<10.52
2397	20 58 12.50	-07 16 53.70	PGC 3104052	5734±3	0.79	-16.49	8.45	-9.97	2.46	2.0	<9.49	<1.04
2401 ^{A2}	21 04 51.99	00 26 52.70	CGCG 374-042	4129±3	1.36	-18.88	9.95	-12.02	3.84	1.9	<9.61	<-0.34
2402 ^{A1}	21 13 07.70	01 13 47.20	2MASX J21130776+0113480	4157±2	0.75	-18.01	8.97	-9.78	1.88	2.6	<9.21	<-0.24
2404	21 14 50.20	-07 27 43.30	2MASX J21145025-0727431	8540±3	1.36	-20.95	10.75	-11.01	3.25	2.7	<10.33	<-0.42
2405	21 15 16.20	09 53 47.10	ASK 138334	5239±2	0.49	-17.14	8.38	-9.40	2.56	2.1	<9.47	<1.09
2406 ^{A2}	21 16 24.80	10 16 24.10	CGCG 426-029	5175±3	1.26	-19.54	10.15	-11.09	2.01	2.0	<9.58	<-0.57
2409	21 17 06.99	-06 43 27.90	2MASX J21170700-0643281	8749±3	1.36	-21.65	11.06	-10.79	4.44	1.4	<10.54	<-0.52
2411	21 18 06.60	-07 42 56.70	2MASX J21180656-0742566	2516±3	0.56	-16.28	8.17	-9.74	3.79	2.1	<8.94	<0.77
2416 ^{A1}	21 28 29.10	10 04 52.60	2MASX J21282910+1004527	4929±3	1.02	-17.63	9.10	-10.14	1.64	1.9	<9.28	<0.18
2423 ^{A1}	21 42 22.80	12 29 53.80	UGC 11794	5848±4	1.42	-20.12	10.50	-11.28	1.70	2.5	<9.66	<-0.84
2430 ^{A2}	21 50 27.60	12 38 10.30	2MASX J21502753+1238103	6507±3	1.42	-18.75	9.98	-11.69	2.51	1.5	<9.82	<-0.16
2432 ^{DA1}	21 50 38.40	13 17 17.40	CGCG 427-027	6045±2	1.50	-20.81	10.88	-11.40	1.71	1.8	<9.75	<-1.13
2433 ^{A1}	21 52 22.50	-01 10 15.70	ASK 21400	4770±2	0.55	-16.57	8.14	-9.48	3.53	2.9	<9.48	<1.34
2436 ^{A1}	21 54 47.70	00 13 45.70	ASK 21641	2984±2	0.48	-15.76	7.88	-9.47	3.77	2.5	<9.04	<1.16
2440 ^N	22 01 41.60	11 51 24.30	CGCG 428-014	8943±3	2.04	-20.88	11.33	-11.34	2.73	1.7	<10.32	<-1.01
2442 ^{N A2}	22 04 08.80	-00 55 31.90	ASK 22153	4825±17	0.82	-16.68	8.66	-10.35	3.50	2.5	<9.52	<0.86
2451	22 24 44.10	12 21 40.70	2MASX J22244417+1221410	5127±4	1.35	-18.54	9.80	-10.43	1.39	2.9	<9.33	<-0.47
2452 ^{A1}	22 26 19.50	12 15 02.00	ASK 140946	3527±9	0.49	-15.59	7.72	-9.51	2.44	2.0	<8.99	<1.26
2461 ^{A1}	22 33 49.80	00 28 58.30	ASK 23755	4642±2	0.47	-16.75	8.22	-9.39	1.69	2.0	<9.15	<0.93
2467	22 40 17.40	14 29 56.80	2MASX J22401742+1429556	6384±1	0.70	-18.57	9.20	-9.64	1.39	2.6	<9.50	<0.30
2478	22 51 43.15	00 24 54.90	2MASX J22514319+0024547	7807±2	1.60	-20.47	10.83	-12.68	1.64	2.0	<9.93	<-0.90
2482	22 58 53.20	13 21 31.40	KUG 2256+130	7200±3	1.22	-19.54	10.08	-10.10	2.29	3.7	<9.91	<-0.17
2483	22 59 00.20	13 29 51.60	2MASX J22590020+1329513	8609±1	1.24	-19.81	10.21	-10.30	2.30	0.7	<10.09	<-0.12
2487	22 59 36.30	13 22 11.40	2MASX J22593625+1322112	10195±3	1.57	-20.69	10.86	-12.38	2.49	1.1	<10.36	<-0.50
2490	23 01 03.00	-10 04 46.00	PGC 982638	7196±2	0.69	-17.21	6.92	-9.14	2.61	1.5	<9.76	<2.84
2492 ^N	23 01 20.50	-00 55 33.30	ASK 24839	3027±2	0.58	-15.83	7.88	-9.54	2.03	2.3	<8.80	<0.92
2503	23 09 10.90	-08 37 30.70	ASK 137511	7050±3	1.01	-18.26	—	—	2.47	2.1	<9.82	<9.82
2505	23 12 22.70	14 30 22.60	2MASX J23122267+1430223	4982±6	1.16	-17.55	9.24	-11.11	1.38	1.2	<9.22	<-0.02
2510	23 14 49.90	-00 14 28.90	CGCG 380-015	7463±3	1.48	-19.80	10.44	-11.99	3.36	1.6	<10.14	<-0.29
2511	23 15 55.90	13 11 46.00	NGC 7563	4297±2	1.52	-20.69	10.83	-12.51	3.05	1.5	<9.70	<-1.13
2512	23 16 03.80	13 47 05.60	ASK 143916	4504±6	0.94	-16.32	8.38	-9.90	1.88	2.0	<9.16	<0.77
2515	23 17 27.20	-10 01 50.60	2MASX J23172722-1001504	10063±3	1.44	-21.31	10.95	-11.98	4.00	2.3	<10.59	<-0.35
2517	23 18 08.40	-00 23 25.70	CGCG 380-023	8775±3	1.56	-21.56	11.17	-12.42	2.54	1.9	<10.31	<-0.87
2520	23 18 46.40	-10 23 57.30	IC 1479	9495±4	1.61	-21.63	11.26	-12.58	5.86	1.0	<10.75	<-0.51
2525	23 20 28.20	15 04 20.90	2MASX J23202822+1504211	3828±2	1.28	-18.08	9.57	-11.23	1.49	2.5	<9.07	<-0.51
2526	23 20 29.10	-01 00 08.60	CGCG 380-035	9369±3	1.54	-21.20	11.08	-12.63	2.28	2.2	<10.29	<-0.79
2529	23 23 27.00	14 19 33.00	CGCG 431-053	7651±2	1.60	-20.54	10.86	-12.27	1.25	1.7	<9.80	<-1.06
2530	23 24 23.50	15 26 36.30	2MASX J23242356+1526362	7658±3	1.49	-19.70	10.41	-11.86	1.57	2.3	<9.83	<-0.58
2534 ^{A1}	23 25 30.20	14 06 20.50	ASK 144855	3996±1	0.54	-15.91	7.91	-9.49	1.44	2.0	<8.89	<0.98
2535	23 25 33.60	14 15 15.00	ASK 144275	3783±6	0.88	-15.72	8.39	-10.55	1.70	1.7	<8.92	<0.53
2539	23 30 04.80	-00 33 40.10	PGC 1140348	2452±3	0.68	-14.71	7.77	-10.78	1.54	1.5	<8.41	<0.64
2543	23 33 27.00	14 20 06.80	CGCG 432-002	5735±4	1.30	-20.01	10.37	-10.54	1.83	3.1	<9.66	<-0.70
2558	23 39 08.64	00 27 48.40	CGCG 381-019	5233±2	1.41	-19.48	10.26	-12.07	1.39	2.7	<9.42	<-0.84

Table A.3. – *continued.*

Source	RA (J2000.0)	Dec	Name	V_{opt} km/s	$g-z$ mag	M_g mag	M_\star [log] M_\odot	$sSFR$ [log] yr^{-1}	rms mJy	SNR	M_{HI} [log] M_\odot	$\frac{M_{\text{HI}}}{M_\star}$ [log]
2561	23 40 32.70	-00 33 03.70	2MASXJ23403276-0033029	6928±4	0.74	-19.64	9.57	-10.30	1.66	2.5	<9.73	<0.17
2563	23 40 44.30	-00 53 14.80	ASK 26514	5736±1	0.19	-16.71	7.84	-8.74	1.61	0.6	<9.30	<1.46
2567	23 41 25.90	-00 39 43.90	2MASX J23412592-0039437	10864±2	1.59	-20.07	10.69	-12.64	2.11	2.4	<10.29	<-0.39
2576	23 47 03.78	14 50 30.30	CGCG 432-030	6622±3	1.22	-20.17	10.39	-10.75	2.50	2.0	<9.93	<-0.46
2584	23 52 36.40	14 33 05.20	UGC 12822	7939±2	1.50	-21.37	11.04	-12.03	2.90	1.1	<10.26	<-0.78
2585 ^N	23 52 42.63	-11 00 53.10	ASK 124704	5374±2	0.41	-16.95	8.38	-10.27	0.92	1.5	<9.03	<0.65
2586	23 53 31.00	-00 44 24.50	CGCG 381-058	6925±4	1.69	-19.64	10.57	-11.20	2.30	2.1	<9.91	<-0.67
2588	23 54 10.10	00 22 58.30	NGC 7783	7835±3	1.61	-21.14	11.25	-12.34	2.06	2.2	<10.08	<-1.17
2589	23 55 08.10	00 15 24.60	2MASX J23550807+0015242	6797±5	1.31	-18.49	9.70	-10.89	2.33	1.2	<9.79	<0.09
2591	23 55 51.97	00 33 28.40	UGC 12847	6819±4	1.42	-20.09	10.49	-12.05	1.89	0.8	<9.84	<-0.65
2594	23 56 11.30	-00 01 45.30	2MASX J23561127-0001452	6739±5	1.40	-18.30	9.76	-11.72	1.85	1.1	<9.68	<-0.09
2596	23 56 18.81	-00 18 20.20	IC 1517	7237±3	1.51	-21.16	11.03	-12.38	0.89	1.2	<9.65	<-1.38
2597	23 56 30.70	-00 23 26.80	2MASX J23563069-0023265	7153±3	1.48	-19.30	10.25	-12.17	1.92	2.2	<9.83	<-0.42

Table A.4. HI surveys flux scale comparison

survey 1	survey 2	mean F_{HI} ratio	N
single-feed / single-feed detectors			
Arecibo	Nançay calibrators	1.13±0.12	12
GBT	Nançay calibrators	0.93±0.24	2
Arecibo	GBT	0.99±0.18	16
multi-beam / multi-beam detectors			
Arecibo ALFALFA $\alpha.40$	Parkes HIPASS	1.10±0.36	347
Arecibo ALFALFA $\alpha.40$	Arecibo AGES	1.20±0.06	14
multi-beam / single-feed detectors			
Arecibo ALFALFA $\alpha.40$	Nançay NIBLES	1.45±0.17	82
Arecibo ALFALFA old scale	Nançay NIBLES	1.25±0.14	82
Parkes HIPASS	Nançay NIBLES	1.34±0.28	51
Arecibo ALFALFA $\alpha.40$	Arecibo	1.25±0.16	28
Arecibo ALFALFA $\alpha.40$	GBT	1.14±0.09	8

Notes on surveys:

Arecibo: single-feed data from O'Neil (2004)

Arecibo AGES: multi-beam data, see Sect. 1

Arecibo ALFALFA $\alpha.40$: multi-beam data with flux scale from Haynes et al. (2011)

Arecibo ALFALFA old scale: multi-beam data from Haynes et al. (2011), corrected to the flux scale used in older ALFALFA catalogs (see Sect. 1)

GBT: Green Bank Telescope single-feed data from O'Neil (2004)

Nançay NIBLES: single-feed data, from the present paper

Parkes HIPASS: multi-beam data from, e.g., Meyer et al. (2004) and Wong et al. (2006)

Table A.5. Basic optical and HI data – galaxies with $V < 850 \text{ km s}^{-1}$ not used for further analysis

SOU	RA (J2000.0)	Dec	Name km/s	V_{opt} DR9 mag	$g-r$ mag	M_g M_{\odot}	M_{\star} [log] yr^{-1}	$sSFR$ [log] mJy	rms km/s	V_{HI} km/s	W_{50} km/s	W_{20} Jy km/s	F_{HI}	S/NR	S/N M_{\odot}	M_{HI} [log]	$\frac{M_{\text{HI}}}{M_{\star}}$ [log]
0347 ^N	03 06 46.80	00 28 10.30	PGC 1166738	711±7	0.27	-12.31	6.82	—	3.03	699±13	38	79	0.55±0.25	4.6	4.9	7.11	0.30
1572 ^{A1}	12 13 48.30	12 41 25.90	IC 3052	812±14	0.38	-13.60	7.03	-10.16	3.59	834±9	85	104	0.65±0.34	3.2	3.3	7.34	0.31
1734 ^N	12 49 11.40	03 23 15.70	NGC 4701	755±3	0.88	-17.27	—	—	2.69	719±1	163	187	30.28±0.34	72.5	146.3	8.88	—
1897 ^{A1}	13 39 22.34	31 14 57.60	ASK 526959	703±2	0.28	-13.50	6.72	-9.14	2.45	699±3	51	81	1.79±0.20	13.1	16.9	7.62	0.90
2259	14 59 01.99	44 10 33.40	ASK 402895	639±5	0.38	-12.43	—	—	2.30	632±11	38	66	0.32±0.17	3.7	3.7	6.79	—
2326 ^R	15 33 27.90	56 33 34.80	NGC 5963	663±4	1.07	-16.85	—	0.00	8.57	652±1	193	210	26.25±1.15	18.3	36.7	8.73	—

Table A.6. Basic optical and HI data – selected galaxies with redshift problems not usable for further analysis

RA (J2000.0)	Dec	Name	V_{opt} DR9 (km/s)	V_{opt} other (km/s)
DR9 redshift unconstrained:				
02 21 14.10	-00 53 12.1	ASK 35835	1245?	[DR6: 1309]
02 33 31.90	-00 44 38.0	ASK 36025	1245?	[DR6: 1541]
09 47 58.40	39 05 10.1	ASK 284467	1245?	[DR6: 1459]
11 22 11.10	04 39 41.6	ASK 170306	1245?	[DS6: 1311]
11 29 29.90	03 13 43.3	ASK 73575	1245?	[DR6: 1502]
12 12 11.10	12 53 34.9	VCC 0046	1408?	[DR6: 1245]
12 20 36.30	12 53 05.1	VCC 0426	1245?	[DR6: 1140]
12 27 37.50	14 27 20.1	VCC 1028	1245?	[DR6: 1306]
12 30 44.60	13 47 57.9	VCC 1307	1245?	[DR6: 1259]
12 45 15.40	07 36 56.4	VCC 2017	1245?	[DR6: 1299]
13 51 42.90	05 26 47.4	ASK 178783	1245?	[DR6: 1238]
DR9 redshift too uncertain:				
08 36 21.90	04 46 24.3	PGC 4086014	1836?	[DR6: 664]
12 52 08.90	03 07 14.6	ASK 78238	1084	[DR6: 957]
12 04 59.60	14 24 20.4	PGC 4102270	1101	[DR6: 1219]
10 47 20.10	12 23 14.9	PGC 4094769	1631472	[DR6: 1173]
14 15 46.47	48 54 24.8	ASK 401526	1984	[DR6: 1496]
07 58 01.43	23 48 24.2	PGC 4017004	63175?	[DR6: 2251]
07 41 44.49	23 24 57.9	PGC 4009364	50889?	[DR6: 2160]
08 05 32.74	20 46 14.2	—	83	[DR6: 1304]
10 46 37.64	09 56 52.5	PGC 1372368	23170	[DR6: 1017]
15 01 15.90	01 46 24.5	PGC 1205406	1342	[DR6: 1507]
01 54 49.50	-08 37 00.0	PGC 1001373	379	[DR6: 3964]
08 17 05.70	15 18 43.2	PGC 4558563	48	[DR6: 2569]
10 37 01.05	21 53 54.2	PGC 4563644	1193	[DR6: 1314]

Table A.7. HI line flux calibrator galaxies

Name	Arecibo F_{HI} (Jy km/s)	GBT F_{HI} (Jy km/s)	NRT F_{HI} (Jy km/s)
UGC 1246	8.6±0.1		7.1±0.4
UGC 2432	5.9±0.1		5.1±0.3
UGC 2809	9.9±0.1		9.8±0.3
UGC 3755	8.2±0.1		7.8±0.3
UGC 3946	12.0±0.1		10.9±0.7
UGC 4117	4.1±0.1		3.2±0.1
UGC 4660	6.0±0.1		5.4±0.1
UGC 5160	2.9±0.2	2.9±0.3	
UGC 5215	6.8±0.5	7.5±0.8	
UGC 5218	6.7±0.1	7.7±0.8	
UGC 6886	4.6±0.2	4.8±0.5	
UGC 7976	6.4±0.1		5.9±0.3
UGC 8091	7.0±0.1	8.8±0.9	
UGC 8249	7.5±0.1	9.0±0.9	
UGC 8503	3.7±0.1		3.0±0.1
UGC 9007	1.4±0.1	1.5±0.2	
UGC 11578	8.7±0.1		9.2±0.9
UGC 11926	5.2±0.1		4.2±0.3
UGC 11992	5.3±0.1	6.2±0.6	
UGC 12695	4.2±0.1		3.6±0.2

Notes: Arecibo (at 8.5 km s^{-1} resolution) and GBT values are from O’Neil (2004)