

ROSSELAND AND FLUX MEAN OPACITIES FOR COMPTON SCATTERING

JURI POUTANEN

Tuorla Observatory, Department of Physics and Astronomy, University of Turku, Väisäläntie 20, FI-21500 Piikkiö, Finland;
 juri.poutanen@utu.fi

and

Nordita, KTH Royal Institute of Technology and Stockholm University, Roslagstullsbacken 23, SE-10691 Stockholm, Sweden

ABSTRACT

Rosseland mean opacity plays an important role in theories of stellar evolution and X-ray burst models. In the high-temperature regime, when most of the gas is completely ionized, the opacity is dominated by Compton scattering. Our aim here is to critically evaluate previous works on this subject and to compute exact Rosseland mean opacity for Compton scattering in a broad range of temperatures and electron degeneracy parameter. We use relativistic kinetic equations for Compton scattering and compute the photon mean free path as a function of photon energy by solving the corresponding integral equation in the diffusion limit. As a byproduct we also demonstrate the way to compute photon redistribution functions in case of degenerate electrons. We then compute the Rosseland mean opacity as a function of temperature and electron degeneracy. We compare our results to the previous calculations and find a significant difference in the low-temperature regime and strong degeneracy. We find useful analytical expressions that approximate well the numerical results. We then proceed to compute the flux mean opacity and show that in diffusion approximation it is nearly identical to the Rosseland mean opacity. We also provide a simple way for accounting for the true absorption in evaluation of the Rosseland and flux mean opacities.

Keywords: dense matter – opacity – radiative transfer – scattering – stars: evolution – stars: neutron
 – X-rays: bursts

1. INTRODUCTION

The key role in the description of the radiation transport through the medium is played by two average opacities. The first one, known as the Rosseland mean opacity

$$\kappa_{\text{R}} = \int_0^\infty d\nu B_\nu(T) \bigg/ \int_0^\infty d\nu \kappa_\nu^{-1} B_\nu(T) \quad (1)$$

relates the temperature gradient to the radiation flux:

$$\mathbf{F} = -\frac{ac}{3\kappa_{\text{R}}} \nabla T^4. \quad (2)$$

The second one, known as the flux mean opacity κ_{F} , relates the radiation flux to the radiative acceleration (see [Mihalas & Mihalas 1984](#), pp. 360-361):

$$\mathbf{g}_{\text{rad}} = \frac{\kappa_{\text{F}}}{c} \mathbf{F}. \quad (3)$$

For pure absorption and coherent scattering these two opacities coincide in the diffusion approximation. These opacities can be easily computed once the total, absorption and scattering, opacities as functions of photon frequency κ_ν are known.

In the high-temperature regime, when most of the gas is completely ionized, the opacity is dominated by Compton scattering. This situation is not so simple as the scattering is incoherent, induced scattering has to be accounted for and instead of the total cross-section the effective cross-section should be used. The case of the non-degenerate electron gas was considered by [Sampson \(1959\)](#). It was further extended by [Chin \(1965\)](#) to include the effect of electron degeneracy. This work was affected by an error, which also propagated to the textbooks ([Chiu 1968](#); [Cox & Giuli 1968](#); [Weiss et al. 2004](#)). The corrected method to compute the Rosseland mean was introduced by [Buchler & Yueh \(1976\)](#),

who provide also a comprehensive analysis of the previous results. The numerical results presented in that work were approximated by [Paczynski \(1983\)](#) with a simple analytical expression, which were later used in numerous papers on X-ray bursts. An alternative approximation was given by [Weaver et al. \(1978\)](#).

In this paper we recompute the Rosseland and the flux mean opacities for Compton scattering and compare our results to the previous calculations. We also provide new analytical formulae that approximate well the numerical results.

2. RELATIVISTIC KINETIC EQUATION FOR COMPTON SCATTERING

Derivation of the Rosseland mean opacity for Compton scattering is based on solution of the relativistic kinetic equation (RKE) in terms of the photon mean-free path as a function of its energy. Interaction between photons and electrons (positrons) via Compton scattering accounting for the induced scattering and fermion degeneracy can be described by the explicitly covariant RKE for photons ([Buchler & Yueh 1976](#); [de Groot et al. 1980](#); [Nagirner & Poutanen 1993, 1994](#)):

$$\begin{aligned} \underline{x} \cdot \underline{\nabla} n(\underline{x}) = & \frac{r_e^2}{2} \frac{2}{\lambda_C^3} \int \frac{d\mathbf{p}}{\gamma} \frac{d\mathbf{p}_1}{\gamma_1} \frac{d\mathbf{x}_1}{x_1} F \delta^4(\underline{p}_1 + \underline{x}_1 - \underline{p} - \underline{x}) \\ & \times \{n(\mathbf{x}_1)[1 + n(\mathbf{x})] [\tilde{n}_-(\mathbf{p}_1)(1 - \tilde{n}_-(\mathbf{p})) + \tilde{n}_+(\mathbf{p}_1)(1 - \tilde{n}_+(\mathbf{p}))] \\ & - n(\mathbf{x})[1 + n(\mathbf{x}_1)] [\tilde{n}_-(\mathbf{p})(1 - \tilde{n}_-(\mathbf{p}_1)) + \tilde{n}_+(\mathbf{p})(1 - \tilde{n}_+(\mathbf{p}_1))]\}, \end{aligned} \quad (4)$$

where $\underline{\nabla} = \{\partial/c\partial t, \nabla\}$ is the four-gradient, r_e is the classical electron radius, $\lambda_C = h/m_e c$ is the Compton wavelength. Here we defined the dimensionless photon four-momentum as $\underline{x} = \{x, \mathbf{x}\} = x\{1, \hat{\omega}\}$, where $\hat{\omega}$ is the unit vector in the photon propagation direction and $x \equiv h\nu/m_e c^2$ is the photon energy in units of the electron rest mass. The photon distribution is described by the occupation number n . The dimensionless electron/positron four-momentum is $\underline{p} = \{\gamma, \mathbf{p}\} = \{\gamma, p\hat{\Omega}\} = \gamma\{1, \beta\hat{\Omega}\}$, where $\hat{\Omega}$ is the unit vector along the electron momentum, γ and $p = \sqrt{\gamma^2 - 1}$ are the electron Lorentz factor and its momentum in units of $m_e c$ and β is the velocity in units of c . The electron/positron distributions are described by the occupation numbers \tilde{n}_\pm .

The factor F in Equation (4) is the Klein–Nishina reaction rate ([Berestetskii et al. 1982](#))

$$F = \left(\frac{1}{\xi} - \frac{1}{\xi_1}\right)^2 + 2 \left(\frac{1}{\xi} - \frac{1}{\xi_1}\right) + \frac{\xi}{\xi_1} + \frac{\xi_1}{\xi}, \quad (5)$$

and

$$\xi = \underline{p}_1 \cdot \underline{x}_1 = \underline{p} \cdot \underline{x}, \quad \xi_1 = \underline{p}_1 \cdot \underline{x} = \underline{p} \cdot \underline{x}_1 \quad (6)$$

are the four-products of the corresponding momenta. Second equalities in Eqs. (6) arise from the four-momentum conservation law represented by the delta-function in Eq. (4).

The electron/positron distribution under assumption of thermal equilibrium and isotropy, is given by the Fermi-Dirac distribution:

$$\tilde{n}_\pm(\mathbf{p}) = \frac{1}{\exp\left(\frac{\gamma - 1}{\Theta} - \eta_\pm\right) + 1}, \quad (7)$$

where $\Theta = kT/m_e c^2$ is the dimensionless temperature and η_\pm are the degeneracy parameters for positron and electrons (the ratio of the Fermi energy minus rest mass to temperature) related via $\eta_- + \eta_+ = -2/\Theta$ (see e.g. [Cox & Giuli 1968](#); page 302 of [Weiss et al. 2004](#)). The electron/positron concentrations are given by the integrals over the momentum space:

$$N_\pm = 4\pi \frac{2}{\lambda_C^3} \int_0^\infty p^2 dp \tilde{n}_\pm(\mathbf{p}), \quad (8)$$

and the density (not including electrons and positrons created by pair-production as well as radiation) is

$$\rho = (N_- - N_+) \mu_e m_p, \quad (9)$$

where $\mu_e = 2/(1 + X)$ is the mean number of nucleons per free ionization electron and X is the hydrogen mass fraction. The total number density of electrons and positrons is $N_e = N_- + N_+$.

The form of the RKE (4) can be simplified by defining the redistribution functions (RF) via

$$R_\pm(\mathbf{x}_1 \rightarrow \mathbf{x}) = \frac{3}{16\pi} \frac{2}{\lambda_C^3} \frac{1}{N_\pm} \int \frac{d\mathbf{p}}{\gamma} \frac{d\mathbf{p}_1}{\gamma_1} \tilde{n}_\pm(\mathbf{p}_1)[1 - \tilde{n}_\pm(\mathbf{p})] F \delta^4(\underline{p}_1 + \underline{x}_1 - \underline{p} - \underline{x}). \quad (10)$$

The RFs satisfy the symmetry property

$$R_{\pm}(\mathbf{x} \rightarrow \mathbf{x}_1) e^{-x/\Theta} = R_{\pm}(\mathbf{x}_1 \rightarrow \mathbf{x}) e^{-x_1/\Theta}, \quad (11)$$

which follows from its definition (10) and the energy conservation $\gamma_1 = \gamma + x - x_1$, or from the detailed balance condition (see eq. 8.2 in Pomraning 1973).

In the absence of strong magnetic field, the medium is isotropic, therefore the RF depends only on the photon energies and the scattering angle (with μ being its cosine), i.e. we can write $R_{\pm}(\mathbf{x}_1 \rightarrow \mathbf{x}) = R_{\pm}(x, x_1, \mu)$. Introducing the total RF as

$$R(x, x_1, \mu) = \frac{N_-}{N_e} R_-(x, x_1, \mu) + \frac{N_+}{N_e} R_+(x, x_1, \mu), \quad (12)$$

the kinetic equation (4) in a steady-state can be recast in a standard form of the radiative transfer equation

$$\hat{\omega} \cdot \nabla_{\tau} n(\mathbf{x}) = n(\mathbf{x}) \frac{1}{x} \int_0^{\infty} x_1 dx_1 \int d^2 \hat{\omega}_1 R(x_1, x, \mu) [1 + n(\mathbf{x}_1)] - [1 + n(\mathbf{x})] \frac{1}{x} \int_0^{\infty} x_1 dx_1 \int d^2 \hat{\omega}_1 R(x, x_1, \mu) n(\mathbf{x}_1), \quad (13)$$

where $\nabla_{\tau} = -\nabla/\sigma_T N_e$ is the dimensionless gradient, with σ_T being the Thomson cross-section.

3. PHOTON MEAN FREE PATH

Deep inside stars or thermonuclear burning regions of X-ray bursts, radiation field is nearly isotropic and the diffusion approximation should be rather accurate. We therefore can express the occupation number as

$$n(\mathbf{x}) = b_x + l_x \hat{\omega} \cdot \nabla_{\tau} b_x, \quad (14)$$

where $b_x = 1/[\exp(x/\Theta) - 1]$ is the occupation number for Planck distribution and l_x is the mean free path (in units of $1/\sigma_T N_e$) for Compton scattering of a photon of energy x . Substituting expansion (14) to Eq. (13), noticing that the zeroth order terms cancel out, keeping only terms of the first order in ∇b_x , and using condition (11), we get (Sampson 1959; Buchler & Yueh 1976):

$$\hat{\omega} \cdot \nabla b_x = \frac{1}{x} \int_0^{\infty} x_1 dx_1 \int d^2 \hat{\omega}_1 R(x_1, x, \mu) \left[l_x \hat{\omega} \cdot \nabla b_x \left(\frac{1 - e^{-x/\Theta}}{1 - e^{-x_1/\Theta}} \right) - l_{x_1} \hat{\omega}_1 \cdot \nabla b_{x_1} \left(\frac{e^{x_1/\Theta} - 1}{e^{x/\Theta} - 1} \right) \right]. \quad (15)$$

Simple algebra gives a linear integral equation for the mean free path l_x :

$$1 = \frac{1}{x} \int_0^{\infty} x_1 dx_1 \int d^2 \hat{\omega}_1 R(x_1, x, \mu) \frac{1 - e^{-x/\Theta}}{1 - e^{-x_1/\Theta}} \left[l_x - l_{x_1} \frac{x_1}{x} \frac{\hat{\omega}_1 \cdot \nabla \Theta}{\hat{\omega} \cdot \nabla \Theta} \right].$$

Choosing the coordinate system so that $\hat{\omega} = (0, 0, 1)$, defining $\hat{\omega}_1 = (\sqrt{1 - \mu^2} \cos \phi, \sqrt{1 - \mu^2} \sin \phi, \mu)$ and $\nabla \Theta \propto (\sin \theta, 0, \cos \theta)$, the integral over solid angle becomes $\int d\mu \int d\phi$, with only the last term in the square brackets depending on ϕ . The azimuthal integral is then

$$\int_0^{2\pi} d\phi \frac{\hat{\omega}_1 \cdot \nabla \Theta}{\hat{\omega} \cdot \nabla \Theta} = \int_0^{2\pi} d\phi \left(\mu + \sqrt{1 - \mu^2} \tan \theta \cos \phi \right) = 2\pi \mu, \quad (16)$$

so that the square bracket in Eq. (16) can be substituted by $l_x - l_{x_1} x_1 \mu / x$ (Sampson 1959). Equation (16) can be further modified by integrating over the angles of the scattered photon:

$$1 = 4\pi \int_0^{\infty} \frac{x_1}{x} dx_1 \frac{1 - e^{-x/\Theta}}{1 - e^{-x_1/\Theta}} \left[l_x R_0(x_1, x) - l_{x_1} \frac{x_1}{x} R_1(x_1, x) \right], \quad (17)$$

where we introduced the moments of the RF (Nagirner & Poutanen 1994)

$$R_0(x_1, x) = \frac{1}{2} \int_{-1}^1 R(x_1, x, \mu) d\mu, \quad (18)$$

$$R_1(x_1, x) = \frac{1}{2} \int_{-1}^1 R(x_1, x, \mu) \mu d\mu. \quad (19)$$

The method for computing of these functions is described in Appendix A.

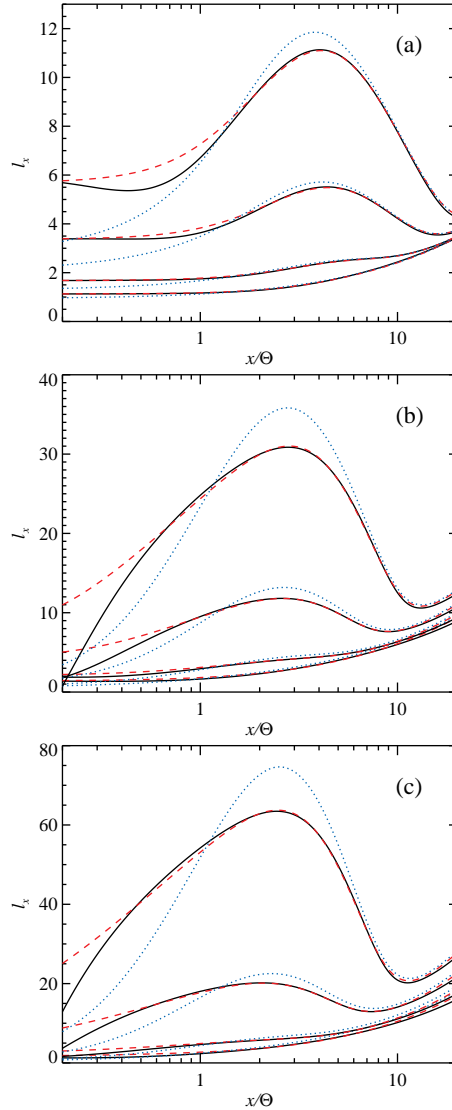


Figure 1. Mean-free path of photons l_x as a function of photon energy to temperature ratio for various temperatures and degeneracies: (a) for $\Theta = 0.05$, (b) $\Theta = 0.25$, (c) $\Theta = 0.5$. Different lines from bottom to the top correspond to the degeneracy parameter $\eta = -2, 1, 4, 7$. The exact solution (17) are shown by the solid black lines. The approximate expressions (22) and (24) are shown by the dotted blue and dashed red lines, respectively.

At low temperatures the RFs are extremely peaked at $x_1 \approx x$ and therefore two approximations are often made (Sampson 1959; Buchler & Yueh 1976):

$$l_{x_1} \approx l_x, \quad (20)$$

$$\frac{1 - e^{-x/\Theta}}{1 - e^{-x_1/\Theta}} \approx 1. \quad (21)$$

The first approximation is equivalent to the on-the-spot approximation in the theory of radiative transfer in spectral lines. These approximations reduce Eq. (17) for the mean free path to

$$\frac{1}{l_x} \approx s_0(x) - s_1(x), \quad (22)$$

where (Nagirner & Poutanen 1994)

$$s_i(x) = \frac{4\pi}{x^{i+1}} \int x_1^{i+1} dx_1 R_i(x_1, x), \quad i = 0, 1. \quad (23)$$

At temperatures above 50 keV, approximation (21) fails (see Fig. 1). Still keeping the on-the-spot approximation

(20), we get an explicit expression

$$\frac{1}{l_x} \approx r_0(x) - r_1(x), \quad (24)$$

where

$$r_i(x) = \frac{4\pi}{x^{i+1}} \int x_1^{i+1} dx_1 R_i(x_1, x) \frac{1 - e^{-x/\Theta}}{1 - e^{-x_1/\Theta}}. \quad (25)$$

At low temperatures, the easiest way to exactly solve Eq. (17) for l_x is to use iteration procedure, starting from the approximation (24). The functions $r_i(x)$ can be tabulated in advance. The integrals over the energy x_1 for every x have to be taken over a dense grid around x . For high temperatures, in principle, one can introduce a logarithmic grid of photon energies x_i and solve Eq. (17) as a system of linear equations for $l_i = l_{x_i}$ (as was done by [Buchler & Yueh 1976](#)):

$$\frac{1}{4\pi} = l_i a_i + \sum_j l_j b_{ij} = \sum_j l_j (b_{ij} + a_i \delta_{ij}), \quad (26)$$

where

$$a_i = \sum_j w_j \frac{x_j}{x_i} \frac{1 - e^{-x_i/\Theta}}{1 - e^{-x_j/\Theta}} R_0(x_j, x_i), \quad (27)$$

$$b_{ij} = -w_j \frac{x_j^2}{x_i^2} \frac{1 - e^{-x_i/\Theta}}{1 - e^{-x_j/\Theta}} R_1(x_j, x_i), \quad (28)$$

and w_j are the integration weights (equal to $x_j \Delta \ln x$ for a log-grid), δ_{ij} is the Kronecker delta. The results of calculations for l_x using solution of the integral equation as well as by approximate formulae (24) and (22) are presented in Fig. 1.

We see that the mean free path computed using expression (24) approximates well the exact l_x at all photon energies x for low temperatures and small degeneracy parameter η as well as at $x \gtrsim \Theta$ for large Θ and η . The approximation expression (22) is also reasonably accurate for small Θ and η for $x \gtrsim \Theta$, but becomes increasingly inaccurate for high Θ and η . We note that for large Θ and η the solution of the integral equation (17) gives negative l_x at small x , which is unphysical.

4. ROSSELAND MEAN OPACITY

After finding the mean-free path l_x as a solution of Eq. (17), we can compute the Rosseland mean opacity as

$$\kappa_R = \frac{\sigma_T N_e}{\rho} \frac{1}{\Lambda}, \quad (29)$$

where the Rosseland mean free path (in units of $1/\sigma_T N_e$) is

$$\Lambda(\Theta, \eta_-) = \frac{\int_0^\infty l_x \frac{dB_x}{d\Theta} dx}{\int_0^\infty \frac{dB_x}{d\Theta} dx} = \frac{15}{4\pi^4} \int_0^\infty l_x \frac{u^4 e^u}{(e^u - 1)^2} du, \quad (30)$$

and $u = x/\Theta = h\nu/kT$ and $B_x = x^3 b_x$. The integrals over x are taken over the energy range where l_x is positive. We note that because of the high accuracy of the approximation (24), the Rosseland mean can be also computed using explicit expression instead of solving integral equation (17), giving typically the relative accuracy of better than 10^{-4} . This approximation also allows us to easily find the photon mean free path when additionally true absorption needs to be accounted for: $1/l_x \approx \alpha(x) + r_0(x) - r_1(x)$, here $\alpha(x)$ is the standard absorption coefficient in units $\sigma_T N_e$.

The results of calculations for Λ in a broad range of temperatures and electron degeneracies η_- are presented in Figs 2 and 3. We present the results taking opacity by electrons only as was done also by [Buchler & Yueh \(1976\)](#), because at low temperatures and high degeneracy there are no pairs. At low degeneracies and high temperatures $\Theta > -1/\eta$, on the other hand, the number of positrons exceeds the number of electrons, because $\eta_+ = -2/\Theta - \eta_- > \eta_-$, which is unphysical. In the following we will replace η_- by η . The results computed by [Buchler & Yueh \(1976\)](#) are shown by circles, while our results by black solid curves. At temperatures $\Theta > 0.05$, the results agree within better than 1%, but at $\Theta = 0.03$ [Buchler & Yueh \(1976\)](#) underestimates the opacity by as much as 6%. The situation becomes worse

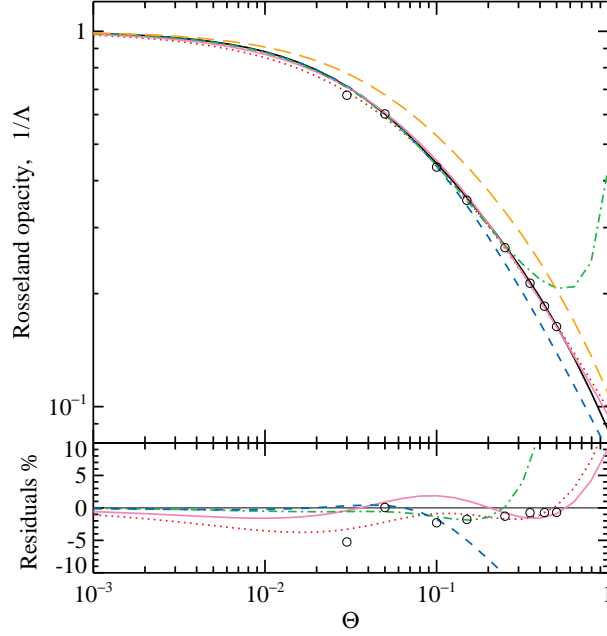


Figure 2. Rosseland mean opacity as a function temperature for non-degenerate gas. Black solid curve represent the result of our exact calculations. The black circles give the numerical results of Buchler & Yueh (1976). The dotted red curve is the Paczyński approximation (33), which underestimates exact results by 2–3 %. The solid pink curve is the best fit in the temperature range 2–300 keV using function (39) with parameters $T_0 = 41.5$ keV and $\alpha_0 = 0.9$ which is accurate within 2% in that range. The dashed blue curves is the same approximation in the temperature range 2–50 keV with parameters $T_0 = 39.4$ keV and $\alpha_0 = 0.976$, which is accurate to 0.6%. The dot-dashed green curve is the approximation (31), which is accurate within 3% in the temperature range of 1–150 keV and rapidly diverges at higher temperatures. The long-dashed brown curve represent the flux mean opacity in the free-streaming limit (47) for the blackbody spectrum. The bottom panel presents the residuals in per cent relative to our exact calculations.

if we extrapolate the analytical approximations of Buchler & Yueh (1976) to lower temperatures, where the opacity is systematically underestimated by up to 13%.

Calculations of Buchler & Yueh (1976) gave rise to at least two different analytical formulae for the Rosseland mean opacity. Weaver et al. (1978) separated dependencies on Θ and η :

$$\Lambda_{W78}(\Theta, \eta) = f_{\Theta} f_{\eta}, \quad (31)$$

where

$$f_{\Theta} = 1 + 14.1\Theta - 12.7\Theta^2 \quad (\text{for } \Theta < 0.4), \quad f_{\eta} = 1 + \exp(0.522\eta - 1.563). \quad (32)$$

Expressions (31)–(32) were claimed to be better than 10% accurate in a wide range of degeneracy parameters and temperatures ($-\infty < \eta \lesssim 4$, $0.04 < \Theta < 0.4$). This approximation is used in the codes developed for simulation of the stellar evolution and explosions, including X-ray bursts (Woosley et al. 2002, 2004). We see (Fig. 3a) it diverges above 150 keV for any η . Because the dependences on T and η are separated, the temperature range of applicability of this approximation becomes smaller for large η . For $\eta = 4$ deviations from the exact values reach 50% in the middle of the temperature range where the approximation suppose to work.

A different approximation that is widely used in theory of X-ray bursts was given by Paczynski (1983):

$$\Lambda_{P83}(\Theta, \eta) = \left[1 + \left(\frac{kT}{38.8 \text{ keV}} \right)^{0.86} \right] [1 + 2.7 \times 10^{11} \rho T^{-2}] \quad (33)$$

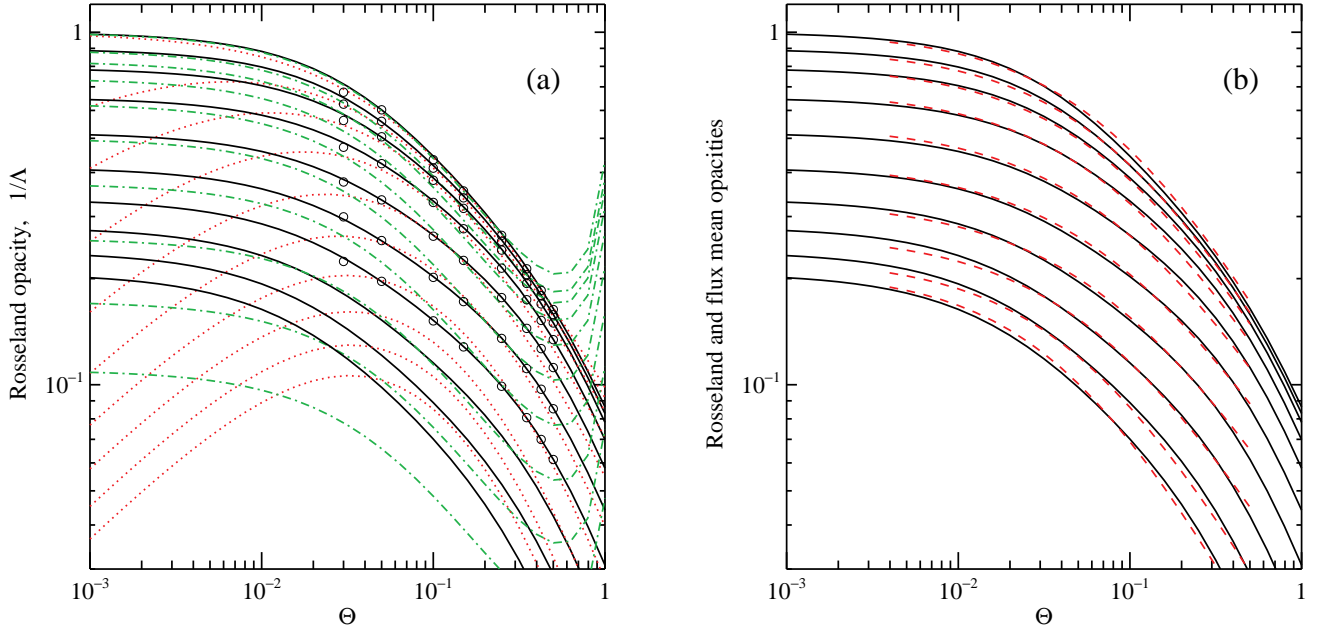
for $\mu_e = 2$. We see from Figs 2 and 3a that Paczyński’s approximation is rather good for small η . At large η it becomes highly inaccurate at low temperatures.

For the approximation of the Rosseland mean opacity, we propose to use a combination of the forms proposed by Buchler & Yueh (1976) and Paczynski (1983):

$$\Lambda_{\text{app}}(\Theta, \eta) = f_1(\eta) [1 + (T/T_{\text{br}})^{\alpha}], \quad (34)$$

Table 1. Coefficients of the approximate formulae (39) and (34).

Coefficient	Energy interval of the fit			
	2–50 keV		2–300 keV	
T_0	39.4	43.4	41.5	43.3
α_0	0.976	0.902	0.90	0.885
c_{01}		0.777		0.682
c_{02}		−0.0509		−0.0454
c_{11}		0.25		0.24
c_{12}		−0.0045		0.0043
c_{21}		0.0264		0.050
c_{22}		−0.0033		−0.0067
c_{31}		0.0046		−0.037
c_{32}		−0.0009		0.0031

**Figure 3.** Rosseland mean opacity as a function of temperature for various values of the degeneracy parameter η . The solid black curves represent the result of our exact calculations. The top curve corresponds to $\eta = -10$, at the following curves η varies from -1 to 7 . (a) The circles give the numerical results of Buchler & Yueh (1976). The dot-dashed green curves are the approximation (31) and dotted red curves give Paczyński's approximation (33). (b) The dashed red curves correspond to our approximate expression (34) for the 2–300 keV range.

where

$$T_{\text{br}} = T_0 f_2(\eta), \quad (35)$$

$$\alpha = \alpha_0 f_3(\eta), \quad (36)$$

$$f_i(\eta) = 1 + c_{i1}\xi + c_{i2}\xi^2, \quad i = 1, 2, 3, \quad (37)$$

$$\xi = \exp(c_{01}\eta + c_{02}\eta^2). \quad (38)$$

The coefficients are given in Table 1 for two fitting intervals 2–50 and 2–300 keV. This form approximates the opacity to better than 4% and 6.5% over the whole range of degeneracy parameter $-10, \dots, 7$ in the temperature ranges 2–50

and 2–300 keV, respectively (see Fig. 3b). In case of a non-degenerate gas, $\eta \rightarrow -\infty$, the expressions simplify as all $f_i = 1$:

$$\Lambda_{\text{app}}(\Theta) = 1 + (T/T_0)^{\alpha_0}, \quad (39)$$

with the best-fit parameters given in Table 1. The goodness of the fits is demonstrated in Fig. 2. We note, however, that physically realistic parameters should correspond to $N_- > N_+$, which demands $\Theta < -1/\eta$, i.e. for $\eta = -10$ the temperature is limited by 50 keV.

5. RADIATIVE ACCELERATION AND THE FLUX MEAN OPACITY

For computation of the radiation force on the medium, we need to construct the first moment of the RKE. Multiplying RKE (13) by \mathbf{x} and integrating over $d\mathbf{x}$, we get

$$\nabla_{\boldsymbol{\tau}} \cdot \mathbb{T} = \int \frac{d\mathbf{x}}{x} \int \frac{d\mathbf{x}_1}{x_1} R(x_1, x, \mu) n(\mathbf{x}) [1 + n(\mathbf{x}_1)] (\mathbf{x} - \mathbf{x}_1), \quad (40)$$

where we changed the variables $\mathbf{x} \leftrightarrow \mathbf{x}_1$ in the second half of the equation and introduced the (dimensionless) radiation pressure tensor

$$\mathbb{T} = \int \mathbf{x} \mathbf{x} n(\mathbf{x}) \frac{d\mathbf{x}}{x}. \quad (41)$$

This tensor is related to the ordinary radiation pressure tensor as

$$\mathbb{P} = 2 \frac{m_e c^2}{\lambda_C^3} \mathbb{T}. \quad (42)$$

Let us represent the gradient of the pressure tensor as a sum of the linear and quadratic in n terms:

$$\nabla_{\boldsymbol{\tau}} \cdot \mathbb{T} = \nabla_{\boldsymbol{\tau}} \cdot \mathbb{T}_0 + \nabla_{\boldsymbol{\tau}} \cdot \mathbb{T}_1. \quad (43)$$

Integrating over angles $d^2\omega_1$, the first term becomes

$$\nabla_{\boldsymbol{\tau}} \cdot \mathbb{T}_0 = \int \frac{d\mathbf{x}}{x} n(\mathbf{x}) 4\pi \hat{\omega} \int_0^\infty x_1 dx_1 [x R_0(x_1, x) - x_1 R_1(x_1, x)] = 4\pi \int x^3 dx \mathbf{h}_x [s_0(x) - s_1(x)] \quad (44)$$

where

$$\mathbf{h}_x = \frac{1}{4\pi} \int \hat{\omega} n(\mathbf{x}) d\hat{\omega} \quad (45)$$

is the first moment of n and $x[s_0(x) - s_1(x)]N_e\sigma_T m_e c$ is the momentum transfer per units length of photon propagation averaged over electron distribution and scattered photon directions ignoring induced scattering (Nagirner & Poutanen 1994; Poutanen & Vurm 2010; Pozdnyakov et al. 1983). Note the radiation flux in these notations is

$$\mathbf{F} \propto \int x^3 dx \mathbf{h}_x. \quad (46)$$

Thus the flux mean opacity (in units of $N_e\sigma_T/\rho$) in the free streaming limit (ignoring induced scattering) is

$$\kappa_F = \frac{\int x^3 dx \mathbf{h}_x [s_0(x) - s_1(x)]}{\int x^3 dx \mathbf{h}_x}. \quad (47)$$

For the radiation spectrum close to the diluted blackbody, i.e. $\mathbf{h}_x \propto b_x$, the flux mean opacity for the case of non-degenerate electrons is shown in Fig. 2. Eq. (39) with parameters $T_0 = 58.5$ keV and $\alpha_0 = 0.913$ provides a good approximation with better than 0.8% accuracy to the corresponding mean free path in the 2–300 keV range.

In the diffusion approximation (14), we substitute $\mathbf{h}_x = \frac{1}{3} l_x \nabla_{\boldsymbol{\tau}} b_x$. The effect of the induced scattering on the radiation pressure force in the diffusion approximation can be computed by substituting equation (14) to Eq. (40). The non-linear term becomes:

$$\nabla_{\boldsymbol{\tau}} \cdot \mathbb{T}_1 = \int x dx \int x_1 dx_1 \int d^2\omega \int d^2\omega_1 (b_x + \eta l_x \partial_{\boldsymbol{\tau}} b_x) (b_{x_1} + \eta_1 l_{x_1} \partial_{\boldsymbol{\tau}} b_{x_1}) R(x_1, x, \mu) (x \hat{\omega} - x_1 \hat{\omega}_1), \quad (48)$$

where $\hat{\omega} = (\sqrt{1-\eta^2} \cos \phi, \sqrt{1-\eta^2} \sin \phi, \eta)$ and $\hat{\omega}_1 = (\sqrt{1-\eta_1^2} \cos \phi_1, \sqrt{1-\eta_1^2} \sin \phi_1, \eta_1)$ with the z -axis chosen along the temperature gradient, and $\partial_{\boldsymbol{\tau}} b_x \equiv |\nabla_{\boldsymbol{\tau}} b_x|$ is the value of that gradient. Taking the angular integrals, for the magnitude of the radiation pressure force we get

$$|\nabla_{\boldsymbol{\tau}} \cdot \mathbb{T}_1| = \frac{16\pi^2}{3} \int x dx \int x_1 dx_1 [R_0(x_1, x) (b_{x_1} x l_x \partial_{\boldsymbol{\tau}} b_x - b_x x_1 l_{x_1} \partial_{\boldsymbol{\tau}} b_{x_1}) + R_1(x_1, x) (x b_x l_{x_1} \partial_{\boldsymbol{\tau}} b_{x_1} - x_1 b_{x_1} l_x \partial_{\boldsymbol{\tau}} b_x)]. \quad (49)$$

Making variable change $x \leftrightarrow x_1$ in the terms containing $\partial_\tau b_{x_1}$, we get

$$|\nabla_\tau \cdot \mathbf{T}| = \frac{16\pi^2}{3} \int x dx l_x \partial_\tau b_x \int x_1 dx_1 b_{x_1} \{[xR_0(x_1, x) - x_1R_1(x_1, x)] - [xR_0(x, x_1) - x_1R_1(x, x_1)]\}. \quad (50)$$

The total pressure gradient becomes

$$\begin{aligned} |\nabla_\tau \cdot \mathbf{T}| &= \frac{16\pi^2}{3} \int x dx l_x \partial_\tau b_x \int x_1 dx_1 \{(1 + b_{x_1}) [xR_0(x_1, x) - x_1R_1(x_1, x)] - b_{x_1} [xR_0(x, x_1) - x_1R_1(x, x_1)]\} \\ &= \frac{16\pi^2}{3} \int x dx l_x \partial_\tau b_x \int x_1 dx_1 \frac{1 - e^{-x/\Theta}}{1 - e^{-x_1/\Theta}} [xR_0(x_1, x) - x_1R_1(x_1, x)] = \frac{4\pi}{3} \int x^3 dx l_x \partial_\tau b_x [r_0(x) - r_1(x)]. \end{aligned} \quad (51)$$

Thus the flux mean opacity is then

$$\kappa_F = \frac{\int_0^\infty l_x [r_0(x) - r_1(x)] \frac{dB_x}{d\Theta} dx}{\int_0^\infty l_x \frac{dB_x}{d\Theta} dx}. \quad (52)$$

Because approximation (24), i.e. $1/l_x \approx r_0(x) - r_1(x)$, is very accurate in the region of the photon energies $x \sim \Theta$ contributing to the integral, the flux mean opacity in the diffusion approximation turned out to be nearly identical (with the relative difference less than 10^{-4}) to the Rosseland mean in the full range of considered temperatures and degeneracies. The flux mean opacity thus can be approximated by simple analytical expressions (34) and (39), which also describe well the radiative acceleration in the atmospheres of hot neutron stars obtained from the solution of the radiative transfer equation with the exact Compton redistribution function where diffusion approximation has not been used (Suleimanov et al. 2012).

6. SUMMARY

In this paper, we have critically evaluated results of previous works on the Rosseland mean opacity for Compton scattering. In order to obtain the photon mean free path as a function of photon energy we have solved relativistic kinetic equation describing photon interactions via Compton scattering with the possibly degenerate electron gas. We demonstrated that the mean free path can be also accurately evaluated using explicit approximate formulae, which can also be used for calculations of the Rosseland mean opacity and can provide a simple way for accounting for the true absorption.

We have computed the Rosseland and the flux mean opacities (which are nearly identical in the diffusion approximation) in a broad range of temperatures and electron degeneracy parameter. We compared our results to the previous calculations and found significant difference in the low-temperature regime. We have also presented useful analytical expressions that approximate well the numerical results.

The author thanks Valery Suleimanov, Dmitri Nagirner and Dmitry Yakovlev for useful discussions. This work was supported by the Foundations' Professor Pool, the Finnish Cultural Foundation and the Academy of Finland grant 268740. The author also acknowledges useful conversations with the members of the X-ray burst team of the International Space Science Institute (Bern, Switzerland).

APPENDIX

A. REDISTRIBUTION FUNCTIONS

In case of non-degenerate electrons, the RF defined by Eq. (10) has been studied in details before (Aharonian & Atoyan 1981; Prasad et al. 1986; Nagirner & Poutanen 1994; Poutanen & Vurm 2010). This RF can be simplified to the one-dimensional integral over the electron energy. For degenerate electrons, it turned out that the derivation is identical and also in this case, the RF can be presented in terms of one integral that can be taken numerically.

For the isotropic electron distribution expression (10) for the RF can be simplified by taking the integral over \mathbf{p} with the help of the 3-dimensional delta-function and using the identity $\delta(\gamma_1 + x_1 - \gamma - x) = \gamma \delta(\underline{x}_1 \cdot \underline{p}_1 - \underline{x} \cdot (\underline{p}_1 + \underline{x}_1))$:

$$R_\pm(x, x_1, \mu) = \frac{3}{16\pi} \frac{2}{\lambda_C^3 N_\pm} \int \frac{d\mathbf{p}_1}{\gamma_1} \tilde{n}_\pm(\gamma_1) [1 - \tilde{n}_\pm(\gamma)] F\delta(\Gamma), \quad (A1)$$

where

$$\gamma = \gamma_1 + x_1 - x, \quad (\text{A2})$$

$$\Gamma = \gamma_1(x_1 - x) - p_1(x_1\hat{\omega}_1 - x\hat{\omega}) \cdot \hat{\Omega}_1 - q, \quad (\text{A3})$$

$$q = \mathbf{x} \cdot \mathbf{x}_1 = xx_1(1 - \mu). \quad (\text{A4})$$

The RF depends also implicitly on the electron temperature Θ and degeneracy parameter η_{\pm} . To integrate over angles in Eq. (A1) we follow the recipe proposed by [Aharonian & Atoyan \(1981\)](#) (see also [Prasad et al. 1986](#); [Poutanen & Vurm 2010](#)), choosing the polar axis along the direction of the transferred momentum

$$\hat{\mathbf{n}} \equiv (x_1\hat{\omega}_1 - x\hat{\omega})/Q, \quad (\text{A5})$$

where

$$Q^2 = (x_1\hat{\omega}_1 - x\hat{\omega})^2 = (x - x_1)^2 + 2q. \quad (\text{A6})$$

Thus the integration variables become $\cos \alpha = \hat{\mathbf{n}} \cdot \hat{\Omega}_1$ and the corresponding azimuth Φ . The RF (A1) then can be written as

$$R_{\pm}(x, x_1, \mu) = \frac{3}{16} \frac{2}{\pi \lambda_C^3 N_{\pm}} \int_1^{\infty} \tilde{n}_{\pm}(\gamma_1) [1 - \tilde{n}_{\pm}(\gamma)] p_1 d\gamma_1 \int_{-1}^1 \delta(\Gamma) d\cos \alpha \int_0^{2\pi} F d\Phi, \quad (\text{A7})$$

where now

$$\Gamma = \gamma_1(x_1 - x) - q - p_1 Q \cos \alpha. \quad (\text{A8})$$

Integrating over $\cos \alpha$ using the delta-function we get

$$R_{\pm}(x, x_1, \mu) = \frac{3}{8} \frac{2}{\lambda_C^3 N_{\pm}} \int_{\gamma_*}^{\infty} \tilde{n}_{\pm}(\gamma_1) [1 - \tilde{n}_{\pm}(\gamma)] R(x, x_1, \mu, \gamma_1) d\gamma_1, \quad (\text{A9})$$

with integration over the electron distribution done numerically. Here we introduced the RF for monoenergetic electrons

$$R(x, x_1, \mu, \gamma_1) = \frac{1}{Q} \frac{1}{2\pi} \int_0^{2\pi} F d\Phi. \quad (\text{A10})$$

Function F depends on $\xi_1 = x(\gamma_1 - p_1\zeta)$ and $\xi = \xi_1 + q$, where

$$\zeta = \hat{\omega} \cdot \hat{\Omega}_1 = \cos \alpha \cos \kappa + \sin \alpha \sin \kappa \cos \Phi, \quad (\text{A11})$$

$$\cos \alpha = \hat{\mathbf{n}} \cdot \hat{\Omega}_1 = [\gamma_1(x_1 - x) - q] / p_1 Q, \quad (\text{A12})$$

$$\cos \kappa = \hat{\omega} \cdot \hat{\mathbf{n}} = (x_1\mu - x)/Q, \quad (\text{A13})$$

The condition $|\cos \alpha| \leq 1$, gives a constraint

$$\gamma_1 \geq \gamma_*(x, x_1, \mu) = (x - x_1 + Q\sqrt{1 + 2/q})/2. \quad (\text{A14})$$

Integrating over azimuth Φ in Eq. (A10) gives the exact analytical expression for the RF valid for any photon and electron energy ([Buchler & Yueh 1976](#); [Aharonian & Atoyan 1981](#); [Prasad et al. 1986](#); [Nagirner & Poutanen 1994](#); [Poutanen & Vurm 2010](#)), which we use in our calculations:

$$R(x, x_1, \mu, \gamma_1) = \frac{2}{Q} + \frac{q^2 - 2q - 2}{q^2} \left(\frac{1}{a_-} - \frac{1}{a_+} \right) + \frac{1}{q^2} \left(\frac{d_-}{a_-^3} + \frac{d_+}{a_+^3} \right), \quad (\text{A15})$$

where

$$a_{\pm}^2 = (\gamma_1 - x)^2 + \frac{1 + \mu}{1 - \mu}, \quad a_{\pm}^2 = (\gamma_1 + x_1)^2 + \frac{1 + \mu}{1 - \mu}, \quad d_{\pm} = (a_{\pm}^2 - a_{\mp}^2 \pm Q^2)/2. \quad (\text{A16})$$

The cancellations at small photon energies has been handled by [Nagirner & Poutanen \(1993\)](#). We note that the RF (A10) satisfies the detailed balance condition ([Nagirner & Poutanen 1994](#)):

$$R(x, x_1, \mu, \gamma_1) = R(x_1, x, \mu, \gamma_1 + x_1 - x). \quad (\text{A17})$$

The RF (A1) is related to the scattering kernel (8.13) in [Pomraning \(1973\)](#) as $R(x, x_1, \mu) = \sigma_s(x_1 \rightarrow x, \mu)x_1/x$. The form given by Eq. (A7) is equivalent to eq. (A4) in [Buchler & Yueh \(1976\)](#). The derived RF for monoenergetic electrons (A15) is equivalent to eq. (A5) from [Buchler & Yueh \(1976\)](#) and eq. (14) in [Aharonian & Atoyan \(1981\)](#).

The angle-averaged RF functions (18) and (19), used in the calculations of the mean free path, can be expressed through the single integral over the electron and positron distributions

$$R_i(x, x_1) = \frac{3}{16} \frac{2}{\lambda_C^3 N_e} \int_{\gamma'_*}^{\infty} R_i(x, x_1, \gamma_1) d\gamma_1 \{ \tilde{n}_-(\gamma_1)[1 - \tilde{n}_-(\gamma)] + \tilde{n}_+(\gamma_1)[1 - \tilde{n}_+(\gamma)] \}, \quad i = 0, 1,$$

where

$$\gamma'_*(x, x_1) = \begin{cases} \frac{x - x_1}{2} + \frac{x + x_1}{2} \sqrt{1 + \frac{1}{xx_1}} & \text{if } |x - x_1| \geq 2xx_1, \\ 1 + (x - x_1 + |x - x_1|)/2 & \text{if } |x - x_1| \leq 2xx_1. \end{cases} \quad (\text{A18})$$

The explicit analytical expressions for the angle-integrated functions $R_0(x, x_1, \gamma_1)$ and $R_0 - R_1$ under the integrals in Eqs. (A18) can be found in sections 8.1 and 8.2 of Nagirner & Poutanen (1994).

REFERENCES

- Aharonian, F. A. & Atoyan, A. M. 1981, *Ap&SS*, 79, 321
 Berestetskii, V. B., Lifshitz, E. M., & Pitaevskii, V. B. 1982, *Quantum electrodynamics* (Oxford: Pergamon Press)
 Buchler, J. R. & Yueh, W. R. 1976, *ApJ*, 210, 440
 Chin, C.-W. 1965, *ApJ*, 142, 1481
 Chiu, H.-Y. 1968, *Stellar physics. Vol.1* (Blaisdell: Waltham, Mass.)
 Cox, J. P. & Giuli, R. T. 1968, *Principles of stellar structure* (New York: Gordon and Breach)
 de Groot, S. R., van Leeuwen, W. A., & van Weert, C. G. 1980, *Relativistic kinetic equation* (Amsterdam: North-Holland)
 Mihalas, D. & Mihalas, B. W. 1984, *Foundations of radiation hydrodynamics* (New York: Oxford University Press)
 Nagirner, D. I. & Poutanen, J. 1993, *A&A*, 275, 325
 —. 1994, *Single Compton scattering*, Vol. 9 (Amsterdam: Harwood Academic Publishers), 1–83
 Paczynski, B. 1983, *ApJ*, 267, 315
 Pomraning, G. C. 1973, *The equations of radiation hydrodynamics* (Oxford: Pergamon Press)
 Poutanen, J. & Vurm, I. 2010, *ApJS*, 189, 286
 Pozdnyakov, L. A., Sobol, I. M., & Syunyaev, R. A. 1983, *Astrophysics and Space Physics Reviews*, 2, 189
 Prasad, M. K., Kershaw, D. S., & Beason, J. D. 1986, *Appl. Phys. Lett.*, 48, 1193
 Sampson, D. H. 1959, *ApJ*, 129, 734
 Suleimanov, V., Poutanen, J., & Werner, K. 2012, *A&A*, 545, A120
 Weaver, T. A., Zimmerman, G. B., & Woosley, S. E. 1978, *ApJ*, 225, 1021
 Weiss, A., Hillebrandt, W., Thomas, H.-C., & Ritter, H. 2004, *Cox and Giuli's Principles of Stellar Structure* (Cambridge: Princeton Publishing Associates Ltd)
 Woosley, S. E., Heger, A., Cumming, A., Hoffman, R. D., Pruet, J., Rauscher, T., Fisker, J. L., Schatz, H., Brown, B. A., & Wiescher, M. 2004, *ApJS*, 151, 75
 Woosley, S. E., Heger, A., & Weaver, T. A. 2002, *Reviews of Modern Physics*, 74, 1015